

Northwestern Local School District Clark County, Ohio

Basic Financial Statements
Fiscal Year Ended June 30, 2018
with Independent Auditors' Report

OHIO AUDITOR OF STATE KEITH FABER



Board of Education
Northwestern Local School District
5610 Troy Road
Springfield, OH 45502

We have reviewed the *Independent Auditor's Report* of the Northwestern Local School District, Clark County, prepared by Clark, Schaefer, Hackett & Co., for the audit period July 1, 2017 through June 30, 2018. Based upon this review, we have accepted these reports in lieu of the audit required by Section 117.11, Revised Code. The Auditor of State did not audit the accompanying financial statements and, accordingly, we are unable to express, and do not express an opinion on them.

Our review was made in reference to the applicable sections of legislative criteria, as reflected by the Ohio Constitution, and the Revised Code, policies, procedures and guidelines of the Auditor of State, regulations and grant requirements. The Northwestern Local School District is responsible for compliance with these laws and regulations.

A handwritten signature in cursive script that reads "Keith Faber".

Keith Faber
Auditor of State
Columbus, Ohio

January 29, 2019

This page intentionally left blank.

TABLE OF CONTENTS

Independent Auditors' Report	1-2
<u>Basic Financial Statements:</u>	
Management's Discussion and Analysis	3-16
Statement of Net Position	17
Statement of Activities.....	18
Balance Sheet – Governmental Funds	19
Reconciliation of Total Governmental Fund Balances to Net Position of Governmental Activities	20
Statement of Revenues, Expenditures and Changes in Fund Balances – Governmental Funds.....	21
Reconciliation of the Statement of Revenues, Expenditures and Changes in Fund Balances of Governmental Funds to the Statement of Activities.....	22
Statement of Revenues, Expenditures and Changes in Fund Balance – Budget (Non-GAAP Basis) and Actual – General Fund	23
Statement of Fiduciary Assets and Liabilities – Fiduciary Funds.....	24
Notes to the Basic Financial Statements.....	25-67
Required Supplementary Information:	
Schedule of the District's Proportionate Share of the Net Pension Liability: School Employees Retirement System (SERS) of Ohio.....	70
State Teachers Retirement System (STRS) of Ohio	71
Schedule of District Contributions: School Employees Retirement System (SERS) of Ohio.....	72-73
State Teachers Retirement System (STRS) of Ohio	74-75
Schedule of District's Proportionate Share of the Net OPEB Liability: School Employees Retirement System (SERS) of Ohio.....	76
State Teachers Retirement System (STRS) of Ohio	77
Schedule of District's OPEB Contributions: School Employees Retirement System (SERS) of Ohio.....	78-79
State Teachers Retirement System (STRS) of Ohio	80-81
Notes to the Required Supplementary Information	82-83
Schedule of Expenditures of Federal Awards.....	84
Notes to the Schedule of Expenditures of Federal Awards	85
Report on Internal Control Over Financial Reporting and on Compliance and Other Matters Based on an Audit of Financial Statements Performed in Accordance with <i>Government Auditing Standards</i>	86-87
Report on Compliance for Each Major Federal Program and on Internal Control Over Compliance Required by the Uniform Guidance	88-89
Schedule of Findings and Questioned Costs.....	90

This page intentionally left blank.

INDEPENDENT AUDITORS' REPORT

Board of Education
Northwestern Local School District
5610 Troy Road
Springfield, Ohio 45502

Report on the Financial Statements

We have audited the accompanying financial statements of the governmental activities, each major fund, and the aggregate remaining fund information of the Northwestern Local School District (the District) as of and for the year ended June 30, 2018, and the related notes to the financial statements, which collectively comprise the District's basic financial statements as listed in the table of contents.

Management's Responsibility for the Financial Statements

Management is responsible for the preparation and fair presentation of these financial statements in accordance with accounting principles generally accepted in the United States of America; this includes the design, implementation, and maintenance of internal control relevant to the preparation and fair presentation of financial statements that are free from material misstatement, whether due to fraud or error.

Auditors' Responsibility

Our responsibility is to express opinions on these financial statements based on our audit. We conducted our audit in accordance with auditing standards generally accepted in the United States of America and the standards applicable to financial audits contained in *Government Auditing Standards*, issued by the Comptroller General of the United States. Those standards require that we plan and perform the audit to obtain reasonable assurance about whether the financial statements are free from material misstatement.

An audit involves performing procedures to obtain audit evidence about the amounts and disclosures in the financial statements. The procedures selected depend on the auditor's judgment, including the assessment of the risks of material misstatement of the financial statements, whether due to fraud or error. In making those risk assessments, the auditor considers internal control relevant to the entity's preparation and fair presentation of the financial statements in order to design audit procedures that are appropriate in the circumstances, but not for the purpose of expressing an opinion on the effectiveness of the entity's internal control. Accordingly, we express no such opinion. An audit also includes evaluating the appropriateness of accounting policies used and the reasonableness of significant accounting estimates made by management, as well as evaluating the overall presentation of the financial statements.

We believe that the audit evidence we have obtained is sufficient and appropriate to provide a basis for our audit opinions.

Opinions

In our opinion, the financial statements referred to above present fairly, in all material respects, the respective financial position of the governmental activities, each major fund, and the aggregate remaining fund information of the District, as of June 30, 2018, and the respective changes in financial position thereof and the budgetary comparison for the General Fund for the year then ended in accordance with accounting principles generally accepted in the United States of America.

Emphasis of Matter

As discussed in Note 3 to the financial statements, during the year ended June 30, 2018, the District adopted the provisions of Governmental Accounting Standards Board Statement No. 75, *Accounting and Financial Reporting for Postemployment Benefits Other Than Pension*. Our opinion was not modified with respect to this matter.

Other Matters

Required Supplementary Information

Accounting principles generally accepted in the United States of America require that the management's discussion and analysis, as well as the schedules of net pension liabilities, pension contributions, net OPEB liabilities, OPEB contributions, and related notes to the supplementary information (as listed in the table of contents) be presented to supplement the basic financial statements. Such information, although not a part of the basic financial statements, is required by the Governmental Accounting Standards Board who considers it to be an essential part of financial reporting for placing the basic financial statements in an appropriate operational, economic, or historical context. We have applied certain limited procedures to the required supplementary information in accordance with auditing standards generally accepted in the United States of America, which consisted of inquiries of management about the methods of preparing the information and comparing the information for consistency with management's responses to our inquiries, the basic financial statements, and other knowledge we obtained during our audit of the basic financial statements. We do not express an opinion or provide any assurance on the information because the limited procedures do not provide us with sufficient evidence to express an opinion or provide any assurance.

Other Information

Our audit was conducted for the purpose of forming opinions on the financial statements that collectively comprise the District's basic financial statements. The accompanying schedule of expenditures of federal awards, as required by Title 2 *U.S. Code of Federal Regulations Part 200, Uniform Administrative Requirements, Cost Principles, and Audit Requirements for Federal Awards*, is presented for purposes of additional analysis and is not a required part of the basic financial statements.

The schedule of expenditures of federal awards is the responsibility of management and was derived from and relates directly to the underlying accounting and other records used to prepare the basic financial statements. Such information has been subjected to the auditing procedures applied in the audit of the basic financial statements and certain additional procedures, including comparing and reconciling such information directly to the underlying accounting and other records used to prepare the basic financial statements or to the basic financial statements themselves, and other additional procedures in accordance with auditing standards generally accepted in the United States of America. In our opinion, the schedule of expenditures of federal awards is fairly stated, in all material respects, in relation to the basic financial statements as a whole.

Other Reporting Required by Government Auditing Standards

In accordance with *Government Auditing Standards*, we have also issued our report dated December 19, 2018 our consideration of the District's internal control over financial reporting and on our tests of its compliance with certain provisions of laws, regulations, contracts, and grant agreements and other matters. The purpose of that report is solely to describe the scope of our testing of internal control over financial reporting and compliance and the results of that testing, and not to provide an opinion on the effectiveness of the District's internal control over financial reporting or on compliance. That report is an integral part of an audit performed in accordance with *Government Auditing Standards* in considering the District's internal control over financial reporting and compliance.

Clark, Schaefer, Hackett & Co.

Springfield, Ohio
December 19, 2018

**NORTHWESTERN LOCAL SCHOOL DISTRICT
CLARK COUNTY, OHIO**

**MANAGEMENT'S DISCUSSION AND ANALYSIS
FOR THE FISCAL YEAR ENDED JUNE 30, 2018
(UNAUDITED)**

The management's discussion and analysis of the Northwestern Local School District's (the "District") financial performance provides an overall review of the District's financial activities for the fiscal year ended June 30, 2018. The intent of this discussion and analysis is to look at the District's financial performance as a whole; readers should also review the transmittal letter, notes to the basic financial statements and basic financial statements to enhance their understanding of the District's financial performance.

Financial Highlights

Key financial highlights for fiscal year 2018 are as follows:

- In total, net position of governmental activities increased \$8,746,773 which represents a 133.67% increase from fiscal year 2017 as restated.
- General revenues accounted for \$18,741,240 in revenue or 82.55% of all revenues. Program specific revenues in the form of charges for services and sales, grants and contributions accounted for \$3,961,009 or 17.45% of total revenues of \$22,702,249.
- The District had \$13,955,476 in expenses related to governmental activities; only \$3,961,009 of these expenses were offset by program specific charges for services and grants or contributions. General revenues supporting governmental activities (primarily taxes and unrestricted grants and entitlements) of \$18,741,240 were adequate to provide for these programs.
- The District's major funds are the general fund and the bond retirement fund. The general fund had \$18,006,330 in revenues and \$17,725,561 in expenditures and other financing uses. During fiscal year 2018, the general fund's fund balance increased \$280,769 from a balance of \$7,086,720 to a balance of \$7,367,489.
- The bond retirement fund had \$2,700,973 in revenues and \$1,873,704 in expenditures. During fiscal year 2018, the bond retirement fund's fund balance increased \$827,269 from a balance of \$5,510,025 to a balance of \$6,337,294.

Using these Basic Financial Statements

This annual report consists of a series of financial statements and notes to those statements. These statements are organized so the reader can understand the District as a financial whole, an entire operating entity. The statements then proceed to provide an increasingly detailed look at specific financial activities.

The statement of net position and statement of activities provide information about the activities of the whole District, presenting both an aggregate view of the District's finances and a longer-term view of those finances. Fund financial statements provide the next level of detail. For governmental funds, these statements tell how services were financed in the short-term as well as what remains for future spending. The fund financial statements also look at the District's most significant funds with all other nonmajor funds presented in total in one column. In the case of the District, the general fund and the bond retirement fund are the only major funds.

**NORTHWESTERN LOCAL SCHOOL DISTRICT
CLARK COUNTY, OHIO**

**MANAGEMENT'S DISCUSSION AND ANALYSIS
FOR THE FISCAL YEAR ENDED JUNE 30, 2018
(UNAUDITED)**

Reporting the District as a Whole

Statement of Net Position and the Statement of Activities

While this document contains the large number of funds used by the District to provide programs and activities, the view of the District as a whole looks at all financial transactions and asks the question, "How did we do financially during 2018?" The statement of net position and the statement of activities answer this question. These statements include all assets, deferred outflows, liabilities, deferred inflows, revenues and expenses using the accrual basis of accounting similar to the accounting used by most private-sector companies. This basis of accounting will take into account all of the current year's revenues and expenses regardless of when cash is received or paid.

These two statements report the District's net position and changes in net position. This change in net position is important because it tells the reader that, for the District as a whole, the financial position of the District has improved or diminished. The causes of this change may be the result of many factors, some financial, some not. Non-financial factors include the District's property tax base, current property tax laws in Ohio restricting revenue growth, facility conditions, required educational programs and other factors.

In the statement of net position and the statement of activities, the governmental activities include the District's programs and services, including instruction, support services, operation and maintenance of plant, pupil transportation, extracurricular activities, and food service operations.

The District's statement of net position and statement of activities can be found on pages 17-18 of this report.

Reporting the District's Most Significant Fund

Fund Financial Statements

The analysis of the District's major governmental funds begins on page 13. Fund financial reports provide detailed information about the District's major funds. The District uses many funds to account for a multitude of financial transactions. However, these fund financial statements focus on the District's most significant funds. The District's major funds are the general fund and the bond retirement fund.

Governmental Funds

Most of the District's activities are reported in governmental funds, which focus on how money flows into and out of those funds and the balances left at year-end available for spending in future periods. These funds are reported using an accounting method called modified accrual accounting, which measures cash and all other financial assets that can readily be converted to cash. The governmental fund financial statements provide a detailed short-term view of the District's general government operations and the basic services it provides. Governmental fund information helps you determine whether there are more or fewer financial resources that can be spent in the near future to finance educational programs. The relationship (or differences) between governmental activities (reported in the statement of net position and the statement of activities) and governmental funds is reconciled in the basic financial statements. The basic governmental fund financial statements can be found on pages 19-23 of this report.

Reporting the District's Fiduciary Responsibilities

The District acts in a trustee capacity as an agent for individuals or other entities. These activities are reported in agency funds. The District's fiduciary activities are reported in a separate statement of assets and liabilities on page 24. These activities are excluded from the District's other financial statements because the assets cannot be utilized by the District to finance its operations.

**NORTHWESTERN LOCAL SCHOOL DISTRICT
CLARK COUNTY, OHIO**

**MANAGEMENT'S DISCUSSION AND ANALYSIS
FOR THE FISCAL YEAR ENDED JUNE 30, 2018
(UNAUDITED)**

Notes to the Basic Financial Statements

The notes provide additional information that is essential to a full understanding of the data provided in the government-wide and fund financial statements. These notes to the basic financial statements can be found on pages 25-67 of this report.

Required Supplementary Information

In addition to the basic financial statements and accompanying notes, this report also presents certain required supplementary information concerning the District's net pension liability and net OPEB liability. The required supplementary information can be found on pages 70 through 83 of this report.

THIS SPACE INTENTIONALLY LEFT BLANK

**NORTHWESTERN LOCAL SCHOOL DISTRICT
CLARK COUNTY, OHIO**

MANAGEMENT'S DISCUSSION AND ANALYSIS
FOR THE FISCAL YEAR ENDED JUNE 30, 2018
(UNAUDITED)

The District as a Whole

The statement of net position provides the perspective of the District as a whole.

The table below provides a summary of the District's net position at June 30, 2018 and June 30, 2017. The net position at June 30, 2017 has been restated as described in Note 3.

	Net Position	
	Governmental Activities	Restated Governmental Activities
	<u>2018</u>	<u>2017</u>
<u>Assets</u>		
Current and other assets	\$ 26,679,962	\$ 24,702,352
Capital assets, net	<u>47,264,625</u>	<u>46,355,202</u>
Total assets	<u>73,944,587</u>	<u>71,057,554</u>
<u>Deferred outflows</u>		
Pension	6,378,987	5,411,701
OPEB	<u>295,314</u>	<u>38,587</u>
Total deferred outflows	<u>6,674,301</u>	<u>5,450,288</u>
<u>Liabilities</u>		
Current liabilities	2,870,523	1,922,579
Long-term liabilities:		
Due within one year	653,374	284,059
Due in more than one year		
Net pension liability	19,618,001	27,172,056
Net OPEB liability	4,428,446	5,450,845
Other amounts	<u>30,225,156</u>	<u>28,733,606</u>
Total liabilities	<u>57,795,500</u>	<u>63,563,145</u>
<u>Deferred inflows</u>		
Property taxes levied for the next fiscal year	5,740,818	6,226,594
Pension	1,207,484	174,670
OPEB	<u>584,880</u>	<u>-</u>
Total deferred inflows	<u>7,533,182</u>	<u>6,401,264</u>
<u>Net Position</u>		
Net investment in capital assets	16,420,005	18,190,476
Restricted	10,889,173	8,827,628
Unrestricted (deficit)	<u>(12,018,972)</u>	<u>(20,474,671)</u>
Total net position	<u>\$ 15,290,206</u>	<u>\$ 6,543,433</u>

**NORTHWESTERN LOCAL SCHOOL DISTRICT
CLARK COUNTY, OHIO**

MANAGEMENT'S DISCUSSION AND ANALYSIS
FOR THE FISCAL YEAR ENDED JUNE 30, 2018
(UNAUDITED)

The net pension liability (NPL) is the largest single liability reported by the District at June 30, 2018 and is reported pursuant to GASB Statement 68, "Accounting and Financial Reporting for Pensions—an Amendment of GASB Statement 27." For fiscal year 2018, the School District adopted GASB Statement 75, "Accounting and Financial Reporting for Postemployment Benefits Other Than Pensions," which significantly revises accounting for costs and liabilities related to other postemployment benefits (OPEB). For reasons discussed below, many end users of this financial statement will gain a clearer understanding of the District's actual financial condition by adding deferred inflows related to pension and OPEB, the net pension liability and the net OPEB liability to the reported net position and subtracting deferred outflows related to pension and OPEB.

Governmental Accounting Standards Board standards are national and apply to all government financial reports prepared in accordance with generally accepted accounting principles. Prior accounting for pensions (GASB 27) and postemployment benefits (GASB 45) focused on a funding approach. This approach limited pension and OPEB costs to contributions annually required by law, which may or may not be sufficient to fully fund each plan's *net pension liability* or *net OPEB liability*. GASB 68 and GASB 75 take an earnings approach to pension and OPEB accounting; however, the nature of Ohio's statewide pension/OPEB plans and state law governing those systems requires additional explanation in order to properly understand the information presented in these statements.

GASB 68 and GASB 75 require the net pension liability and the net OPEB liability to equal the District's proportionate share of each plan's collective:

1. Present value of estimated future pension/OPEB benefits attributable to active and inactive employees' past service.
2. Minus plan assets available to pay these benefits.

GASB notes that pension and OPEB obligations, whether funded or unfunded, are part of the "employment exchange" – that is, the employee is trading his or her labor in exchange for wages, benefits, and the promise of a future pension and other postemployment benefits. GASB noted that the unfunded portion of this promise is a present obligation of the government, part of a bargained-for benefit to the employee, and should accordingly be reported by the government as a liability since they received the benefit of the exchange. However, the District is not responsible for certain key factors affecting the balance of these liabilities. In Ohio, the employee shares the obligation of funding pension benefits with the employer. Both employer and employee contribution rates are capped by State statute. A change in these caps requires action of both Houses of the General Assembly and approval of the Governor. Benefit provisions are also determined by State statute. The Ohio Revised Code permits, but does not require, the retirement systems to provide healthcare to eligible benefit recipients. The retirement systems may allocate a portion of the employer contributions to provide for these OPEB benefits.

The employee enters the employment exchange with the knowledge that the employer's promise is limited not by contract but by law. The employer enters the exchange also knowing that there is a specific, legal limit to its contribution to the retirement system. In Ohio, there is no legal means to enforce the unfunded liability of the pension/OPEB plan *as against the public employer*. State law operates to mitigate/lessen the moral obligation of the public employer to the employee, because all parties enter the employment exchange with notice as to the law. The retirement system is responsible for the administration of the pension and OPEB plans.

Most long-term liabilities have set repayment schedules or, in the case of compensated absences (i.e. sick and vacation leave), are satisfied through paid time-off or termination payments. There is no repayment schedule for the net pension liability or the net OPEB liability. As explained above, changes in benefits, contribution rates, and return on investments affect the balance of these liabilities but are outside the control of the local government. In the event that contributions, investment returns, and other changes are insufficient to keep up with required payments, State statute does not assign/identify the responsible party for the unfunded portion. Due to the unique nature of how the net pension liability and the net OPEB liability are satisfied, these liabilities are separately identified within the long-term liability section of the statement of net position.

**NORTHWESTERN LOCAL SCHOOL DISTRICT
CLARK COUNTY, OHIO**

**MANAGEMENT'S DISCUSSION AND ANALYSIS
FOR THE FISCAL YEAR ENDED JUNE 30, 2018
(UNAUDITED)**

In accordance with GASB 68 and GASB 75, the District's statements prepared on an accrual basis of accounting include an annual pension expense and an annual OPEB expense for their proportionate share of each plan's *change* in net pension liability and net OPEB liability, respectively, not accounted for as deferred inflows/outflows.

As a result of implementing GASB 75, the District is reporting a net OPEB liability and deferred inflows/outflows of resources related to OPEB on the accrual basis of accounting. This implementation also had the effect of restating net position at June 30, 2017, from \$11,955,691 to \$6,543,433.

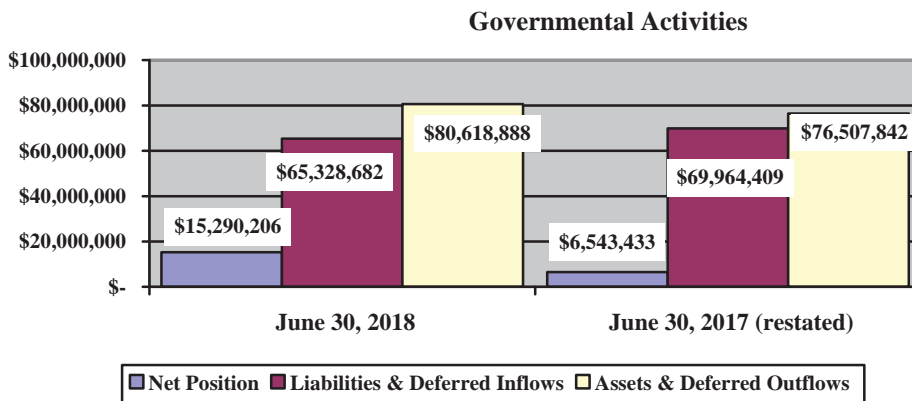
Over time, net position can serve as a useful indicator of government's financial position. At June 30, 2018, the District's assets and deferred outflows exceeded liabilities and deferred inflows by \$15,290,206. Of this total, \$10,889,173 is restricted in use.

At year end, capital assets represented 63.92% of total assets. Capital assets include land, construction in progress, land improvements, buildings and improvements, furniture and equipment and vehicles. Net investments in capital assets at June 30, 2018, was \$16,420,005. These capital assets are used to provide services to the students and are not available for future spending. Although the District's investment in capital assets is reported net of related debt, it should be noted that the resources to repay the debt must be provided from other sources, since capital assets may not be used to liquidate these liabilities.

A portion of the District's net position, \$10,889,173, represents resources that are subject to external restriction on how they may be used. The remaining balance of unrestricted net position is a deficit of \$12,018,972.

Current and other assets increased due to current year operations. Long-term liabilities decreased primarily due to a decrease in the net pension liability. This factor is outside of the control of the District. The District contributes its statutorily required contributions to the pension systems; however, it's the pension systems that collect, hold and distribute pensions to District employees, not the District.

The graph below shows the District's assets, deferred outflows of resources, liabilities, deferred inflows of resources and net position at June 30, 2018 and June 30, 2017. The net position at June 30, 2017 has been restated as described in Note 3.



**NORTHWESTERN LOCAL SCHOOL DISTRICT
CLARK COUNTY, OHIO**

**MANAGEMENT'S DISCUSSION AND ANALYSIS
FOR THE FISCAL YEAR ENDED JUNE 30, 2018
(UNAUDITED)**

The table below shows the change in net position for fiscal year 2018 and 2017. The net position at June 30, 2017 has been restated as described in Note 3.

Change in Net Position

	<u>Governmental Activities</u>	
	<u>2018</u>	<u>Restated 2017</u>
<u>Revenues</u>		
Program revenues:		
Charges for services and sales	\$ 2,164,901	\$ 1,988,748
Operating grants and contributions	1,796,108	1,839,287
General revenues:		
Property taxes	7,374,022	6,756,588
School district income taxes	2,333,696	2,248,204
Grants and entitlements	8,800,788	8,730,911
Investment earnings	153,148	75,102
Miscellaneous	79,586	36,994
Total revenues	<u>22,702,249</u>	<u>21,675,834</u>
<u>Expenses</u>		
Program expenses:		
Instruction:		
Regular	6,062,080	10,048,700
Special	1,912,944	3,122,426
Other	-	3,391
Support services:		
Pupil	490,494	1,000,163
Instructional staff	501,662	1,049,715
Board of education	125,877	71,128
Administration	497,947	1,136,292
Fiscal	386,734	721,571
Operations and maintenance	981,536	1,688,384
Pupil transportation	575,425	1,193,734
Central	300	-
Operation of non-instructional services:		
Other non-instructional services	22,215	47,383
Food service operations	385,509	573,644
Extracurricular activities	326,264	452,206
Interest and fiscal charges	<u>1,686,489</u>	<u>1,694,485</u>
Total expenses	<u>13,955,476</u>	<u>22,803,222</u>
Changes in net position	8,746,773	(1,127,388)
Net position at beginning of year (restated)	<u>6,543,433</u>	<u>N/A</u>
Net position at end of year	<u>\$ 15,290,206</u>	<u>\$ 6,543,433</u>

**NORTHWESTERN LOCAL SCHOOL DISTRICT
CLARK COUNTY, OHIO**

**MANAGEMENT'S DISCUSSION AND ANALYSIS
FOR THE FISCAL YEAR ENDED JUNE 30, 2018
(UNAUDITED)**

Governmental Activities

Net position of the District's governmental activities increased \$8,746,773. Total governmental expenses of \$13,955,476 were partially offset by program revenues of \$3,961,009 and general revenues of \$18,741,240. Program revenues supported 28.38% of the total governmental expenses.

The information necessary to restate the 2017 beginning balances and the 2017 OPEB expense amounts for the effects of the initial implementation of GASB 75 is not available. Therefore, 2017 functional expenses still include OPEB expense of \$38,587 computed under GASB 45. GASB 45 required recognizing OPEB expense equal to the contractually required contributions to the plan. Under GASB 75, OPEB expense represents additional amounts earned, adjusted by deferred inflows/outflows. The contractually required contribution is no longer a component of OPEB expense. Under GASB 75, the 2018 statements report negative OPEB expense of \$643,027. Consequently, in order to compare 2018 total program expenses to 2017, the following adjustments are needed:

Total 2018 program expenses under GASB 75	\$ 13,955,476
Negative OPEB expense under GASB 75	643,027
2018 contractually required contributions	<u>51,219</u>
Adjusted 2018 program expenses	14,649,722
Total 2017 program expenses under GASB 45	<u>22,803,222</u>
Decrease in program expenses not related to OPEB	<u>\$ (8,153,500)</u>

Expenses of the governmental activities decreased \$8,847,746 or 38.80%. This decrease is primarily the result of the State Teachers Retirement System (STRS) indefinitely suspending the Cost of Living Adjustment ("COLA") and the School Employees Retirement System (SERS) lowering the COLA from 3.00% to 2.50%. On an accrual basis, the District reported (\$6,100,230) in pension expense and (\$643,027) in OPEB expense mainly due to these benefit changes by the retirement systems. Fluctuations in the pension expense reported under GASB 68 makes it difficult to compare financial information between years. Pension expense is a component of program expenses reported on the statement of activities. To assess fluctuations in program expenses, the increase or decrease in pension expense should be factored into the analysis. Pension expense, by function, for 2018 and 2017 is on the following page.

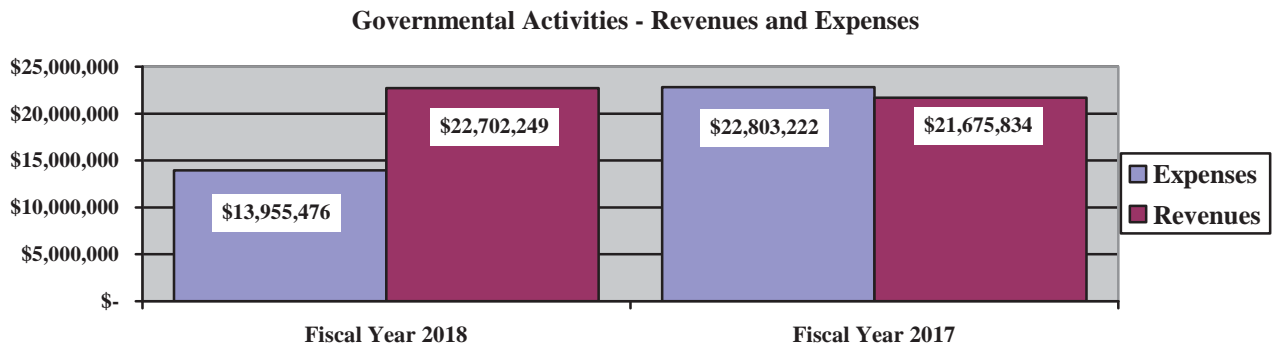
**NORTHWESTERN LOCAL SCHOOL DISTRICT
CLARK COUNTY, OHIO**

**MANAGEMENT'S DISCUSSION AND ANALYSIS
FOR THE FISCAL YEAR ENDED JUNE 30, 2018
(UNAUDITED)**

	2018 Pension Expense	2017 Pension Expense	Increase (Decrease)
Program expenses:			
Instruction:			
Regular	\$ (3,037,115)	\$ 1,090,085	\$ (4,127,200)
Special	(788,725)	274,991	(1,063,716)
Other	(1,207)	56	(1,263)
Support services:			
Pupil	(345,339)	127,330	(472,669)
Instructional staff	(288,846)	97,997	(386,843)
Board of education	(7,561)	2,064	(9,625)
Administration	(460,994)	166,074	(627,068)
Fiscal	(211,427)	57,568	(268,995)
Operations and maintenance	(298,840)	108,859	(407,699)
Pupil transportation	(336,688)	121,041	(457,729)
Operation of non-instructional services:			
Other non-instructional services	(14,950)	5,162	(20,112)
Food service operations	(123,594)	48,587	(172,181)
Extracurricular activities	(184,944)	64,557	(249,501)
Total	\$ (6,100,230)	\$ 2,164,371	\$ (8,264,601)

The primary sources of revenue for governmental activities are derived from property taxes, income taxes and grants and entitlements not restricted to specific programs. These revenue sources represent 81.53% of total governmental revenue. Real estate property is reappraised every six years.

The graph below presents the District's governmental activities revenue and expenses for fiscal year 2018 and 2017.



**NORTHWESTERN LOCAL SCHOOL DISTRICT
CLARK COUNTY, OHIO**

**MANAGEMENT'S DISCUSSION AND ANALYSIS
FOR THE FISCAL YEAR ENDED JUNE 30, 2018
(UNAUDITED)**

The statement of activities shows the cost of program services and the charges for services and grants offsetting those services. The following table shows, for governmental activities, the total cost of services and the net cost of services. That is, it identifies the cost of these services supported by tax revenue and unrestricted State grants and entitlements.

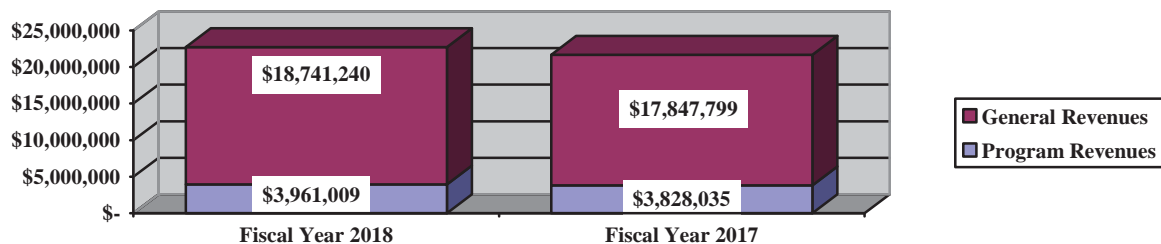
Governmental Activities

	Total Cost of Services 2018	Net Cost of Services 2018	Total Cost of Services 2017	Net Cost of Services 2017
Program expenses:				
Instruction:				
Regular	\$ 6,062,080	\$ 4,405,010	\$ 10,048,700	\$ 8,570,996
Special	1,912,944	602,196	3,122,426	1,764,549
Other	-	-	3,391	3,391
Support services:				
Pupil	490,494	418,984	1,000,163	939,029
Instructional staff	501,662	395,673	1,049,715	924,118
Board of Education	125,877	125,877	71,128	71,128
Administration	497,947	497,947	1,136,292	1,134,928
Fiscal	386,734	386,734	721,571	721,571
Operations and maintenance	981,536	980,921	1,688,384	1,687,879
Pupil transportation	575,425	545,808	1,193,734	1,153,155
Central	300	300	-	-
Operation of non-instructional services:				
Other non-instructional services	22,215	(31,453)	47,383	(11,324)
Food service operations	385,509	(170,544)	573,644	(9,051)
Extracurricular activities	326,264	150,525	452,206	330,333
Interest and fiscal charges	1,686,489	1,686,489	1,694,485	1,694,485
Total expenses	\$ 13,955,476	\$ 9,994,467	\$ 22,803,222	\$ 18,975,187

The dependence upon tax and other general revenues for governmental activities is apparent, 62.79% of instruction activities in fiscal year 2018 are supported through taxes and other general revenues as for all governmental activities, general revenue support is 71.62%. The District's taxpayers, and grants and entitlements from the State of Ohio, as a whole, are by far the primary support for the District's students.

The graph below presents the District's governmental activities revenue for fiscal year 2018 and 2017.

Governmental Activities - General and Program Revenues



**NORTHWESTERN LOCAL SCHOOL DISTRICT
CLARK COUNTY, OHIO**

MANAGEMENT'S DISCUSSION AND ANALYSIS
FOR THE FISCAL YEAR ENDED JUNE 30, 2018
(UNAUDITED)

The District's Funds

The District's governmental funds reported a combined fund balance of \$17,440,970 which is higher than last year's total of \$15,959,234. The schedule below indicates the fund balance and the total change in fund balance as of June 30, 2018 and 2017.

	<u>Fund Balance</u> <u>June 30, 2018</u>	<u>Fund Balance</u> <u>June 30, 2017</u>	<u>Change</u>
General	\$ 7,367,489	\$ 7,086,720	\$ 280,769
Bond retirement	6,337,294	5,510,025	827,269
Other governmental	<u>3,736,187</u>	<u>3,362,489</u>	<u>373,698</u>
 Total	 <u>\$ 17,440,970</u>	 <u>\$ 15,959,234</u>	 <u>\$ 1,481,736</u>

General Fund

The District's general fund balance increased \$280,769. Tax revenues increased 6.11% due to an increase in the amount available for advance from the County Auditor. Earnings on investments increased due to an increase in interest rates and the amount cash available for the District to invest. Other revenues increased mainly due to an increase in tuition receipts. Expenditures related to instruction and support services expenses increased during the year due to a slight increase in personnel costs.

The table that follows assists in illustrating the financial activities and fund balance of the general fund.

	<u>2018</u> <u>Amount</u>	<u>2017</u> <u>Amount</u>	<u>Percentage</u> <u>Change</u>
<u>Revenues</u>			
Taxes	\$ 7,919,108	\$ 7,462,989	6.11 %
Earnings on investments	114,202	54,825	108.30 %
Intergovernmental	8,214,827	8,181,270	0.41 %
Other revenues	<u>1,758,193</u>	<u>1,584,082</u>	10.99 %
 Total	 <u>\$ 18,006,330</u>	 <u>\$ 17,283,166</u>	 4.18 %
<u>Expenditures</u>			
Instruction	\$ 10,940,097	\$ 10,495,290	4.24 %
Support services	5,950,635	5,731,131	3.83 %
Extracurricular activities	<u>372,521</u>	<u>380,296</u>	(2.04) %
 Total	 <u>\$ 17,263,253</u>	 <u>\$ 16,606,717</u>	 3.95 %

Bond Retirement Fund

The bond retirement fund had \$2,700,973 in revenues and \$1,873,704 in expenditures. During fiscal year 2018, the bond retirement fund's fund balance increased \$827,269 from a balance of \$5,510,025 to a balance of \$6,337,294.

**NORTHWESTERN LOCAL SCHOOL DISTRICT
CLARK COUNTY, OHIO**

MANAGEMENT'S DISCUSSION AND ANALYSIS
FOR THE FISCAL YEAR ENDED JUNE 30, 2018
(UNAUDITED)

General Fund Budgeting Highlights

The District's budget is prepared according to Ohio law and is based on accounting for certain transactions on a basis of cash receipts, disbursements and encumbrances. The most significant budgeted fund is the general fund.

For the general fund, original and final budgeted revenues and other financing sources were \$17,441,775. Actual revenues and other financing sources for fiscal 2018 were \$17,600,878 which was \$159,103 higher than the final budgeted revenues.

General fund original expenditures and other financing uses of \$17,755,870 were increased to \$18,202,271 in the final budget. The actual budget basis expenditures and other financing uses for fiscal year 2018 totaled \$17,699,171, which was \$503,100 less than the final budgeted amounts.

Capital Assets and Debt Administration

Capital Assets

At the end of fiscal year 2018, the District had \$47,264,625 invested in land, construction in progress, land improvements, buildings and improvements, furniture and equipment and vehicles. This entire amount is reported in governmental activities. The following table shows June 30, 2018 balances compared to June 30, 2017.

	Capital Assets at June 30	
	(Net of Depreciation)	
	<u>Governmental Activities</u>	
	<u>2018</u>	<u>2017</u>
Land	\$ 479,604	\$ 479,604
Construction in progress	2,256,161	-
Land improvements	6,293,762	6,855,330
Building and improvements	36,394,590	37,065,432
Furniture and equipment	1,280,169	1,511,920
Vehicles	<u>560,339</u>	<u>442,916</u>
Total	<u>\$ 47,264,625</u>	<u>\$ 46,355,202</u>

The overall increase in capital assets of \$909,423 is due to capital outlays of \$2,880,632 exceeding depreciation expense of \$1,971,209 in the current period.

See Note 9 to the basic financial statements for detail.

**NORTHWESTERN LOCAL SCHOOL DISTRICT
CLARK COUNTY, OHIO**

MANAGEMENT'S DISCUSSION AND ANALYSIS
FOR THE FISCAL YEAR ENDED JUNE 30, 2018
(UNAUDITED)

Debt Administration

At June 30, 2018, the District had \$27,675,000 in general obligation bonds and \$2,025,000 in a lease purchase agreement outstanding. Of this total, \$570,000 is due within one year and \$29,130,000 is due within greater than one year. The following table summarizes the liabilities outstanding.

Outstanding Debt, at Year End

	Governmental Activities <u>2018</u>	Governmental Activities <u>2017</u>
General obligation bonds	\$ 27,675,000	\$ 27,875,000
Lease purchase agreement	<u>2,025,000</u>	<u>-</u>
Total	<u>\$ 29,700,000</u>	<u>\$ 27,875,000</u>

See Note 10 to the basic financial statements for detail on the District's debt administration.

Current Financial Related Activities

The District is currently in good financial condition. Although stable, there are factors that could have a negative impact in the future.

The Substitute Levy that was renewed for five more years in March 2016 represents nearly 10% of the General Fund operating revenue. The Permanent Improvement Levy was renewed for six years in November 2015. Property values in the District were reappraised in 2016. Overall, property values increased over 2.5%. Nearly all of the increases were in residential and agricultural values. Commercial property values showed significant decreases. Changes in CAUV calculations in future years are expected to have a significant decrease in agricultural land values. This will not result in a major decrease in tax receipts, but will shift more of the tax burden to residential taxpayers and could be a factor in renewing the Substitute Levy.

State funding in fiscal year 2018 was comparable to fiscal year 2017. A slight increase in state funding is projected for fiscal year 2019. State funding is based on the number of students enrolled. Student enrollment is projected to decrease in fiscal year 2018 and future years. If the projections hold, it will result in reduced state funding. It is unknown how future changes to the state funding formula will affect the District.

Negotiated agreements with both unions were completed in 2016. The agreements are in affect from July 1, 2016 – June 30, 2019. The results of the negotiations increase expenditures on salaries, which will partially be offset by a decrease (or slower increase) in expenditures for benefits. The current negotiated agreements include a "spousal exclusion" for medical benefits and include a set dollar amount that the District contributes to insurance benefit plans. It is important for the District to maintain these provisions in future contracts to have some control over future expenditures on employee benefits.

The November 2009 vote included the approval of a bond issue to build two new school buildings to replace the three buildings that were in use at that time. Grades 7 - 12 moved into the new Northwestern Junior/Senior High School in August 2013. Grade PK – 6 moved into the new Northwestern Elementary School in November 2013. The old buildings were demolished in 2014. The state portion of the construction project was closed in June 2016. Additional improvements to the District's facilities and grounds will continue. During fiscal year 2018 the District successfully bid a project to build an Athletic Facility to complete the campus.

**NORTHWESTERN LOCAL SCHOOL DISTRICT
CLARK COUNTY, OHIO**

**MANAGEMENT'S DISCUSSION AND ANALYSIS
FOR THE FISCAL YEAR ENDED JUNE 30, 2018
(UNAUDITED)**

In conclusion, the District has committed itself to financial excellence for many years. Before the November 2009 levy, the last increase in local tax millage was approved in 1992. The District's system of financial planning, budgeting, and internal financial controls are well regarded. Reduced enrollment and increases in expenditures present possible major challenges. It is crucial for the District to avoid deficit spending. Budget cuts may be necessary in the future if the revenue does not increase at the same pace as expenditures. In addition, the Board of Education has passed a cash balance policy that sets a minimum target cash balance. If balances hit upper targets, some funds will be used for capital projects or early debt retirement. The District plans to continue its sound fiscal management to meet the challenges of the future.

Contacting the District's Financial Management

This financial report is designed to provide our citizens, taxpayers, and investors and creditors with a general overview of the District's finances and to show the District's accountability for the money it receives. If you have questions about this report or need additional financial information contact Julie Gibson, Office of the Treasurer, Northwestern Local Schools, 5610 Troy Road, Springfield, OH 45502.

**NORTHWESTERN LOCAL SCHOOL DISTRICT
CLARK COUNTY, OHIO**

STATEMENT OF NET POSITION
JUNE 30, 2018

	<u>Governmental Activities</u>
Assets:	
Equity in pooled cash and investments	\$ 12,571,153
Cash in segregated accounts	99,370
Receivables:	
Property taxes	7,578,570
Income taxes.	895,671
Accounts.	30,648
Accrued interest	49,804
Intergovernmental	83,611
Prepayments	26,675
Materials and supplies inventory.	70,595
Inventory held for resale.	5,190
Restricted investments with trustee	5,268,675
Capital assets:	
Nondepreciable capital assets	2,735,765
Depreciable capital assets, net.	44,528,860
Capital assets, net	<u>47,264,625</u>
Total assets.	<u>73,944,587</u>
Deferred outflows of resources:	
Pension (Note 12)	6,378,987
OPEB (Note 13)	295,314
Total deferred outflows of resources	<u>6,674,301</u>
Liabilities:	
Accounts payable.	34,322
Contracts payable.	755,073
Retainage payable	118,378
Accrued wages and benefits payable	1,587,762
Intergovernmental payable	84,246
Pension and postemployment benefits payable.	280,683
Accrued interest payable	10,059
Long-term liabilities:	
Due within one year.	653,374
Due in more than one year:	
Net pension liability (Note 12).	19,618,001
Net OPEB liability (Note 13)	4,428,446
Other amounts due in more than one year	30,225,156
Total liabilities	<u>57,795,500</u>
Deferred inflows of resources:	
Property taxes levied for the next fiscal year.	5,740,818
Pension (Note 12)	1,207,484
OPEB (Note 13)	584,880
Total deferred inflows of resources	<u>7,533,182</u>
Net position:	
Net investment in capital assets	16,420,005
Restricted for:	
Capital projects	3,333,904
Classroom facilities maintenance	830,629
Debt service.	6,413,776
Student activities	96,772
Other purposes	214,092
Unrestricted (deficit)	(12,018,972)
Total net position.	<u>\$ 15,290,206</u>

SEE ACCOMPANYING NOTES TO THE BASIC FINANCIAL STATEMENTS

**NORTHWESTERN LOCAL SCHOOL DISTRICT
CLARK COUNTY, OHIO**

STATEMENT OF ACTIVITIES
FOR THE FISCAL YEAR ENDED JUNE 30, 2018

	<u>Expenses</u>	<u>Program Revenues</u>		<u>Net (Expense)</u>
		<u>Charges for Services and Sales</u>	<u>Operating Grants and Contributions</u>	<u>Revenue and Changes in Net Position</u>
				<u>Governmental Activities</u>
Governmental activities:				
Instruction:				
Regular	\$ 6,062,080	\$ 1,567,882	\$ 89,188	\$ (4,405,010)
Special	1,912,944	157,182	1,153,566	(602,196)
Support services:				
Pupil	490,494	9,720	61,790	(418,984)
Instructional staff	501,662	-	105,989	(395,673)
Board of education	125,877	-	-	(125,877)
Administration	497,947	-	-	(497,947)
Fiscal	386,734	-	-	(386,734)
Operations and maintenance	981,536	615	-	(980,921)
Pupil transportation	575,425	899	28,718	(545,808)
Central	300	-	-	(300)
Operation of non-instructional services:				
Food service operations	385,509	223,155	332,898	170,544
Other non-instructional services	22,215	53,668	-	31,453
Extracurricular activities	326,264	151,780	23,959	(150,525)
Interest and fiscal charges	1,686,489	-	-	(1,686,489)
Total governmental activities	<u>\$ 13,955,476</u>	<u>\$ 2,164,901</u>	<u>\$ 1,796,108</u>	<u>(9,994,467)</u>
General revenues:				
Property taxes levied for:				
General purposes				5,612,021
Facilities maintenance				110,721
Debt service				1,469,117
Capital				182,163
Income taxes levied for:				
General purposes				2,333,696
Grants and entitlements not restricted to specific programs				8,800,788
Investment earnings				153,148
Miscellaneous				79,586
Total general revenues				<u>18,741,240</u>
Change in net position				8,746,773
Net position at beginning of year (restated)				<u>6,543,433</u>
Net position at end of year				<u>\$ 15,290,206</u>

SEE ACCOMPANYING NOTES TO THE BASIC FINANCIAL STATEMENTS

**NORTHWESTERN LOCAL SCHOOL DISTRICT
CLARK COUNTY, OHIO**

BALANCE SHEET
GOVERNMENTAL FUNDS
JUNE 30, 2018

	General	Bond Retirement	Nonmajor Governmental Funds	Total Governmental Funds
Assets:				
Equity in pooled cash and investments.	\$ 7,269,689	\$ 1,405,221	\$ 3,896,243	\$ 12,571,153
Cash in segregated accounts	-	-	99,370	99,370
Receivables:				
Property taxes.	5,854,465	1,537,720	186,385	7,578,570
Income taxes	895,671	-	-	895,671
Accounts	29,533	-	1,115	30,648
Accrued interest	23,281	23,918	2,605	49,804
Interfund loans	815	-	-	815
Intergovernmental.	82,796	-	815	83,611
Prepayments.	26,134	-	541	26,675
Materials and supplies inventory.	69,284	-	1,311	70,595
Inventory held for resale.	-	-	5,190	5,190
Restricted assets:				
Restricted investments with trustee	-	4,649,749	618,926	5,268,675
Total assets	<u>\$ 14,251,668</u>	<u>\$ 7,616,608</u>	<u>\$ 4,812,501</u>	<u>\$ 26,680,777</u>
Liabilities:				
Accounts payable	\$ 31,339	\$ -	\$ 2,983	\$ 34,322
Contracts payable.	-	-	755,073	755,073
Retainage payable.	-	-	118,378	118,378
Accrued wages and benefits payable	1,554,659	-	33,103	1,587,762
Compensated absences payable	22,438	-	-	22,438
Intergovernmental payable	83,800	-	446	84,246
Pension and postemployment benefits payable	265,997	-	14,686	280,683
Interfund loans payable.	-	-	815	815
Total liabilities.	<u>1,958,233</u>	<u>-</u>	<u>925,484</u>	<u>2,883,717</u>
Deferred inflows of resources:				
Property taxes levied for the next fiscal year.	4,408,523	1,192,773	139,522	5,740,818
Delinquent property tax revenue not available.	268,527	64,061	8,703	341,291
Income tax revenue not available.	186,546	-	-	186,546
Intergovernmental revenue not available.	26,658	-	-	26,658
Accrued interest not available.	7,993	22,480	2,605	33,078
Miscellaneous revenue not available.	27,699	-	-	27,699
Total deferred inflows of resources.	<u>4,925,946</u>	<u>1,279,314</u>	<u>150,830</u>	<u>6,356,090</u>
Fund balances:				
Nonspendable:				
Materials and supplies inventory.	69,284	-	1,311	70,595
Prepays.	26,134	-	541	26,675
Restricted:				
Debt service	-	6,337,294	618,926	6,956,220
Capital improvements	-	-	2,660,848	2,660,848
Food service operations	-	-	223,648	223,648
Extracurricular.	-	-	96,772	96,772
Endowments.	-	-	5,494	5,494
Committed:				
Latchkey programs	-	-	128,647	128,647
Assigned:				
Student instruction	8,487	-	-	8,487
Student and staff support.	104,088	-	-	104,088
Subsequent year's appropriations	893,942	-	-	893,942
Insurance reserve	71,475	-	-	71,475
Unassigned.	6,194,079	-	-	6,194,079
Total fund balances	<u>7,367,489</u>	<u>6,337,294</u>	<u>3,736,187</u>	<u>17,440,970</u>
Total liabilities, deferred inflows and fund balances	<u>\$ 14,251,668</u>	<u>\$ 7,616,608</u>	<u>\$ 4,812,501</u>	<u>\$ 26,680,777</u>

SEE ACCOMPANYING NOTES TO THE BASIC FINANCIAL STATEMENTS

**NORTHWESTERN LOCAL SCHOOL DISTRICT
CLARK COUNTY, OHIO**

RECONCILIATION OF TOTAL GOVERNMENTAL FUND BALANCES TO
NET POSITION OF GOVERNMENTAL ACTIVITIES
JUNE 30, 2018

Total governmental fund balances		\$	17,440,970
<i>Amounts reported for governmental activities on the statement of net position are different because:</i>			
Capital assets used in governmental activities are not financial resources and therefore are not reported in the funds.			47,264,625
Other long-term assets are not available to pay for current-period expenditures and therefore are deferred inflows in the funds.			
Property taxes receivable	\$	341,291	
Income taxes receivable		186,546	
Accounts receivable		27,699	
Accrued interest receivable		33,078	
Intergovernmental receivable		26,658	
Total		615,272	615,272
Unamortized premiums on bonds issued are not recognized in the funds.			(271,169)
The net pension liability is not due and payable in the current period; therefore, the liability and related deferred inflows/outflows are not reported in governmental funds:			
Deferred outflows of resources - pension		6,378,987	
Deferred inflows of resources - pension		(1,207,484)	
Net pension liability		(19,618,001)	
Total		(14,446,498)	(14,446,498)
The net OPEB liability is not due and payable in the current period; therefore, the liability and related deferred inflows/outflows are not reported in governmental funds:			
Deferred outflows of resources - OPEB		295,314	
Deferred inflows of resources - OPEB		(584,880)	
Net OPEB liability		(4,428,446)	
Total		(4,718,012)	(4,718,012)
Accrued interest payable is not due and payable in the current period and therefore is not reported in the funds.			(10,059)
Long-term liabilities, including bonds payable, are not due and payable in the current period and therefore are not reported in the funds.			
General obligation bonds		(27,675,000)	
Lease-purchase obligation		(2,025,000)	
Compensated absences		(884,923)	
Total		(30,584,923)	(30,584,923)
Net position of governmental activities		\$	15,290,206

SEE ACCOMPANYING NOTES TO THE BASIC FINANCIAL STATEMENTS

**NORTHWESTERN LOCAL SCHOOL DISTRICT
CLARK COUNTY, OHIO**

STATEMENT OF REVENUES, EXPENDITURES AND CHANGES IN FUND BALANCES
GOVERNMENTAL FUNDS
FOR THE FISCAL YEAR ENDED JUNE 30, 2018

	<u>General</u>	<u>Bond Retirement</u>	<u>Nonmajor Governmental Funds</u>	<u>Total Governmental Funds</u>
Revenues:				
From local sources:				
Property taxes	\$ 5,603,154	\$ 1,459,607	\$ 292,569	\$ 7,355,330
Income taxes	2,315,954	-	-	2,315,954
Tuition	1,517,635	-	53,668	1,571,303
Earnings on investments	114,202	11,587	31,702	157,491
Charges for services	-	-	223,155	223,155
Extracurricular	108,332	-	144,651	252,983
Classroom materials and fees	77,869	-	10,840	88,709
Rental income	615	-	-	615
Other local revenues	53,742	-	77,716	131,458
Intergovernmental - state	8,099,386	214,173	52,826	8,366,385
Intergovernmental - federal	115,441	1,015,606	1,078,622	2,209,669
Total revenues	<u>18,006,330</u>	<u>2,700,973</u>	<u>1,965,749</u>	<u>22,673,052</u>
Expenditures:				
Current:				
Instruction:				
Regular	8,443,076	-	54,055	8,497,131
Special	2,495,687	-	463,862	2,959,549
Other	1,334	-	-	1,334
Support services:				
Pupil	889,428	-	61,790	951,218
Instructional staff	659,049	-	104,639	763,688
Board of education	136,020	-	-	136,020
Administration	1,096,013	10,778	1,152	1,107,943
Fiscal	644,348	40,288	4,787	689,423
Operations and maintenance	1,403,855	-	23,349	1,427,204
Pupil transportation	1,121,622	-	1,017	1,122,639
Central	300	-	-	300
Operation of non-instructional services:				
Food service operations	-	-	512,440	512,440
Other non-instructional services	-	-	42,268	42,268
Extracurricular activities	372,521	-	171,675	544,196
Facilities acquisition and construction	-	-	2,557,995	2,557,995
Debt service:				
Principal retirement	-	200,000	-	200,000
Interest and fiscal charges	-	1,622,638	80,330	1,702,968
Total expenditures	<u>17,263,253</u>	<u>1,873,704</u>	<u>4,079,359</u>	<u>23,216,316</u>
Excess (deficiency) of revenues over (under) expenditures	<u>743,077</u>	<u>827,269</u>	<u>(2,113,610)</u>	<u>(543,264)</u>
Other financing sources (uses):				
Transfers in	-	-	462,308	462,308
Transfers (out)	(462,308)	-	-	(462,308)
Inception of lease-purchase obligation	-	-	2,025,000	2,025,000
Total other financing sources (uses)	<u>(462,308)</u>	<u>-</u>	<u>2,487,308</u>	<u>2,025,000</u>
Net change in fund balances	280,769	827,269	373,698	1,481,736
Fund balances at beginning of year	<u>7,086,720</u>	<u>5,510,025</u>	<u>3,362,489</u>	<u>15,959,234</u>
Fund balances at end of year	<u>\$ 7,367,489</u>	<u>\$ 6,337,294</u>	<u>\$ 3,736,187</u>	<u>\$ 17,440,970</u>

SEE ACCOMPANYING NOTES TO THE BASIC FINANCIAL STATEMENTS

**NORTHWESTERN LOCAL SCHOOL DISTRICT
CLARK COUNTY, OHIO**

RECONCILIATION OF THE STATEMENT OF REVENUES, EXPENDITURES
AND CHANGES IN FUND BALANCES OF GOVERNMENTAL FUNDS
TO THE STATEMENT OF ACTIVITIES
FOR THE FISCAL YEAR ENDED JUNE 30, 2018

Net change in fund balances - total governmental funds	\$	1,481,736
<i>Amounts reported for governmental activities in the statement of activities are different because:</i>		
Governmental funds report capital outlays as expenditures. However, in the statement of activities, the cost of those assets is allocated over their estimated useful lives as depreciation expense.		
Capital asset additions	\$ 2,880,632	
Current year depreciation	(1,971,209)	
Total		909,423
Revenues in the statement of activities that do not provide current financial resources are not reported as revenues in the funds.		
Property taxes	18,692	
Income taxes	17,742	
Tuition	1,809	
Earnings on investments	(2,261)	
Intergovernmental	(6,785)	
Total		29,197
Repayment of bond principal is an expenditure in the governmental funds, but the repayment reduces long-term liabilities on the statement of net position.		
		200,000
Issuance of lease-purchase obligations are recorded as other financing sources in the funds; however, in the statement of activities, they are not reported as revenue as they increase liabilities on the statement of net position.		
		(2,025,000)
Premiums on bonds are amortized over the life of the issuance in the statement of activities.		
		18,557
Accrued interest payable is not due and payable in the current period and therefore is not reported in the funds.		
		(2,078)
Contractually required pension contributions are reported as expenditures in governmental funds; however, the statement of net position reports these amounts as deferred outflows.		
		1,388,297
Except for amounts reported as deferred inflows/outflows, changes in the net pension liability are reported as negative pension expense in the statement of activities.		
		6,100,230
Contractually required OPEB contributions are reported as expenditures in governmental funds; however, the statement of net position reports these amounts as deferred outflows.		
		51,219
Except for amounts reported as deferred inflows/outflows, changes in the net OPEB liability are reported as negative OPEB expense in the statement of activities.		
		643,027
Some expenses reported in the statement of activities, such as compensated absences, do not require the use of current financial resources and therefore are not reported as expenditures in governmental funds.		
		(47,835)
Change in net position of governmental activities	\$	8,746,773

SEE ACCOMPANYING NOTES TO THE BASIC FINANCIAL STATEMENTS

**NORTHWESTERN LOCAL SCHOOL DISTRICT
CLARK COUNTY, OHIO**

STATEMENT OF REVENUES, EXPENDITURES AND CHANGES IN
FUND BALANCE - BUDGET AND ACTUAL (NON-GAAP BUDGETARY BASIS)
GENERAL FUND
FOR THE FISCAL YEAR ENDED JUNE 30, 2018

	<u>Budgeted Amounts</u>			Variance with Final Budget Positive (Negative)
	<u>Original</u>	<u>Final</u>	<u>Actual</u>	
Revenues:				
From local sources:				
Property taxes	\$ 5,242,425	\$ 5,242,425	\$ 5,259,926	\$ 17,501
Income taxes.	2,313,000	2,313,000	2,310,961	(2,039)
Tuition.	1,472,000	1,472,000	1,517,635	45,635
Earnings on investments	135,000	135,000	149,937	14,937
Classroom materials and fees	65,500	65,500	77,865	12,365
Rental income	660	660	660	-
Other local revenues	10,000	10,000	22,962	12,962
Intergovernmental - state	8,049,478	8,049,478	8,116,823	67,345
Intergovernmental - federal	113,712	113,712	103,753	(9,959)
Total revenues	<u>17,401,775</u>	<u>17,401,775</u>	<u>17,560,522</u>	<u>158,747</u>
Expenditures:				
Current:				
Instruction:				
Regular	8,062,743	8,212,650	8,278,966	(66,316)
Special.	2,615,560	2,719,829	2,507,978	211,851
Other.	1,405	1,295	2,338	(1,043)
Support services:				
Pupil.	1,041,825	1,066,865	882,275	184,590
Instructional staff	723,065	736,205	658,434	77,771
Board of education	82,625	139,497	133,795	5,702
Administration.	1,120,849	1,141,659	1,098,035	43,624
Fiscal	601,940	610,126	639,066	(28,940)
Operations and maintenance.	1,474,218	1,497,806	1,419,408	78,398
Pupil transportation	1,082,889	1,122,584	1,122,252	332
Extracurricular activities.	367,951	372,955	382,780	(9,825)
Total expenditures	<u>17,175,070</u>	<u>17,621,471</u>	<u>17,125,327</u>	<u>496,144</u>
Excess (deficiency) of revenues over (under) expenditures.	<u>226,705</u>	<u>(219,696)</u>	<u>435,195</u>	<u>654,891</u>
Other financing sources (uses):				
Refund of prior year's expenditures	37,000	37,000	37,306	306
Transfers (out).	(570,800)	(570,800)	(573,029)	(2,229)
Advances (out)	(10,000)	(10,000)	(815)	9,185
Sale of capital assets	3,000	3,000	3,050	50
Total other financing sources (uses)	<u>(540,800)</u>	<u>(540,800)</u>	<u>(533,488)</u>	<u>7,312</u>
Net change in fund balance	(314,095)	(760,496)	(98,293)	662,203
Fund balance at beginning				
of year	7,202,077	7,202,077	7,202,077	-
Prior year encumbrances appropriated	36,887	36,887	36,887	-
Fund balance at end of year	<u>\$ 6,924,869</u>	<u>\$ 6,478,468</u>	<u>\$ 7,140,671</u>	<u>\$ 662,203</u>

SEE ACCOMPANYING NOTES TO THE BASIC FINANCIAL STATEMENTS

**NORTHWESTERN LOCAL SCHOOL DISTRICT
CLARK COUNTY, OHIO**

STATEMENT OF FIDUCIARY ASSETS AND LIABILITIES
FIDUCIARY FUNDS
JUNE 30, 2018

	<u>Agency</u>
Assets:	
Equity in pooled cash and investments	\$ 157,324
Total assets.	<u>\$ 157,324</u>
Liabilities:	
Undistributed assets.	\$ 117,792
Due to students	<u>39,532</u>
Total liabilities	<u>\$ 157,324</u>

SEE ACCOMPANYING NOTES TO THE BASIC FINANCIAL STATEMENTS

**NORTHWESTERN LOCAL SCHOOL DISTRICT
CLARK COUNTY, OHIO**

**NOTES TO THE BASIC FINANCIAL STATEMENTS
FOR THE FISCAL YEAR ENDED JUNE 30, 2018**

NOTE 1 - DESCRIPTION OF THE DISTRICT AND REPORTING ENTITY

Northwestern Local School District (the "District") is organized under Article VI, Sections 2 and 3 of the Constitution of the State of Ohio. The District operates under a locally elected Board form of government consisting of five members elected at-large for staggered four-year terms. The District provides educational services as authorized by State statute and/or federal guidelines.

The District is located in Clark County. The District is staffed by 71 non-certified employees including administrative employees and 128 certified full-time teaching personnel who provide services to 1,688 students and other community members.

The reporting entity is comprised of the District, component units, and other organizations that are included to ensure that the financial statements of the District are not misleading. The District consists of all funds, departments, boards, and agencies that are not legally separate from the District. For Northwestern Local School District, this includes general operations, food service, preschool, and student related activities of the District.

Component units are legally separate organizations for which the District is financially accountable. The District is financially accountable for an organization if the District appoints a voting majority of the organization's Governing Board and (1) the District is able to significantly influence the programs or services performed or provided by the organization; or (2) the District is legally entitled to or can otherwise access the organization's resources; or (3) the District is legally obligated or has otherwise assumed the responsibility to finance the deficits of, or provide financial support to, the organization; or (4) the District is obligated for the debt of the organization. Component units may also include organizations that are fiscally dependent on the District in that the District approves the budget, the issuance of debt or the levying of taxes. Certain organizations are also included as component units if the nature and significance of the relationship between the primary government and the organization is such that exclusion by the primary government would render the primary government's financial statements incomplete or misleading. Based upon the application of these criteria, the District has no component units. The basic financial statements of the reporting entity include only those of the District (the primary government).

The District is associated with four jointly governed organizations and one insurance purchasing pool. These organizations are discussed in Note 15 to the basic financial statements. These organizations are:

Jointly Governed Organizations:

- Miami Valley Educational Computer Association
- Southwestern Ohio Educational Purchasing Council
- Southwestern Ohio Instructional Technology Association
- Clark County Family and Children First Council

Insurance Purchasing Pool:

- Ohio School Boards Association Workers' Compensation Group Rating Plan

NOTE 2 - SUMMARY OF SIGNIFICANT ACCOUNTING POLICIES

The financial statements of the District have been prepared in conformity with accounting principles generally accepted in the United States of America (GAAP) as applied to local governmental units. The Governmental Accounting Standards Board (GASB) is the accepted standard-setting body for establishing governmental accounting and financial reporting principles. The most significant of the District's accounting policies are described below.

**NORTHWESTERN LOCAL SCHOOL DISTRICT
CLARK COUNTY, OHIO**

**NOTES TO THE BASIC FINANCIAL STATEMENTS
FOR THE FISCAL YEAR ENDED JUNE 30, 2018**

NOTE 2 - SUMMARY OF SIGNIFICANT ACCOUNTING POLICIES - (Continued)

A. Government-wide and Fund Financial Statements

The government-wide financial statements (i.e., the statement of net position and the statement of activities) report information on all of the non-fiduciary activities of the District. The effect of interfund activity has been removed from these statements. *Governmental activities* normally are supported by taxes and intergovernmental revenues.

The statement of activities demonstrates the degree to which the direct expenses of a given function or segment are offset by program revenues. *Direct expenses* are those that are clearly identifiable with a specific function or segment. *Program Revenues* include 1) charges to customers or applicants who purchase, use, or directly benefit from goods, services, or privileges provided by a given function or segment and 2) grants and contributions that are restricted to meeting the operational or capital requirements of a particular function or segment. Taxes and other items not properly included among program revenues are reported instead as *general revenues*.

Separate financial statements are provided for governmental funds and fiduciary fund, even though the latter is excluded from the government-wide financial statements. Major individual governmental funds are reported as separate columns in the fund financial statements.

B. Measurement Focus, Basis of Accounting and Financial Statement Presentation

The government-wide financial statements are reported using the economic resources measurement focus and the accrual basis of accounting. Revenues are recorded when earned and expenses are recorded when a liability is incurred, regardless of the timing of related cash flows.

Property taxes are recognized as revenues in the year for which they are levied. Grants and similar items are recognized as revenue as soon as all eligibility requirements imposed by the provider have been met.

Governmental fund financial statements are reported using the *current financial resources measurement focus* and the *modified accrual basis of accounting*. Revenues are recognized as soon as they are both measurable and available. Revenues are considered to be available when they are collectible within the current period or soon enough thereafter to pay liabilities of the current period. For this purpose, the District considers revenues to be available if they are collected within sixty days of the end of the fiscal period. Expenditures generally are recorded when a liability is expected to be liquidated with expendable, available resources. However, debt expenditures and other long-term debt obligations, as well as compensated absences, are recorded only when payment is due.

Property taxes, income taxes, grants and entitlements, tuition, fees, and interest associated with the current fiscal period are all considered to be susceptible to accrual and so have been recognized as revenues of the current fiscal period. All other revenue items are considered measurable and available only when cash is received by the District.

C. Fund Accounting

The District uses funds to maintain its financial records during the year. A fund is defined as a fiscal and accounting entity with a self-balancing set of accounts. The District employs the use of two categories of funds: governmental and fiduciary.

**NORTHWESTERN LOCAL SCHOOL DISTRICT
CLARK COUNTY, OHIO**

NOTES TO THE BASIC FINANCIAL STATEMENTS
FOR THE FISCAL YEAR ENDED JUNE 30, 2018

NOTE 2 - SUMMARY OF SIGNIFICANT ACCOUNTING POLICIES - (Continued)

GOVERNMENTAL FUNDS

Governmental funds are those through which most governmental functions typically are financed. Governmental funds reporting focuses on the sources, uses, and balances of current financial resources. Expendable assets are assigned to the various governmental funds according to the purpose for which they may or must be used. Current liabilities are assigned to the fund from which they will be paid. The difference between governmental fund assets compared to deferred inflows of resources and liabilities is reported as fund balance.

The District reports the following major governmental funds:

General Fund - The General Fund is the School's District's primary operating fund. It accounts for all financial resources of the District, except those required to be accounted for in another fund.

Bond Retirement Fund - The Bond Retirement Fund is used to account for the accumulation of resources for and the payment of general obligation bond principal and interest and certain other long-term obligations from governmental resources when the District is obligated in some manner for the payment.

Other governmental funds of the District are used to account for (a) financial resources that are restricted, committed, or assigned to expenditures for capital outlays including the acquisition or construction of capital facilities and other capital assets and (b) specific revenue sources that are restricted or committed to an expenditure for specified purposes other than debt service or capital projects.

FIDUCIARY FUND

Fiduciary fund reporting focuses on net position and changes in net position. The District maintains two fiduciary funds, an agency fund known as the Student Activities Fund and an agency fund known as the District agency fund. The funds were established to account for revenues generated by student managed activities and to account for employee withholding payments, respectively. The District's agency funds are custodial in nature (assets equal liabilities) and reported on the accrual basis of accounting; however, they do not have a measurement focus.

D. Budgetary Process

The budgetary process is prescribed by provisions of the Ohio Revised Code and entails the preparation of budgetary documents within an established timetable. The major documents prepared are the tax budget, the certificate of estimated resources, and the appropriation resolution, all of which are prepared on the budgetary basis of accounting. The certificate of estimated resources and the appropriations resolution are subject to amendment throughout the year with the legal restriction that appropriations cannot exceed estimated resources, as certified.

All funds, other than agency funds, are legally required to be budgeted and appropriated. The Board of Education determines the District's legal level of control through passage of the appropriation resolution, which was at the object level for the General Fund and at the fund level for all other funds. Any budgetary modifications at this level may only be made by resolution of the Board of Education.

**NORTHWESTERN LOCAL SCHOOL DISTRICT
CLARK COUNTY, OHIO**

**NOTES TO THE BASIC FINANCIAL STATEMENTS
FOR THE FISCAL YEAR ENDED JUNE 30, 2018**

NOTE 2 - SUMMARY OF SIGNIFICANT ACCOUNTING POLICIES - (Continued)

Tax Budget - Prior to January 15, the Superintendent and Treasurer submit to the Board of Education a proposed operating budget for the fiscal year commencing the following July 1. The budget includes proposed expenditures and the means of financing for all funds. Public hearings are publicized and conducted to obtain taxpayers' comments. The purpose of this budget document is to reflect the need for existing (or increased) tax rates. By no later than January 20, the Board-adopted budget is filed with the Clark County Budget Commission for tax rate determination.

Estimated Resources - Prior to April 1, the Board of Education accepts, by formal resolution, the tax rates as determined by the County Budget Commission and receives the Commission's certificate of estimated resources which states the projected revenue of each fund. Prior to July 1, the District must revise its budget so that total contemplated expenditures from any fund during the ensuing year will not exceed the amount stated in the certificate of estimated resources. The revised budget then serves as the basis for the appropriation measure. On or about July 1, the certificate is amended to include any unencumbered cash balances from the preceding year. The certificate may be further amended during the year if projected increases or decreases in revenue are identified by the District Treasurer. The amounts reported in the budgetary statement reflect the amounts in the final amended certificate that was in effect at the time the final appropriations were passed by the Board of Education.

Appropriations - Upon receipt from the County Auditor of an amended certificate of estimated resources based on final assessed values and tax rates or a certificate saying no new certificate is necessary, the annual appropriation resolution is legally enacted by the Board of Education. The Board of Education determines the District's legal level of control through passage of the appropriation resolution, which was at the object level for the General Fund and at the fund level for all other funds. Prior to the passage of the annual appropriation measure, the Board may pass a temporary appropriation measure to meet the ordinary expenses of the District. The appropriation resolution, by fund, must be within the estimated resources as certified by the County Budget Commission. Some revisions that alter the total of any fund appropriation or alter total object appropriations within the General Fund must be approved by the Board of Education. The Board may pass supplemental fund appropriations so long as the total appropriations by fund do not exceed the amounts set forth in the most recent certificate of estimated resources.

During the year, several supplemental appropriations were legally enacted; however, none of them were significant. The budget figures that appear in the statement of budgetary comparisons represent the final appropriation amounts, including all supplemental appropriations. Formal budgetary integration is employed as a management control device during the year for all funds, other than agency funds, consistent with statutory provisions.

Lapsing of Appropriations - At the close of each fiscal year, the unencumbered balance of each appropriation reverts to the respective fund from which it was appropriated and becomes subject to future appropriation. Encumbered appropriations are carried forward to the succeeding fiscal year and are not appropriated.

E. Cash and Cash Equivalents

To improve cash management, all cash received by the District is pooled in a central bank account. Monies for all funds are maintained in this account or temporarily used to purchase short-term investments. Individual fund integrity is maintained through District records. Each fund's interest in the pool is presented as "Equity in Pooled Cash and Investments" on the statement of net position and governmental fund balance sheet.

**NORTHWESTERN LOCAL SCHOOL DISTRICT
CLARK COUNTY, OHIO**

**NOTES TO THE BASIC FINANCIAL STATEMENTS
FOR THE FISCAL YEAR ENDED JUNE 30, 2018**

NOTE 2 - SUMMARY OF SIGNIFICANT ACCOUNTING POLICIES - (Continued)

The District reports the sinking fund mandatory principal payment as “restricted investments with trustee” on the statement of net position and the governmental fund balance sheet.

During fiscal year 2018, investments were limited to the State Treasury Asset Reserve of Ohio (STAR Ohio), Federal Farm Credit Bank (FFCB) securities, Federal National Mortgage Association (FNMA) securities, commercial paper, a U.S. Government money market mutual fund, and negotiable certificates of deposit. Except for investments in STAR Ohio, investments are reported at fair value which is based on quoted market prices.

During fiscal year 2018, the District invested in STAR Ohio. STAR Ohio (the State Treasury Asset Reserve of Ohio), is an investment pool managed by the State Treasurer’s Office which allows governments within the State to pool their funds for investment purposes. STAR Ohio is not registered with the SEC as an investment company, but has adopted Governmental Accounting Standards Board (GASB), Statement No. 79, “Certain External Investment Pools and Pool Participants.” The District measures its investment in STAR Ohio at the net asset value (NAV) per share provided by STAR Ohio. The NAV per share is calculated on an amortized cost basis that provides a NAV per share that approximates fair value.

For fiscal year 2018, there were no limitations or restrictions on any participant withdrawals due to redemption notice periods, liquidity fees, or redemption gates. However, notice must be given 24 hours in advance of all deposits and withdrawals exceeding \$25 million. STAR Ohio reserves the right to limit the transaction to \$100 million, requiring the excess amount to be transacted the following business day(s), but only to the \$100 million limit. All accounts of the participant will be combined for these purposes.

Following Ohio statutes, the Board of Education has, by resolution, specified the funds to receive an allocation of interest earnings. Interest revenue credited to the general fund during fiscal year amounted to \$114,202 which includes \$14,449 assigned from other funds.

An analysis of the District’s investments at year end is provided in Note 4.

F. Inventory

Inventories of all funds are stated at cost. Cost is determined on a first-in, first-out basis. Inventory consists of expendable supplies held for consumption. The cost of inventory items is recorded as expenditure when consumed. Reported material and supplies inventory is reported as a nonspendable fund balance on the governmental fund balance sheet which indicates that it does not constitute available expendable resources even though it is a component of net current assets.

G. Prepaid Items

Payments made to vendors for services that will benefit periods beyond June 30, are recorded as prepaid items using the consumption method. A current asset for the prepaid amount is recorded at the time of the purchase and an expenditure/expense is reported in the year in which services are consumed. The related fund balance is reported as nonspendable in the respective fund.

**NORTHWESTERN LOCAL SCHOOL DISTRICT
CLARK COUNTY, OHIO**

**NOTES TO THE BASIC FINANCIAL STATEMENTS
FOR THE FISCAL YEAR ENDED JUNE 30, 2018**

NOTE 2 - SUMMARY OF SIGNIFICANT ACCOUNTING POLICIES - (Continued)

H. Capital Assets and Depreciation

Capital assets, which include property, plant, equipment, and vehicles, are reported on the government-wide statements. All capital assets are capitalized at cost (or estimated historical cost) and updated for additions and retirements during the year. Donated capital assets are recorded at their acquisition values as of the date received. The District's capitalization threshold is \$5,000. The District does not possess any infrastructure.

Improvements are capitalized. The costs of normal maintenance and repairs that do not add to the value of the asset or materially extend an asset's life are not capitalized.

Depreciation is computed using the straight-line method over an estimated useful life of eight years for vehicles, five to fifteen years for furniture and equipment, thirty to forty years for building and building improvements and fifteen to twenty years for land improvements. Improvements to fund capital assets are depreciated over the remaining useful lives of the related assets.

I. Interfund Balances

On fund financial statements, receivables and payables resulting from short-term interfund loans are classified as "interfund loans receivables/payables". These amounts are eliminated in the governmental type activities columns of the statement of net position.

J. Compensated Absences

Vacation benefits are accrued as a liability as the benefits are earned if the employees' rights to receive compensation are attributable to services already rendered and it is probable that the District will compensate the employees for the benefits through paid time off or some other means. The District records a liability for accumulated unused vacation time when earned for all employees with more than one year of service.

Sick leave benefits are accrued as a liability using the termination method. An accrual for earned sick leave is made to the extent that it is probable that benefits will result in termination payments. The liability is an estimate based on the District's past experience of making termination payments.

For governmental funds, the current portion of unpaid compensated absences is the amount normally due for payment during the current year. These amounts are reported in governmental funds only if they have matured, for example, as a result of employee resignations and retirements. The entire liability is reported on the government-wide statement of net position.

K. Accrued Liabilities and Long-Term Obligations

All payables, accrued liabilities and other long-term obligations are reported on the government-wide financial statements. In general, governmental fund payables and accrued liabilities are reported as obligations of the funds regardless of whether they will be liquidated with current resources. However, compensated absences are reported as liabilities in the fund financial statements only to the extent they come due as a result of employee resignation or retirement.

**NORTHWESTERN LOCAL SCHOOL DISTRICT
CLARK COUNTY, OHIO**

**NOTES TO THE BASIC FINANCIAL STATEMENTS
FOR THE FISCAL YEAR ENDED JUNE 30, 2018**

NOTE 2 - SUMMARY OF SIGNIFICANT ACCOUNTING POLICIES - (Continued)

L. Interfund Transactions

Exchange transactions between funds are reported as revenues in the seller funds and as expenditures/expenses in the purchaser funds. Flows of cash or goods from one fund to another without a requirement for repayment are reported as interfund transfers. Interfund transfers are reported as other financing sources/uses in governmental funds. Repayments from funds responsible for particular expenditures/expenses to the funds that initially paid for them are not presented on the financial statements.

M. Deferred Outflows of Resources and Deferred Inflows of Resources

In addition to assets, the government-wide statement of net position will report a separate section for deferred outflows of resources. Deferred outflows of resources represent a consumption of net position that applies to a future period and will not be recognized as an outflow of resources (expense/expenditure) until then. For the District, see Note 12 and Note 13 for deferred outflows of resources related the District's net pension liability and net OPEB liability, respectively.

In addition to liabilities, both the government-wide statement of net position and the governmental fund financial statements report a separate section for deferred inflows of resources. Deferred inflows of resources represent an acquisition of net position that applies to a future period and will not be recognized as an inflow of resources (revenue) until that time. For the District, deferred inflows of resources include property taxes and unavailable revenue. Property taxes represent amounts for which there is an enforceable legal claim as of June 30, 2018, but which were levied to finance fiscal year 2019 operations. These amounts have been recorded as a deferred inflow of resources on both the government-wide statement of net position and the governmental fund financial statements. Unavailable revenue is reported only on the governmental funds balance sheet and represents receivables which will not be collected within the available period. For the District unavailable revenue includes, but is not limited to, delinquent property taxes and intergovernmental grants. These amounts are deferred and recognized as an inflow of resources in the period the amounts become available.

For the District, see Note 12 and Note 13 for deferred inflows of resources related to the District's net pension liability and net OPEB liability, respectively. These deferred inflows of resources are only reported on the government-wide statement of net position

N. Exchange/Non-Exchange Transactions

Revenue resulting from exchange transactions, in which each party gives and receives essentially equal value, is recorded on the accrual basis when the exchange takes place. On a modified accrual basis, revenue is recorded in the fiscal year in which the resources are measurable and become available. Available means that the resources will be collected within the current fiscal year or are expected to be collected soon enough thereafter to be used to pay liabilities of the current fiscal year.

Non-exchange transactions, in which the District receives value without directly giving equal value in return, include property taxes, grants, entitlements, and donations. On an accrual basis, revenue from property taxes is recognized in the fiscal year for which the taxes are levied. Revenue from grants, entitlements, and donations is recognized in the fiscal year in which all eligibility requirements have been satisfied. Eligibility requirements include timing requirements, which specify the year when the resources are required to be used or the fiscal year when use is first permitted, matching requirements, in which the District must provide local resources to be used for a specified purpose, and expenditure requirements, in which the resources are provided to the District on a reimbursement basis. On a modified accrual basis, revenue from non-exchange transactions must also be available before it can be recognized.

**NORTHWESTERN LOCAL SCHOOL DISTRICT
CLARK COUNTY, OHIO**

NOTES TO THE BASIC FINANCIAL STATEMENTS
FOR THE FISCAL YEAR ENDED JUNE 30, 2018

NOTE 2 - SUMMARY OF SIGNIFICANT ACCOUNTING POLICIES - (Continued)

O. Restricted Assets

Restricted investments with trustee represent the year-end balance in the mandatory sinking fund related to the payments made as part of the trustee indenture. Similar payments related to the Energy Conservation Bonds are also reported as restricted assets.

P. Fund Balance

Fund balance is divided into five classifications based primarily on the extent to which the District is bound to observe constraints imposed upon the use of the resources in the governmental funds. The classifications are as follows:

Nonspendable - The nonspendable fund balance classification includes amounts that cannot be spent because they are not in spendable form or legally required to be maintained intact. The “not in spendable form” criterion includes items that are not expected to be converted to cash. It also includes the long-term amount of loans receivable.

Restricted - Fund balance is reported as restricted when constraints are placed on the use of resources that are either externally imposed by creditors (such as through debt covenants), grantors, contributors, or laws or regulations of other governments, or imposed by law through constitutional provisions or enabling legislation.

Committed - The committed fund balance classification includes amounts that can be used only for the specific purposes imposed by a formal action (resolution) of the District Board of Education (the highest level of decision-making authority). Those committed amounts cannot be used for any other purpose unless the District Board of Education removes or changes the specified use by taking the same type of action (resolution) it employed to previously commit those amounts. Committed fund balance also incorporates contractual obligations to the extent that existing resources in the fund have been specifically committed for use in satisfying those contractual requirements.

Assigned - Amounts in the assigned fund balance classification are intended to be used by the District for specific purposes but do not meet the criteria to be classified as restricted nor committed. In governmental funds other than the general fund, assigned fund balance represents the remaining amount that is not restricted or committed. In the general fund, assigned amounts represent intended uses established by policies of the District Board of Education, which includes giving the Treasurer the authority to constrain monies for intended purposes. The Board has, by resolution, authorized the Treasurer to assign fund balances for encumbrances outstanding at year-end.

Unassigned - Unassigned fund balance is the residual classification for the general fund and includes all spendable amounts not contained in the other classifications. In other governmental funds, the unassigned classification is only used to report a deficit fund balance resulting from overspending for specific purposes for which amounts had been restricted, committed, or assigned.

**NORTHWESTERN LOCAL SCHOOL DISTRICT
CLARK COUNTY, OHIO**

**NOTES TO THE BASIC FINANCIAL STATEMENTS
FOR THE FISCAL YEAR ENDED JUNE 30, 2018**

NOTE 2 - SUMMARY OF SIGNIFICANT ACCOUNTING POLICIES - (Continued)

The District applies restricted resources first when expenditures are incurred for purposes for which restricted and unrestricted (committed, assigned, and unassigned) fund balance is available. Similarly, within unrestricted fund balance, committed amounts are reduced first followed by assigned, and then unassigned amounts when expenditures are incurred for purposes for which amounts in any of the unrestricted fund balance classifications could be used.

Q. Net Position

Net position represents the difference between assets and deferred outflows and liabilities and deferred inflows. The net position component "net investment in capital assets," consists of capital assets, net of accumulated depreciation, reduced by the outstanding balances of any borrowing used for the acquisition, construction or improvement of those assets. Deferred outflows of resources and deferred inflows of resources that are attributable to the acquisition, construction or improvement of those assets or related debt also should be included in this component of net position. Net position is reported as restricted when there are limitations imposed on its use either through the enabling legislation adopted by the District or through external restrictions imposed by creditors, grantors or laws or regulations of other governments.

The District applies restricted resources first when an expense is incurred for purposes for which both restricted and unrestricted net position is available.

R. Estimates

The preparation of the basic financial statements in conformity with GAAP requires management to make estimates and assumptions that affect the amounts reported in the basic financial statements and accompanying notes. Actual results may differ from those estimates.

S. Budget Stabilization Arrangement

The District has established a budget stabilization reserve in accordance with authority established by State law. Additions to the budget stabilization reserve can only be made by formal resolution of the Board of Education. Expenditures out of the budget stabilization reserve can only be made to offset future budget deficits. At June 30, 2018, the balance in the budget stabilization reserve was \$201,431. This amount is included in unassigned fund balance of the general fund and in unrestricted net position on the statement of net position.

T. Pensions/Other Postemployment Benefits (OPEB)

For purposes of measuring the net pension/OPEB liability, information about the fiduciary net position of the pension/OPEB plans and additions to/deductions from their fiduciary net position have been determined on the same basis as they are reported by the pension/OPEB plan. For this purpose, benefit payments (including refunds of employee contributions) are recognized when due and payable in accordance with the benefit terms. The pension/OPEB plans report investments at fair value.

**NORTHWESTERN LOCAL SCHOOL DISTRICT
CLARK COUNTY, OHIO**

NOTES TO THE BASIC FINANCIAL STATEMENTS
FOR THE FISCAL YEAR ENDED JUNE 30, 2018

NOTE 2 - SUMMARY OF SIGNIFICANT ACCOUNTING POLICIES - (Continued)

U. Extraordinary and Special Items

Extraordinary items are transactions or events that are both unusual in nature and infrequent in occurrence. Special items are transactions or events that are within the control of the Board of Education and that are either unusual in nature or infrequent in occurrence. Neither type of transaction occurred during fiscal year 2018.

V. Fair Value Measurement

The District categorizes its fair value measurements within the fair value hierarchy established by generally accepted accounting principles. The hierarchy is based on the valuation inputs used to measure the fair value of the asset. Level 1 inputs are quoted prices in active markets for identical assets; Level 2 inputs are significant other observable inputs; Level 3 inputs are significant unobservable inputs.

NOTE 3 - ACCOUNTABILITY AND COMPLIANCE

Change in Accounting Principles/Restatement of Net Position

For fiscal year 2018, the District has implemented GASB Statement No. 75, "Accounting and Financial Reporting for Postemployment Benefits Other Than Pension", GASB Statement No. 81 "Irrevocable Split-Interest Agreements" GASB Statement No. 85, "Omnibus 2017" and GASB Statement No. 86, "Certain Debt Extinguishments".

GASB Statement No. 75 improves the accounting and financial reporting by state and local governments for postemployment benefits other than pension (OPEB). It also improves information provided by state and local governmental employers about financial support for OPEB that is provided by other entities. The implementation of GASB Statement No. 75 affected the District's postemployment benefit plan disclosures, as presented in Note 13 to the basic financial statements and added required supplementary information which is presented on pages 70 - 83.

GASB Statement No. 81 improves the accounting and financial reporting for irrevocable split-interest agreements by providing recognition and measurement guidance for situations in which a government is a beneficiary of the agreement. The implementation of GASB Statement No. 81 did not have an effect on the financial statements of the District.

GASB Statement No. 85 addresses practice issues that have been identified during implementation and application of certain GASB Statements. This Statement addresses a variety of topics including issues related to blending component units, goodwill, fair value measurement and application, and OPEB. The implementation of GASB Statement No. 85 did not have an effect on the financial statements of the District.

GASB Statement No. 86 improves consistency in accounting and financial reporting for in-substance defeasance of debt by providing guidance for transactions in which cash and other monetary assets acquired with only existing resources - resources other than the proceeds of refunding debt - are placed in an irrevocable trust for the sole purpose of extinguishing debt. This Statement also improves accounting and financial reporting for prepaid insurance on debt that is extinguished and notes to financial statements for debt that is defeased in substance. The implementation of GASB Statement No. 86 did not have an effect on the financial statements of the District.

**NORTHWESTERN LOCAL SCHOOL DISTRICT
CLARK COUNTY, OHIO**

**NOTES TO THE BASIC FINANCIAL STATEMENTS
FOR THE FISCAL YEAR ENDED JUNE 30, 2018**

NOTE 3 - ACCOUNTABILITY AND COMPLIANCE - (Continued)

A net position restatement is required in order to implement GASB Statement No 75. The governmental activities at July 1, 2017 have been restated as follows:

	Governmental Activities
Net position as previously reported	\$ 11,955,691
Deferred outflows - payments subsequent to measurement date	38,587
Net OPEB liability	(5,450,845)
Restated net position at July 1, 2017	\$ 6,543,433

Other than employer contributions subsequent to the measurement date, the District made no restatement for deferred inflows/outflows of resources as the information needed to generate these restatements was not available. The restatement had no effect on fund balances.

NOTE 4 - DEPOSITS AND INVESTMENTS

State statutes classify monies held by the District into three categories.

Active deposits are public deposits necessary to meet current demands on the treasury. Such monies must be maintained either as cash in the District treasury, in commercial accounts payable or withdrawable on demand, including negotiable order of withdrawal (NOW) accounts, or in money market deposit accounts.

Inactive deposits are public deposits that the Board of Education has identified as not required for use within the current five year period of designation of depositories. Inactive deposits must either be evidenced by certificates of deposit maturing not later than the end of the current period of designation of depositories, or by savings or deposit accounts including, but not limited to, passbook accounts.

Interim deposits are deposits of interim monies. Interim monies are those monies which are not needed for immediate use, but which will be needed before the end of the current period of designation of depositories. Interim deposits must be evidenced by time certificates of deposit maturing not more than one year from the date of deposit or by savings or deposit accounts including passbook accounts. Interim monies may be deposited or invested in the following securities:

1. United States Treasury Notes, Bills, Bonds, or any other obligation or security issued by the United States Treasury or any other obligation guaranteed as to principal and interest by the United States;
2. Bonds, notes, debentures, or any other obligations or securities issued by any federal government agency or instrumentality, including but not limited to, the Federal National Mortgage Association, Federal Home Loan Bank, Federal Farm Credit Bank, Federal Home Loan Mortgage Corporation, Government National Mortgage Association, and Student Loan Marketing Association. All federal agency securities shall be direct issuances of federal government agencies or instrumentalities;
3. Written repurchase agreements in the securities listed above provided that the market value of the securities subject to the repurchase agreement must exceed the principal value of the agreement by at least two percent and be marked to market daily, and that the term of the agreement must not exceed thirty days;

**NORTHWESTERN LOCAL SCHOOL DISTRICT
CLARK COUNTY, OHIO**

**NOTES TO THE BASIC FINANCIAL STATEMENTS
FOR THE FISCAL YEAR ENDED JUNE 30, 2018**

NOTE 4 - DEPOSITS AND INVESTMENTS - (Continued)

4. Bonds and other obligations of the State of Ohio;
5. No-load money market mutual funds consisting exclusively of obligations described in items (1) and (2) above and repurchase agreements secured by such obligations, provided that investments in securities described in this division are made only through eligible institutions;
6. The State Treasurer's investment pool (STAR Ohio);
7. Certain banker's acceptance and commercial paper notes for a period not to exceed one hundred eighty days from the purchase date in an amount not to exceed twenty-five percent of the interim monies available for investment at any one time; and,
8. Under limited circumstances, corporate debt interests rated in either of the two highest classifications by at least two nationally recognized rating agencies.

Investments in stripped principal or interest obligations, reverse repurchase agreements and derivatives are prohibited. The issuance of taxable notes for the purpose of arbitrage, the use of leverage and short selling are also prohibited. An investment must mature within five years from the date of purchase unless matched to a specific obligation or debt of the District, and must be purchased with the expectation that it will be held to maturity. Investments may only be made through specified dealers and institutions. Payment for investments may be made only upon delivery of the securities representing the investments to the Treasurer or, if the securities are not represented by a certificate, upon receipt of confirmation of transfer from the custodian.

Protection of the District's deposits is provided by the Federal Deposit Insurance Corporation (FDIC), by eligible securities pledged by the financial institution as security for repayment, by surety company bonds deposited with the Treasurer by the financial institution or by a single collateral pool established by the financial institution to secure the repayment of all public monies deposited with the institution.

A. Restricted Investments with Trustee

At fiscal year-end, \$5,268,675 was on deposit with an escrow agent for monies held in relation to the District's sinking fund deposits that are required for the District's Series 2010 Qualified School Construction bonds and the Series 2011 Qualified School Construction bonds (See Note 10).

These funds are not included in the "carrying amount of deposits".

B. Cash in Segregated Accounts

At June 30, 2018, the District has \$99,370 in a separate depository account for retainage payable related to the construction project for a new athletic facility held separate from the District's internal investment pool. The balance of this depository account is included in "deposits with financial institutions" below.

C. Deposits with Financial Institutions

At June 30, 2018, the carrying amount of all District deposits was \$6,059,990 and the bank balance of all District deposits was \$6,107,419. Of the bank balance, \$6,077,419 was covered by the FDIC and \$30,000 was potentially exposed to custodial credit risk discussed below because those deposits were uninsured and could be uncollateralized.

**NORTHWESTERN LOCAL SCHOOL DISTRICT
CLARK COUNTY, OHIO**

NOTES TO THE BASIC FINANCIAL STATEMENTS
FOR THE FISCAL YEAR ENDED JUNE 30, 2018

NOTE 4 - DEPOSITS AND INVESTMENTS - (Continued)

Custodial credit risk is the risk that, in the event of bank failure, the District will not be able to recover deposits or collateral securities that are in the possession of an outside party. The District has no deposit policy for custodial credit risk beyond the requirements of State statute. Ohio law requires that deposits either be insured or protected by (1) eligible securities pledged to the District and deposited with a qualified trustee by the financial institution as security for repayment whose market value at all times shall be at least 105 percent of the deposits being secured, or (2) participation in the Ohio Pooled Collateral System (OPCS), a collateral pool of eligible securities deposited with a qualified trustee and pledged to the Treasurer of State to secure the repayment of all public monies deposited in the financial institution. OPCS requires the total market value of the securities pledged to be 102 percent of the deposits being secured or a rate set by the Treasurer of State. For 2018, the District's financial institutions were approved for a reduced collateral rate of 102 percent through the OPCS. Although all statutory requirements for the deposit of money had been followed, noncompliance with Federal requirements could potentially subject the District to a successful claim by the FDIC.

D. Investments

As of June 30, 2018, the District had the following investments and maturities:

Measurement/ <u>Investment type</u>	Measurement <u>Value</u>	Investment Maturities		
		6 months or <u>less</u>	13 to 18 <u>months</u>	Greater than <u>24 months</u>
Fair Value:				
FNMA	\$ 1,919,051	\$ -	\$ -	\$ 1,919,051
FFCB	604,618	-	604,618	-
U.S. Government Money				
Market Mutual Fund	6,873	6,873	-	-
Commercial Paper	2,401,471	2,401,471	-	-
Negotiable CDs	1,673,254	940,406	732,848	-
Amortized Cost:				
STAR Ohio	<u>162,590</u>	<u>162,590</u>	-	-
Total	<u>\$ 6,767,857</u>	<u>\$ 3,511,340</u>	<u>\$ 1,337,466</u>	<u>\$ 1,919,051</u>

The weighted average maturity of investments is 1.04 years.

The District's investments in the U.S. Government money market mutual funds is valued using quoted market prices in active markets (Level 1 inputs). The District's investments in federal agency securities (FNMA, FFCB), commercial paper, and negotiable CD's are valued using quoted prices in markets that are not considered to be active, dealer quotations or alternative pricing sources for similar assets or liabilities for which all significant inputs are observable, either directly or indirectly (Level 2 inputs).

Interest Rate Risk: As a means of limiting its exposure to fair value losses arising from rising interest rates and according to State law, the District's investment policy limits investment portfolio maturities to five years or less. The District's investment policy also requires that the investment portfolio be structured so that securities mature to meet cash requirements for ongoing operations and/or long-term debt payments. The stated intent of the policy is to avoid the need to sell securities prior to maturity.

**NORTHWESTERN LOCAL SCHOOL DISTRICT
CLARK COUNTY, OHIO**

NOTES TO THE BASIC FINANCIAL STATEMENTS
FOR THE FISCAL YEAR ENDED JUNE 30, 2018

NOTE 4 - DEPOSITS AND INVESTMENTS - (Continued)

Credit Risk: The District's investments in federal agency securities were rated AA+ and Aaa by Standard & Poor's and Moody's Investor Services, respectively. STAR Ohio and the U.S. government money market mutual fund were rated AAAm by Standard & Poor's. The commercial paper was rated A-1/A-1+ and P-1 by Moody's and Standard & Poor's, respectively. The negotiable CDs are not rated but are fully insured by the FDIC. The District has no investment policy that would further limit its investment choices.

Custodial Credit Risk: For an investment, custodial credit risk is the risk that, in the event of the failure of the counterparty, the District will not be able to recover the value of its investments or collateral securities that are in the possession of an outside party. The federal agency securities and commercial paper are exposed to custodial credit risk in that they are uninsured, unregistered and held by the counterparty's trust department or agent, but not in the District's name. The District has no investment policy dealing with investment custodial risk beyond the requirement in State statute that prohibits payment for investments prior to the delivery of the securities representing such investments to the treasurer or qualified trustee.

Concentration of Credit Risk: The District places no limit on the amount that may be invested in any one issuer. The following table includes the percentage of each investment type held by the District at June 30, 2018:

<u>Measurement/ Investment type</u>	<u>Measurement Value</u>	<u>% of Total</u>
Fair Value:		
FNMA	\$ 1,919,051	28.36
FFCB	604,618	8.93
U.S. Government Money		
Market Mutual Fund	6,873	0.10
Commercial Paper	2,401,471	35.49
Negotiable CDs	1,673,254	24.72
Amortized Cost:		
STAR Ohio	<u>162,590</u>	<u>2.40</u>
Total	<u>\$ 6,767,857</u>	<u>100.00</u>

E. Reconciliation of Cash and Investments to the Statement of Net Position

The following is a reconciliation of cash and investments as reported in the note above to cash and investments as reported on the statement of net position as of June 30, 2018:

<u>Cash and investments per note</u>	
Carrying amount of deposits	\$ 6,059,990
Restricted investments with trustee	5,268,675
Investments	<u>6,767,857</u>
Total	<u>\$ 18,096,522</u>
<u>Cash and investments per statement of net position</u>	
Governmental activities	\$ 17,939,198
Agency fund	<u>157,324</u>
Total	<u>\$ 18,096,522</u>

**NORTHWESTERN LOCAL SCHOOL DISTRICT
CLARK COUNTY, OHIO**

NOTES TO THE BASIC FINANCIAL STATEMENTS
FOR THE FISCAL YEAR ENDED JUNE 30, 2018

NOTE 5 - INTERFUND TRANSACTIONS

- A. Interfund loans receivable/payable consisted of the following at June 30, 2018, as reported on the fund statements:

<u>Receivable fund</u>	<u>Payable fund</u>	<u>Amount</u>
General fund	Nonmajor governmental funds	\$ <u>815</u>

The primary purpose of the interfund balances is to cover costs in specific funds where revenues were not received by June 30. These interfund balances will be repaid once the anticipated revenues are received. Interfund balances between governmental funds are eliminated on the government-wide financial statements.

- B. Interfund transfers for the year ended June 30, 2018, consisted of the following, as reported in the fund financial statements:

<u>Transfers from the general fund to:</u>	<u>Amount</u>
Nonmajor governmental funds	\$ <u>462,308</u>

Interfund transfers between governmental funds are eliminated for reporting on the government-wide financial statements.

NOTE 6 - PROPERTY TAXES

Property taxes are levied and assessed on a calendar year basis while the District fiscal year runs from July through June. First half tax collections are received by the District in the second half of the fiscal year. Second half tax distributions occur in the first half of the following fiscal year.

Property taxes include amounts levied against all real property and public utility property. Real property tax revenues received in calendar year 2018 represent the collection of calendar year 2017 taxes. Real property taxes received in calendar year 2018 were levied after April 1, 2017, on the assessed values as of January 1, 2017, the lien date. Assessed values for real property taxes are established by State statute at 35 percent of appraised market value. Real property taxes are payable annually or semiannually. If paid annually, payment is due December 31; if paid semiannually, the first payment is due December 31, with the remainder payable by June 20. Under certain circumstances, State statute permits alternate payment dates to be established. Public utility property tax revenues received in calendar year 2018 represent the collection of calendar year 2017 taxes. Public utility real and personal property taxes received in calendar year 2018 became a lien on December 31, 2016, were levied after April 1, 2017, and are collected with real property taxes. Public utility real property is assessed at 35 percent of true value; public utility tangible personal property is currently assessed at varying percentages of true value.

The District receives property taxes from Clark and Champaign Counties. The County Auditors periodically advance to the District its portion of the taxes collected. Second-half real property tax payments collected by the County by June 30, 2018, are available to finance fiscal year 2018 operations. The amount available as an advance at June 30, 2018 was \$1,177,415 in the general fund, \$280,886 in the bond retirement fund and \$38,160 in the permanent improvement fund (a nonmajor governmental fund). This amount is recorded as revenue. The amount available for advance at June 30, 2017 was \$723,466 in the general fund, \$248,065 in the bond retirement fund and \$23,641 in the permanent improvement fund (a nonmajor governmental fund). The amount of second-half real property taxes available for advance at fiscal year-end can vary based on the date the tax bills are sent.

**NORTHWESTERN LOCAL SCHOOL DISTRICT
CLARK COUNTY, OHIO**

NOTES TO THE BASIC FINANCIAL STATEMENTS
FOR THE FISCAL YEAR ENDED JUNE 30, 2018

NOTE 6 - PROPERTY TAXES - (Continued)

Accrued property taxes receivable includes real property, public utility property and delinquent tangible personal property taxes which are measurable as of June 30, 2018 and for which there is an enforceable legal claim. Although total property tax collections for the next fiscal year are measurable, only the amount of real property taxes available as an advance at June 30 was levied to finance current fiscal year operations and is reported as revenue at fiscal year-end. The portion of the receivable not levied to finance current fiscal year operations is offset by a credit to deferred inflows.

On the accrual basis of accounting, collectible delinquent property taxes have been recorded as a receivable and revenue, while on a modified accrual basis of accounting the revenue has been reported as a deferred inflow.

The assessed values upon which the fiscal year 2018 taxes were collected are:

	2017 Second Half Collections		2018 First Half Collections	
	<u>Amount</u>	<u>Percent</u>	<u>Amount</u>	<u>Percent</u>
	Agricultural/residential and other real estate	\$ 221,393,860	96.25	\$ 221,760,150
Public utility personal	<u>8,631,230</u>	<u>3.75</u>	<u>9,393,680</u>	<u>4.06</u>
Total	<u>\$ 230,025,090</u>	<u>100.00</u>	<u>\$ 231,153,830</u>	<u>100.00</u>
Tax rate per \$1,000 of assessed valuation	\$38.39		\$39.21	

NOTE 7 - INCOME TAX

The District levies an income tax of one percent on substantially all income earned by District residents.

Employers with employees based in the state of Ohio are required to withhold income tax on employee compensation and remit the tax to the Ohio Department of Taxation either monthly or quarterly. Individuals may make estimated payments.

Income tax proceeds are to be used to pay General Fund operations of the District. The proceeds are allocated to the General Fund. Income tax revenue for fiscal year 2018 on the modified accrual basis was \$2,315,954.

**NORTHWESTERN LOCAL SCHOOL DISTRICT
CLARK COUNTY, OHIO**

NOTES TO THE BASIC FINANCIAL STATEMENTS
FOR THE FISCAL YEAR ENDED JUNE 30, 2018

NOTE 8 - RECEIVABLES

Receivables at June 30, 2018 consisted of taxes, accounts (billings for user charged services, rentals and student fees), accrued interest and intergovernmental grants and entitlements. All receivables are considered collectible in full due to the ability to foreclose for the nonpayment of taxes, the stable condition of State programs and the current year guarantee of federal funds. A summary of the principal items of receivables reported on the statement of net position follows:

Governmental activities

Property taxes	\$ 7,578,570
Income taxes	895,671
Accounts	30,648
Intergovernmental	83,611
Accrued interest	<u>49,804</u>
Total governmental activities	<u>\$ 8,638,304</u>

Receivables have been disaggregated on the face of the basic financial statements. All receivables are expected to be collected within the subsequent year.

NOTE 9 - CAPITAL ASSETS

Capital asset activity for the fiscal year-ended June 30, 2018, was as follows:

	Balance <u>June 30, 2017</u>	<u>Additions</u>	Reclassification/ <u>Deductions</u>	Balance <u>June 30, 2018</u>
Governmental activities:				
<i>Capital assets, not being depreciated:</i>				
Land	\$ 479,604	\$ -	\$ -	\$ 479,604
Construction in progress	<u>-</u>	<u>2,256,161</u>	<u>-</u>	<u>2,256,161</u>
Total capital assets, not being depreciated	<u>479,604</u>	<u>2,256,161</u>	<u>-</u>	<u>2,735,765</u>
<i>Capital assets, being depreciated:</i>				
Land improvements	9,435,036	41,487	(74,175)	9,402,348
Buildings and improvements	42,035,121	335,380	74,175	42,444,676
Furniture and equipment	3,004,502	37,482	-	3,041,984
Vehicles	<u>1,820,918</u>	<u>210,122</u>	<u>-</u>	<u>2,031,040</u>
Total capital assets, being depreciated	<u>56,295,577</u>	<u>624,471</u>	<u>-</u>	<u>56,920,048</u>
<i>Less: accumulated depreciation</i>				
Land improvements	(2,579,706)	(530,734)	1,854	(3,108,586)
Buildings and improvements	(4,969,689)	(1,078,543)	(1,854)	(6,050,086)
Furniture and equipment	(1,492,582)	(269,233)	-	(1,761,815)
Vehicles	<u>(1,378,002)</u>	<u>(92,699)</u>	<u>-</u>	<u>(1,470,701)</u>
Total accumulated depreciation	<u>(10,419,979)</u>	<u>(1,971,209)</u>	<u>-</u>	<u>(12,391,188)</u>
Governmental activities capital assets, net	<u>\$ 46,355,202</u>	<u>\$ 909,423</u>	<u>\$ -</u>	<u>\$ 47,264,625</u>

**NORTHWESTERN LOCAL SCHOOL DISTRICT
CLARK COUNTY, OHIO**

NOTES TO THE BASIC FINANCIAL STATEMENTS
FOR THE FISCAL YEAR ENDED JUNE 30, 2018

NOTE 9 - CAPITAL ASSETS - (Continued)

Depreciation expense was charged to governmental functions as follows:

Instruction:	
Regular	\$ 1,617,576
Support Services:	
Instructional staff	118,872
Fiscal	777
Operations and maintenance	74,096
Pupil transportation	92,397
Operation of non instructional services:	
Food service operations	39,552
Extracurricular activities	<u>27,939</u>
Total depreciation expense	<u>\$ 1,971,209</u>

NOTE 10 - LONG-TERM OBLIGATIONS

During the fiscal year 2018, the following changes occurred in governmental activities long-term obligations. The long-term obligations at June 30, 2017 have been restated as described in Note 3.A.

	Restated Balance <u>June 30, 2017</u>	<u>Increase</u>	<u>Decrease</u>	Balance <u>June 30, 2018</u>	Amounts Due in <u>One Year</u>
General obligation bonds:					
Series 2010, QSCB	\$ 15,000,000	\$ -	\$ -	\$ 15,000,000	\$ -
Series 2011, QSCB	1,385,000	-	-	1,385,000	-
Series 2010, BABs	11,490,000	-	(200,000)	11,290,000	200,000
Lease purchase obligation	-	2,025,000	-	2,025,000	370,000
Net pension liability	27,172,056	-	(7,554,055)	19,618,001	-
Net OPEB liability	5,450,845	22,547	(1,044,946)	4,428,446	-
Compensated absences	<u>852,939</u>	<u>574,532</u>	<u>(520,110)</u>	<u>907,361</u>	<u>83,374</u>
Total	<u>\$ 61,350,840</u>	<u>\$ 2,622,079</u>	<u>\$ (9,319,111)</u>	54,653,808	<u>\$ 653,374</u>
Add: Unamortized premium on refunding				<u>271,169</u>	
Total on statement of net position				<u>\$ 54,924,977</u>	

See Note 21 for detail on the District's lease purchase obligation.

See Note 12 for detail on the District's net pension liability.

See Note 13 for detail on the District's net OPEB liability.

Compensated absences will be paid from the fund from which the employees' salaries are paid.

**NORTHWESTERN LOCAL SCHOOL DISTRICT
CLARK COUNTY, OHIO**

**NOTES TO THE BASIC FINANCIAL STATEMENTS
FOR THE FISCAL YEAR ENDED JUNE 30, 2018**

NOTE 10 - LONG-TERM OBLIGATIONS - (Continued)

The District's total debt limitation was \$20,803,845 with an unvoted debt margin of \$231,154 and an energy conservation debt margin of \$2,080,384 at June 30, 2018. In November 2009, voters in the District approved the issuance of bonds for the construction of two new school buildings to replace the three buildings currently in use.

On May 26, 2010, the District sold Qualified School Construction Bonds in the amount of \$15,000,000. The entire principal is due December 1, 2026. The bonds were sold at a taxable rate of 5.82%. The United States Treasury will issue checks to the District to pay 5.50% interest. The net interest cost to the District will be 0.32%. The amortization schedule with net interest and the sinking fund payment is as follows:

Fiscal Year Ending,	Series 2010, Qualified School Construction Bonds - Building		
	Principal	Interest	Total
2019	\$ -	\$ 48,000	\$ 48,000
2020	-	48,000	48,000
2021	-	48,000	48,000
2022	-	48,000	48,000
2023	-	48,000	48,000
2024 - 2027	<u>15,000,000</u>	<u>192,000</u>	<u>15,192,000</u>
Total	<u>\$ 15,000,000</u>	<u>\$ 432,000</u>	<u>\$ 15,432,000</u>

The District is making mandatory sinking fund payments that are kept with the trustee to make the December 1, 2026 principal payment.

On November 23, 2010, the District sold Build America Bonds in the amount of \$13,240,000. The final principal payment is due December 1, 2038. The bonds were sold at an average net interest rate of 4.21%. The United States Treasury will issue checks to the District to pay 35% of interest costs. The amortization schedule with net interest and the principal fund payment is as follows:

Fiscal Year Ending,	Series 2010, Build America Bonds		
	Principal	Interest	Total
2019	\$ 200,000	\$ 484,339	\$ 684,339
2020	200,000	478,489	678,489
2021	200,000	472,639	672,639
2022	195,000	466,789	661,789
2023	195,000	458,709	653,709
2024 - 2028	925,000	2,210,049	3,135,049
2029 - 2033	3,620,000	1,777,507	5,397,507
2034 - 2038	4,770,000	881,015	5,651,015
2039	<u>985,000</u>	<u>44,017</u>	<u>1,029,017</u>
Total	<u>\$ 11,290,000</u>	<u>\$ 7,273,553</u>	<u>\$ 18,563,553</u>

**NORTHWESTERN LOCAL SCHOOL DISTRICT
CLARK COUNTY, OHIO**

NOTES TO THE BASIC FINANCIAL STATEMENTS
FOR THE FISCAL YEAR ENDED JUNE 30, 2018

NOTE 10 - LONG-TERM OBLIGATIONS - (Continued)

On March 31, 2011, the District sold Qualified School Construction Bonds for a HB 264 Energy Conservation Project in the amount of \$1,385,000. The entire principal is due December 1, 2025. The bonds were sold at a taxable rate of 5.80%. The United States Treasury will issue checks to the District to pay 5.30% interest. The net interest cost to the District will be 0.50%. The amortization schedule with net interest and the sinking fund payment is as follows:

Fiscal Year Ending,	Series 2011, Qualified School Construction Bonds - HB 264		
	Principal	Interest	Total
2019	\$ -	\$ 6,925	\$ 6,925
2020	-	6,925	6,925
2021	-	6,925	6,925
2022	-	6,925	6,925
2023	-	6,925	6,925
2024 - 2026	<u>1,385,000</u>	<u>20,775</u>	<u>1,405,775</u>
Total	<u>\$ 1,385,000</u>	<u>\$ 55,400</u>	<u>\$ 1,440,400</u>

The District is making mandatory sinking fund payments that are kept with the trustee to make the December 1, 2025 principal payment.

NOTE 11 - RISK MANAGEMENT

A. Property and Liability

The District is exposed to various risks of loss related to torts; theft or damage to, and destruction of assets; errors and omissions; injuries to employees; and natural disasters. During fiscal year 2018, the District contracted with the Southwestern Ohio EPC Liability, Fleet & Property Program (LFP) and Arthur J. Gallagher & Co. for property, general liability, professional and fleet insurance. Coverage provided by the LFP is as follows:

Building and Contents - replacement cost (\$5,000 Property / \$1,000 APD deductible)	-\$350,000,000 Blanket Limit -Refer to Statement of Value for specific limits
Boiler and Machinery (\$3,500 deductible)	\$ 250,000,000
Automobile Liability (no deductible)	1,000,000
Professional Liability (\$10,000 SBLL / \$15,000 EPLI deductible)	
Single Occurrence	1,000,000
Aggregate	1,000,000
General Liability (no deductible)	
Per Occurrence	1,000,000
Total per year (per member)	3,000,000
Excess Liability/Umbrella (no deductible)	
Per Occurrence	5,000,000
Total per year (per member)	5,000,000
Pollution Legal Liability (\$25,000 deductible)	
Per Occurrence	1,000,000
Total Aggregate Limit	5,000,000

**NORTHWESTERN LOCAL SCHOOL DISTRICT
CLARK COUNTY, OHIO**

**NOTES TO THE BASIC FINANCIAL STATEMENTS
FOR THE FISCAL YEAR ENDED JUNE 30, 2018**

NOTE 11 - RISK MANAGEMENT – (Continued)

Settle claims have not exceeded this commercial coverage in any of the past three years. There have been no significant reductions in insurance coverage from last year.

B. Workers' Compensation

For fiscal year 2018, the District participated in the Ohio School Board Association Workers' Compensation Group Rating Program (GRP), an insurance purchasing pool. The intent of the GRP is to achieve the benefit of a reduced premium for the District by virtue of its grouping and representation with other participants in the GRP. The workers' compensation experience of the participating Districts is calculated as one experience and a common premium rate is applied to all Districts in the GRP. Each participant pays its workers' compensation premium to the State based on the rate for the GRP rather than its individual rate. Total savings are then calculated and each participant's individual performance is compared to the overall savings percentage of the GRP. A participant will then either receive money from or be required to contribute to the "equity pooling fund." The "equity pooling" arrangement insures that each participant shares equally in the overall performance of the GRP. Participation in the GRP is limited to Districts that can meet the GRP's selection criteria. The firm of Comp Management Inc. provides administrative, cost control and actuarial services to the GRP.

NOTE 12 - DEFINED BENEFIT PENSION PLANS

Net Pension Liability

The net pension liability reported on the statement of net position represents a liability to employees for pensions. Pensions are a component of exchange transactions—between an employer and its employees—of salaries and benefits for employee services. Pensions are provided to an employee—on a deferred-payment basis—as part of the total compensation package offered by an employer for employee services each financial period. The obligation to sacrifice resources for pensions is a present obligation because it was created as a result of employment exchanges that already have occurred.

The net pension liability represents the District's proportionate share of each pension plan's collective actuarial present value of projected benefit payments attributable to past periods of service, net of each pension plan's fiduciary net position. The net pension liability calculation is dependent on critical long-term variables, including estimated average life expectancies, earnings on investments, cost of living adjustments and others. While these estimates use the best information available, unknowable future events require adjusting this estimate annually.

The Ohio Revised Code limits the District's obligation for this liability to annually required payments. The District cannot control benefit terms or the manner in which pensions are financed; however, the District does receive the benefit of employees' services in exchange for compensation including pension.

GASB 68 assumes the liability is solely the obligation of the employer, because (1) they benefit from employee services; and (2) State statute requires all funding to come from these employers. All contributions to date have come solely from these employers (which also includes costs paid in the form of withholdings from employees). State statute requires the pension plans to amortize unfunded liabilities within 30 years. If the amortization period exceeds 30 years, each pension plan's board must propose corrective action to the State legislature. Any resulting legislative change to benefits or funding could significantly affect the net pension liability. Resulting adjustments to the net pension liability would be effective when the changes are legally enforceable.

**NORTHWESTERN LOCAL SCHOOL DISTRICT
CLARK COUNTY, OHIO**

NOTES TO THE BASIC FINANCIAL STATEMENTS
FOR THE FISCAL YEAR ENDED JUNE 30, 2018

NOTE 12 - DEFINED BENEFIT PENSION PLANS - (Continued)

The proportionate share of each plan’s unfunded benefits is presented as a long-term *net pension liability* on the accrual basis of accounting. Any liability for the contractually-required pension contribution outstanding at the end of the year is included in *pension and postemployment benefits payable* on both the accrual and modified accrual bases of accounting.

Plan Description - School Employees Retirement System (SERS)

Plan Description - The District non-teaching employees participate in SERS, a cost-sharing multiple-employer defined benefit pension plan administered by SERS. SERS provides retirement, disability and survivor benefits, annual cost-of-living adjustments, and death benefits to plan members and beneficiaries. Authority to establish and amend benefits is provided by Ohio Revised Code Chapter 3309. SERS issues a publicly available, stand-alone financial report that includes financial statements, required supplementary information and detailed information about SERS’ fiduciary net position. That report can be obtained by visiting the SERS website at www.ohsers.org under Employers/Audit Resources.

Age and service requirements for retirement are as follows:

	Eligible to Retire on or before August 1, 2017 *	Eligible to Retire after August 1, 2017
Full benefits	Any age with 30 years of service credit	Age 67 with 10 years of service credit; or Age 57 with 30 years of service credit
Actuarially reduced benefits	Age 60 with 5 years of service credit Age 55 with 25 years of service credit	Age 62 with 10 years of service credit; or Age 60 with 25 years of service credit

* Members with 25 years of service credit as of August 1, 2017, will be included in this plan.

Annual retirement benefits are calculated based on final average salary multiplied by a percentage that varies based on years of service; 2.2 percent for the first thirty years of service and 2.5 percent for years of service credit over 30. Final average salary is the average of the highest three years of salary.

One year after an effective benefit date, a benefit recipient is entitled to a three percent cost-of-living adjustment (COLA). This same COLA is added each year to the base benefit amount on the anniversary date of the benefit.

Funding Policy - Plan members are required to contribute 10 percent of their annual covered salary and the District is required to contribute 14 percent of annual covered payroll. The contribution requirements of plan members and employers are established and may be amended by the SERS’ Retirement Board up to statutory maximum amounts of 10 percent for plan members and 14 percent for employers. The Retirement Board, acting with the advice of the actuary, allocates the employer contribution rate among four of the System’s funds (Pension Trust Fund, Death Benefit Fund, Medicare B Fund, and Health Care Fund). For the fiscal year ended June 30, 2018, the allocation to pension, death benefits, and Medicare B was 13.5 percent. The remaining 0.5 percent of the employer contribution rate was allocated to the Health Care Fund.

**NORTHWESTERN LOCAL SCHOOL DISTRICT
CLARK COUNTY, OHIO**

**NOTES TO THE BASIC FINANCIAL STATEMENTS
FOR THE FISCAL YEAR ENDED JUNE 30, 2018**

NOTE 12 - DEFINED BENEFIT PENSION PLANS - (Continued)

The District's contractually required contribution to SERS was \$328,464 for fiscal year 2018. Of this amount, \$58,901 is reported as pension and postemployment benefits payable.

Plan Description - State Teachers Retirement System (STRS)

Plan Description - Licensed teachers participate in STRS Ohio, a cost-sharing multiple-employer public employee retirement system administered by STRS. STRS provides retirement and disability benefits to members and death and survivor benefits to beneficiaries. STRS issues a stand-alone financial report that includes financial statements, required supplementary information and detailed information about STRS' fiduciary net position. That report can be obtained by writing to STRS, 275 E. Broad St., Columbus, OH 43215-3771, by calling (888) 227-7877, or by visiting the STRS website at www.strsoh.org.

New members have a choice of three retirement plans; a Defined Benefit (DB) Plan, a Defined Contribution (DC) Plan and a Combined Plan. Benefits are established by Ohio Revised Code Chapter 3307. The DB Plan offers an annual retirement allowance based on final average salary multiplied by a percentage that varies based on years of service. Effective August 1, 2015, the calculation will be 2.2 percent of final average salary for the five highest years of earnings multiplied by all years of service. Effective July 1, 2017, the cost-of-living adjustment was reduced to zero. Members are eligible to retire at age 60 with five years of qualifying service credit, or age 55 with 26 years of service, or 31 years of service regardless of age. Eligibility changes will be phased in until August 1, 2026, when retirement eligibility for unreduced benefits will be five years of service credit and age 65, or 35 years of service credit and at least age 60.

The DC Plan allows members to place all their member contributions and 9.5 percent of the 14 percent employer contributions into an investment account. Investment allocation decisions are determined by the member. The remaining 4.5 percent of the 14 percent employer rate is allocated to the defined benefit unfunded liability. A member is eligible to receive a retirement benefit at age 50 and termination of employment. The member may elect to receive a lifetime monthly annuity or a lump sum withdrawal.

The Combined Plan offers features of both the DB Plan and the DC Plan. In the Combined Plan, 12 percent of the 14 percent member rate goes to the DC Plan and the remaining 2 percent is applied to the DB Plan. Member contributions to the DC Plan are allocated among investment choices by the member, and contributions to the DB Plan from the employer and the member are used to fund the defined benefit payment at a reduced level from the regular DB Plan. The defined benefit portion of the Combined Plan payment is payable to a member on or after age 60 with five years of service. The defined contribution portion of the account may be taken as a lump sum payment or converted to a lifetime monthly annuity after termination of employment at age 50 or later.

New members who choose the DC Plan or Combined Plan will have another opportunity to reselect a permanent plan during their fifth year of membership. Members may remain in the same plan or transfer to another STRS plan. The optional annuitization of a member's defined contribution account or the defined contribution portion of a member's Combined Plan account to a lifetime benefit results in STRS bearing the risk of investment gain or loss on the account. STRS has therefore included all three plan options as one defined benefit plan for GASB 68 reporting purposes.

**NORTHWESTERN LOCAL SCHOOL DISTRICT
CLARK COUNTY, OHIO**

NOTES TO THE BASIC FINANCIAL STATEMENTS
FOR THE FISCAL YEAR ENDED JUNE 30, 2018

NOTE 12 - DEFINED BENEFIT PENSION PLANS - (Continued)

A DB or Combined Plan member with five or more years of credited service who is determined to be disabled may qualify for a disability benefit. Eligible survivors of members who die before service retirement may qualify for monthly benefits. New members on or after July 1, 2013, must have at least ten years of qualifying service credit that apply for disability benefits. Members in the DC Plan who become disabled are entitled only to their account balance. If a member of the DC Plan dies before retirement benefits begin, the member's designated beneficiary is entitled to receive the member's account balance.

Funding Policy - Employer and member contribution rates are established by the State Teachers Retirement Board and limited by Chapter 3307 of the Ohio Revised Code. For fiscal year 2018, plan members were required to contribute 14 percent of their annual covered salary. The District was required to contribute 14 percent; the entire 14 percent was the portion used to fund pension obligations. The fiscal year 2018 contribution rates were equal to the statutory maximum rates.

The District's contractually required contribution to STRS was \$1,059,833 for fiscal year 2018. Of this amount, \$182,728 is reported as pension and postemployment benefits payable.

Net Pension Liability

The net pension liability was measured as of June 30, 2017, and the total pension liability used to calculate the net pension liability was determined by an actuarial valuation as of that date. The District's proportion of the net pension liability was based on the District's share of contributions to the pension plan relative to the projected contributions of all participating entities. Following is information related to the proportionate share and pension expense:

	SERS	STRS	Total
Proportion of the net pension liability prior measurement date	0.06437350%	0.06710035%	
Proportion of the net pension liability current measurement date	<u>0.06914430%</u>	<u>0.06519319%</u>	
Change in proportionate share	<u>0.00477080%</u>	<u>(0.00190716)%</u>	
Proportionate share of the net pension liability	\$ 4,131,219	\$ 15,486,782	\$ 19,618,001
Pension expense	\$ (104,113)	\$ (5,996,117)	\$ (6,100,230)

**NORTHWESTERN LOCAL SCHOOL DISTRICT
CLARK COUNTY, OHIO**

NOTES TO THE BASIC FINANCIAL STATEMENTS
FOR THE FISCAL YEAR ENDED JUNE 30, 2018

NOTE 12 - DEFINED BENEFIT PENSION PLANS - (Continued)

At June 30, 2018, the District reported deferred outflows of resources and deferred inflows of resources related to pensions from the following sources:

	<u>SERS</u>	<u>STRS</u>	<u>Total</u>
Deferred outflows of resources			
Differences between expected and actual experience	\$ 177,793	\$ 598,027	\$ 775,820
Changes of assumptions	213,628	3,387,130	3,600,758
Difference between District contributions and proportionate share of contributions/ change in proportionate share	218,359	395,753	614,112
District contributions subsequent to the measurement date	<u>328,464</u>	<u>1,059,833</u>	<u>1,388,297</u>
Total deferred outflows of resources	<u>\$ 938,244</u>	<u>\$ 5,440,743</u>	<u>\$ 6,378,987</u>
	<u>SERS</u>	<u>STRS</u>	<u>Total</u>
Deferred inflows of resources			
Differences between expected and actual experience	\$ -	\$ 124,818	\$ 124,818
Net difference between projected and actual earnings on pension plan investments	19,609	511,085	530,694
Difference between District contributions and proportionate share of contributions/ change in proportionate share	<u>33,598</u>	<u>518,374</u>	<u>551,972</u>
Total deferred inflows of resources	<u>\$ 53,207</u>	<u>\$ 1,154,277</u>	<u>\$ 1,207,484</u>

\$1,388,297 reported as deferred outflows of resources related to pension resulting from District contributions subsequent to the measurement date will be recognized as a reduction of the net pension liability in the year ending June 30, 2019. Other amounts reported as deferred outflows of resources and deferred inflows of resources related to pension will be recognized in pension expense as follows:

	<u>SERS</u>	<u>STRS</u>	<u>Total</u>
Fiscal Year Ending June 30:			
2019	\$ 210,270	\$ 680,643	\$ 890,913
2020	320,357	1,375,887	1,696,244
2021	122,254	1,010,452	1,132,706
2022	<u>(96,308)</u>	<u>159,651</u>	<u>63,343</u>
Total	<u>\$ 556,573</u>	<u>\$ 3,226,633</u>	<u>\$ 3,783,206</u>

**NORTHWESTERN LOCAL SCHOOL DISTRICT
CLARK COUNTY, OHIO**

NOTES TO THE BASIC FINANCIAL STATEMENTS
FOR THE FISCAL YEAR ENDED JUNE 30, 2018

NOTE 12 - DEFINED BENEFIT PENSION PLANS - (Continued)

Actuarial Assumptions - SERS

SERS' total pension liability was determined by their actuaries in accordance with GASB Statement No. 67, as part of their annual actuarial valuation for each defined benefit retirement plan. Actuarial valuations of an ongoing plan involve estimates of the value of reported amounts (e.g., salaries, credited service) and assumptions about the probability of occurrence of events far into the future (e.g., mortality, disabilities, retirements, employment termination). Actuarially determined amounts are subject to continual review and potential modifications, as actual results are compared with past expectations and new estimates are made about the future.

Projections of benefits for financial reporting purposes are based on the substantive plan (the plan as understood by the employers and plan members) and include the types of benefits provided at the time of each valuation and the historical pattern of sharing benefit costs between the employers and plan members to that point. The projection of benefits for financial reporting purposes does not explicitly incorporate the potential effects of legal or contractual funding limitations.

Actuarial calculations reflect a long-term perspective. For a newly hired employee, actuarial calculations will take into account the employee's entire career with the employer and also take into consideration the benefits, if any, paid to the employee after termination of employment until the death of the employee and any applicable contingent annuitant. In many cases actuarial calculations reflect several decades of service with the employer and the payment of benefits after termination.

Key methods and assumptions used in calculating the total pension liability in the latest actuarial valuation, prepared as of June 30, 2017, are presented below:

Wage inflation	3.00 percent
Future salary increases, including inflation	3.50 percent to 18.20 percent
COLA or ad hoc COLA	2.50 percent
Investment rate of return	7.50 percent net of investments expense, including inflation
Actuarial cost method	Entry age normal (level percent of payroll)

Prior to 2017, an assumption of 3 percent was used for COLA or Ad Hoc COLA.

For 2017, the mortality rates were based on the RP-2014 Blue Collar Mortality Table with fully generational projection and a five-year age set-back for both males and females. Mortality among service retired members, and beneficiaries were based upon the RP-2014 Blue Collar Mortality Table with fully generational projection with Scale BB, 120 percent of male rates, and 110 percent of female rates. Mortality among disabled members was based upon the RP-2000 Disabled Mortality Table, 90 percent for male rates and 100 percent for female rates, set back five years is used for the period after disability retirement.

The most recent experience study was completed for the five year period ended June 30, 2015.

**NORTHWESTERN LOCAL SCHOOL DISTRICT
CLARK COUNTY, OHIO**

NOTES TO THE BASIC FINANCIAL STATEMENTS
FOR THE FISCAL YEAR ENDED JUNE 30, 2018

NOTE 12 - DEFINED BENEFIT PENSION PLANS - (Continued)

The long-term return expectation for the Pension Plan Investments has been determined using a building-block approach and assumes a time horizon, as defined in SERS' *Statement of Investment Policy*. A forecasted rate of inflation serves as the baseline for the return expectation. Various real return premiums over the baseline inflation rate have been established for each asset class. The long-term expected nominal rate of return has been determined by calculating a weighted average of the expected real return premiums for each asset class, adding the projected inflation rate, and adding the expected return from rebalancing uncorrelated asset classes.

The target allocation and best estimates of arithmetic real rates of return for each major assets class are summarized in the following table:

<u>Asset Class</u>	<u>Target Allocation</u>	<u>Long Term Expected Real Rate of Return</u>
Cash	1.00 %	0.50 %
US Equity	22.50	4.75
International Equity	22.50	7.00
Fixed Income	19.00	1.50
Private Equity	10.00	8.00
Real Assets	15.00	5.00
Multi-Asset Strategies	10.00	3.00
Total	<u>100.00 %</u>	

Discount Rate - The total pension liability was calculated using the discount rate of 7.50 percent. The projection of cash flows used to determine the discount rate assumed the contributions from employers and from the members would be computed based on contribution requirements as stipulated by State statute. Projected inflows from investment earning were calculated using the long-term assumed investment rate of return (7.50 percent). Based on those assumptions, the plan's fiduciary net position was projected to be available to make all future benefit payments of current plan members. Therefore, the long-term expected rate of return on pension plan investments was applied to all periods of projected benefits to determine the total pension liability.

Sensitivity of the District's Proportionate Share of the Net Pension Liability to Changes in the Discount Rate - Net pension liability is sensitive to changes in the discount rate, and to illustrate the potential impact the following table presents the net pension liability calculated using the discount rate of 7.50 percent, as well as what each plan's net pension liability would be if it were calculated using a discount rate that is one percentage point lower (6.50 percent), or one percentage point higher (8.50 percent) than the current rate.

	<u>1% Decrease (6.50%)</u>	<u>Current Discount Rate (7.50%)</u>	<u>1% Increase (8.50%)</u>
District's proportionate share of the net pension liability	\$ 5,733,059	\$ 4,131,219	\$ 2,789,352

**NORTHWESTERN LOCAL SCHOOL DISTRICT
CLARK COUNTY, OHIO**

NOTES TO THE BASIC FINANCIAL STATEMENTS
FOR THE FISCAL YEAR ENDED JUNE 30, 2018

NOTE 12 - DEFINED BENEFIT PENSION PLANS - (Continued)

Actuarial Assumptions - STRS Ohio

Key methods and assumptions used in the latest actuarial valuation, reflecting experience study results used in the July 1, 2017, actuarial valuation, compared with July 1, 2016 are presented below:

	July 1, 2017	July 1, 2016
Inflation	2.50 percent	2.75 percent
Projected salary increases	12.50 percent at age 20 to 2.50 percent at age 65	12.25 percent at age 20 to 2.75 percent at age 70
Investment rate of return	7.45 percent, net of investment expenses, including inflation	7.75 percent, net of investment expenses, including inflation
Payroll increases	3 percent	3.5 percent
Cost-of-living adjustments (COLA)	0.0 percent, effective July 1, 2017	2 percent simple applied as follows: for members retiring before August 1, 2013, 2 percent per year; for members retiring August 1, 2013, or later, 2 percent COLA commences on fifth anniversary of retirement date.

For the July 1, 2017, actuarial valuation, post-retirement mortality rates for healthy retirees are based on the RP-2014 Annuitant Mortality Table with 50 percent of rates through age 69, 70 percent of rates between ages 70 and 79, 90 percent of rates between ages 80 and 84, and 100 percent of rates thereafter, projected forward generationally using mortality improvement scale MP-2016. Post-retirement disabled mortality rates are based on the RP-2014 Disabled Mortality Table with 90 percent of rates for males and 100 percent of rates for females, projected forward generationally using mortality improvement scale MP-2016. Pre-retirement mortality rates are based on RP-2014 Employee Mortality Table, projected forward generationally using mortality improvement scale MP-2016.

For the July 1, 2016 actuarial valuation, mortality rates were based on the RP-2000 Combined Mortality Table (Projection 2022—Scale AA) for Males and Females. Males' ages are set-back two years through age 89 and no set-back for age 90 and above. Females younger than age 80 are set back four years, one year set back from age 80 through 89, and no set back from age 90 and above.

Actuarial assumptions used in the July 1 2017, valuation are based on the results of an actuarial experience study for the period July 1, 2011 through June 30, 2016. Actuarial assumptions used in the June 30, 2016, valuation are based on the results of an actuarial experience study, effective July 1, 2012.

**NORTHWESTERN LOCAL SCHOOL DISTRICT
CLARK COUNTY, OHIO**

NOTES TO THE BASIC FINANCIAL STATEMENTS
FOR THE FISCAL YEAR ENDED JUNE 30, 2018

NOTE 12 - DEFINED BENEFIT PENSION PLANS - (Continued)

STRS Ohio's investment consultant develops an estimate range for the investment return assumption based on the target allocation adopted by the Retirement Board. The target allocation and long-term expected rate of return for each major asset class are summarized as follows:

<u>Asset Class</u>	<u>Target Allocation</u>	<u>Long Term Expected Real Rate of Return *</u>
Domestic Equity	28.00 %	7.35 %
International Equity	23.00	7.55
Alternatives	17.00	7.09
Fixed Income	21.00	3.00
Real Estate	10.00	6.00
Liquidity Reserves	1.00	2.25
 Total	 <u>100.00 %</u>	

*10-Year geometric nominal returns, which include the real rate of return and inflation of 2.25% and does not include investment expenses. Over a 30-year period, STRS' investment consultant indicates that the above target allocations should generate a return above the actuarial rate of return, without net value added by management.

Discount Rate - The discount rate used to measure the total pension liability was 7.45 percent as of June 30, 2017. The discount rate used to measure the total pension liability was 7.75 percent as of June 30, 2016. The projection of cash flows used to determine the discount rate assumes member and employer contributions will be made at the statutory contribution rates in accordance with rate increases described above. For this purpose, only employer contributions that are intended to fund benefits of current plan members and their beneficiaries are included. Projected employer contributions that are intended to fund the service costs of future plan members and their beneficiaries, as well as projected contributions from future plan members, are not included. Based on those assumptions, STRS' fiduciary net position was projected to be available to make all projected future benefit payments to current plan members as of June 30, 2017. Therefore, the long-term expected rate of return on pension plan investments of 7.45 percent was applied to all periods of projected benefit payment to determine the total pension liability as of June 30, 2017.

Sensitivity of the District's Proportionate Share of the Net Pension Liability to Changes in the Discount Rate - The following table presents the District's proportionate share of the net pension liability calculated using the current period discount rate assumption of 7.45 percent, as well as what the District's proportionate share of the net pension liability would be if it were calculated using a discount rate that is one-percentage-point lower (6.45 percent) or one-percentage-point higher (8.45 percent) than the current rate:

	<u>1% Decrease (6.45%)</u>	<u>Current Discount Rate (7.45%)</u>	<u>1% Increase (8.45%)</u>
District's proportionate share of the net pension liability	\$ 22,199,775	\$ 15,486,782	\$ 9,832,092

**NORTHWESTERN LOCAL SCHOOL DISTRICT
CLARK COUNTY, OHIO**

**NOTES TO THE BASIC FINANCIAL STATEMENTS
FOR THE FISCAL YEAR ENDED JUNE 30, 2018**

NOTE 13 - DEFINED BENEFIT OPEB PLANS

Net OPEB Liability

The net OPEB liability reported on the statement of net position represents a liability to employees for OPEB. OPEB is a component of exchange transactions—between an employer and its employees—of salaries and benefits for employee services. OPEB are provided to an employee—on a deferred-payment basis—as part of the total compensation package offered by an employer for employee services each financial period. The obligation to sacrifice resources for OPEB is a present obligation because it was created as a result of employment exchanges that already have occurred.

The net OPEB liability represents the District's proportionate share of each OPEB plan's collective actuarial present value of projected benefit payments attributable to past periods of service, net of each OPEB plan's fiduciary net position. The net OPEB liability calculation is dependent on critical long-term variables, including estimated average life expectancies, earnings on investments, cost of living adjustments and others. While these estimates use the best information available, unknowable future events require adjusting these estimates annually.

The Ohio Revised Code limits the District's obligation for this liability to annually required payments. The District cannot control benefit terms or the manner in which OPEB are financed; however, the District does receive the benefit of employees' services in exchange for compensation including OPEB.

GASB 75 assumes the liability is solely the obligation of the employer, because they benefit from employee services. OPEB contributions come from these employers and health care plan enrollees which pay a portion of the health care costs in the form of a monthly premium. The Ohio Revised Code permits, but does not require the retirement systems to provide healthcare to eligible benefit recipients. Any change to benefits or funding could significantly affect the net OPEB liability. Resulting adjustments to the net OPEB liability would be effective when the changes are legally enforceable. The retirement systems may allocate a portion of the employer contributions to provide for these OPEB benefits.

The proportionate share of each plan's unfunded benefits is presented as a long-term *net OPEB liability* on the accrual basis of accounting. Any liability for the contractually-required OPEB contribution outstanding at the end of the year is included in *pension and postemployment benefits payable* on both the accrual and modified accrual bases of accounting.

Plan Description - School Employees Retirement System (SERS)

Health Care Plan Description - The District contributes to the SERS Health Care Fund, administered by SERS for non-certificated retirees and their beneficiaries. For GASB 75 purposes, this plan is considered a cost-sharing other postemployment benefit (OPEB) plan. SERS' Health Care Plan provides healthcare benefits to eligible individuals receiving retirement, disability, and survivor benefits, and to their eligible dependents. Members who retire after June 1, 1986, need 10 years of service credit, exclusive of most types of purchased credit, to qualify to participate in SERS' health care coverage. In addition to age and service retirees, disability benefit recipients and beneficiaries who are receiving monthly benefits due to the death of a member or retiree, are eligible for SERS' health care coverage. Most retirees and dependents choosing SERS' health care coverage are over the age of 65 and therefore enrolled in a fully insured Medicare Advantage plan; however, SERS maintains a traditional, self-insured preferred provider organization for its non-Medicare retiree population. For both groups, SERS offers a self-insured prescription drug program. Health care is a benefit that is permitted, not mandated, by statute. The financial report of the Plan is included in the SERS Comprehensive Annual Financial Report which can be obtained on SERS' website at www.ohsers.org under Employers/Audit Resources.

**NORTHWESTERN LOCAL SCHOOL DISTRICT
CLARK COUNTY, OHIO**

**NOTES TO THE BASIC FINANCIAL STATEMENTS
FOR THE FISCAL YEAR ENDED JUNE 30, 2018**

NOTE 13 - DEFINED BENEFIT OPEB PLANS - (Continued)

Access to health care for retirees and beneficiaries is permitted in accordance with Section 3309 of the Ohio Revised Code. The Health Care Fund was established and is administered in accordance with Internal Revenue Code Section 105(e). SERS' Retirement Board reserves the right to change or discontinue any health plan or program. Active employee members do not contribute to the Health Care Plan. The SERS Retirement Board established the rules for the premiums paid by the retirees for health care coverage for themselves and their dependents or for their surviving beneficiaries. Premiums vary depending on the plan selected, qualified years of service, Medicare eligibility, and retirement status.

Funding Policy - State statute permits SERS to fund the health care benefits through employer contributions. Each year, after the allocation for statutorily required pensions and benefits, the Retirement Board may allocate the remainder of the employer contribution of 14 percent of covered payroll to the Health Care Fund in accordance with the funding policy. For fiscal year 2018, .5 percent of covered payroll was made to health care. An additional health care surcharge on employers is collected for employees earning less than an actuarially determined minimum compensation amount, pro-rated if less than a full year of service credit was earned. For fiscal year 2018, this amount was \$23,700. Statutes provide that no employer shall pay a health care surcharge greater than 2 percent of that employer's SERS-covered payroll; nor may SERS collect in aggregate more than 1.5 percent of the total statewide SERS-covered payroll for the health care surcharge. For fiscal year 2018, the District's surcharge obligation was \$39,054.

The surcharge added to the allocated portion of the 14 percent employer contribution rate is the total amount assigned to the Health Care Fund. The District's contractually required contribution to SERS was \$51,219 for fiscal year 2018. Of this amount, \$41,158 is reported as pension and postemployment benefits payable.

Plan Description - State Teachers Retirement System (STRS)

Plan Description – The State Teachers Retirement System of Ohio (STRS) administers a cost-sharing Health Plan administered for eligible retirees who participated in the defined benefit or combined pension plans offered by STRS. Ohio law authorizes STRS to offer this plan. Benefits include hospitalization, physicians' fees, prescription drugs and partial reimbursement of monthly Medicare Part B premiums. Medicare Part B premium reimbursements will be discontinued effective January 1, 2020. The Plan is included in the report of STRS which can be obtained by visiting www.strsoh.org or by calling (888) 227-7877.

Funding Policy – Ohio Revised Code Chapter 3307 authorizes STRS to offer the Plan and gives the Retirement Board discretionary authority over how much, if any, of the health care costs will be absorbed by STRS. Active employee members do not contribute to the Health Care Plan. Nearly all health care plan enrollees, for the most recent year, pay a portion of the health care costs in the form of a monthly premium. Under Ohio law, funding for post-employment health care may be deducted from employer contributions, currently 14 percent of covered payroll. For the fiscal year ended June 30, 2018, STRS did not allocate any employer contributions to post-employment health care.

**NORTHWESTERN LOCAL SCHOOL DISTRICT
CLARK COUNTY, OHIO**

NOTES TO THE BASIC FINANCIAL STATEMENTS
FOR THE FISCAL YEAR ENDED JUNE 30, 2018

NOTE 13 - DEFINED BENEFIT OPEB PLANS - (Continued)

Net OPEB Liability

The net OPEB liability was measured as of June 30, 2017, and the total OPEB liability used to calculate the net OPEB liability was determined by an actuarial valuation as of that date. The District's proportion of the net OPEB liability was based on the District's share of contributions to the respective retirement systems relative to the contributions of all participating entities. Following is information related to the proportionate share and OPEB expense:

	<u>SERS</u>	<u>STRS</u>	<u>Total</u>
Proportion of the net OPEB liability prior measurement date	0.06533542%	0.06710035%	
Proportion of the net OPEB liability current measurement date	<u>0.07023220%</u>	<u>0.06519319%</u>	
Change in proportionate share	<u>0.00489678%</u>	<u>(0.00190716)%</u>	
Proportionate share of the net OPEB liability	\$ 1,884,848	\$ 2,543,598	\$ 4,428,446
OPEB expense	\$ 147,712	\$ (790,739)	\$ (643,027)

At June 30, 2018, the District reported deferred outflows of resources and deferred inflows of resources related to OPEB from the following sources:

	<u>SERS</u>	<u>STRS</u>	<u>Total</u>
Deferred outflows of resources			
Differences between expected and actual experience	\$ -	\$ 146,832	\$ 146,832
Difference between District contributions and proportionate share of contributions/ change in proportionate share	97,263	-	97,263
District contributions subsequent to the measurement date	<u>51,219</u>	<u>-</u>	<u>51,219</u>
Total deferred outflows of resources	<u>\$ 148,482</u>	<u>\$ 146,832</u>	<u>\$ 295,314</u>

**NORTHWESTERN LOCAL SCHOOL DISTRICT
CLARK COUNTY, OHIO**

NOTES TO THE BASIC FINANCIAL STATEMENTS
FOR THE FISCAL YEAR ENDED JUNE 30, 2018

NOTE 13 - DEFINED BENEFIT OPEB PLANS - (Continued)

	SERS	STRS	Total
Deferred inflows of resources			
Net difference between projected and actual earnings on pension plan investments	\$ 4,978	\$ 108,719	\$ 113,697
Changes of assumptions	178,863	204,896	383,759
Difference between District contributions and proportionate share of contributions/change in proportionate share	-	87,424	87,424
Total deferred inflows of resources	\$ 183,841	\$ 401,039	\$ 584,880

\$51,219 reported as deferred outflows of resources related to OPEB resulting from District contributions subsequent to the measurement date will be recognized as a reduction of the net OPEB liability in the year ending June 30, 2019. Other amounts reported as deferred outflows of resources and deferred inflows of resources related to OPEB will be recognized in OPEB expense as follows:

	SERS	STRS	Total
Fiscal Year Ending June 30:			
2019	\$ (30,809)	\$ (51,428)	\$ (82,237)
2020	(30,809)	(51,428)	(82,237)
2021	(23,714)	(51,428)	(75,142)
2022	(1,244)	(51,427)	(52,671)
2023	(2)	(24,248)	(24,250)
Thereafter	-	(24,248)	(24,248)
Total	\$ (86,578)	\$ (254,207)	\$ (340,785)

Actuarial Assumptions - SERS

The total OPEB liability is determined by SERS' actuaries in accordance with GASB Statement No. 74, as part of their annual actuarial valuation for each retirement plan. Actuarial valuations of an ongoing plan involve estimates of the value of reported amounts (e.g., salaries, credited service) and assumptions about the probability of occurrence of events far into the future (e.g., mortality, disabilities, retirements, employment terminations). Actuarially determined amounts are subject to continual review and potential modifications, as actual results are compared with past expectations and new estimates are made about the future.

Projections of benefits for financial reporting purposes are based on the substantive plan (the plan as understood by the employers and plan members) and include the types of benefits provided at the time of each valuation and the historical pattern of sharing benefit costs between the employers and plan members to that point. The projection of benefits for financial reporting purposes does not explicitly incorporate the potential effects of legal or contractual funding limitations.

**NORTHWESTERN LOCAL SCHOOL DISTRICT
CLARK COUNTY, OHIO**

NOTES TO THE BASIC FINANCIAL STATEMENTS
FOR THE FISCAL YEAR ENDED JUNE 30, 2018

NOTE 13 - DEFINED BENEFIT OPEB PLANS - (Continued)

Actuarial calculations reflect a long-term perspective. For a newly hired employee, actuarial calculations will take into account the employee's entire career with the employer and also take into consideration the benefits, if any, paid to the employee after termination of employment until the death of the employee and any applicable contingent annuitant. In many cases, actuarial calculations reflect several decades of service with the employer and the payment of benefits after termination.

Key methods and assumptions used in calculating the total OPEB liability in the latest actuarial valuation date of June 30, 2017, are presented below:

Wage inflation	3.00 percent
Future salary increases, including inflation	3.50 percent to 18.20 percent
Investment rate of return	7.50 percent net of investments expense, including inflation
Municipal bond index rate:	
Measurement date	3.56 percent
Prior measurement date	2.92 percent
Single equivalent interest rate, net of plan investment expense, including price inflation:	
Measurement date	3.63 percent
Prior measurement date	2.98 percent
Medical trend assumption:	
Medicare	5.50 to 5.00 percent
Pre-Medicare	7.50 to 5.00 percent

Mortality rates were based on the RP-2014 Blue Collar Mortality Table with fully generational projection and Scale BB, 120 percent of male rates and 110 percent of female rates. RP-2000 Disabled Mortality Table with 90 percent for male rates and 100 percent for female rates set back five years.

The most recent experience study was completed for the five-year period ended June 30, 2015.

The long-term expected rate of return on plan assets is reviewed as part of the actuarial five-year experience study. The most recent study covers fiscal years 2010 through 2015 and was adopted by the Board on April 21, 2016. Several factors are considered in evaluating the long-term rate of return assumption including long-term historical data, estimates inherent in current market data, and a log-normal distribution analysis in which best-estimate ranges of expected future real rates of return were developed by the investment consultant for each major asset class. These ranges were combined to produce the long-term expected rate of return, 7.50 percent, by weighting the expected future real rates of return by the target asset allocation percentage and then adding expected inflation. The capital market assumptions developed by the investment consultant are intended for use over a 10-year horizon and may not be useful in setting the long-term rate of return for funding pension plans which covers a longer timeframe. The assumption is intended to be a long-term assumption and is not expected to change absent a significant change in the asset allocation, a change in the inflation assumption, or a fundamental change in the market that alters expected returns in future years.

**NORTHWESTERN LOCAL SCHOOL DISTRICT
CLARK COUNTY, OHIO**

NOTES TO THE BASIC FINANCIAL STATEMENTS
FOR THE FISCAL YEAR ENDED JUNE 30, 2018

NOTE 13 - DEFINED BENEFIT OPEB PLANS - (Continued)

The target asset allocation and best estimates of arithmetic real rates of return for each major asset class, as used in the June 30, 2015 five-year experience study, are summarized as follows:

Asset Class	Target Allocation	Long-Term Expected Real Rate of Return
Cash	1.00 %	0.50 %
US Stocks	22.50	4.75
Non-US Stocks	22.50	7.00
Fixed Income	19.00	1.50
Private Equity	10.00	8.00
Real Assets	15.00	5.00
Multi-Asset Strategies	10.00	3.00
Total	<u>100.00 %</u>	

Discount Rate - The discount rate used to measure the total OPEB liability at June 30, 2017 was 3.63 percent. The discount rate used to measure total OPEB liability prior to June 30, 2017 was 2.98 percent. The projection of cash flows used to determine the discount rate assumed that contributions will be made from members and the System at the state statute contribution rate of 2.00 percent of projected covered employee payroll each year, which includes a 1.50 percent payroll surcharge and 0.50 percent of contributions from the basic benefits plan. Based on these assumptions, the OPEB plan's fiduciary net position was projected to become insufficient to make future benefit payments during the fiscal year ending June 30, 2025. Therefore, the long-term expected rate of return on OPEB plan assets was used to present value the projected benefit payments through the fiscal year ending June 30, 2024 and the Fidelity General Obligation 20-year Municipal Bond Index rate of 3.56 percent, as of June 30, 2017 (i.e. municipal bond rate), was used to present value the projected benefit payments for the remaining years in the projection. The total present value of projected benefit payments from all years was then used to determine the single rate of return that was used as the discount rate. The projection of future benefit payments for all current plan members was until the benefit payments ran out.

Sensitivity of the District's Proportionate Share of the Net OPEB Liability to Changes in the Discount Rate and Changes in the Health Care Cost Trend Rates - The net OPEB liability is sensitive to changes in the discount rate and the health care cost trend rate. The following table presents the net OPEB liability of SERS, what SERS' net OPEB liability would be if it were calculated using a discount rate that is 1 percentage point lower (2.63%) and higher (4.63%) than the current discount rate (3.63%). Also shown is what SERS' net OPEB liability would be based on health care cost trend rates that are 1 percentage point lower (6.5% decreasing to 4.0%) and higher (8.5% decreasing to 6.0%) than the current rate.

	1% Decrease (2.63%)	Current Discount Rate (3.63%)	1% Increase (4.63%)
District's proportionate share of the net OPEB liability	\$ 2,276,194	\$ 1,884,848	\$ 1,574,802

**NORTHWESTERN LOCAL SCHOOL DISTRICT
CLARK COUNTY, OHIO**

NOTES TO THE BASIC FINANCIAL STATEMENTS
FOR THE FISCAL YEAR ENDED JUNE 30, 2018

NOTE 13 - DEFINED BENEFIT OPEB PLANS - (Continued)

	1% Decrease (6.5 % decreasing to 4.0 %)	Current Trend Rate (7.5 % decreasing to 5.0 %)	1% Increase (8.5 % decreasing to 6.0 %)
District's proportionate share of the net OPEB liability	\$ 1,529,413	\$ 1,884,848	\$ 2,355,272

Actuarial Assumptions - STRS

Key methods and assumptions used in the latest actuarial valuation, reflecting experience study results used in the June 30, 2017, actuarial valuation are presented below:

Inflation	2.50 percent
Projected salary increases	12.50 percent at age 20 to 2.50 percent at age 65
Investment rate of return	7.45 percent, net of investment expenses, including inflation
Payroll increases	3 percent
Cost-of-living adjustments (COLA)	0.0 percent, effective July 1, 2017
Blended discount rate of return	4.13 percent
Health care cost trends	6 to 11 percent initial, 4.5 percent ultimate

Projections of benefits include the historical pattern of sharing benefit costs between the employers and retired plan members.

For healthy retirees the mortality rates are based on the RP-2014 Annuitant Mortality Table with 50 percent of rates through age 69, 70 percent of rates between ages 70 and 79, 90 percent of rates between ages 80 and 84, and 100 percent of rates thereafter, projected forward generationally using mortality improvement scale MP-2016. For disabled retirees, mortality rates are based on the RP-2014 Disabled Mortality Table with 90 percent of rates for males and 100 percent of rates for females, projected forward generationally using mortality improvement scale MP-2016.

Actuarial assumptions used in the June 30, 2017, valuation are based on the results of an actuarial experience study for the period July 1, 2011 through June 30, 2016.

Since the prior measurement date, the discount rate was increased from 3.26 percent to 4.13 percent based on the methodology defined under GASB Statement No. 74, Financial Reporting for Postemployment Benefit Plans Other Than Pension Plans (OPEB) and the long term expected rate of return was reduced from 7.75 percent to 7.45 percent. Valuation year per capita health care costs were updated, and the salary scale was modified. The percentage of future retirees electing each option was updated based on current data and the percentage of future disabled retirees and terminated vested participants electing health coverage were decreased. The assumed mortality, disability, retirement, withdrawal and future health care cost trend rates were modified along with the portion of rebated prescription drug costs.

**NORTHWESTERN LOCAL SCHOOL DISTRICT
CLARK COUNTY, OHIO**

NOTES TO THE BASIC FINANCIAL STATEMENTS
FOR THE FISCAL YEAR ENDED JUNE 30, 2018

NOTE 13 - DEFINED BENEFIT OPEB PLANS - (Continued)

Also, since the prior measurement date, the subsidy multiplier for non-Medicare benefit recipients was reduced from 2.1 percent to 1.9 percent per year of service. Medicare Part B premium reimbursements were discontinued for certain survivors and beneficiaries and all remaining Medicare Part B premium reimbursements will be discontinued beginning January 2019. Subsequent to the current measurement date, the date for discontinuing remaining Medicare Part B premium reimbursements was extended to January 2020.

STRS' investment consultant develops an estimate range for the investment return assumption based on the target allocation adopted by the Retirement Board. The target allocation and long-term expected rate of return for each major asset class are summarized as follows:

<u>Asset Class</u>	<u>Target Allocation</u>	<u>Long Term Expected Real Rate of Return *</u>
Domestic Equity	28.00 %	7.35 %
International Equity	23.00	7.55
Alternatives	17.00	7.09
Fixed Income	21.00	3.00
Real Estate	10.00	6.00
Liquidity Reserves	<u>1.00</u>	2.25
 Total	 <u><u>100.00 %</u></u>	

*10-Year geometric nominal returns, which include the real rate of return and inflation of 2.25% and does not include investment expenses. Over a 30-year period, STRS' investment consultant indicates that the above target allocations should generate a return above the actuarial rate of return, without net value added by management.

Discount Rate - The discount rate used to measure the total OPEB liability was 4.13 percent as of June 30, 2017. The projection of cash flows used to determine the discount rate assumes STRS Ohio continues to allocate no employer contributions to the health care fund. Based on these assumptions, the OPEB plan's fiduciary net position was not projected to be sufficient to make all projected future benefit payments of current plan members. The OPEB plan's fiduciary net position was projected to become insufficient to make future benefit payments during the fiscal year ending June 30, 2037. Therefore, the long-term expected rate of return on OPEB plan assets was used to determine the present value of the projected benefit payments through the fiscal year ending June 30, 2036 and the Bond Buyer 20-year municipal bond rate of 3.58 percent as of June 30, 2017 (i.e. municipal bond rate), was used to determine the present value of the projected benefit payments for the remaining years in the projection. The total present value of projected benefit payments from all years was then used to determine the single rate of return that was used as the discount rate. The blended discount rate of 4.13 percent, which represents the long-term expected rate of return of 7.45 percent for the funded benefit payments and the Bond Buyer 20-year municipal bond rate of 3.58 percent for the unfunded benefit payments, was used to measure the total OPEB liability as of June 30, 2017. A blended discount rate of 3.26 percent which represents the long term expected rate of return of 7.75 percent for the funded benefit payments and the Bond Buyer 20-year municipal bond rate of 2.85 percent for the unfunded benefit payments was used to measure the total OPEB liability at June 30, 2016.

**NORTHWESTERN LOCAL SCHOOL DISTRICT
CLARK COUNTY, OHIO**

NOTES TO THE BASIC FINANCIAL STATEMENTS
FOR THE FISCAL YEAR ENDED JUNE 30, 2018

NOTE 13 - DEFINED BENEFIT OPEB PLANS - (Continued)

Sensitivity of the District's Proportionate Share of the Net OPEB Liability to Changes in the Discount and Health Care Cost Trend Rate - The following table represents the net OPEB liability as of June 30, 2017, calculated using the current period discount rate assumption of 4.13 percent, as well as what the net OPEB liability would be if it were calculated using a discount rate that is one percentage point lower (3.13 percent) or one percentage point higher (5.13 percent) than the current assumption. Also shown is the net OPEB liability as if it were calculated using health care cost trend rates that are one percentage point lower or one percentage point higher than the current health care cost trend rates.

	1% Decrease (3.13%)	Current Discount Rate (4.13%)	1% Increase (5.13%)
District's proportionate share of the net OPEB liability	\$ 3,414,739	\$ 2,543,598	\$ 1,855,111
	1% Decrease	Current Trend Rate	1% Increase
District's proportionate share of the net OPEB liability	\$ 1,767,183	\$ 2,543,598	\$ 3,565,451

NOTE 14 - EMPLOYEE BENEFITS

A. Compensated Absences

The criteria for determining vacation and sick leave components are derived from negotiated agreements and State laws. Classified employees earn five to twenty-five days of vacation per fiscal year, depending upon length of service. Accumulated, unused vacation time is paid to classified employees and administrators. Teachers do not earn vacation time.

Teachers and administrators earn sick leave at the rate of one and one-fourth days per month. Classified employees earn 4.6 hours for 80 hours worked. Sick leave may be accumulated up to a maximum of 255 days for classified and certified personnel. Upon retirement, payment is made for 25 percent for teachers and 25 percent for other employees of accrued, but unused sick leave credit to a maximum of 55 days for certified employees.

B. Insurance Benefits

The District provides life insurance through Sun Life and accidental death and dismemberment insurance through Anthem to most employees. Medical/surgical benefits are provided through Anthem, dental insurance through Core Source, and vision insurances through Vision Service Plan.

**NORTHWESTERN LOCAL SCHOOL DISTRICT
CLARK COUNTY, OHIO**

**NOTES TO THE BASIC FINANCIAL STATEMENTS
FOR THE FISCAL YEAR ENDED JUNE 30, 2018**

NOTE 15 - JOINTLY GOVERNED ORGANIZATIONS AND INSURANCE PURCHASING POOL

A. Jointly Governed Organizations

Miami Valley Educational Computer Association - The District is a participant in the Miami Valley Educational Computer System (MVECA) which is a computer consortium. MVECA is an association of public schools within the boundaries of Clark, Clinton, Fayette, Greene, and Highland Counties and Cities of Springfield, Wilmington, Washington Court House, Xenia, and Hillsboro. The organization was formed for the purpose of applying modern technology with the aid of computers and other electronic equipment to administrative and instructional functions among member districts.

The governing board of MVECA consists of three Superintendents and three Treasurers of member Districts, with three of the four Superintendents and all three Treasurers elected by a majority vote of all member Districts except the Greene County Career Center. The fourth Superintendent is from the Greene County Career Center. The District paid MVECA \$84,885 for services provided during the year.

Financial information can be obtained from Thor Sage, who serves as Executive Director, at 330 East Enon Road, Yellow Springs, Ohio 45387.

Southwestern Ohio Educational Purchasing Council - The Southwestern Ohio Educational Purchasing Council (SOEPC) is a purchasing cooperative made up of nearly 126 Districts in 18 counties. The purpose of the cooperative is to obtain prices for quality merchandise and services commonly used by schools. All member districts are obligated to pay all fees, charges, or other assessments as established by the SOEPC.

One-year prior notice is necessary for withdrawal from the group. During this time, the withdrawing member is liable for all member obligations. Payments to SOEPC are made from the General Fund. During the fiscal year, the District paid \$1,874,976 for its medical, dental and vision insurances through the SOEPC. To obtain financial information, write to the Southwestern Ohio Educational Purchasing Cooperative, Ken Swink, who serves as Director, at 303 Corporate Center Dr., Vandalia, Ohio 45373.

Southwestern Ohio Instructional Technology Association - The Southwestern Ohio Instructional Technology Association (SOITA) is a not-for-profit corporation formed under Section 1702.01 of the Ohio Revised Code. The purpose of the corporation is to serve the educational needs of the area through television programming for the advancement of educational programs.

The Board of Trustees is comprised of twenty-one representatives of SOITA member schools or institutions. The qualified members within the counties, i.e. Auglaize, Butler, Champaign, Clark, Clinton, Darke, Fayette, Greene, Hamilton, Logan, Mercer, Miami, Montgomery, Preble, Shelby, and Warren. Montgomery, Greene and Butler Counties elect two representatives per area. One at-large non-public representative is elected by the non-public school SOITA members as the state-assigned SOITA service area representative. One at-large higher education representative is elected by higher education SOITA members from within state-assigned SOITA service area.

All member districts are obligated to pay all fees, charges, or other assessments as established by the SOITA. Upon dissolution, the net position shall be distributed to the federal government, or to a state or local government, for a public purpose. Payments to SOITA are made from the General Fund. During the fiscal year, the District made no payments to SOITA. To obtain financial information, write to the Southwestern Ohio Instructional Technology Association, Larry Pogue, who serves as Director, at 150 East Sixth Street, Franklin, Ohio 45005.

**NORTHWESTERN LOCAL SCHOOL DISTRICT
CLARK COUNTY, OHIO**

**NOTES TO THE BASIC FINANCIAL STATEMENTS
FOR THE FISCAL YEAR ENDED JUNE 30, 2018**

**NOTE 15 - JOINTLY GOVERNED ORGANIZATIONS AND INSURANCE PURCHASING POOL -
(Continued)**

Clark County Family and Children First Council - The Clark County Family and Children First Council (the Council) is a voluntary association established with the purpose to coordinate and integrate those services within Clark County which are available for families and children and to establish a comprehensive, coordinated, multi-disciplinary, interagency system for the delivery of such services in order to more effectively meet the needs of families and children.

The Board of Trustees is comprised of eighteen representatives of each of the members of the Council, including the Superintendent of the Clark County Educational Service Center, who was appointed by the Superintendents of the Clark County schools. All members are obligated to pay all dues as established by the Council to aid the financing of the operations and programs of the Council. The Northwestern Local School District does not pay any dues since the Clark County Educational Service Center represents the District. Any member withdrawing from the Council must give one hundred eighty days written notice to the Council after formal action of the member's governing board. To obtain financial information, write to the Clark County Family and Children First Council, Marilyn Demma, who serves as Treasurer, at 1345 Lagonda Avenue, Springfield, Ohio 45502.

B. Insurance Purchasing Pool

The District participates in the Ohio School Boards Association (OSBA) Workers' Compensation Group Rating Plan (GRP), an insurance purchasing pool. The GRP's business and affairs are conducted by a three-member Board of directors consisting of the President, the President-Elect and the Immediate Past President of the OSBA. The Executive Director of the OSBA, or his designee, serves as coordinator of the program. Each year, the participating Districts pay an enrollment fee to the GRP to cover the costs of administering the plan. The District paid \$6,861 during 2018 to participate in the pool.

NOTE 16 - CONTINGENCIES

A. Grants

The District receives significant financial assistance from numerous federal, State and local agencies in the form of grants. The disbursement of funds received under these programs generally requires compliance with terms and conditions specified in the grant agreements and are subject to audit by the grantor agencies. Any disallowed claims resulting from such audits could become a liability of the District. However, in the opinion of management, any such disallowed claims will not have a material effect on the financial position of the District.

B. Litigation

The District is involved in no material litigation as either plaintiff or defendant.

C. Foundation Funding

School District foundation funding is based on the annualized full-time equivalent (FTE) enrollment of each student. The Ohio Department of Education (ODE) is legislatively required to adjust/reconcile funding as enrollment information is updated by schools throughout the State, which can extend past the fiscal year end. As of the date of this report, additional ODE adjustments for fiscal year 2018 are not finalized. As a result, the impact of future FTE adjustments on the fiscal year 2018 financial statements is not determinable, at this time. Management believes this may result in either an additional receivable to, or a liability of, the District.

**NORTHWESTERN LOCAL SCHOOL DISTRICT
CLARK COUNTY, OHIO**

NOTES TO THE BASIC FINANCIAL STATEMENTS
FOR THE FISCAL YEAR ENDED JUNE 30, 2018

NOTE 17 - BUDGETARY BASIS OF ACCOUNTING

While reporting financial position, results of operations, and changes in fund balance on the basis of generally accepted accounting principles (GAAP), the budgetary basis as provided by law is based upon accounting for certain transactions on a basis of cash receipts and disbursements.

The statement of revenue, expenditures and changes in fund balance - budget and actual (non-GAAP budgetary basis) presented for the general fund is presented on the budgetary basis to provide a meaningful comparison of actual results with the budget. The major differences between the budget basis and the GAAP basis are that:

- (a) Revenues and other financing sources are recorded when received in cash (budget basis) as opposed to when susceptible to accrual (GAAP basis);
- (b) Expenditures and other financing uses are recorded when paid in cash (budget basis) as opposed to when the liability is incurred (GAAP basis);
- (c) In order to determine compliance with Ohio law, and to reserve that portion of the applicable appropriation, total outstanding encumbrances (budget basis) are recorded as the equivalent of an expenditure, as opposed to assigned or committed fund balance for that portion of outstanding encumbrances not already recognized as an account payable (GAAP basis);
- (d) Advances-in and advances-out are operating transactions (budget basis) as opposed to balance sheet transactions (GAAP basis); and,
- (e) Some funds are included in the general fund (GAAP basis) but have separate legally adopted budgets (budget basis).

The adjustments necessary to convert the results of operations for the year on the budget basis to the GAAP basis for the general fund is as follows:

Net Change in Fund Balance

	<u>General fund</u>
Budget basis	\$ (98,293)
Net adjustment for revenue accruals	311,149
Net adjustment for expenditure accruals	(52,458)
Net adjustment for other sources/uses	71,180
Funds budgeted elsewhere	18,919
Adjustment for encumbrances	30,272
GAAP basis	\$ 280,769

Certain funds that are legally budgeted in separate special revenue funds are considered part of the general fund on a GAAP basis. This includes the public-school support fund and the internal service fund.

**NORTHWESTERN LOCAL SCHOOL DISTRICT
CLARK COUNTY, OHIO**

NOTES TO THE BASIC FINANCIAL STATEMENTS
FOR THE FISCAL YEAR ENDED JUNE 30, 2018

NOTE 18 - SET-ASIDES

The District is required by State law to annually set-aside certain general fund revenue amounts, as defined by statutory formula, for the acquisition and construction of capital improvements. Amounts not spent by the end of the fiscal year or offset by similarly restricted resources received during the year must be held in cash at fiscal year-end. This amount must be carried forward to be used for the same purpose in future years. Expenditures exceeding the set-aside requirement may not be carried forward to the next fiscal year.

The following cash-basis information describes the change in the fiscal year-end set-aside amount for capital improvements. Disclosure of this information is required by State statute.

	<u>Capital Improvements</u>
Set-aside balance June 30, 2017	\$ -
Current year set-aside requirement	310,943
Current year qualifying expenditures	(109,231)
Current year offsets	<u>(208,746)</u>
Total	<u>\$ (7,034)</u>
Balance carried forward to fiscal year 2019	<u>\$ -</u>
Set-aside balance June 30, 2018	<u>\$ -</u>

During a prior fiscal year, the District issued \$29,625,000 in capital related school improvement bonds. These proceeds may be used to reduce the capital improvements set-aside amount to below zero for future years. The amount presented for prior year offset from bond proceeds is limited to an amount needed to reduce the capital improvements set-aside balance to \$0. The District is responsible for tracking the amount of bond proceeds that may be used as an offset in future periods, which was \$29,346,519 at June 30, 2018.

NOTE 19 - OTHER COMMITMENTS

The District utilizes encumbrance accounting as part of its budgetary controls. Encumbrances outstanding at year end may be reported as part of restricted, committed, or assigned classifications of fund balance. At year end, the District's commitments for encumbrances in the governmental funds were as follows:

	<u>Year-End Encumbrances</u>
<u>Fund</u>	
General fund	\$ 25,307
Other governmental	<u>985,058</u>
Total	<u>\$ 1,010,365</u>

**NORTHWESTERN LOCAL SCHOOL DISTRICT
CLARK COUNTY, OHIO**

NOTES TO THE BASIC FINANCIAL STATEMENTS
FOR THE FISCAL YEAR ENDED JUNE 30, 2018

NOTE 20 - TAX ABATEMENT AGREEMENTS ENTERED INTO BY OTHER GOVERNMENTS

Other governments entered into a property tax abatement agreement with a property owner under an Enterprise Zone Agreements (“EZAs”) with the taxing districts of the District. The EZA is a directive incentive tax exemption program benefiting property owners who renovate or construct new buildings. Under this program, the other government designated areas to encourage revitalization of the existing housing stock and the development of new structures. Within the taxing districts of the District, Clark County has entered into such an agreement. Under this agreement, the School District’s property taxes were reduced by \$7,424. The District is not receiving any amounts from these other governments in association with the forgone property tax revenue.

NOTE 21 - LEASE-PURCHASE AGREEMENT

On December 5, 2017, the District entered into a \$2,025,000 lease-purchase agreement with Branch Banking and Trust Company (the “Lessor”) to help finance the construction of a new athletic facility and practice fields. The source of revenue to fund the principal and interest payments will be derived from permanent improvement revenues of the District.

Lease-purchase payments are reported as function expenditures on a budgetary basis. However, on a GAAP basis, these payments have been reclassified and are reported as debt service expenditures in the building fund (a nonmajor governmental fund). During fiscal year 2018, the District did not make any principal and interest payments on the lease-purchase agreement.

A liability in the amount of the present value of minimum lease payments has been recorded on the statement of net position. Capital assets consisting of construction in progress have been capitalized. At June 30, 2018, capital assets in the amount of \$2,256,161 have been recorded as construction in progress. Of the construction in progress, \$2,025,000 was financed through the lease purchase obligation.

The following is a schedule of the future minimum lease payments required under the lease-purchase agreement and the present value of the future minimum lease payments as of June 30, 2018:

<u>Fiscal Year Ending June 30,</u>	<u>Amount</u>
2019	\$ 416,184
2020	169,909
2021	166,646
2022	168,320
2023	169,869
2024-2028	868,184
2029-2030	<u>353,722</u>
Total minimum lease payments	2,312,834
Less: amount representing interest	<u>(287,834)</u>
Total	<u>\$ 2,025,000</u>

THIS PAGE IS INTENTIONALLY LEFT BLANK

REQUIRED SUPPLEMENTARY INFORMATION

**NORTHWESTERN LOCAL SCHOOL DISTRICT
CLARK COUNTY, OHIO**

SCHEDULES OF REQUIRED SUPPLEMENTARY INFORMATION

SCHEDULE OF THE DISTRICT'S PROPORTIONATE SHARE OF
THE NET PENSION LIABILITY
SCHOOL EMPLOYEES RETIREMENT SYSTEM (SERS) OF OHIO

LAST FIVE FISCAL YEARS

	<u>2018</u>	<u>2017</u>	<u>2016</u>	<u>2015</u>	<u>2014</u>
District's proportion of the net pension liability	0.06914430%	0.06437350%	0.06465960%	0.06688600%	0.06688600%
District's proportionate share of the net pension liability	\$ 4,131,219	\$ 4,711,546	\$ 3,689,539	\$ 3,385,062	\$ 3,977,496
District's covered payroll	\$ 2,346,943	\$ 2,075,021	\$ 1,946,593	\$ 1,943,579	\$ 1,947,312
District's proportionate share of the net pension liability as a percentage of its covered payroll	176.03%	227.06%	189.54%	174.17%	204.26%
Plan fiduciary net position as a percentage of the total pension liability	69.50%	62.98%	69.16%	71.70%	65.52%

Note: Information prior to 2014 was unavailable. Schedule is intended to show information for 10 years. Additional years will be displayed as they become available.

Amounts presented for each fiscal year were determined as of the District's measurement date which is the prior year-end.

SEE ACCOMPANYING NOTES TO THE REQUIRED SUPPLEMENTARY INFORMATION

**NORTHWESTERN LOCAL SCHOOL DISTRICT
CLARK COUNTY, OHIO**

SCHEDULES OF REQUIRED SUPPLEMENTARY INFORMATION

SCHEDULE OF THE DISTRICT'S PROPORTIONATE SHARE OF
THE NET PENSION LIABILITY
STATE TEACHERS RETIREMENT SYSTEM (STRS) OF OHIO

LAST FIVE FISCAL YEARS

	<u>2018</u>	<u>2017</u>	<u>2016</u>	<u>2015</u>	<u>2014</u>
District's proportion of the net pension liability	0.06519319%	0.06710035%	0.06480161%	0.06545559%	0.06545559%
District's proportionate share of the net pension liability	\$ 15,486,782	\$ 22,460,510	\$ 17,909,270	\$ 15,921,065	\$ 18,965,068
District's covered payroll	\$ 7,260,107	\$ 7,114,214	\$ 6,760,964	\$ 6,687,754	\$ 6,701,808
District's proportionate share of the net pension liability as a percentage of its covered payroll	213.31%	315.71%	264.89%	238.06%	282.98%
Plan fiduciary net position as a percentage of the total pension liability	75.30%	66.80%	72.10%	74.70%	69.30%

Note: Information prior to 2014 was unavailable. Schedule is intended to show information for 10 years. Additional years will be displayed as they become available.

Amounts presented for each fiscal year were determined as of the District's measurement date which is the prior year-end.

SEE ACCOMPANYING NOTES TO THE REQUIRED SUPPLEMENTARY INFORMATION

**NORTHWESTERN LOCAL SCHOOL DISTRICT
CLARK COUNTY, OHIO**

SCHEDULES OF REQUIRED SUPPLEMENTARY INFORMATION

SCHEDULE OF DISTRICT PENSION CONTRIBUTIONS
SCHOOL EMPLOYEES RETIREMENT SYSTEM (SERS) OF OHIO

LAST TEN FISCAL YEARS

	<u>2018</u>	<u>2017</u>	<u>2016</u>	<u>2015</u>
Contractually required contribution	\$ 328,464	\$ 328,572	\$ 290,503	\$ 256,561
Contributions in relation to the contractually required contribution	<u>(328,464)</u>	<u>(328,572)</u>	<u>(290,503)</u>	<u>(256,561)</u>
Contribution deficiency (excess)	<u>\$ -</u>	<u>\$ -</u>	<u>\$ -</u>	<u>\$ -</u>
District's covered payroll	\$ 2,433,067	\$ 2,346,943	\$ 2,075,021	\$ 1,946,593
Contributions as a percentage of covered payroll	13.50%	14.00%	14.00%	13.18%

SEE ACCOMPANYING NOTES TO THE REQUIRED SUPPLEMENTARY INFORMATION

<u>2014</u>	<u>2013</u>	<u>2012</u>	<u>2011</u>	<u>2010</u>	<u>2009</u>
\$ 269,380	\$ 269,508	\$ 341,123	\$ 261,032	\$ 346,598	\$ 210,247
<u>(269,380)</u>	<u>(269,508)</u>	<u>(341,123)</u>	<u>(261,032)</u>	<u>(346,598)</u>	<u>(210,247)</u>
<u>\$ -</u>	<u>\$ -</u>	<u>\$ -</u>	<u>\$ -</u>	<u>\$ -</u>	<u>\$ -</u>
\$ 1,943,579	\$ 1,947,312	\$ 2,536,230	\$ 2,076,627	\$ 2,559,808	\$ 2,136,657
13.86%	13.84%	13.45%	12.57%	13.54%	9.84%

**NORTHWESTERN LOCAL SCHOOL DISTRICT
CLARK COUNTY, OHIO**

SCHEDULES OF REQUIRED SUPPLEMENTARY INFORMATION

SCHEDULE OF DISTRICT PENSION CONTRIBUTIONS
STATE TEACHERS RETIREMENT SYSTEM (STRS) OF OHIO

LAST TEN FISCAL YEARS

	<u>2018</u>	<u>2017</u>	<u>2016</u>	<u>2015</u>
Contractually required contribution	\$ 1,059,833	\$ 1,016,415	\$ 995,990	\$ 946,535
Contributions in relation to the contractually required contribution	<u>(1,059,833)</u>	<u>(1,016,415)</u>	<u>(995,990)</u>	<u>(946,535)</u>
Contribution deficiency (excess)	<u>\$ -</u>	<u>\$ -</u>	<u>\$ -</u>	<u>\$ -</u>
District's covered payroll	\$ 7,570,236	\$ 7,260,107	\$ 7,114,214	\$ 6,760,964
Contributions as a percentage of covered payroll	14.00%	14.00%	14.00%	14.00%

SEE ACCOMPANYING NOTES TO THE REQUIRED SUPPLEMENTARY INFORMATION

<u>2014</u>	<u>2013</u>	<u>2012</u>	<u>2011</u>	<u>2010</u>	<u>2009</u>
\$ 869,408	\$ 871,235	\$ 917,548	\$ 882,244	\$ 919,652	\$ 893,140
<u>(869,408)</u>	<u>(871,235)</u>	<u>(917,548)</u>	<u>(882,244)</u>	<u>(919,652)</u>	<u>(893,140)</u>
<u>\$ -</u>	<u>\$ -</u>	<u>\$ -</u>	<u>\$ -</u>	<u>\$ -</u>	<u>\$ -</u>
\$ 6,687,754	\$ 6,701,808	\$ 7,058,062	\$ 6,786,492	\$ 7,074,246	\$ 6,870,308
13.00%	13.00%	13.00%	13.00%	13.00%	13.00%

**NORTHWESTERN LOCAL SCHOOL DISTRICT
CLARK COUNTY, OHIO**

SCHEDULES OF REQUIRED SUPPLEMENTARY INFORMATION

SCHEDULE OF THE DISTRICT'S PROPORTIONATE SHARE OF
THE NET OPEB LIABILITY
SCHOOL EMPLOYEES RETIREMENT SYSTEM (SERS) OF OHIO

LAST TWO FISCAL YEARS

	2018	2017
District's proportion of the net OPEB liability	0.07023220%	0.06533542%
District's proportionate share of the net OPEB liability	\$ 1,884,848	\$ 1,862,301
District's covered payroll	\$ 2,346,943	\$ 2,075,021
District's proportionate share of the net OPEB liability as a percentage of its covered payroll	80.31%	89.75%
Plan fiduciary net position as a percentage of the total OPEB liability	12.46%	11.49%

Note: Information prior to 2017 was unavailable. Schedule is intended to show information for 10 years. Additional years will be displayed as they become available.

Amounts presented for each fiscal year were determined as of the District's measurement date which is the prior year-end.

SEE ACCOMPANYING NOTES TO THE REQUIRED SUPPLEMENTARY INFORMATION

**NORTHWESTERN LOCAL SCHOOL DISTRICT
CLARK COUNTY, OHIO**

SCHEDULES OF REQUIRED SUPPLEMENTARY INFORMATION

SCHEDULE OF THE DISTRICT'S PROPORTIONATE SHARE OF
THE NET OPEB LIABILITY
STATE TEACHERS RETIREMENT SYSTEM (STRS) OF OHIO

LAST TWO FISCAL YEARS

	2018	2017
District's proportion of the net OPEB liability	0.06519319%	0.06710035%
District's proportionate share of the net OPEB liability	\$ 2,543,598	\$ 3,588,544
District's covered payroll	\$ 7,260,107	\$ 7,114,214
District's proportionate share of the net OPEB liability as a percentage of its covered payroll	35.04%	50.44%
Plan fiduciary net position as a percentage of the total OPEB liability	47.10%	37.33%

Note: Information prior to 2017 was unavailable. Schedule is intended to show information for 10 years. Additional years will be displayed as they become available.

Amounts presented for each fiscal year were determined as of the District's measurement date which is the prior year-end.

SEE ACCOMPANYING NOTES TO THE REQUIRED SUPPLEMENTARY INFORMATION

**NORTHWESTERN LOCAL SCHOOL DISTRICT
CLARK COUNTY, OHIO**

SCHEDULES OF REQUIRED SUPPLEMENTARY INFORMATION

SCHEDULE OF DISTRICT OPEB CONTRIBUTIONS
SCHOOL EMPLOYEES RETIREMENT SYSTEM (SERS) OF OHIO

LAST TEN FISCAL YEARS

	<u>2018</u>	<u>2017</u>	<u>2016</u>	<u>2015</u>
Contractually required contribution	\$ 51,219	\$ 38,587	\$ 33,489	\$ 50,201
Contributions in relation to the contractually required contribution	<u>(51,219)</u>	<u>(38,587)</u>	<u>(33,489)</u>	<u>(50,201)</u>
Contribution deficiency (excess)	<u>\$ -</u>	<u>\$ -</u>	<u>\$ -</u>	<u>\$ -</u>
District's covered payroll	\$ 2,433,067	\$ 2,346,943	\$ 2,075,021	\$ 1,946,593
Contributions as a percentage of covered payroll	2.11%	1.64%	1.61%	2.58%

SEE ACCOMPANYING NOTES TO THE REQUIRED SUPPLEMENTARY INFORMATION

<u>2014</u>	<u>2013</u>	<u>2012</u>	<u>2011</u>	<u>2010</u>	<u>2009</u>
\$ 36,952	\$ 37,154	\$ 43,600	\$ 60,349	\$ 11,775	\$ 88,885
<u>(36,952)</u>	<u>(37,154)</u>	<u>(43,600)</u>	<u>(60,349)</u>	<u>(11,775)</u>	<u>(88,885)</u>
<u>\$ -</u>	<u>\$ -</u>	<u>\$ -</u>	<u>\$ -</u>	<u>\$ -</u>	<u>\$ -</u>
\$ 1,943,579	\$ 1,947,312	\$ 2,536,230	\$ 2,076,627	\$ 2,559,808	\$ 2,136,657
1.90%	1.91%	1.72%	2.91%	0.46%	4.16%

**NORTHWESTERN LOCAL SCHOOL DISTRICT
CLARK COUNTY, OHIO**

SCHEDULES OF REQUIRED SUPPLEMENTARY INFORMATION

SCHEDULE OF DISTRICT OPEB CONTRIBUTIONS
STATE TEACHERS RETIREMENT SYSTEM (STRS) OF OHIO

LAST TEN FISCAL YEARS

	2018	2017	2016	2015
Contractually required contribution	\$ -	\$ -	\$ -	\$ -
Contributions in relation to the contractually required contribution	-	-	-	-
Contribution deficiency (excess)	\$ -	\$ -	\$ -	\$ -
District's covered payroll	\$ 7,570,236	\$ 7,260,107	\$ 7,114,214	\$ 6,760,964
Contributions as a percentage of covered payroll	0.00%	0.00%	0.00%	0.00%

SEE ACCOMPANYING NOTES TO THE REQUIRED SUPPLEMENTARY INFORMATION

<u>2014</u>	<u>2013</u>	<u>2012</u>	<u>2011</u>	<u>2010</u>	<u>2009</u>
\$ 67,934	\$ 67,018	\$ 70,581	\$ 67,865	\$ 70,742	\$ 68,703
<u>(67,934)</u>	<u>(67,018)</u>	<u>(70,581)</u>	<u>(67,865)</u>	<u>(70,742)</u>	<u>(68,703)</u>
<u>\$ -</u>	<u>\$ -</u>	<u>\$ -</u>	<u>\$ -</u>	<u>\$ -</u>	<u>\$ -</u>
\$ 6,687,754	\$ 6,701,808	\$ 7,058,062	\$ 6,786,492	\$ 7,074,246	\$ 6,870,308
1.00%	1.00%	1.00%	1.00%	1.00%	1.00%

**NORTHWESTERN LOCAL SCHOOL DISTRICT
CLARK COUNTY, OHIO**

NOTES TO REQUIRED SUPPLEMENTARY INFORMATION
FOR THE FISCAL YEAR ENDED JUNE 30, 2018

PENSION

SCHOOL EMPLOYEES RETIREMENT SYSTEM (SERS) OF OHIO

Changes in benefit terms: There were no changes in benefit terms from the amounts reported for fiscal years 2014-2017. For fiscal year 2018, SERS changed from a fixed 3% annual increase to a Cost of Living Adjustment (COLA) based on the change in the Consumer Price Index (CPI-W), with a cap of 2.5% and a floor of 0%.

Changes in assumptions: There were no changes in methods and assumptions used in the calculation of actuarial determined contributions for fiscal years 2014-2016. For fiscal year 2017, the following changes of assumptions affected the total pension liability since the prior measurement date: (a) the assumed rate of inflation was reduced from 3.25% to 3.00%, (b) payroll growth assumption was reduced from 4.00% to 3.50%, (c) assumed real wage growth was reduced from 0.75% to 0.50%, (d) Rates of withdrawal, retirement and disability were updated to reflect recent experience, (e) mortality among active members was updated to RP-2014 Blue Collar Mortality Table with fully generational projection and a five year age set-back for both males and females, (f) mortality among service retired members, and beneficiaries was updated to the following RP-2014 Blue Collar Mortality Table with fully generational projection with Scale BB, 120% of male rates, and 110% of female rates, (g) mortality among disabled members was updated to RP-2000 Disabled Mortality Table, 90% for male rates and 100% for female rates, set back five years is used for the period after disability retirement and (h) the discount rate was reduced from 7.75% to 7.50%. There were no changes in methods and assumptions used in the calculation of actuarial determined contributions for fiscal year 2018.

STATE TEACHERS RETIREMENT SYSTEM (STRS) OF OHIO

Changes in benefit terms: There were no changes in benefit terms from the amounts reported for fiscal years 2014-2017. For fiscal year 2018, STRS decreased the Cost of Living Adjustment (COLA) to zero.

Changes in assumptions: There were no changes in methods and assumptions used in the calculation of actuarial determined contributions for fiscal years 2014-2017. For fiscal year 2018, the following changes of assumption affected the total pension liability since the prior measurement date: (a) the long term expected rate of return was reduced from 7.75% to 7.45%, (b) the inflation assumption was lowered from 2.75% to 2.50%, (c) the payroll growth assumption was lowered to 3.00%, (d) total salary increases rate was lowered by decreasing the merit component of the individual salary increases, in addition to a decrease of 0.25% due to lower inflation (e) the healthy and disabled mortality assumptions were updated to the RP-2014 mortality tables with generational improvement scale MP-2016 and (f) rates of retirement, termination and disability were modified to better reflect anticipated future experience.

(Continued)

**NORTHWESTERN LOCAL SCHOOL DISTRICT
CLARK COUNTY, OHIO**

NOTES TO REQUIRED SUPPLEMENTARY INFORMATION (CONTINUED)
FOR THE FISCAL YEAR ENDED JUNE 30, 2018

OTHER POSTEMPLOYMENT BENEFITS (OPEB)

SCHOOL EMPLOYEES RETIREMENT SYSTEM (SERS) OF OHIO

Changes in benefit terms: There were no changes in benefit terms from the amounts reported for fiscal years 2017-2018.

Changes in assumptions: There were no changes in methods and assumptions used in the calculation of actuarial determined contributions for fiscal years 2017. For fiscal year 2018, the following changes of assumptions affected the total OPEB liability since the prior measurement date: (a) assumed rate of inflation was reduced from 3.25% to 3.00%, (b) payroll growth assumption was reduced from 4.00% to 3.50%, (c) assumed real wage growth was reduced from 0.75% to 0.50%, (d) rates of withdrawal, retirement, and disability were updated to reflect recent experience, (e) mortality among active members was updated to the following: RP-2014 Blue Collar Mortality Table with fully generational projection and a five-year age set-back for both males and females, (f) mortality among service retired members, and beneficiaries was updated to the following: RP-2014 Blue Collar Mortality Table with fully generational projection with Scale BB, 120% of male rates, and 110% of female rates, (g) mortality among disabled members was updated to the following: RP-2000 Disabled Mortality Table, 90% for male rates and 100% for female rates, set back five years is used for the period after disability retirement.

STATE TEACHERS RETIREMENT SYSTEM (STRS) OF OHIO

Changes in benefit terms: There were no changes in benefit terms from the amounts reported for fiscal year 2017. For fiscal year 2018, STRS reduced the subsidy multiplier for non-Medicare benefit recipients from 2.1% to 1.9% per year of service. Medicare Part B premium reimbursements were discontinued for certain survivors and beneficiaries and all remaining Medicare Part B premium reimbursements will be discontinued beginning January 2019.

Changes in assumptions: There were no changes in methods and assumptions used in the calculation of actuarial determined contributions for fiscal year 2017. For fiscal year 2018, the following changes of assumption affected the total OPEB liability since the prior measurement date: (a) the discount rate was increased from 3.26% to 4.13% based on the methodology defined under GASB Statement No. 74, Financial Reporting for Postemployment Benefit Plans Other Than Pension Plans (OPEB), (b) the long term expected rate of return was reduced from 7.75% to 7.45%, (c) valuation year per capita health care costs were updated, and the salary scale was modified, (d) the percentage of future retirees electing each option was updated based on current data and the percentage of future disabled retirees and terminated vested participants electing health coverage were decreased and (e) the assumed mortality, disability, retirement, withdrawal and future health care cost trend rates were modified along with the portion of rebated prescription drug costs.

This page intentionally left blank.

Northwestern Local School District
Schedule of Expenditures of Federal Awards
For the Fiscal Year Ended June 30, 2018

<u>Federal Grantor/Program Title</u>	<u>Federal CFDA Number</u>	<u>Pass Through Identifying Number</u>	<u>Federal Receipts</u>	<u>Federal Expenditures</u>
<u>U.S. DEPARTMENT OF AGRICULTURE</u>				
<i>Passed Through Ohio Department of Education</i>				
<i>Child Nutrition Cluster:</i>				
School Breakfast Program	10.553	N/A	\$ 57,148	\$ 57,148
National School Lunch Program	10.555	N/A	<u>267,414</u>	<u>267,414</u>
<i>Total Child Nutrition Cluster</i>			<u>324,562</u>	<u>324,562</u>
Total U.S. Department of Agriculture			<u>324,562</u>	<u>324,562</u>
<u>U.S. DEPARTMENT OF EDUCATION</u>				
<i>Passed Through Ohio Department of Education</i>				
Title I, Part A Grants to Local Education Agencies	84.010	S010A150035	268,411	278,411
<i>Special Education Cluster:</i>				
Special Education - Grants to States	84.027	H027A150111	356,075	356,075
Special Education - Preschool Grants	84.173	N/A	<u>13,014</u>	<u>13,014</u>
<i>Special Education Cluster Total</i>			369,089	369,089
Supporting Effective Instruction State Grants	84.367	S367A150034	49,643	49,643
Student Support and Academic Enrichment	84.424	S424A180036	<u>10,000</u>	<u>10,000</u>
Total U.S. Department of Education			<u>697,143</u>	<u>707,143</u>
TOTAL FEDERAL AWARD EXPENDITURES			<u>\$ 1,021,705</u>	<u>\$ 1,031,705</u>

See accompanying notes to the Schedule of Expenditures of Federal Awards

Northwestern Local School District
Notes to the Schedule of Expenditures of Federal Awards
For the Year Ended June 30, 2018

NOTE 1 – BASIS OF PRESENTATION

The accompanying Schedule of Expenditures of Federal Awards (the Schedule) includes the federal award activity of the Northwestern Local School District under programs of the federal government for the year ended June 30, 2018. The information on this Schedule is prepared in accordance with the requirements of Title 2 *U.S. Code of Federal Regulations Part 200, Uniform Administrative Requirements, Cost Principles, and Audit Requirements for Federal Awards* (Uniform Guidance). Because the Schedule presents only a selected portion of the operations of the District, it is not intended to and does not present the financial position, changes in net position, or cash flows of the District.

NOTE 2 – SUMMARY OF SIGNIFICANT ACCOUNTING POLICIES

Expenditures reported on the Schedule are reported on the cash basis of accounting. Such expenditures are recognized following the cost principles contained in Title 2 *U.S. Code of Federal Regulations Part 200, Uniform Administrative Requirements, Cost Principles, and Audit Requirements for Federal Awards*, wherein certain types of expenditures may or may not be allowable or may be limited as to reimbursement. The District has elected not to use the 10-percent de minimis indirect cost rate as allowed under the Uniform Guidance.

NOTE 3 – U.S. DEPARTMENT OF AGRICULTURE PROGRAMS

Cash receipts from the U.S. Department of Agriculture are commingled with State grants. It is assumed federal monies are expended first. At June 30, 2018, the District had no significant food commodities in inventory.

NOTE 4 – MATCHING REQUIREMENTS

Certain federal programs require the District to contribute non-federal funds (matching funds) to support federally-funded programs. The District has complied with the matching requirements. The expenditure of non-federal (matching) funds is not included on the Schedule.

**INDEPENDENT AUDITORS' REPORT ON INTERNAL CONTROL OVER
FINANCIAL REPORTING AND ON COMPLIANCE AND OTHER MATTERS
BASED ON AN AUDIT OF FINANCIAL STATEMENTS PERFORMED IN
ACCORDANCE WITH GOVERNMENT AUDITING STANDARDS**

Board of Education
Northwestern Local School District
5610 Troy Road
Springfield, Ohio 45502

We have audited, in accordance with the auditing standards generally accepted in the United States of America and the standards applicable to financial audits contained *Government Auditing Standards* issued by the Comptroller General of the United States, the financial statements of the governmental activities, each major fund, and the aggregate remaining fund information of the Northwestern Local School District (the District), as of and for the year ended June 30, 2018, and the related notes to the financial statements, which collectively comprise the District's basic financial statements, and have issued our report thereon dated December 19, 2018, wherein we noted the District adopted the provisions of GASB Statement No. 75 for the year ended June 30, 2018.

Internal Control Over Financial Reporting

In planning and performing our audit of the financial statements, we considered the District's internal control over financial reporting (internal control) to determine the audit procedures that are appropriate in the circumstances for the purpose of expressing our opinions on the financial statements, but not for the purpose of expressing an opinion on the effectiveness of the District's internal control. Accordingly, we do not express an opinion on the effectiveness of the District's internal control.

A deficiency in internal control exists when the design or operation of a control does not allow management or employees, in the normal course of performing their assigned functions, to prevent, or detect and correct, misstatements on a timely basis. A material weakness is a deficiency, or a combination of deficiencies, in internal control, such that there is a reasonable possibility that a material misstatement of the entity's financial statements will not be prevented or detected and corrected on a timely basis. A significant deficiency is a deficiency, or a combination of deficiencies, in internal control that is less severe than a material weakness, yet important enough to merit attention by those charged with governance.

Our consideration of internal control was for the limited purpose described in the first paragraph of this section and was not designed to identify all deficiencies in internal control that might be material weaknesses or significant deficiencies. Given these limitations, during our audit we did not identify any deficiencies in internal control that we consider to be material weaknesses. However, material weaknesses may exist that have not been identified.

Compliance and Other Matters

As part of obtaining reasonable assurance about whether the District's financial statements are free from material misstatement, we performed tests of its compliance with certain provisions of laws, regulations, contracts, and grant agreements, noncompliance with which could have a direct and material effect on the determination of financial statement amounts. However, providing an opinion on compliance with those provisions was not an objective of our audit, and accordingly, we do not express such an opinion. The results of our tests disclosed no instances of noncompliance or other matters that are required to be reported under *Government Auditing Standards*.

Purpose of this Report

The purpose of this report is solely to describe the scope of our testing of internal control and compliance and the results of that testing, and not to provide an opinion on the effectiveness of the District's internal control or on compliance. This report is an integral part of an audit performed in accordance with *Government Auditing Standards* in considering the District's internal control and compliance. Accordingly, this communication is not suitable for any other purpose.

Clark, Schaefer, Hackett & Co.

Springfield, Ohio
December 19, 2018

INDEPENDENT AUDITORS' REPORT ON COMPLIANCE FOR EACH MAJOR FEDERAL PROGRAM AND ON INTERNAL CONTROL OVER COMPLIANCE REQUIRED BY THE UNIFORM GUIDANCE

Board of Education
Northwestern Local School District
5610 Troy Road
Springfield, Ohio 45502

Report on Compliance for Each Major Federal Program

We have audited the Northwestern Local School District's (the District) compliance with the types of compliance requirements described in the OMB Compliance Supplement that could have a direct and material effect on each of the District's major federal programs for the year ended June 30, 2018. The District's major federal programs are identified in the summary of auditor's results section of the accompanying schedule of findings and questioned costs.

Management's Responsibility

Management is responsible for compliance with federal statutes, regulations, and the terms and conditions of its federal awards applicable to its federal programs.

Auditors' Responsibility

Our responsibility is to express an opinion on compliance for each of the District's major federal programs based on our audit of the types of compliance requirements referred to above. We conducted our audit of compliance in accordance with auditing standards generally accepted in the United States of America; the standards applicable to financial audits contained in *Government Auditing Standards*, issued by the Comptroller General of the United States; and the audit requirements of Title 2 *U.S. Code of Federal Regulations Part 200, Uniform Administrative Requirements, Cost Principles, and Audit Requirements for Federal Awards* (Uniform Guidance). Those standards and the Uniform Guidance require that we plan and perform the audit to obtain reasonable assurance about whether noncompliance with the types of compliance requirements referred to above that could have a direct and material effect on a major federal program occurred. An audit includes examining, on a test basis, evidence about the District's compliance with those requirements and performing such other procedures as we considered necessary in the circumstances.

We believe that our audit provides a reasonable basis for our opinion on compliance for each major federal program. However, our audit does not provide a legal determination of the District's compliance.

Opinion on Each Major Federal Program

In our opinion, the District complied, in all material respects, with the types of compliance requirements referred to above that could have a direct and material effect on each of its major federal programs for the year ended June 30, 2018.

Report on Internal Control Over Compliance

Management of the District is responsible for establishing and maintaining effective internal control over compliance with the types of compliance requirements referred to above. In planning and performing our audit of compliance, we considered the District's internal control over compliance with the types of requirements that could have a direct and material effect on each major federal program to determine the auditing procedures that are appropriate in the circumstances for the purpose of expressing an opinion on compliance for each major federal program and to test and report on internal control over compliance in accordance with the Uniform Guidance, but not for the purpose of expressing an opinion on the effectiveness of internal control over compliance. Accordingly, we do not express an opinion on the effectiveness of the District's internal control over compliance.

A deficiency in internal control over compliance exists when the design or operation of a control over compliance does not allow management or employees, in the normal course of performing their assigned functions, to prevent, or detect and correct, noncompliance with a type of compliance requirement of a federal program on a timely basis. A material weakness in internal control over compliance is a deficiency, or a combination of deficiencies, in internal control over compliance, such that there is a reasonable possibility that material noncompliance with a type of compliance requirement of a federal program will not be prevented, or detected and corrected, on a timely basis. A significant deficiency in internal control over compliance is a deficiency, or a combination of deficiencies, in internal control over compliance with a type of compliance requirement of a federal program that is less severe than a material weakness in internal control over compliance, yet important enough to merit attention by those charged with governance.

Our consideration of internal control over compliance was for the limited purpose described in the first paragraph of this section and was not designed to identify all deficiencies in internal control over compliance that might be material weaknesses or significant deficiencies. We did not identify any deficiencies in internal control over compliance that we consider to be material weaknesses. However, material weaknesses may exist that have not been identified.

The purpose of this report on internal control over compliance is solely to describe the scope of our testing of internal control over compliance and the results of that testing based on the requirements of the Uniform Guidance. Accordingly, this report is not suitable for any other purpose.

Clark, Schaefer, Hackett & Co.

Springfield, Ohio
December 19, 2018

Section I – Summary of Auditors’ Results

Financial Statements

Type of auditors’ report issued:	Unmodified
Internal control over financial reporting:	
• Material weakness(es) identified?	None noted
• Significant deficiency(ies) identified not considered to be material weakness(es)?	None noted
Noncompliance material to financial statements noted?	None noted

Federal Awards

Internal control over major programs:	
• Material weakness(es) identified?	None noted
• Significant deficiency(ies) identified not considered to be material weakness(es)?	None noted
Type of auditors’ report issued on compliance for major programs:	Unmodified
Any audit findings that are required to be reported in accordance with 2 CFR 200.516(a)?	None noted
Identification of major programs:	
<i>Nutrition Cluster:</i>	
School Breakfast Program – CFDA #10.553	
National School Lunch Program – CFDA #10.555	
Dollar threshold to distinguish between Type A and Type B programs:	\$750,000
Auditee qualified as low-risk auditee?	Yes

Section II – Financial Statement Findings

None noted.

Section III – Federal Awards Findings and Questioned Costs

None noted.



OHIO AUDITOR OF STATE KEITH FABER



NORTHWESTERN LOCAL SCHOOL DISTRICT

CLARK COUNTY

CLERK'S CERTIFICATION

This is a true and correct copy of the report which is required to be filed in the Office of the Auditor of State pursuant to Section 117.26, Revised Code, and which is filed in Columbus, Ohio.

Susan Babbitt

CLERK OF THE BUREAU

**CERTIFIED
FEBRUARY 12, 2019**