



OHIO AUDITOR OF STATE
KEITH FABER



**DECA PREP
MONTGOMERY COUNTY
JUNE 30, 2019**

TABLE OF CONTENTS

TITLE	PAGE
Independent Auditor's Report	1
Prepared by Management:	
Management's Discussion and Analysis	5
Basic Financial Statements:	
Statement of Net Position	11
Statement Revenues, Expenses and Changes in Net Position.....	12
Statement of Cash Flows	13
Notes to the Basic Financial Statements	15
Required Supplementary Information:	
Schedule of the Academy's Proportionate Share of the Net Pension Liability School Employees Retirement System (SERS) of Ohio	42
Schedule of the Academy's Proportionate Share of the Net Pension Liability State Teachers Retirement System (STRS) of Ohio	44
Schedule of Academy Pension Contributions School Employees Retirement System (SERS) of Ohio.....	46
Schedule of Academy Pension Contributions State Teachers Retirement System (STRS) of Ohio	48
Schedule of the Academy's Proportionate Share of the Net OPEB Liability School Employees Retirement System (SERS) of Ohio.....	50
Schedule of the Academy's Proportionate Share of the Net OPEB Liability/Asset State Teachers Retirement System (STRS) of Ohio	51
Schedule of Academy OPEB Contributions School Employees Retirement System SERS) of Ohio.....	52
Schedule of Academy OPEB Contributions State Teachers Retirement System (STRS) of Ohio	54
Notes to the Required Supplementary Information	56
Schedule of Expenditures of Federal Awards	59
Notes to the Schedule of Expenditures of Federal Awards.....	60
Independent Auditor's Report on Internal Control Over Financial Reporting and on Compliance and Other Matters Required by <i>Government Auditing Standards</i>	61

**DECA PREP
MONTGOMERY COUNTY
JUNE 30, 2019**

TABLE OF CONTENTS

TITLE	PAGE
Independent Auditor's Report on Compliance with Requirements Applicable to the Major Federal Program and on Internal Control Over Compliance Required by the Uniform Guidance.....	63
Schedule of Findings.....	65
Prepared by Management:	
Summary Schedule of Prior Audit Findings	67
Corrective Action Plan	68

OHIO AUDITOR OF STATE KEITH FABER



One First National Plaza
130 West Second Street, Suite 2040
Dayton, Ohio 45402-1502
(937) 285-6677 or (800) 443-9274
WestRegion@ohioauditor.gov

INDEPENDENT AUDITOR'S REPORT

DECA Prep
Montgomery County
200 Homewood Avenue
Dayton, Ohio 45405

To the Governing Board:

Report on the Financial Statements

We have audited the accompanying financial statements of DECA Prep, Montgomery County, Ohio (the Academy), as of and for the fiscal year ended June 30, 2019, and the related notes to the financial statements, which collectively comprise the Academy's basic financial statements as listed in the table of contents.

Management's Responsibility for the Financial Statements

Management is responsible for preparing and fairly presenting these financial statements in accordance with accounting principles generally accepted in the United States of America; this includes designing, implementing, and maintaining internal control relevant to preparing and fairly presenting financial statements that are free from material misstatement, whether due to fraud or error.

Auditor's Responsibility

Our responsibility is to opine on these financial statements based on our audit. We audited in accordance with auditing standards generally accepted in the United States of America and the financial audit standards in the Comptroller General of the United States' *Government Auditing Standards*. Those standards require us to plan and perform the audit to reasonably assure the financial statements are free from material misstatement.

An audit requires obtaining evidence about financial statement amounts and disclosures. The procedures selected depend on our judgment, including assessing the risks of material financial statement misstatement, whether due to fraud or error. In assessing those risks, we consider internal control relevant to the Academy's preparation and fair presentation of the financial statements in order to design audit procedures that are appropriate in the circumstances, but not to the extent needed to opine on the effectiveness of the Academy's internal control. Accordingly, we express no such opinion. An audit also includes evaluating the appropriateness of management's accounting policies and the reasonableness of their significant accounting estimates, as well as our evaluation of the overall financial statement presentation.

We believe the audit evidence we obtained is sufficient and appropriate to support our audit opinion.

Opinion

In our opinion, the financial statements referred to above present fairly, in all material respects, the financial position of DECA Prep, Montgomery County, Ohio, as of June 30, 2019, and the changes in its financial position and its cash flows for the fiscal year then ended in accordance with the accounting principles generally accepted in the United States of America.

Emphasis of Matter

As discussed in Note 18 to the financial statements, during 2020, the financial impact of COVID-19 and the ensuing emergency measures will impact subsequent periods of the Academy. We did not modify our opinion regarding this matter.

Other Matters

Required Supplementary Information

Accounting principles generally accepted in the United States of America require this presentation to include *management's discussion and analysis* and schedules of net pension and other post-employment benefit liabilities and pension and other post-employment benefit contributions listed in the table of contents, to supplement the basic financial statements. Although this information is not part of the basic financial statements, the Governmental Accounting Standards Board considers it essential for placing the basic financial statements in an appropriate operational, economic, or historical context. We applied certain limited procedures to the required supplementary information in accordance with auditing standards generally accepted in the United States of America, consisting of inquiries of management about the methods of preparing the information and comparing the information for consistency with management's responses to our inquiries, to the basic financial statements, and other knowledge we obtained during our audit of the basic financial statements. We do not opine or provide any assurance on the information because the limited procedures do not provide us with sufficient evidence to opine or provide any other assurance.

Supplementary and Other Information

Our audit was conducted to opine on the Academy's basic financial statements taken as a whole.

The Schedule of Expenditures of Federal Awards presents additional analysis as required by Title 2 U.S. Code of Federal Regulations (CFR) Part 200, Uniform Administrative Requirements, Cost Principles, and Audit Requirements for Federal Awards and is not a required part of the financial statements.

The schedule is management's responsibility, and derives from and relates directly to the underlying accounting and other records used to prepare the basic financial statements. We subjected this information to the auditing procedures we applied to the basic financial statements. We also applied certain additional procedures, including comparing and reconciling this information directly to the underlying accounting and other records used to prepare the basic financial statements or to the basic financial statements themselves in accordance with auditing standards generally accepted in the United States of America. In our opinion, this information is fairly stated in all material respects in relation to the basic financial statements taken as a whole.

Other Reporting Required by Government Auditing Standards

In accordance with *Government Auditing Standards*, we have also issued our report dated March 31, 2020, on our consideration of the Academy's internal control over financial reporting and our tests of its compliance with certain provisions of laws, regulations, contracts and grant agreements and other matters. That report describes the scope of our internal control testing over financial reporting and compliance, and the results of that testing, and does not opine on internal control over financial reporting or on compliance. That report is an integral part of an audit performed in accordance with *Government Auditing Standards* in considering the Academy's internal control over financial reporting and compliance.

A handwritten signature in black ink that reads "Keith Faber". The signature is written in a cursive, flowing style.

Keith Faber
Auditor of State
Columbus, Ohio

March 31, 2020

This page intentionally left blank.

**DECA PREP
MONTGOMERY COUNTY**

**MANAGEMENT'S DISCUSSION AND ANALYSIS
FOR THE FISCAL YEAR ENDED JUNE 30, 2019
(UNAUDITED)**

The management's discussion and analysis of the DECA Prep's (the "Academy") financial performance provides an overall review of the Academy's financial activities for the fiscal year ended June 30, 2019. The intent of this discussion and analysis is to look at the Academy's financial performance as a whole; readers should also review the notes to the basic financial statements and financial statements to enhance their understanding of the Academy's financial performance.

Financial Highlights

Key financial highlights for the fiscal year ended June 30, 2019 are as follows:

- In total, net position was (\$878,986) at June 30, 2019.
- The Academy had operating revenues of \$7,278,595, operating expenses of \$9,755,755, non-operating revenues and contributions and donations of \$2,038,091 and non-operating expenses of \$630,458 for the fiscal year ended June 30, 2019. Total change in net position for the fiscal year ended June 30, 2019 was a decrease of \$1,069,527.

Using these Basic Financial Statements

This annual report consists of a series of financial statements and notes to those statements. These statements are organized so the reader can understand the Academy's financial activities. The statement of net position and statement of revenues, expenses and changes in net position provide information about the activities of the Academy, including all short-term and long-term financial resources and obligations.

Reporting the Academy's Financial Activities

Statement of Net Position; Statement of Revenues, Expenses, and Changes in Net Position; and the Statement of Cash Flows

These statements look at all financial transactions and ask the question, "How did we do financially during 2019?" The statement of net position and statement of revenues, expenses and changes in net position answer this question. These statements include all assets, deferred outflows of resources, liabilities, deferred inflows of resources, revenues and expenses using the accrual basis of accounting similar to the accounting used by most private-sector companies. This basis of accounting will take into account all of the current year's revenues and expenses regardless of when cash is received or paid.

These two statements report the Academy's net position and changes in that position. This change in net position is important because it tells the reader that, for the Academy as a whole, the financial position of the Academy has improved or diminished. The causes of this change may be the result of many factors, some financial, some not. These statements can be found on pages 11 and 12 of this report.

The statement of cash flows provides information about how the Academy finances and meets the cash flow needs of its operations. The statement of cash flows can be found on page 13 of this report.

The notes provide additional information that is essential to a full understanding of the data provided in the financial statements. These notes to the basic financial statements can be found on pages 15-40 of this report.

In addition to the basic financial statements and accompanying notes, this report also presents certain required supplementary information concerning the Academy's net pension liability and net OPEB liability/asset. The required supplementary information can be found on pages 42-57 of this report.

The table below provides a summary of the Academy's net position at June 30, 2019 and June 30, 2018.

**DECA PREP
MONTGOMERY COUNTY**

MANAGEMENT'S DISCUSSION AND ANALYSIS
FOR THE FISCAL YEAR ENDED JUNE 30, 2019
(UNAUDITED)

	Net Position	
	<u>2019</u>	<u>2018</u>
<u>Assets</u>		
Current assets	\$ 2,257,986	\$ 2,384,446
Net OPEB asset	575,847	-
Capital assets, net	<u>4,746,216</u>	<u>3,368,513</u>
Total assets	<u>7,580,049</u>	<u>5,752,959</u>
<u>Deferred Outflows of Resources</u>	<u>6,722,084</u>	<u>8,112,960</u>
<u>Liabilities</u>		
Current liabilities	819,489	567,620
Non-current liabilities	<u>12,838,673</u>	<u>12,574,834</u>
Total liabilities	<u>13,658,162</u>	<u>13,142,454</u>
<u>Deferred Inflows of Resources</u>	<u>1,522,957</u>	<u>532,924</u>
<u>Net Position</u>		
Net investment in capital assets	1,877,536	2,349,638
Restricted	211,286	1,106,013
Unrestricted (deficit)	<u>(2,967,808)</u>	<u>(3,265,110)</u>
Total net position	<u>\$ (878,986)</u>	<u>\$ 190,541</u>

The net pension liability (NPL) is reported pursuant to GASB Statement 68, "Accounting and Financial Reporting for Pensions—an Amendment of GASB Statement 27" and the net OPEB liability/asset is reported pursuant to GASB Statement 75, "Accounting and Financial Reporting for Postemployment Benefits Other Than Pensions," which significantly revises accounting for costs and liabilities related to other postemployment benefits (OPEB). For reasons discussed below, many end users of this financial statement will gain a clearer understanding of the Academy's actual financial condition by adding deferred inflows related to pension and OPEB, the net pension liability and the net OPEB liability to the reported net position and subtracting deferred outflows related to pension and OPEB and net OPEB asset.

Governmental Accounting Standards Board standards are national and apply to all government financial reports prepared in accordance with generally accepted accounting principles. Prior accounting for pensions (GASB 27) and postemployment benefits (GASB 45) focused on a funding approach. This approach limited pension and OPEB costs to contributions annually required by law, which may or may not be sufficient to fully fund each plan's *net pension liability* or *net OPEB liability*. GASB 68 and GASB 75 take an earnings approach to pension and OPEB accounting; however, the nature of Ohio's statewide pension/OPEB plans and state law governing those systems requires additional explanation in order to properly understand the information presented in these statements.

**DECA PREP
MONTGOMERY COUNTY**

**MANAGEMENT'S DISCUSSION AND ANALYSIS
FOR THE FISCAL YEAR ENDED JUNE 30, 2019
(UNAUDITED)**

GASB 68 and GASB 75 require the net pension liability and the net OPEB liability/asset to equal the Academy's proportionate share of each plan's collective:

1. Present value of estimated future pension/OPEB benefits attributable to active and inactive employees' past service.
2. Minus plan assets available to pay these benefits.

GASB notes that pension and OPEB obligations, whether funded or unfunded, are part of the "employment exchange" – that is, the employee is trading his or her labor in exchange for wages, benefits, and the promise of a future pension and other postemployment benefits. GASB noted that the unfunded portion of this promise is a present obligation of the government, part of a bargained-for benefit to the employee, and should accordingly be reported by the government as a liability since they received the benefit of the exchange. However, the Academy is not responsible for certain key factors affecting the balance of these liabilities. In Ohio, the employee shares the obligation of funding pension benefits with the employer. Both employer and employee contribution rates are capped by State statute. A change in these caps requires action of both Houses of the General Assembly and approval of the Governor. Benefit provisions are also determined by State statute. The Ohio Revised Code permits, but does not require, the retirement systems to provide healthcare to eligible benefit recipients. The retirement systems may allocate a portion of the employer contributions to provide for these OPEB benefits.

The employee enters the employment exchange with the knowledge that the employer's promise is limited not by contract but by law. The employer enters the exchange also knowing that there is a specific, legal limit to its contribution to the retirement system. In Ohio, there is no legal means to enforce the unfunded liability of the pension/OPEB plan *as against the public employer*. State law operates to mitigate/lessen the moral obligation of the public employer to the employee, because all parties enter the employment exchange with notice as to the law. The retirement system is responsible for the administration of the pension and OPEB plans.

Most long-term liabilities have set repayment schedules or, in the case of compensated absences (i.e. sick and vacation leave), are satisfied through paid time-off or termination payments. There is no repayment schedule for the net pension liability or the net OPEB liability. As explained above, changes in benefits, contribution rates, and return on investments affect the balance of these liabilities but are outside the control of the local government. In the event that contributions, investment returns, and other changes are insufficient to keep up with required payments, State statute does not assign/identify the responsible party for the unfunded portion. Due to the unique nature of how the net pension liability and the net OPEB liability are satisfied, these liabilities are separately identified within the long-term liability section of the statement of net position.

In accordance with GASB 68 and GASB 75, the Academy's statements prepared on an accrual basis of accounting include an annual pension expense and an annual OPEB expense for their proportionate share of each plan's *change* in net pension liability and net OPEB liability, respectively, not accounted for as deferred inflows/outflows.

Over time, net position can serve as a useful indicator of a government's financial position. At June 30, 2019, the Academy's net position totaled (\$878,986).

At year-end, capital assets represented 62.61% of total assets. Capital assets consisted of land, buildings and improvements and equipment. Net investment in capital assets at June 30, 2019, was \$1,877,536. These capital assets are used to provide services to the students and are not available for future spending. Although the Academy's investment in capital assets is reported net of related debt, it should be noted that the resources to repay the debt must be provided from other sources, since capital assets may not be used to liquidate these liabilities.

**DECA PREP
MONTGOMERY COUNTY**

MANAGEMENT'S DISCUSSION AND ANALYSIS
FOR THE FISCAL YEAR ENDED JUNE 30, 2019
(UNAUDITED)

The table below shows the changes in net position for the fiscal year 2019 and 2018.

Change in Net Position

	<u>2019</u>	<u>2018</u>
<u>Operating revenues:</u>		
State foundation	\$ 7,148,303	\$ 6,982,702
Charges for services	42,747	45,280
Other	<u>87,545</u>	<u>128,578</u>
Total operating revenues	<u>7,278,595</u>	<u>7,156,560</u>
<u>Operating expenses:</u>		
Personnel services	7,402,932	4,170,619
Purchased services	1,606,986	1,894,433
Materials and supplies	198,921	256,843
Other operating expenses	386,377	89,887
Depreciation	<u>160,539</u>	<u>129,266</u>
Total operating expenses	<u>9,755,755</u>	<u>6,541,048</u>
<u>Non-operating revenues/(expenses):</u>		
Intermediate, state and federal grants	1,642,711	1,582,057
Interest revenue	4,903	2,981
Donations and contributions	390,477	266,912
Intergovernmental expense	(500,000)	(25,138)
Interest and fiscal charges	(106,246)	(85,668)
Note issuance costs	<u>(24,212)</u>	<u>-</u>
Total non-operating revenues/(expenses)	<u>1,407,633</u>	<u>1,741,144</u>
Change in net position	(1,069,527)	2,356,656
Net position at beginning of year	<u>190,541</u>	<u>(2,166,115)</u>
Net position at end of year	<u>\$ (878,986)</u>	<u>\$ 190,541</u>

Net position of the Academy decreased \$1,069,527 or 561.31%. Operating revenues increased \$122,035 or 1.71%. The majority of the increase was the result of an increase in State foundation revenue which was primarily due to an increase in students. Intermediate, State and Federal grants increased \$60,654 mainly due to an increase in Title I funding.

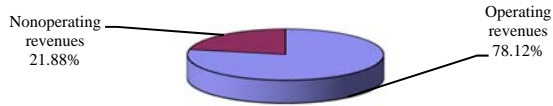
Operating expenses of the business-type activities increased \$3,214,707 or 49.15%. This increase is primarily the result of the increase in expenses related to net pension liability and net OPEB asset/liability.

**DECA PREP
MONTGOMERY COUNTY**

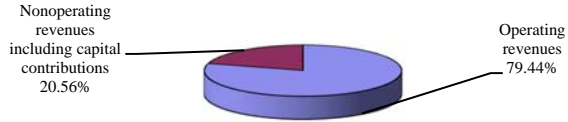
**MANAGEMENT'S DISCUSSION AND ANALYSIS
FOR THE FISCAL YEAR ENDED JUNE 30, 2019
(UNAUDITED)**

The graphs below illustrate the revenues and expenses for the Academy during the fiscal year 2019 and 2018.

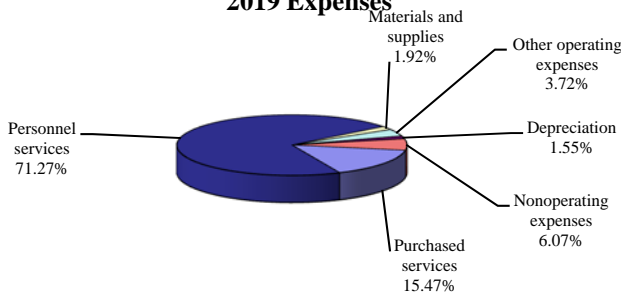
2019 Revenues



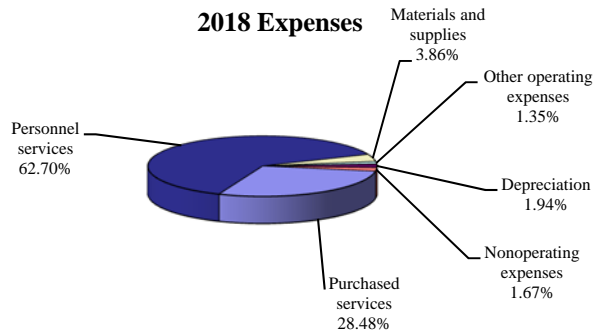
2018 Revenues



2019 Expenses



2018 Expenses



Capital Assets

At June 30, 2019, the Academy had \$4,746,216 invested in land, buildings and improvements and equipment. See Note 7 to the basic financial statements for more detail on capital assets. The following table shows June 30, 2019 balances compared to June 30, 2018.

**Capital Assets at June 30
(Net of Depreciation)**

	<u>2019</u>	<u>2018</u>
Land	\$ 117,851	\$ 52,685
Building and improvements	4,338,753	3,010,945
Equipment	<u>289,612</u>	<u>304,883</u>
Total	<u>\$ 4,746,216</u>	<u>\$ 3,368,513</u>

Debt Administration

At June 30, 2019, the Academy had \$2,868,680 in notes payable and capital leases outstanding. Of this total, \$188,472 is due in one year and \$2,680,208 is due in more than one year. See Notes 6 and 9 to the basic financial statements for more detail on debt.

Current Financial Related Activities

The Academy is sponsored by the Thomas B. Fordham Foundation. The Academy is reliant upon State Foundation monies and State and Federal Grants to offer quality, educational services to students.

**DECA PREP
MONTGOMERY COUNTY**

**MANAGEMENT'S DISCUSSION AND ANALYSIS
FOR THE FISCAL YEAR ENDED JUNE 30, 2019
(UNAUDITED)**

In order to continually provide learning opportunities to the Academy's students, the Academy will apply resources to best meet the needs of its students. It is the intent of the Academy to apply for other State and Federal funds that are made available to finance its operations.

Contacting the Academy's Financial Management

This financial report is designed to provide our clients and creditors with a general overview of the Academy's finances and to show the Academy's accountability for the money it receives. If you have questions about this report or need additional financial information contact Mr. Steven A. Hinshaw, PhD, Treasurer, DECA Prep, 200 Homewood Avenue, Dayton, Ohio 45405.

**DECA PREP
MONTGOMERY COUNTY**

STATEMENT OF NET POSITION
JUNE 30, 2019

Assets:

Current assets:

Equity in pooled cash and cash equivalents	\$ 1,970,628
Receivables:	
Intergovernmental.	261,305
Prepayments	<u>26,053</u>

Total current assets 2,257,986

Non-current assets:

Net OPEB asset	575,847
Capital assets:	
Non-depreciable capital assets	117,851
Depreciable capital assets, net	4,628,365
Total capital assets	<u>4,746,216</u>

Total non-current assets. 5,322,063

Total assets. 7,580,049

Deferred outflows of resources:

Pension	5,956,741
OPEB	<u>765,343</u>
Total deferred outflows of resources	<u>6,722,084</u>

Liabilities:

Current liabilities:

Accounts payable.	112,957
Accrued wages and benefits	297,296
Pension and postemployment benefits payable	43,428
Intergovernmental payable	177,336
Notes payable	127,650
Capital leases obligation.	<u>60,822</u>

Total current liabilities 819,489

Non-current liabilities:

Capital leases obligation.	138,027
Notes payable	2,542,181
Net pension liability	9,426,571
Net OPEB liability	<u>731,894</u>

Total non-current liabilities 12,838,673

Total liabilities 13,658,162

Deferred inflows of resources:

Pension	572,128
OPEB	<u>950,829</u>
Total deferred inflows of resources	<u>1,522,957</u>

Net position:

Net investment in capital assets 1,877,536

Restricted for:

Restricted for locally funded programs.	89,463
Restricted for state programs.	4,835
Restricted for federal programs	116,988

Unrestricted (deficit) (2,967,808)

Total net position. \$ (878,986)

SEE ACCOMPANYING NOTES TO THE BASIC FINANCIAL STATEMENTS

**DECA PREP
MONTGOMERY COUNTY**

STATEMENT OF REVENUES, EXPENSES AND
CHANGES IN NET POSITION
FOR THE FISCAL YEAR ENDED JUNE 30, 2019

Operating revenues:

State foundation	\$	7,148,303
Charges for services		42,747
Other		87,545
Total operating revenues		<u>7,278,595</u>

Operating expenses:

Personnel services		7,402,932
Purchased services		1,606,986
Materials and supplies		198,921
Other operating expenses		386,377
Depreciation		160,539
Total operating expenses		<u>9,755,755</u>

Operating loss		<u>(2,477,160)</u>
--------------------------	--	--------------------

Non-operating revenues (expenses):

Intermediate, state and federal grants		1,642,711
Interest revenue		4,903
Donations and contributions		390,477
Intergovernmental expense		(500,000)
Interest and fiscal charges		(106,246)
Note issuance costs		(24,212)
Total non-operating revenues (expenses)		<u>1,407,633</u>

Change in net position		(1,069,527)
----------------------------------	--	-------------

Net position at beginning of year		<u>190,541</u>
--	--	----------------

Net position at end of year	\$	<u><u>(878,986)</u></u>
--	----	-------------------------

SEE ACCOMPANYING NOTES TO THE BASIC FINANCIAL STATEMENTS

**DECA PREP
MONTGOMERY COUNTY**

STATEMENT OF CASH FLOWS
FOR THE FISCAL YEAR ENDED JUNE 30, 2019

Cash flows from operating activities:	
Cash received from foundation	\$ 7,335,499
Cash received from charges for services.	42,747
Cash received from other operations	107,514
Cash payments for personnel services	(6,395,454)
Cash payments for purchased services	(1,550,140)
Cash payments to suppliers for goods and supplies	(205,182)
Cash payments for other expenses	(401,608)
	<hr/>
Net cash used in operating activities	(1,066,624)
Cash flows from noncapital financing activities:	
Cash received from intermediate, State and federal grants	1,795,504
Cash received from donations and contributions	390,477
Cash used in intergovernmental expense	(500,000)
	<hr/>
Net cash provided by noncapital financing activities.	1,685,981
Cash flows from capital and related financing activities:	
Principal paid on capital leases	(62,610)
Principal paid on notes	(77,759)
Interest and fiscal charges.	(106,246)
Issuance of notes	1,282,500
Note issuance costs	(24,212)
Acquisition of capital assets	(1,538,242)
	<hr/>
Net cash provided by capital and related financing activities.	(526,569)
Cash flows from investing activities:	
Interest received	4,903
	<hr/>
Net cash provided by investing activities	4,903
Net change in cash and cash equivalents	97,691
Cash and cash equivalents at beginning of year	1,872,937
Cash and cash equivalents at end of year	<u>\$ 1,970,628</u>
Reconciliation of operating loss to net cash used in operating activities:	
Operating loss	\$ (2,477,160)
Adjustments:	
Depreciation	160,539
Changes in assets, deferred outflows of resources, liabilities and deferred inflows of resources:	
Accounts receivable	9,181
Intergovernmental receivable	24,343
Prepayments	19,834
Security deposits.	18,000
Net OPEB asset	(575,847)
Deferred outflows - Pension	1,447,529
Deferred outflows - OPEB	(56,653)
Accounts payable.	9,298
Accrued wages and benefits	4,022
Intergovernmental payable	173,668
Pension and postemployment benefits payable	(995)
Net pension liability	348,120
Net OPEB liability	(1,160,536)
Deferred inflows - Pension	255,638
Deferred inflows - OPEB	734,395
	<hr/>
Net cash used in operating activities	<u>\$ (1,066,624)</u>

Non-cash transactions:

During fiscal year 2019, the Academy received \$395,411 in non-operating grants, which was recognized as a receivable at June 30, 2018. A receivable in the amount of \$242,618 has been recorded for non-operating grants at June 30, 2019.

SEE ACCOMPANYING NOTES TO THE BASIC FINANCIAL STATEMENTS

This page intentionally left blank.

**DECA PREP
MONTGOMERY COUNTY**

**NOTES TO BASIC FINANCIAL STATEMENTS
FOR THE FISCAL YEAR ENDED JUNE 30, 2019**

NOTE 1 - DESCRIPTION OF THE ACADEMY

DECA Prep (the “Academy”) is a nonprofit corporation established pursuant to Ohio Revised Code Chapters 3314 and 1702. The Academy is an approved tax-exempt organization under Section 501(c)(3) of the Internal Revenue Code. Management is not aware of any course of action or series of events that have occurred that might adversely affect the Academy’s tax-exempt status. The Academy is a K-8 school in Dayton, Ohio, designed to immerse prospective first generation college students in a personalized, rigorous elementary curriculum to assure they will succeed in high school and college. The Academy was set up as a feeder school for the Dayton Early College Academy, a separate, independent community school. For fiscal year 2019, grades K-8 were in operation. Grades 7 and 8 were moved from Dayton Early College Academy (DECA) in fiscal year 2017. Fiscal year 2013 represented the first year of operation of the Academy as an independent charter school. The Academy, which is part of the State’s education program, is independent of any school district and is nonsectarian in its programs, admission policies, employment practices, and all other operations. The Academy may acquire facilities as needed and contract for any services necessary for the operation of the Academy.

The Academy was approved for operation under contract with the Thomas B. Fordham Foundation (the “Sponsor”) for a period of five years commencing July 1, 2012 and ending June 30, 2017. The Sponsorship agreement was extended for another five years commencing July 1, 2017 and ending June 30, 2022. The Sponsor is responsible for evaluating the Academy’s performance and has the authority to deny renewal of the contract at its expiration or terminate the contract prior to its expiration. The Academy operates under a self-appointing 12 member Governing Board (the “Board”). The Board is composed of a Chairman, Vice Chairman Parent Representative, nine Board members. The Academy’s Treasurer is a non-voting member of the Board. The Academy’s Code of Regulations specify that vacancies that arise on the Board are filled by the appointment of a successor trustee by a majority vote of the then existing trustees. The Board is responsible for carrying out the provisions of the contract with the Sponsor which includes, but is not limited to, State-mandated provisions regarding student population, curriculum, academic goals, performance standards, admission standards, and qualifications of teachers. The Board controls the Academy’s two instructional/support facilities staffed by 152 certified full-time teaching personnel and 68 non-certified employees who provide services to 903 students.

NOTE 2 - SUMMARY OF SIGNIFICANT ACCOUNTING POLICIES

The basic financial statements of the Academy have been prepared in conformity with accounting principles generally accepted in the United States of America (GAAP) as applied to governmental nonprofit organizations. The Governmental Accounting Standards Board (GASB) is the accepted standard-setting body for establishing governmental accounting and financial reporting principles.

The more significant of the Academy’s accounting policies are described below.

A. Basis of Presentation

Enterprise accounting is used to account for operations that are financed and operated in a manner similar to private business enterprises where the intent is that the costs (expenses, including depreciation) of providing goods or services to the general public on a continuing basis be financed or recovered primarily through user charges or where it has been decided that periodic determination of revenues earned, expenses incurred, and/or net income is appropriate for capital maintenance, public policy, management control, accountability or other purposes.

B. Measurement Focus and Basis of Accounting

The accounting and financial reporting treatment applied to a fund is determined by its measurement focus. Enterprise accounting uses a flow of economic resources measurement focus. With this measurement focus, all assets, all deferred outflows of resources, all liabilities and all deferred inflows of resources are included on the statement of net position. Equity consists of net total position. The statement of revenues, expenses, and changes in net position presents increases (i.e., revenues) and decreases (i.e., expenses) in net total position. The accrual basis of accounting is utilized for reporting purposes. Revenues are recognized when they are earned, and expenses are recognized when they are incurred.

**DECA PREP
MONTGOMERY COUNTY**

NOTES TO BASIC FINANCIAL STATEMENTS
FOR THE FISCAL YEAR ENDED JUNE 30, 2019

NOTE 2 - SUMMARY OF SIGNIFICANT ACCOUNTING POLICIES - (Continued)

C. Deferred Outflows of Resources and Deferred Inflows of Resources

In addition to assets, the statement of net position will report a separate section for deferred outflows of resources. Deferred outflows of resources represents a consumption of net position that applies to a future period and will not be recognized as an outflow of resources (expense) until then. For the Academy, see Notes 12 and 13 for deferred outflows of resources related the Academy's net pension liability and net OPEB liability/asset, respectively.

In addition to liabilities, the statement of net position reports a separate section for deferred inflows of resources. Deferred inflows of resources represent an acquisition of net position that applies to a future period and will not be recognized as an inflow of resources (revenue) until that time. For the Academy, see Notes 12 and 13 for deferred inflows of resources related to the Academy's net pension liability and net OPEB liability/asset, respectively.

D. Budgetary Process

Community schools are statutorily required to adopt a budget by Ohio Revised Code 3314.032(C). However, unlike traditional public schools located in the State of Ohio, community schools are not required to follow the specific budgetary process and limits set forth in the Ohio Revised Code Chapter 5705, unless specifically provided in the contract between the School and its Sponsor. The contract between the School and its Sponsor does not require the School to follow the provisions Ohio Revised Code Chapter 5705; therefore, no budgetary information is presented in the basic financial statements.

The Academy's Board adopts a formal budget at the beginning of the Academy year. Spending limits are set based on projected revenue from the State of Ohio and other known sources. The Board's adoption of the budget states that actual expenditures are "not to exceed" budget amounts. The Academy Principal and Business Manager are responsible for ensuring that purchases are made within these limits.

E. Cash and Investments

All cash the Academy receives is maintained at a central bank. For purposes of the statement of cash flows and for presentation on the statement of net position, investments with an original maturity of three months or less at the time they are purchased are considered to be cash equivalents.

During fiscal year 2019, investments were limited to the State Treasury Asset Reserve of Ohio (STAR Ohio), the State Treasurer's Investment Pool.

During fiscal year 2019, the Academy invested in STAR Ohio. STAR Ohio (the State Treasury Asset Reserve of Ohio), is an investment pool managed by the State Treasurer's Office which allows governments within the State to pool their funds for investment purposes. STAR Ohio is not registered with the SEC as an investment company, but has adopted Governmental Accounting Standards Board (GASB), Statement No. 79, "Certain External Investment Pools and Pool Participants." The Academy measures its investment in STAR Ohio at the net asset value (NAV) per share provided by STAR Ohio. The NAV per share is calculated on an amortized cost basis that provides an NAV per share that approximates fair value.

For fiscal year 2019, there were no limitations or restrictions on any participant withdrawals due to redemption notice periods, liquidity fees, or redemption gates. However, notice must be given 24 hours in advance of all deposits and withdrawals exceeding \$25 million. STAR Ohio reserves the right to limit the transaction to \$100 million, requiring the excess amount to be transacted the following business day(s), but only to the \$100 million limit. All accounts of the participant will be combined for these purposes.

**DECA PREP
MONTGOMERY COUNTY**

NOTES TO BASIC FINANCIAL STATEMENTS
FOR THE FISCAL YEAR ENDED JUNE 30, 2019

NOTE 2 - SUMMARY OF SIGNIFICANT ACCOUNTING POLICIES - (Continued)

F. Capital Assets and Depreciation

Capital assets are capitalized at cost (or estimated historical cost) and updated for additions and disposals during the year. Donated capital assets are recorded at their acquisition values as of the date received. The Academy maintains a capitalization threshold of \$2,500. The Academy does not have any infrastructure.

All reported capital assets except land are depreciated. Improvements are capitalized. The costs of normal maintenance and repairs that do not add to the value of the asset or materially extend the asset's life are expensed.

Depreciation is computed using the straight-line method over the following useful lives:

<u>Description</u>	<u>Estimated Lives</u>
Buildings/improvements	50 years
Equipment	5 - 10 years

G. Operating Revenues and Expenses

Operating revenues are those revenues that are generated directly from the primary activity of the Academy. For the Academy, these revenues are payments from the State foundation program, classroom materials and fees and food service charges. Operating expenses are necessary costs incurred to provide the service that is the primary activity of the Academy. All revenues and expenses not meeting this definition are reported as non-operating.

H. Intergovernmental Revenues

The Academy currently participates in the State Foundation Program through the Ohio Department of Education, the Federal School Breakfast Program, the Federal School Lunch Program, Title VI-B grant, the Federal Title I grant, the Federal Title II-A grant and the Title IV-A grant. Revenues received from the State Foundation Program are recognized as operating revenues in the accounting period in which all eligibility requirements have been met. Revenues received from the remaining programs are recognized as non-operating revenues in the accompanying financial statements. Grants and entitlements are recognized as non-operating revenues in the accounting period in which all eligibility requirements have been met. Eligibility includes timing requirements, which specify the year when the resources are required to be used or the fiscal year when use is first permitted; matching requirements, in which the Academy must provide local resources to be used for a specified purpose; and expenditure requirements, in which the resources are provided to the Academy on a reimbursement basis. Intermediate, State and Federal grant revenue for the fiscal year 2019 was \$1,642,711.

I. Prepayments

Certain payments to vendors reflect the costs applicable to future accounting periods and are recorded as prepaid items on the statement of net position. These items are reported as assets on the statement of net position using the consumption method. A current asset for the prepaid amounts is recorded at the time of the purchase and the expense is reported in the year in which services are consumed.

J. Compensated Absences

The Academy accrues a liability for employees that were Board approved to receive severance.

**DECA PREP
MONTGOMERY COUNTY**

NOTES TO BASIC FINANCIAL STATEMENTS
FOR THE FISCAL YEAR ENDED JUNE 30, 2019

NOTE 2 - SUMMARY OF SIGNIFICANT ACCOUNTING POLICIES - (Continued)

K. Estimates

The preparation of basic financial statements in conformity with GAAP requires management to make estimates and assumptions that affect the amounts reported in the financial statements and accompanying notes. Actual results may differ from those estimates.

L. Net Position

Net position represents the difference between assets and deferred outflows of resources and liabilities and deferred inflows of resources. The net position component “net investment in capital assets,” consists of capital assets, net of accumulated depreciation, reduced by the outstanding balances of any borrowing used for the acquisition, construction or improvement of those assets. Deferred outflows of resources and deferred inflows of resources that are attributable to the acquisition, construction or improvement of those assets or related debt also should be included in this component of net position. Net position is reported as restricted when there are limitations imposed on its use either through the enabling legislation adopted by the Academy or through external restrictions imposed by creditors, grantors or laws or regulations of other governments.

The Academy applies restricted resources first when an expense is incurred for purposes for which both restricted and unrestricted net position is available.

M. Pensions/Other Postemployment Benefits (OPEB)

For purposes of measuring the net pension/OPEB liability, net OPEB asset, deferred outflows of resources and deferred inflows of resources related pensions/OPEB, and pension/OPEB expense, information about the fiduciary net position of the pension/OPEB plans and additions to/deductions from their fiduciary net position have been determined on the same basis as they are reported by the pension/OPEB plan. For this purpose, benefit payments (including refunds of employee contributions) are recognized when due and payable in accordance with the benefit terms. The pension/OPEB plans report investments at fair value.

NOTE 3 - ACCOUNTABILITY AND COMPLIANCE

Change in Accounting Principles

For fiscal year 2019, the Academy has implemented GASB Statement No. 83, “Certain Asset Retirement Obligations” and GASB Statement No. 88, “Certain Disclosures Related to Debt, Including Direct Borrowings and Direct Placements”.

GASB Statement No. 83 addresses accounting and financial reporting for certain asset retirement obligations (AROs). An ARO is a legally enforceable liability associated with the retirement of a tangible capital asset. A government that has legal obligations to perform future asset retirement activities related to its tangible capital assets should recognize a liability. The implementation of GASB Statement No. 83 did not have an effect on the financial statements of the Academy.

GASB Statement No. 88 improves the information that is disclosed in notes to the basic financial statements related to debt, including direct borrowings and direct placements. It also clarifies which liabilities governments should include when disclosing information related to debt. The GASB Statement No. 88 has been implemented in the notes to the basic financial statements. The statement did not have an effect on the financial statements of the Academy.

**DECA PREP
MONTGOMERY COUNTY**

NOTES TO BASIC FINANCIAL STATEMENTS
FOR THE FISCAL YEAR ENDED JUNE 30, 2019

NOTE 4 - DEPOSITS AND INVESTMENTS

A. Cash on Hand

At fiscal year end, the Academy had \$2,050 in undeposited cash on hand which is included on the financial statements of the Academy as part of “equity in pooled cash and cash equivalents”.

B. Deposits with Financial Institutions

At June 30, 2019, the carrying amount of all Academy deposits was \$1,758,450 and the bank balance of all Academy deposits was \$1,964,786, of the bank balance, \$250,000 was covered by Federal Deposit Insurance Corporation (FDIC) and \$1,714,786 was exposed to custodial credit risk as described below.

Custodial credit risk is the risk that, in the event of bank failure, the Academy will not be able to recover deposits or collateral securities that are in the possession of an outside party. The Academy has no deposit policy for custodial credit risk beyond the requirements of State statute. Ohio law requires that deposits either be insured or protected by (1) eligible securities pledged to the Academy’s and deposited with a qualified trustee by the financial institution as security for repayment whose fair value at all times shall be at least 105 percent of the deposits being secured, or (2) participation in the Ohio Pooled Collateral System (OPCS), a collateral pool of eligible securities deposited with a qualified trustee and pledged to the Treasurer of State to secure the repayment of all public monies deposited in the financial institution. OPCS requires the total fair value of the securities pledged to be 102 percent of the deposits being secured or a rate set by the Treasurer of State. For fiscal year 2019, the Academy’s financial institutions were approved for a reduced collateral rate of 50 percent through the OPCS. Although all statutory requirements for the deposit of money had been followed, noncompliance with Federal requirements could potentially subject the Academy to a successful claim by the FDIC.

C. Investments

As of June 30, 2019, the Academy had the following investments and maturities:

<u>Measurement/ Investment type</u>	<u>Measurement Value</u>	<u>Investment Maturities 6 months or less</u>
Amortized cost:		
STAR Ohio	<u>\$ 210,128</u>	<u>\$ 210,128</u>

Interest Rate Risk: As a means of limiting its exposure to fair value losses arising from rising interest rates and according to State law, the Academy’s investment policy limits investment portfolio maturities to five years or less.

Credit Risk: STAR Ohio carries a rating of AAAM by Standard & Poor’s.

Concentration of Credit Risk: The Academy places no limit on the amount that may be invested in any one issuer. The following table includes the percentage of each investment type the Academy held at June 30, 2019:

<u>Measurement/ Investment type</u>	<u>Measurement Value</u>	<u>% of Total</u>
Amortized cost:		
STAR Ohio	<u>\$ 210,128</u>	<u>100.00</u>

**DECA PREP
MONTGOMERY COUNTY**

NOTES TO BASIC FINANCIAL STATEMENTS
FOR THE FISCAL YEAR ENDED JUNE 30, 2019

NOTE 4 - DEPOSITS AND INVESTMENTS - (Continued)

D. Reconciliation of Cash and Investments to the Statement of Net Position

The following is a reconciliation of cash and investments as reported in the note above to cash and investments as reported on the statement of net position as of June 30, 2019:

Cash and investments per note

Carrying amount of deposits	\$ 1,758,450
Investments	210,128
Cash on hand	<u>2,050</u>
Total	<u>\$ 1,970,628</u>

Cash and investments per statement of net position

Business-type activities	<u>\$ 1,970,628</u>
--------------------------	---------------------

NOTE 5 - RECEIVABLES

Receivables at June 30, 2019 consisted of intergovernmental grants and entitlements. All intergovernmental receivables are considered collectible in full due to the stable condition of State programs and the current year guarantee of federal funds.

A summary of the receivables reported on the statement of net position follows:

Intergovernmental:

Title I	111,722
Title II-A	94,732
Title VI-B	12,179
Title IV-A	23,985
Miscellaneous amounts	<u>18,687</u>
Total	<u>\$ 261,305</u>

NOTE 6 - LONG-TERM OBLIGATIONS

Changes in the Academy's long-term obligations during fiscal year 2019 were as follows.

	<u>Balance</u> <u>06/30/18</u>	<u>Additions</u>	<u>Reductions</u>	<u>Balance</u> <u>06/30/19</u>	<u>Due Within</u> <u>One Year</u>
Capital lease obligation payable	\$ 261,459	\$ -	\$ (62,610)	\$ 198,849	\$ 60,822
Net pension liability	9,078,451	350,814	(2,694)	9,426,571	-
Net OPEB liability	1,892,430	76,002	(1,236,538)	731,894	-
Notes payable from direct borrowings:					
Note payable - 5.00%	665,090	-	(33,943)	631,147	35,680
Note payable - FY18 #1	196,239	-	(26,043)	170,196	36,474
Note payable - FY18 #2	603,761	-	-	603,761	-
Note payable - FY19	<u>-</u>	<u>1,282,500</u>	<u>(17,773)</u>	<u>1,264,727</u>	<u>55,496</u>
Total notes payable from direct borrowings	<u>1,465,090</u>	<u>1,282,500</u>	<u>(77,759)</u>	<u>2,669,831</u>	<u>127,650</u>
Total governmental activities long-term liabilities	<u>\$ 12,697,430</u>	<u>\$ 1,709,316</u>	<u>\$ (1,379,601)</u>	<u>\$ 13,027,145</u>	<u>\$ 188,472</u>

Capital Lease Obligation: See Note 9 for details.

**DECA PREP
MONTGOMERY COUNTY**

NOTES TO BASIC FINANCIAL STATEMENTS
FOR THE FISCAL YEAR ENDED JUNE 30, 2019

NOTE 6 - LONG-TERM OBLIGATIONS - (Continued)

Net Pension Liability and Net OPEB Liability/Asset: See Note 12 and 13 for details.

Note Payable - On April 12, 2016, the Academy entered into a promissory note with IFF, Inc. in the amount of \$700,000 for the purpose of paying off the previous \$300,000 short-term note payable and providing extra capital for other improvements for the Academy. The note is considered a direct borrowing. Direct borrowings have terms negotiated directly between the Academy and the lender and are not offered for public sale. The Academy's elementary school has been pledged as collateral for the note and in the event of a default, IFF, Inc. has the right to take possession of the elementary school. The note carries an interest rate of 5.00% and has a final maturity date of June 1, 2022.

The following is a summary of the future debt service requirements to maturity for note payable:

Fiscal Year Ending June 30,	Note Payable		
	Principal	Interest	Total
2020	\$ 35,680	\$ 30,747	\$ 66,427
2021	37,505	28,922	66,427
2022	<u>557,962</u>	<u>27,003</u>	<u>584,965</u>
Total	<u>\$ 631,147</u>	<u>\$ 86,672</u>	<u>\$ 717,819</u>

Note Payable FY18 #1 - On September 20, 2017, the Academy entered into a promissory note with IFF, Inc. in the amount of \$196,239 for the purpose of paying off the previous short-term note payable and providing extra capital for other improvements for the Academy. The note is considered a direct borrowing. Direct borrowings have terms negotiated directly between the Academy and the lender and are not offered for public sale. The Academy's elementary school has been pledged as collateral for the note and in the event of a default, IFF, Inc. has the right to take possession of the elementary school. The note carries an interest rate of 5.625% and has a final maturity date of September 1, 2023.

The following is a summary of the future debt service requirements to maturity for note payable:

Fiscal Year Ending June 30,	Note Payable		
	Principal	Interest	Total
2020	\$ 36,474	\$ 8,643	\$ 45,117
2021	38,579	6,537	45,116
2022	40,806	4,310	45,116
2023	43,162	1,955	45,117
2024	<u>11,175</u>	<u>105</u>	<u>11,280</u>
Total	<u>\$ 170,196</u>	<u>\$ 21,550</u>	<u>\$ 191,746</u>

Note Payable FY18 #2 - On September 20, 2017, the Academy entered into a promissory note with IFF, Inc. in the amount of \$603,761 for the purpose of paying off the previous short-term note payable and providing extra capital for other improvements for the Academy. The note is considered a direct borrowing. Direct borrowings have terms negotiated directly between the Academy and the lender and are not offered for public sale. The Academy's elementary school has been pledged as collateral for the note and in the event of a default, IFF, Inc. has the right to take possession of the elementary school. The note carries an interest rate of 5.00% and has a final maturity date of September 1, 2033.

**DECA PREP
MONTGOMERY COUNTY**

NOTES TO BASIC FINANCIAL STATEMENTS
FOR THE FISCAL YEAR ENDED JUNE 30, 2019

NOTE 6 - LONG-TERM OBLIGATIONS - (Continued)

The following is a summary of the future debt service requirements to maturity for note payable:

Fiscal Year Ending June 30,	Note Payable		
	Principal	Interest	Total
2020	\$ -	\$ 34,433	\$ 34,433
2021	-	34,433	34,433
2022	-	34,433	34,433
2023	-	34,433	34,433
2024	35,582	30,731	66,313
2025 - 2029	274,501	109,728	384,229
2030 - 2034	<u>293,678</u>	<u>32,916</u>	<u>326,594</u>
Total	<u>\$ 603,761</u>	<u>\$ 311,107</u>	<u>\$ 914,868</u>

Note Payable FY19 - On January 18, 2019, the Academy entered into a promissory note with IFF, Inc. in the amount of \$1,282,500 for the purpose of paying off purchasing the Middle School. The note is considered a direct borrowing. Direct borrowings have terms negotiated directly between the Academy and the lender and are not offered for public sale. The Academy's middle school has been pledged as collateral for the note and in the event of a default, IFF, Inc. has the right to take possession of the middle school. The note carries an interest rate of 6.00% and has a final maturity date of March 1, 2024.

The following is a summary of the future debt service requirements to maturity for note payable:

Fiscal Year Ending June 30,	Note Payable		
	Principal	Interest	Total
2020	\$ 55,496	\$ 74,374	\$ 129,870
2021	58,918	70,951	129,869
2022	62,552	67,317	129,869
2023	66,410	63,459	129,869
2024	<u>1,021,351</u>	<u>44,920</u>	<u>1,066,271</u>
Total	<u>\$ 1,264,727</u>	<u>\$ 321,021</u>	<u>\$ 1,585,748</u>

**DECA PREP
MONTGOMERY COUNTY**

NOTES TO BASIC FINANCIAL STATEMENTS
FOR THE FISCAL YEAR ENDED JUNE 30, 2019

NOTE 7 - CAPITAL ASSETS AND DEPRECIATION

A summary of the Academy's capital assets at June 30, 2019, follows:

	Balance <u>6/30/18</u>	<u>Additions</u>	<u>Deductions</u>	Balance <u>6/30/19</u>
<i>Capital assets, not being depreciated</i>				
Land	\$ 52,685	\$ 65,166	\$ -	\$ 117,851
<i>Total capital assets, not being depreciated</i>	<u>52,685</u>	<u>65,166</u>	<u>-</u>	<u>117,851</u>
<i>Capital assets, being depreciated</i>				
Buildings and Improvements	3,140,186	1,412,528	-	4,552,714
Equipment	<u>441,296</u>	<u>60,548</u>	<u>-</u>	<u>501,844</u>
<i>Total capital assets, being depreciated</i>	<u>3,581,482</u>	<u>1,473,076</u>	<u>-</u>	<u>5,054,558</u>
<i>Less: Accumulated Depreciation</i>				
Buildings and Improvements	(129,241)	(84,720)	-	(213,961)
Equipment	<u>(136,413)</u>	<u>(75,819)</u>	<u>-</u>	<u>(212,232)</u>
<i>Total accumulated depreciation</i>	<u>(265,654)</u>	<u>(160,539)</u>	<u>-</u>	<u>(426,193)</u>
<i>Net Capital Assets</i>	<u>\$ 3,368,513</u>	<u>\$ 1,377,703</u>	<u>\$ -</u>	<u>\$ 4,746,216</u>

NOTE 8 - PURCHASED SERVICES

Purchased services include the following:

Professional and technical services	\$ 829,793
Property services	149,326
Travel mileage/meeting expense	15,771
Communications	12,807
Utilities	99,327
Contracted craft or trade	447,364
Pupil transportation	5,591
Other purchased services	<u>47,007</u>
Total purchased services	<u>\$ 1,606,986</u>

NOTE 9 - CAPITAL LEASES - LESSEE DISCLOSURE

In the current and in a previous fiscal year, the Academy entered into capitalized leases for copiers. All leases meet the criteria of a capital lease which defines a capital lease generally as one which transfers benefits and risks of ownership to the lessee. Capital assets acquired by lease have been originally capitalized in the amount of \$373,432, which represents the present value of the future minimum lease payments at the time of acquisition. Accumulated depreciation as of June 30, 2019 was \$183,581, leaving a current book value of \$189,851. Principal and interest payments in the 2019 fiscal year totaled \$62,610 and \$11,876, respectively.

**DECA PREP
MONTGOMERY COUNTY**

NOTES TO BASIC FINANCIAL STATEMENTS
FOR THE FISCAL YEAR ENDED JUNE 30, 2019

NOTE 9 - CAPITAL LEASES - LESSEE DISCLOSURE – (Continued)

The following is a schedule of the future long-term minimum lease payments required under the capital lease and the present value of the future minimum lease payments as of June 30, 2019:

Fiscal Year Ending <u>June 30,</u>	<u>Amount</u>
2020	\$ 69,383
2021	69,382
2022	69,382
2023	<u>7,078</u>
Total future minimum lease payments	215,225
Less: amount representing interest	<u>(16,376)</u>
Present value of future minimum lease payments	<u>\$ 198,849</u>

NOTE 10 - RISK MANAGEMENT

A. Property and Liability

The Academy is exposed to various risks of loss related to torts; theft or damage to, and destruction of assets; errors and omissions; injuries to employees; and natural disasters. During fiscal year 2019, the Academy contracted with Cincinnati Insurance Company for commercial property, employee liability, theft, electronic data processing and commercial umbrella liability insurance. General liability carries a limit of \$1,000,000 for each occurrence and \$2,000,000 aggregate. Commercial umbrella liability carries a limit of \$3,000,000 for each occurrence. There have been no significant reductions in insurance coverage from the previous year. Settlements have not exceeded coverage for the past three fiscal years.

B. Workers' Compensation

The Academy pays the State Worker's Compensation System a premium for employee injury coverage. The premium is calculated by multiplying the monthly total gross payroll by a factor that the State calculates.

NOTE 11 - OTHER EMPLOYEE BENEFITS

Employee Medical, Dental, Life and Vision Benefits

The Academy has contracted with United Health Care for medical, life and vision benefits and Superior Dental for dental benefits to its employees.

NOTE 12 - DEFINED BENEFIT PENSION PLANS

Net Pension Liability

The net pension liability reported on the statement of net position represents a liability to employees for pensions. Pensions are a component of exchange transactions—between an employer and its employees—of salaries and benefits for employee services. Pensions are provided to an employee—on a deferred-payment basis—as part of the total compensation package offered by an employer for employee services each financial period. The obligation to sacrifice resources for pensions is a present obligation because it was created as a result of employment exchanges that already have occurred.

**DECA PREP
MONTGOMERY COUNTY**

NOTES TO BASIC FINANCIAL STATEMENTS
FOR THE FISCAL YEAR ENDED JUNE 30, 2019

NOTE 12 - DEFINED BENEFIT PENSION PLANS - (Continued)

The net pension liability represents the Academy’s proportionate share of each pension plan’s collective actuarial present value of projected benefit payments attributable to past periods of service, net of each pension plan’s fiduciary net position. The net pension liability calculation is dependent on critical long-term variables, including estimated average life expectancies, earnings on investments, cost of living adjustments and others. While these estimates use the best information available, unknowable future events require adjusting this estimate annually.

The Ohio Revised Code limits the Academy’s obligation for this liability to annually required payments. The Academy cannot control benefit terms or the manner in which pensions are financed; however, the Academy does receive the benefit of employees’ services in exchange for compensation including pension.

GASB 68 assumes the liability is solely the obligation of the employer, because (1) they benefit from employee services; and (2) State statute requires all funding to come from these employers. All contributions to date have come solely from these employers (which also includes costs paid in the form of withholdings from employees). State statute requires the pension plans to amortize unfunded liabilities within 30 years. If the amortization period exceeds 30 years, each pension plan’s board must propose corrective action to the State legislature. Any resulting legislative change to benefits or funding could significantly affect the net pension liability. Resulting adjustments to the net pension liability would be effective when the changes are legally enforceable.

The proportionate share of each plan’s unfunded benefits is presented as a long-term *net pension liability* on the accrual basis of accounting. Any liability for the contractually-required pension contribution outstanding at the end of the year is included in *pension and postemployment benefits payable* on the accrual basis of accounting.

Plan Description - School Employees Retirement System (SERS)

Plan Description - The Academy non-teaching employees participate in SERS, a cost-sharing multiple-employer defined benefit pension plan administered by SERS. SERS provides retirement, disability and survivor benefits, annual cost-of-living adjustments, and death benefits to plan members and beneficiaries. Authority to establish and amend benefits is provided by Ohio Revised Code Chapter 3309. SERS issues a publicly available, stand-alone financial report that includes financial statements, required supplementary information and detailed information about SERS’ fiduciary net position. That report can be obtained by visiting the SERS website at www.ohsers.org under Employers/Audit Resources.

Age and service requirements for retirement are as follows:

	Eligible to Retire on or before August 1, 2017 *	Eligible to Retire after August 1, 2017
Full benefits	Age 65 with 5 years of services credit; or Any age with 30 years of service credit	Age 67 with 10 years of service credit; or Age 57 with 30 years of service credit
Actuarially reduced benefits	Age 60 with 5 years of service credit; or Age 55 with 25 years of service credit	Age 62 with 10 years of service credit; or Age 60 with 25 years of service credit

* Members with 25 years of service credit as of August 1, 2017, will be included in this plan.

Annual retirement benefits are calculated based on final average salary multiplied by a percentage that varies based on years of service; 2.2% for the first thirty years of service and 2.5% for years of service credit over 30. Final average salary is the average of the highest three years of salary.

**DECA PREP
MONTGOMERY COUNTY**

NOTES TO BASIC FINANCIAL STATEMENTS
FOR THE FISCAL YEAR ENDED JUNE 30, 2019

NOTE 12 - DEFINED BENEFIT PENSION PLANS - (Continued)

Effective January 1, 2018, SERS cost-of-living adjustment (COLA) changed from a fixed 3% annual increase to one based on the Consumer Price Index (CPI-W) with a cap of 2.5% and a floor of 0%. SERS also has the authority to award or suspend the COLA, or to adjust the COLA above or below CPI-W. SERS suspended the COLA increases for 2018, 2019 and 2020 for current retirees, and confirmed their intent to implement a four-year waiting period for the state of a COLA for future retirees.

Funding Policy - Plan members are required to contribute 10% of their annual covered salary and the Academy is required to contribute 14% of annual covered payroll. The contribution requirements of plan members and employers are established and may be amended by the SERS' Retirement Board up to statutory maximum amounts of 10% for plan members and 14% for employers. The Retirement Board, acting with the advice of the actuary, allocates the employer contribution rate among four of the System's funds (Pension Trust Fund, Death Benefit Fund, Medicare B Fund, and Health Care Fund). For the fiscal year ended June 30, 2019, the allocation to pension, death benefits, and Medicare B was 13.5%. The remaining 0.5% of the employer contribution rate was allocated to the Health Care Fund.

The Academy's contractually required contribution to SERS was \$120,324 for fiscal year 2019. Of this amount, \$2,147 is reported as pension and postemployment benefits payable.

Plan Description - State Teachers Retirement System (STRS)

Plan Description - Licensed teachers participate in STRS Ohio, a cost-sharing multiple-employer public employee retirement system administered by STRS. STRS provides retirement and disability benefits to members and death and survivor benefits to beneficiaries. STRS issues a stand-alone financial report that includes financial statements, required supplementary information and detailed information about STRS' fiduciary net position. That report can be obtained by writing to STRS, 275 E. Broad St., Columbus, OH 43215-3771, by calling (888) 227-7877, or by visiting the STRS website at www.strsoh.org.

New members have a choice of three retirement plans; a Defined Benefit (DB) Plan, a Defined Contribution (DC) Plan and a Combined Plan. Benefits are established by Ohio Revised Code Chapter 3307. The DB Plan offers an annual retirement allowance based on final average salary multiplied by a percentage that varies based on years of service. Effective August 1, 2015, the calculation will be 2.2% of final average salary for the five highest years of earnings multiplied by all years of service. Effective July 1, 2017, the cost-of-living adjustment was reduced to zero. Members are eligible to retire at age 60 with five years of qualifying service credit, or age 55 with 26 years of service, or 31 years of service regardless of age. Eligibility changes will be phased in until August 1, 2026, when retirement eligibility for unreduced benefits will be five years of service credit and age 65, or 35 years of service credit and at least age 60.

The DC Plan allows members to place all their member contributions and 9.53% of the 14% employer contributions into an investment account. Investment allocation decisions are determined by the member. The remaining 4.47% of the 14% employer rate is allocated to the defined benefit unfunded liability. A member is eligible to receive a retirement benefit at age 50 and termination of employment. The member may elect to receive a lifetime monthly annuity or a lump sum withdrawal.

The Combined Plan offers features of both the DB Plan and the DC Plan. In the Combined Plan, 12% of the 14% member rate goes to the DC Plan and the remaining 2% is applied to the DB Plan. Member contributions to the DC Plan are allocated among investment choices by the member, and contributions to the DB Plan from the employer and the member are used to fund the defined benefit payment at a reduced level from the regular DB Plan. The defined benefit portion of the Combined Plan payment is payable to a member on or after age 60 with five years of service. The defined contribution portion of the account may be taken as a lump sum payment or converted to a lifetime monthly annuity after termination of employment at age 50 or later.

**DECA PREP
MONTGOMERY COUNTY**

NOTES TO BASIC FINANCIAL STATEMENTS
FOR THE FISCAL YEAR ENDED JUNE 30, 2019

NOTE 12 - DEFINED BENEFIT PENSION PLANS - (Continued)

New members who choose the DC Plan or Combined Plan will have another opportunity to reselect a permanent plan during their fifth year of membership. Members may remain in the same plan or transfer to another STRS plan. The optional annuitization of a member's defined contribution account or the defined contribution portion of a member's Combined Plan account to a lifetime benefit results in STRS bearing the risk of investment gain or loss on the account. STRS has therefore included all three plan options as one defined benefit plan for GASB 68 reporting purposes.

A DB or Combined Plan member with five or more years of credited service who is determined to be disabled may qualify for a disability benefit. Eligible survivors of members who die before service retirement may qualify for monthly benefits. New members on or after July 1, 2013, must have at least ten years of qualifying service credit to apply for disability benefits. Members in the DC Plan who become disabled are entitled only to their account balance. If a member of the DC Plan dies before retirement benefits begin, the member's designated beneficiary is entitled to receive the member's account balance.

Funding Policy - Employer and member contribution rates are established by the State Teachers Retirement Board and limited by Chapter 3307 of the Ohio Revised Code. For fiscal year 2019, plan members were required to contribute 14% of their annual covered salary. The Academy was required to contribute 14%; the entire 14% was the portion used to fund pension obligations. The fiscal year 2019 contribution rates were equal to the statutory maximum rates.

The Academy's contractually required contribution to STRS was \$575,160 for fiscal year 2019. Of this amount, \$33,454 is reported as pension and postemployment benefits payable.

Pension Liabilities, Pension Expense, and Deferred Outflows of Resources and Deferred Inflows of Resources Related to Pensions

The net pension liability was measured as of June 30, 2018, and the total pension liability used to calculate the net pension liability was determined by an actuarial valuation as of that date. The Academy's proportion of the net pension liability was based on the Academy's share of contributions to the pension plan relative to the projected contributions of all participating entities.

Following is information related to the proportionate share and pension expense:

	SERS	STRS	Total
Proportion of the net pension liability prior measurement date	0.0259381%	0.03169286%	
Proportion of the net pension liability current measurement date	<u>0.0270124%</u>	<u>0.03583595%</u>	
Change in proportionate share	<u>0.0010743%</u>	<u>0.00414309%</u>	
Proportionate share of the net pension liability	\$ 1,547,050	\$ 7,879,521	\$ 9,426,571
Pension expense	\$ 450,787	\$ 2,295,984	\$ 2,746,771

**DECA PREP
MONTGOMERY COUNTY**

NOTES TO BASIC FINANCIAL STATEMENTS
FOR THE FISCAL YEAR ENDED JUNE 30, 2019

NOTE 12 - DEFINED BENEFIT PENSION PLANS - (Continued)

At June 30, 2019, the Academy reported deferred outflows of resources and deferred inflows of resources related to pensions from the following sources:

	<u>SERS</u>	<u>STRS</u>	<u>Total</u>
Deferred outflows of resources			
Differences between expected and actual experience	\$ 84,844	\$ 181,885	\$ 266,729
Changes of assumptions	34,935	1,396,399	1,431,334
Difference between employer contributions and proportionate share of contributions/ change in proportionate share	341,204	3,221,990	3,563,194
Contributions subsequent to the measurement date	<u>120,324</u>	<u>575,160</u>	<u>695,484</u>
Total deferred outflows of resources	<u>\$ 581,307</u>	<u>\$ 5,375,434</u>	<u>\$ 5,956,741</u>
	<u>SERS</u>	<u>STRS</u>	<u>Total</u>
Deferred inflows of resources			
Differences between expected and actual experience	\$ -	\$ 51,457	\$ 51,457
Net difference between projected and actual earnings on pension plan investments	<u>42,864</u>	<u>477,807</u>	<u>520,671</u>
Total deferred inflows of resources	<u>\$ 42,864</u>	<u>\$ 529,264</u>	<u>\$ 572,128</u>

\$695,484 reported as deferred outflows of resources related to pension resulting from Academy contributions subsequent to the measurement date will be recognized as a reduction of the net pension liability in the year ending June 30, 2020.

Other amounts reported as deferred outflows of resources and deferred inflows of resources related to pension will be recognized in pension expense as follows:

	<u>SERS</u>	<u>STRS</u>	<u>Total</u>
Fiscal Year Ending June 30:			
2020	\$ 331,151	\$ 1,923,289	\$ 2,254,440
2021	150,883	1,502,336	1,653,219
2022	(50,768)	794,620	743,852
2023	<u>(13,147)</u>	<u>50,765</u>	<u>37,618</u>
Total	<u>\$ 418,119</u>	<u>\$ 4,271,010</u>	<u>\$ 4,689,129</u>

Actuarial Assumptions - SERS

SERS' total pension liability was determined by their actuaries in accordance with GASB Statement No. 67, as part of their annual actuarial valuation for each defined benefit retirement plan. Actuarial valuations of an ongoing plan involve estimates of the value of reported amounts (e.g., salaries, credited service) and assumptions about the probability of occurrence of events far into the future (e.g., mortality, disabilities, retirements, employment termination). Actuarially determined amounts are subject to continual review and potential modifications, as actual results are compared with past expectations and new estimates are made about the future.

**DECA PREP
MONTGOMERY COUNTY**

NOTES TO BASIC FINANCIAL STATEMENTS
FOR THE FISCAL YEAR ENDED JUNE 30, 2019

NOTE 12 - DEFINED BENEFIT PENSION PLANS - (Continued)

Projections of benefits for financial reporting purposes are based on the substantive plan (the plan as understood by the employers and plan members) and include the types of benefits provided at the time of each valuation and the historical pattern of sharing benefit costs between the employers and plan members to that point. The projection of benefits for financial reporting purposes does not explicitly incorporate the potential effects of legal or contractual funding limitations.

Actuarial calculations reflect a long-term perspective. For a newly hired employee, actuarial calculations will take into account the employee's entire career with the employer and also take into consideration the benefits, if any, paid to the employee after termination of employment until the death of the employee and any applicable contingent annuitant. In many cases actuarial calculations reflect several decades of service with the employer and the payment of benefits after termination.

Key methods and assumptions used in calculating the total pension liability in the latest actuarial valuation, prepared as of June 30, 2018, are presented below:

Wage inflation	3.00%
Future salary increases, including inflation	3.50% to 18.20%
COLA or ad hoc COLA	2.50%, on and after April 1, 2018, COLA's for future retirees will be delayed for three years following commencement
Investment rate of return	7.50% net of investments expense, including inflation
Actuarial cost method	Entry age normal (level percent of payroll)

For 2018, the mortality rates were based on the RP-2014 Blue Collar Mortality Table with fully generational projection and a five-year age set-back for both males and females. Mortality among service retired members, and beneficiaries were based upon the RP-2014 Blue Collar Mortality Table with fully generational projection with Scale BB, 120% of male rates, and 110% of female rates. Mortality among disabled members was based upon the RP-2000 Disabled Mortality Table, 90% for male rates and 100% for female rates, set back five years is used for the period after disability retirement.

The most recent experience study was completed for the five year period ended June 30, 2015.

The long-term return expectation for the Pension Plan Investments has been determined using a building-block approach and assumes a time horizon, as defined in SERS' *Statement of Investment Policy*. A forecasted rate of inflation serves as the baseline for the return expectation. Various real return premiums over the baseline inflation rate have been established for each asset class. The long-term expected nominal rate of return has been determined by calculating a weighted average of the expected real return premiums for each asset class, adding the projected inflation rate, and adding the expected return from rebalancing uncorrelated asset classes.

The target allocation and best estimates of arithmetic real rates of return for each major assets class are summarized in the following table:

Asset Class	Target Allocation	Long Term Expected Real Rate of Return
Cash	1.00 %	0.50 %
US Equity	22.50	4.75
International Equity	22.50	7.00
Fixed Income	19.00	1.50
Private Equity	10.00	8.00
Real Assets	15.00	5.00
Multi-Asset Strategies	10.00	3.00
Total	<u>100.00 %</u>	

**DECA PREP
MONTGOMERY COUNTY**

NOTES TO BASIC FINANCIAL STATEMENTS
FOR THE FISCAL YEAR ENDED JUNE 30, 2019

NOTE 12 - DEFINED BENEFIT PENSION PLANS - (Continued)

Discount Rate - The total pension liability was calculated using the discount rate of 7.50%. The projection of cash flows used to determine the discount rate assumed the contributions from employers and from the members would be computed based on contribution requirements as stipulated by State statute. Projected inflows from investment earnings were calculated using the long-term assumed investment rate of return (7.50%). Based on those assumptions, the plan's fiduciary net position was projected to be available to make all future benefit payments of current plan members. Therefore, the long-term expected rate of return on pension plan investments was applied to all periods of projected benefits to determine the total pension liability.

Sensitivity of the Academy's Proportionate Share of the Net Pension Liability to Changes in the Discount Rate - Net pension liability is sensitive to changes in the discount rate, and to illustrate the potential impact the following table presents the net pension liability calculated using the discount rate of 7.50%, as well as what each plan's net pension liability would be if it were calculated using a discount rate that is one percentage point lower (6.50%), or one percentage point higher (8.50%) than the current rate.

	1% Decrease (6.50%)	Current Discount Rate (7.50%)	1% Increase (8.50%)
Academy's proportionate share of the net pension liability	\$ 2,179,137	\$ 1,547,050	\$ 1,017,088

Actuarial Assumptions - STRS

Key methods and assumptions used in the latest actuarial valuation, reflecting experience study results used in the July 1, 2018, actuarial valuation are presented below:

	July 1, 2018
Inflation	2.50%
Projected salary increases	12.50% at age 20 to 2.50% at age 65
Investment rate of return	7.45%, net of investment expenses, including inflation
Payroll increases	3.00%
Cost-of-living adjustments (COLA)	0.0%, effective July 1, 2017

For the July 1, 2018, actuarial valuation, post-retirement mortality rates for healthy retirees are based on the RP-2014 Annuitant Mortality Table with 50% of rates through age 69, 70% of rates between ages 70 and 79, 90% of rates between ages 80 and 84, and 100% of rates thereafter, projected forward generationally using mortality improvement scale MP-2016. Post-retirement disabled mortality rates are based on the RP-2014 Disabled Mortality Table with 90% of rates for males and 100% of rates for females, projected forward generationally using mortality improvement scale MP-2016. Pre-retirement mortality rates are based on RP-2014 Employee Mortality Table, projected forward generationally using mortality improvement scale MP-2016.

Actuarial assumptions used in the July 1 2018, valuation are based on the results of an actuarial experience study for the period July 1, 2011 through June 30, 2016.

STRS Ohio's investment consultant develops an estimate range for the investment return assumption based on the target allocation adopted by the Retirement Board. The target allocation and long-term expected rate of return for each major asset class are summarized as follows:

**DECA PREP
MONTGOMERY COUNTY**

NOTES TO BASIC FINANCIAL STATEMENTS
FOR THE FISCAL YEAR ENDED JUNE 30, 2019

NOTE 12 - DEFINED BENEFIT PENSION PLANS - (Continued)

Asset Class	Target Allocation**	Long Term Expected Real Rate of Return *
Domestic Equity	28.00 %	7.35 %
International Equity	23.00	7.55
Alternatives	17.00	7.09
Fixed Income	21.00	3.00
Real Estate	10.00	6.00
Liquidity Reserves	1.00	2.25
Total	<u>100.00 %</u>	

*10-Year geometric nominal returns, which include the real rate of return and inflation of 2.25% and does not include investment expenses. Over a 30-year period, STRS' investment consultant indicates that the above target allocations should generate a return above the actuarial rate of return, without net value added by management.

**The Target Allocation percentage is effective as of July 1, 2017. Target weights will be phased in over a 24-month period concluding on July 1, 2019.

Discount Rate - The discount rate used to measure the total pension liability was 7.45% as of June 30, 2018. The projection of cash flows used to determine the discount rate assumes member and employer contributions will be made at the statutory contribution rates in accordance with rate increases described above. For this purpose, only employer contributions that are intended to fund benefits of current plan members and their beneficiaries are included. Projected employer contributions that are intended to fund the service costs of future plan members and their beneficiaries, as well as projected contributions from future plan members, are not included. Based on those assumptions, STRS' fiduciary net position was projected to be available to make all projected future benefit payments to current plan members as of June 30, 2018. Therefore, the long-term expected rate of return on pension plan investments of 7.45% was applied to all periods of projected benefit payment to determine the total pension liability as of June 30, 2018.

Sensitivity of the Academy's Proportionate Share of the Net Pension Liability to Changes in the Discount Rate - The following table presents the Academy's proportionate share of the net pension liability calculated using the current period discount rate assumption of 7.45%, as well as what the Academy's proportionate share of the net pension liability would be if it were calculated using a discount rate that is one-percentage-point lower (6.45%) or one-percentage-point higher (8.45%) than the current rate:

	1% Decrease (6.45%)	Current Discount Rate (7.45%)	1% Increase (8.45%)
Academy's proportionate share of the net pension liability	\$ 11,507,003	\$ 7,879,521	\$ 4,809,349

NOTE 13 - DEFINED BENEFIT OPEB PLANS

Net OPEB Liability/Asset

The net OPEB liability/asset reported on the statement of net position represents a liability/asset to employees for OPEB. OPEB is a component of exchange transactions—between an employer and its employees—of salaries and benefits for employee services. OPEB are provided to an employee—on a deferred-payment basis—as part of the total compensation package offered by an employer for employee services each financial period. The obligation to sacrifice resources for OPEB is a present obligation because it was created as a result of employment exchanges that already have occurred.

**DECA PREP
MONTGOMERY COUNTY**

NOTES TO BASIC FINANCIAL STATEMENTS
FOR THE FISCAL YEAR ENDED JUNE 30, 2019

NOTE 13 - DEFINED BENEFIT OPEB PLANS - (Continued)

The net OPEB liability/asset represents the Academy's proportionate share of each OPEB plan's collective actuarial present value of projected benefit payments attributable to past periods of service, net of each OPEB plan's fiduciary net position. The net OPEB liability/asset calculation is dependent on critical long-term variables, including estimated average life expectancies, earnings on investments, cost of living adjustments and others. While these estimates use the best information available, unknowable future events require adjusting these estimates annually. The Ohio Revised Code limits the Academy's obligation for this liability to annually required payments. The Academy cannot control benefit terms or the manner in which OPEB are financed; however, the Academy does receive the benefit of employees' services in exchange for compensation including OPEB.GASB 75 assumes the liability is solely the obligation of the employer, because they benefit from employee services. OPEB contributions come from these employers and health care plan enrollees which pay a portion of the health care costs in the form of a monthly premium. The Ohio Revised Code permits, but does not require the retirement systems to provide healthcare to eligible benefit recipients. Any change to benefits or funding could significantly affect the net OPEB liability/asset. Resulting adjustments to the net OPEB liability/asset would be effective when the changes are legally enforceable. The retirement systems may allocate a portion of the employer contributions to provide for these OPEB benefits.

The proportionate share of each plan's unfunded benefits is presented as a long-term *net OPEB liability* or *net OPEB asset* on the accrual basis of accounting. Any liability for the contractually-required OPEB contribution outstanding at the end of the year is included in *pension and postemployment benefits payable* on the accrual basis of accounting.

Plan Description - School Employees Retirement System (SERS)

Health Care Plan Description - The Academy contributes to the SERS Health Care Fund, administered by SERS for non-certificated retirees and their beneficiaries. For GASB 75 purposes, this plan is considered a cost-sharing other postemployment benefit (OPEB) plan. SERS' Health Care Plan provides healthcare benefits to eligible individuals receiving retirement, disability, and survivor benefits, and to their eligible dependents. Members who retire after June 1, 1986, need 10 years of service credit, exclusive of most types of purchased credit, to qualify to participate in SERS' health care coverage. In addition to age and service retirees, disability benefit recipients and beneficiaries who are receiving monthly benefits due to the death of a member or retiree, are eligible for SERS' health care coverage. Most retirees and dependents choosing SERS' health care coverage are over the age of 65 and therefore enrolled in a fully insured Medicare Advantage plan; however, SERS maintains a traditional, self-insured preferred provider organization for its non-Medicare retiree population. For both groups, SERS offers a self-insured prescription drug program.

Health care is a benefit that is permitted, not mandated, by statute. The financial report of the Plan is included in the SERS Comprehensive Annual Financial Report which can be obtained on SERS' website at www.ohsers.org under Employers/Audit Resources.

Access to health care for retirees and beneficiaries is permitted in accordance with Section 3309 of the Ohio Revised Code. The Health Care Fund was established and is administered in accordance with Internal Revenue Code Section 105(e). SERS' Retirement Board reserves the right to change or discontinue any health plan or program. Active employee members do not contribute to the Health Care Plan. The SERS Retirement Board established the rules for the premiums paid by the retirees for health care coverage for themselves and their dependents or for their surviving beneficiaries. Premiums vary depending on the plan selected, qualified years of service, Medicare eligibility, and retirement status.

**DECA PREP
MONTGOMERY COUNTY**

NOTES TO BASIC FINANCIAL STATEMENTS
FOR THE FISCAL YEAR ENDED JUNE 30, 2019

NOTE 13 - DEFINED BENEFIT OPEB PLANS - (Continued)

Funding Policy - State statute permits SERS to fund the health care benefits through employer contributions. Each year, after the allocation for statutorily required pensions and benefits, the Retirement Board may allocate the remainder of the employer contribution of 14% of covered payroll to the Health Care Fund in accordance with the funding policy. For fiscal year 2019, 0.5% of covered payroll was made to health care. An additional health care surcharge on employers is collected for employees earning less than an actuarially determined minimum compensation amount, pro-rated if less than a full year of service credit was earned. For fiscal year 2019, this amount was \$21,600. Statutes provide that no employer shall pay a health care surcharge greater than 2% of that employer's SERS-covered payroll; nor may SERS collect in aggregate more than 1.5% of the total statewide SERS-covered payroll for the health care surcharge. For fiscal year 2019, the Academy's surcharge obligation was \$7,749.

The surcharge added to the allocated portion of the 14% employer contribution rate is the total amount assigned to the Health Care Fund. The Academy's contractually required contribution to SERS was \$12,205 for fiscal year 2019. Of this amount, \$7,829 is reported as pension and postemployment benefits payable.

Plan Description - State Teachers Retirement System (STRS)

Plan Description – The State Teachers Retirement System of Ohio (STRS) administers a cost-sharing Health Plan administered for eligible retirees who participated in the defined benefit or combined pension plans offered by STRS. Ohio law authorizes STRS to offer this plan. Benefits include hospitalization, physicians' fees, prescription drugs and partial reimbursement of monthly Medicare Part B premiums. Medicare Part B premium reimbursements will be discontinued effective January 1, 2020. The Plan is included in the report of STRS which can be obtained by visiting www.strsoh.org or by calling (888) 227-7877.

Funding Policy – Ohio Revised Code Chapter 3307 authorizes STRS to offer the Plan and gives the Retirement Board discretionary authority over how much, if any, of the health care costs will be absorbed by STRS. Active employee members do not contribute to the Health Care Plan. Nearly all health care plan enrollees, for the most recent year, pay a portion of the health care costs in the form of a monthly premium. Under Ohio law, funding for post-employment health care may be deducted from employer contributions, currently 14% of covered payroll. For the fiscal year ended June 30, 2019, STRS did not allocate any employer contributions to post-employment health care.

OPEB Liabilities/Assets, OPEB Expense, and Deferred Outflows of Resources and Deferred Inflows of Resources Related to OPEB

The net OPEB liability/asset was measured as of June 30, 2018, and the total OPEB liability/asset used to calculate the net OPEB liability/asset was determined by an actuarial valuation as of that date. The Academy's proportion of the net OPEB liability/asset was based on the Academy's share of contributions to the respective retirement systems relative to the contributions of all participating entities. Following is information related to the proportionate share and OPEB expense:

	<u>SERS</u>	<u>STRS</u>	<u>Total</u>
Proportion of the net OPEB liability prior measurement date	0.0244395%	0.03169286%	
Proportion of the net OPEB liability/asset current measurement date	<u>0.0263815%</u>	<u>0.03583595%</u>	
Change in proportionate share	<u>0.00194200%</u>	<u>0.00414309%</u>	
Proportionate share of the net OPEB liability	\$ 731,894	\$ -	\$ 731,894
Proportionate share of the net OPEB asset	\$ -	\$ (575,847)	\$ (575,847)
OPEB expense	\$ 100,317	\$ (1,146,753)	\$ (1,046,436)

**DECA PREP
MONTGOMERY COUNTY**

NOTES TO BASIC FINANCIAL STATEMENTS
FOR THE FISCAL YEAR ENDED JUNE 30, 2019

NOTE 13 - DEFINED BENEFIT OPEB PLANS - (Continued)

At June 30, 2019, the Academy reported deferred outflows of resources and deferred inflows of resources related to OPEB from the following sources:

	SERS	STRS	Total
Deferred outflows of resources			
Differences between expected and actual experience	\$ 11,947	\$ 67,260	\$ 79,207
Difference between employer contributions and proportionate share of contributions/change in proportionate share	138,094	535,837	673,931
Contributions subsequent to the measurement date	12,205	-	12,205
Total deferred outflows of resources	\$ 162,246	\$ 603,097	\$ 765,343
	SERS	STRS	Total
Deferred inflows of resources			
Differences between expected and actual experience	\$ -	\$ 33,551	\$ 33,551
Net difference between projected and actual earnings on pension plan investments	1,099	65,786	66,885
Changes of assumptions	65,755	784,638	850,393
Total deferred inflows of resources	\$ 66,854	\$ 883,975	\$ 950,829

\$12,205 reported as deferred outflows of resources related to OPEB resulting from Academy contributions subsequent to the measurement date will be recognized as a reduction of the net OPEB liability/asset in the year ending June 30, 2020. Other amounts reported as deferred outflows of resources and deferred inflows of resources related to OPEB will be recognized in OPEB expense as follows:

	SERS	STRS	Total
Fiscal Year Ending June 30:			
2020	\$ 37,425	\$ (43,976)	\$ (6,551)
2021	29,515	(43,976)	(14,461)
2022	4,466	(43,976)	(39,510)
2023	4,931	(29,038)	(24,107)
2024	4,857	(23,794)	(18,937)
Thereafter	1,993	(96,118)	(94,125)
Total	\$ 83,187	\$ (280,878)	\$ (197,691)

Actuarial Assumptions - SERS

The total OPEB liability is determined by SERS' actuaries in accordance with GASB Statement No. 74, as part of their annual actuarial valuation for each retirement plan. Actuarial valuations of an ongoing plan involve estimates of the value of reported amounts (e.g., salaries, credited service) and assumptions about the probability of occurrence of events far into the future (e.g., mortality, disabilities, retirements, employment terminations). Actuarially determined amounts are subject to continual review and potential modifications, as actual results are compared with past expectations and new estimates are made about the future.

**DECA PREP
MONTGOMERY COUNTY**

NOTES TO BASIC FINANCIAL STATEMENTS
FOR THE FISCAL YEAR ENDED JUNE 30, 2019

NOTE 13 - DEFINED BENEFIT OPEB PLANS - (Continued)

Projections of benefits for financial reporting purposes are based on the substantive plan (the plan as understood by the employers and plan members) and include the types of benefits provided at the time of each valuation and the historical pattern of sharing benefit costs between the employers and plan members to that point. The projection of benefits for financial reporting purposes does not explicitly incorporate the potential effects of legal or contractual funding limitations.

Actuarial calculations reflect a long-term perspective. For a newly hired employee, actuarial calculations will take into account the employee's entire career with the employer and also take into consideration the benefits, if any, paid to the employee after termination of employment until the death of the employee and any applicable contingent annuitant. In many cases, actuarial calculations reflect several decades of service with the employer and the payment of benefits after termination.

Key methods and assumptions used in calculating the total OPEB liability in the latest actuarial valuation date of June 30, 2018, are presented below:

Wage inflation	3.00%
Future salary increases, including inflation	3.50% to 18.20%
Investment rate of return	7.50% net of investments expense, including inflation
Municipal bond index rate:	
Measurement date	3.62%
Prior measurement date	3.56%
Single equivalent interest rate, net of plan investment expense, including price inflation:	
Measurement date	3.70%
Prior measurement date	3.63%
Medical trend assumption:	
Medicare	5.375 to 4.75%
Pre-Medicare	7.25 to 4.75%

Mortality rates were based on the RP-2014 Blue Collar Mortality Table with fully generational projection and Scale BB, 120% of male rates and 110% of female rates. RP-2000 Disabled Mortality Table with 90% for male rates and 100% for female rates set back five years.

The most recent experience study was completed for the five year period ended June 30, 2015.

The long-term expected rate of return on plan assets is reviewed as part of the actuarial five-year experience study. The most recent study covers fiscal years 2010 through 2015, and was adopted by the Board on April 21, 2016. Several factors are considered in evaluating the long-term rate of return assumption including long-term historical data, estimates inherent in current market data, and a log-normal distribution analysis in which best-estimate ranges of expected future real rates of return were developed by the investment consultant for each major asset class. These ranges were combined to produce the long-term expected rate of return, 7.50%, by weighting the expected future real rates of return by the target asset allocation percentage and then adding expected inflation. The capital market assumptions developed by the investment consultant are intended for use over a 10-year horizon and may not be useful in setting the long-term rate of return for funding pension plans which covers a longer timeframe. The assumption is intended to be a long-term assumption and is not expected to change absent a significant change in the asset allocation, a change in the inflation assumption, or a fundamental change in the market that alters expected returns in future years.

**DECA PREP
MONTGOMERY COUNTY**

NOTES TO BASIC FINANCIAL STATEMENTS
FOR THE FISCAL YEAR ENDED JUNE 30, 2019

NOTE 13 - DEFINED BENEFIT OPEB PLANS - (Continued)

The target asset allocation and best estimates of arithmetic real rates of return for each major asset class, as used in the June 30, 2015 five-year experience study, are summarized as follows:

Asset Class	Target Allocation	Long-Term Expected Real Rate of Return
Cash	1.00 %	0.50 %
US Equity	22.50	4.75
International Equity	22.50	7.00
Fixed Income	19.00	1.50
Private Equity	10.00	8.00
Real Assets	15.00	5.00
Multi-Asset Strategies	10.00	3.00
Total	<u>100.00 %</u>	

Discount Rate - The discount rate used to measure the total OPEB liability at June 30, 2018 was 3.70%. The discount rate used to measure total OPEB liability prior to June 30, 2018 was 3.63%. The projection of cash flows used to determine the discount rate assumed that contributions will be made from members and the System at the state statute contribution rate of 2.00% of projected covered employee payroll each year, which includes a 1.50% payroll surcharge and 0.50% of contributions from the basic benefits plan. Based on these assumptions, the OPEB plan's fiduciary net position was projected to become insufficient to make future benefit payments during the fiscal year ending June 30, 2026. Therefore, the long-term expected rate of return on OPEB plan assets was used to present value the projected benefit payments through the fiscal year ending June 30, 2025 and the Fidelity General Obligation 20-year Municipal Bond Index rate of 3.62%, as of June 30, 2018 (i.e. municipal bond rate), was used to present value the projected benefit payments for the remaining years in the projection. A municipal bond rate of 3.62% was used as of June 30, 2018. The total present value of projected benefit payments from all years was then used to determine the single rate of return that was used as the discount rate. The projection of future benefit payments for all current plan members was until the benefit payments ran out.

Sensitivity of the Academy's Proportionate Share of the Net OPEB Liability to Changes in the Discount Rate and Changes in the Health Care Cost Trend Rates - The net OPEB liability is sensitive to changes in the discount rate and the health care cost trend rate. The following table presents the net OPEB liability of SERS, what SERS' net OPEB liability would be if it were calculated using a discount rate that is 1 percentage point lower (2.70%) and higher (4.70%) than the current discount rate (3.70%). Also shown is what SERS' net OPEB liability would be based on health care cost trend rates that are 1 percentage point lower (6.25% decreasing to 3.75%) and higher (8.25% decreasing to 5.75%) than the current rate.

	1% Decrease (2.70%)	Current Discount Rate (3.70%)	1% Increase (4.70%)
Academy's proportionate share of the net OPEB liability	\$ 888,096	\$ 731,894	\$ 608,211
	1% Decrease (6.25 % decreasing to 3.75 %)	Current Trend Rate (7.25 % decreasing to 4.75 %)	1% Increase (8.25 % decreasing to 5.75 %)
Academy's proportionate share of the net OPEB liability	\$ 590,504	\$ 731,894	\$ 919,120

**DECA PREP
MONTGOMERY COUNTY**

NOTES TO BASIC FINANCIAL STATEMENTS
FOR THE FISCAL YEAR ENDED JUNE 30, 2019

NOTE 13 - DEFINED BENEFIT OPEB PLANS - (Continued)

Actuarial Assumptions - STRS

Key methods and assumptions used in the latest actuarial valuation, reflecting experience study results used in the July 1, 2018, actuarial valuation, compared with July 1, 2017, are presented below:

	July 1, 2018	July 1, 2017
Inflation	2.50%	2.50%
Projected salary increases	12.50% at age 20 to 2.50% at age 65	12.50% at age 20 to 2.50% at age 65
Investment rate of return	7.45%, net of investment expenses, including inflation	7.45%, net of investment expenses, including inflation
Payroll increases	3.00%	3.00%
Cost-of-living adjustments (COLA)	0.00%	0.00%, effective July 1, 2017
Discounted rate of return	7.45%	N/A
Blended discount rate of return	N/A	4.13%
Health care cost trends		6 to 11% initial, 4.50% ultimate
	Initial	Ultimate
Medical		
Pre-Medicare	6.00%	4.00%
Medicare	5.00%	4.00%
Prescription Drug		
Pre-Medicare	8.00%	4.00%
Medicare	-5.23%	4.00%

Projections of benefits include the historical pattern of sharing benefit costs between the employers and retired plan members.

For healthy retirees the mortality rates are based on the RP-2014 Annuitant Mortality Table with 50% of rates through age 69, 70% of rates between ages 70 and 79, 90% of rates between ages 80 and 84, and 100% of rates thereafter, projected forward generationally using mortality improvement scale MP-2016. For disabled retirees, mortality rates are based on the RP-2014 Disabled Mortality Table with 90% of rates for males and 100% of rates for females, projected forward generationally using mortality improvement scale MP-2016.

Actuarial assumptions used in the June 30, 2018, valuation are based on the results of an actuarial experience study for the period July 1, 2011 through June 30, 2016.

Assumption Changes Since the Prior Measurement Date - The discount rate was increased from the blended rate of 4.13% to the long-term expected rate of return of 7.45% based on the methodology defined under GASB Statement No. 74, Financial Reporting for Postemployment Benefit Plans Other Than Pension Plans (OPEB). Valuation year per capita health care costs were updated.

Benefit Term Changes Since the Prior Measurement Date - The subsidy multiplier for non-Medicare benefit recipients was increased from 1.90% to 1.944% per year of service effective January 1, 2019. The non-Medicare frozen subsidy base premium was increased effective January 1, 2019 and all remaining Medicare Part B premium reimbursements will be discontinued beginning January 1, 2020.

STRS' investment consultant develops an estimate range for the investment return assumption based on the target allocation adopted by the Retirement Board. The target allocation and long-term expected rate of return for each major asset class are summarized as follows:

**DECA PREP
MONTGOMERY COUNTY**

NOTES TO BASIC FINANCIAL STATEMENTS
FOR THE FISCAL YEAR ENDED JUNE 30, 2019

NOTE 13 - DEFINED BENEFIT OPEB PLANS - (Continued)

Asset Class	Target Allocation**	Long Term Expected Real Rate of Return *
Domestic Equity	28.00 %	7.35 %
International Equity	23.00	7.55
Alternatives	17.00	7.09
Fixed Income	21.00	3.00
Real Estate	10.00	6.00
Liquidity Reserves	1.00	2.25
Total	<u>100.00 %</u>	

*10-Year geometric nominal returns, which include the real rate of return and inflation of 2.25% and does not include investment expenses. Over a 30-year period, STRS' investment consultant indicates that the above target allocations should generate a return above the actuarial rate of return, without net value added by management.

** The Target Allocation percentage is effective as of July 1, 2017. Target weights will be phased in over a 24-month period concluding on July 1, 2019.

Discount Rate - The discount rate used to measure the total OPEB asset was 7.45% as of June 30, 2018. A discount rate used to measure the total OPEB liability was 4.13% as of June 30, 2017. The projection of cash flows used to determine the discount rate assumes STRS Ohio continues to allocate no employer contributions to the health care fund. Based on these assumptions, the OPEB plan's fiduciary net position was projected to be available to make all projected future benefit payments to current plan members. Therefore, the long-term expected rate of return on health care plan investments of 7.45% was used to measure the total OPEB asset as of June 30, 2018.

Sensitivity of the Academy's Proportionate Share of the Net OPEB Asset to Changes in the Discount and Health Care Cost Trend Rate - The following table represents the net OPEB asset as of June 30, 2018, calculated using the current period discount rate assumption of 7.45%, as well as what the net OPEB asset would be if it were calculated using a discount rate that is one percentage point lower (6.45%) or one percentage point higher (8.45%) than the current assumption. Also shown is the net OPEB asset as if it were calculated using health care cost trend rates that are one percentage point lower or one percentage point higher than the current health care cost trend rates.

	1% Decrease (6.45%)	Current Discount Rate (7.45%)	1% Increase (8.45%)
	Academy's proportionate share of the net OPEB asset	\$ 493,555	\$ 575,847

	1% Decrease	Current Trend Rate	1% Increase
	Academy's proportionate share of the net OPEB asset	\$ 641,106	\$ 575,847

**DECA PREP
MONTGOMERY COUNTY**

NOTES TO BASIC FINANCIAL STATEMENTS
FOR THE FISCAL YEAR ENDED JUNE 30, 2019

NOTE 14 - CONTINGENCIES

A. Grants

The Academy received financial assistance from State agencies in the form of grants. The expense of funds received under these programs generally requires compliance with terms and conditions specified in the grant agreements and are subject to audit by the grantor agencies. Any disallowed claims resulting from such audits could become a liability. However, in the opinion of management, any such disallowed claims will not have a material adverse effect on the overall financial position of the Academy at June 30, 2019.

B. State Foundation Funding

Foundation funding is based on the annualized full-time equivalent (FTE) enrollment of each student. However, there is an important nexus between attendance and enrollment for Foundation funding purposes. Community schools must provide documentation that clearly demonstrates students have participated in learning opportunities. The Ohio Department of Education (ODE) is legislatively required to adjust/reconcile funding as enrollment information is updated by schools throughout the State, which can extend past the fiscal year end.

Under Ohio Rev. Code Section 3314.08, ODE may also perform a FTE Review subsequent to the fiscal year end that may result in an additional adjustment to the enrollment information as well as claw backs of Foundation funding due to a lack of evidence to support student participation and other matters of noncompliance. ODE performed such a review on the Academy for fiscal year 2019.

The FTE review resulted in the Academy owing \$173,640 to ODE. This amount has been reported as intergovernmental payable on the statement of net position.

NOTE 15 - SERVICE AGREEMENTS

Thomas B. Fordham Foundation

The Academy entered into a five-year contract effective on July 1, 2017 and continuing through June 30, 2022 with the Thomas B. Fordham Foundation (the "Sponsor") for its establishment. The Sponsor shall carry out the responsibilities established by law, including:

- Monitor the Academy's compliance with applicable laws and the terms of the contract; and,
- Monitor and evaluate the academic, fiscal performance and the organization and operation of the Academy.

The Academy paid the Sponsor a 2.00% sponsorship fee, based on State foundation revenue for fiscal year 2019. During fiscal year 2019, the Academy made \$108,219 in payments to the Sponsor.

NOTE 16 - JOINTLY GOVERNED ORGANIZATION

Meta Solutions - The Academy is a participant in META Solutions which is a computer consortium that resulted from the mergers between Tri-Rivers Educational Computer Association (TRECA), Metropolitan Educational Council (MEC), Metropolitan Dayton Educational Cooperative Association (MDECA), Southeastern Ohio Valley Voluntary Education Cooperative (SEOVEC), and South Central Ohio Computer Association (SCOCA). META Solutions develops, implements and supports the technology and instructional needs of schools in a cost-effective manner. META Solutions provides instructional, core, technology and purchasing services for its member districts. The Board of Directors consists of the Superintendents from eleven of the member districts. During fiscal year 2019, the Academy paid META Solutions \$26,411 for services. Financial information can be obtained from Dave Varda, who serves as Chief Financial Officer, 100 Executive Drive, Marion, Ohio 43302.

**DECA PREP
MONTGOMERY COUNTY**

NOTES TO BASIC FINANCIAL STATEMENTS
FOR THE FISCAL YEAR ENDED JUNE 30, 2019

NOTE 17 - RELATED PARTIES

The Superintendent and Treasurer of DECA Prep serve in the same capacity for Dayton Early College Academy. Members of the Governing Board for DECA Prep also serve on the board for Dayton Early College Academy. During fiscal year 2019, Dayton Early College Academy served as fiscal agent for the donations with Dayton Foundation for DECA Prep. During fiscal year 2019, DECA Prep provided \$500,000 in funding to Dayton Early College Academy which is reported as “intergovernmental expense” on the basic financial statements.

NOTE 18 – SUBSEQUENT EVENTS

On January 30, 2019, the Academy received the Quality School Funding grant in the amount of \$1,250,584.

The United States and the State of Ohio declared a state of emergency in March 2020 due to the COVID-19 pandemic. The financial impact of COVID-19 and the ensuing emergency measures will impact subsequent periods of the Academy. The Academy's investments of the pension and other employee benefit plan in which the Academy participates have incurred a significant decline in fair value, consistent with the general decline in financial markets. However, because the values of individual investments fluctuate with market conditions, and due to market volatility, the amount of losses that will be recognized in subsequent periods, if any, cannot be determined. In addition, the impact on the Academy's future operating costs, revenues, and any recovery from emergency funding, either federal or state, cannot be estimated.

This page intentionally left blank.

**DECA PREP
MONTGOMERY COUNTY**

SCHEDULES OF REQUIRED SUPPLEMENTARY INFORMATION

SCHEDULE OF THE ACADEMY'S PROPORTIONATE SHARE OF
THE NET PENSION LIABILITY
SCHOOL EMPLOYEES RETIREMENT SYSTEM (SERS) OF OHIO

LAST SIX FISCAL YEARS

	<u>2019</u>	<u>2018</u>	<u>2017</u>	<u>2016</u>
Academy's proportion of the net pension liability	0.02701240%	0.02593810%	0.01685300%	0.12919400%
Academy's proportionate share of the net pension liability	\$ 1,547,050	\$ 1,549,744	\$ 1,233,484	\$ 737,193
Academy's covered payroll	\$ 862,622	\$ 831,850	\$ 577,679	\$ 388,945
Academy's proportionate share of the net pension liability as a percentage of its covered payroll	179.34%	186.30%	213.52%	189.54%
Plan fiduciary net position as a percentage of the total pension liability	71.36%	69.50%	62.98%	69.16%

Note: Information prior to 2014 was unavailable. Schedule is intended to show information for 10 years. Additional years will be displayed as they become available.

Amounts presented for each fiscal year were determined as of the Academy's measurement date which is the prior year-end.

SEE ACCOMPANYING NOTES TO THE REQUIRED SUPPLEMENTARY INFORMATION

<u>2015</u>	<u>2014</u>
0.01149500%	0.00463823%
\$ 581,755	\$ 275,840
\$ 334,012	\$ 112,587
174.17%	245.00%
71.70%	65.52%

**DECA PREP
MONTGOMERY COUNTY**

SCHEDULES OF REQUIRED SUPPLEMENTARY INFORMATION

SCHEDULE OF THE ACADEMY'S PROPORTIONATE SHARE OF
THE NET PENSION LIABILITY
STATE TEACHERS RETIREMENT SYSTEM (STRS) OF OHIO

	LAST SIX FISCAL YEARS			
	2019	2018	2017	2016
Academy's proportion of the net pension liability	0.03583595%	0.03169286%	0.02153071%	0.01600180%
Academy's proportionate share of the net pension liability	\$ 7,879,521	\$ 7,528,707	\$ 7,206,978	\$ 4,422,429
Academy's covered payroll	\$ 4,136,743	\$ 3,468,721	\$ 2,269,221	\$ 1,669,521
Academy's proportionate share of the net pension liability as a percentage of its covered payroll	190.48%	217.05%	317.60%	264.89%
Plan fiduciary net position as a percentage of the total pension liability	77.31%	75.30%	66.80%	72.10%

Note: Information prior to 2014 was unavailable. Schedule is intended to show information for 10 years. Additional years will be displayed as they become available.

Amounts presented for each fiscal year were determined as of the Academy's measurement date which is the prior year-end.

SEE ACCOMPANYING NOTES TO THE REQUIRED SUPPLEMENTARY INFORMATION

<u>2015</u>	<u>2014</u>
0.01250078%	0.74692200%
\$ 3,040,622	\$ 2,164,137
\$ 1,277,238	\$ 769,177
238.06%	281.36%
74.70%	69.30%

**DECA PREP
MONTGOMERY COUNTY**

SCHEDULES OF REQUIRED SUPPLEMENTARY INFORMATION

SCHEDULE OF ACADEMY PENSION CONTRIBUTIONS
SCHOOL EMPLOYEES RETIREMENT SYSTEM (SERS) OF OHIO

LAST SEVEN FISCAL YEARS

	<u>2019</u>	<u>2018</u>	<u>2017</u>	<u>2016</u>
Contractually required contribution	\$ 120,324	\$ 116,454	\$ 116,459	\$ 80,875
Contributions in relation to the contractually required contribution	<u>(120,324)</u>	<u>(116,454)</u>	<u>(116,459)</u>	<u>(80,875)</u>
Contribution deficiency (excess)	<u>\$ -</u>	<u>\$ -</u>	<u>\$ -</u>	<u>\$ -</u>
Academy's covered payroll	\$ 891,289	\$ 862,622	\$ 831,850	\$ 577,679
Contributions as a percentage of covered payroll	13.50%	13.50%	14.00%	14.00%

Note: Information prior to fiscal year 2013 was unavailable as that was the first year of operations of the Academy.

SEE ACCOMPANYING NOTES TO THE REQUIRED SUPPLEMENTARY INFORMATION

<u>2015</u>	<u>2014</u>	<u>2013</u>
\$ 51,263	\$ 46,294	\$ 15,582
<u>(51,263)</u>	<u>(46,294)</u>	<u>(15,582)</u>
<u>\$ -</u>	<u>\$ -</u>	<u>\$ -</u>
\$ 388,945	\$ 334,012	\$ 112,587
13.18%	13.86%	13.84%

**DECA PREP
MONTGOMERY COUNTY**

SCHEDULES OF REQUIRED SUPPLEMENTARY INFORMATION

SCHEDULE OF ACADEMY PENSION CONTRIBUTIONS
STATE TEACHERS RETIREMENT SYSTEM (STRS) OF OHIO

LAST SEVEN FISCAL YEARS

	<u>2019</u>	<u>2018</u>	<u>2017</u>	<u>2016</u>
Contractually required contribution	\$ 575,160	\$ 579,144	\$ 485,621	\$ 317,691
Contributions in relation to the contractually required contribution	<u>(575,160)</u>	<u>(579,144)</u>	<u>(485,621)</u>	<u>(317,691)</u>
Contribution deficiency (excess)	<u>\$ -</u>	<u>\$ -</u>	<u>\$ -</u>	<u>\$ -</u>
Academy's covered payroll	\$ 4,108,286	\$ 4,136,743	\$ 3,468,721	\$ 2,269,221
Contributions as a percentage of covered payroll	14.00%	14.00%	14.00%	14.00%

Note: Information prior to fiscal year 2013 was unavailable as that was the first year of operations of the Academy.

SEE ACCOMPANYING NOTES TO THE REQUIRED SUPPLEMENTARY INFORMATION

<u>2015</u>	<u>2014</u>	<u>2013</u>
\$ 233,733	\$ 166,041	\$ 99,993
<u>(233,733)</u>	<u>(166,041)</u>	<u>(99,993)</u>
<u>\$ -</u>	<u>\$ -</u>	<u>\$ -</u>
\$ 1,669,521	\$ 1,277,238	\$ 769,177
14.00%	13.00%	13.00%

**DECA PREP
MONTGOMERY COUNTY**

SCHEDULES OF REQUIRED SUPPLEMENTARY INFORMATION

SCHEDULE OF THE ACADEMY'S PROPORTIONATE SHARE OF
THE NET OPEB LIABILITY
SCHOOL EMPLOYEES RETIREMENT SYSTEM (SERS) OF OHIO

LAST THREE FISCAL YEARS

	<u>2019</u>	<u>2018</u>	<u>2017</u>
Academy's proportion of the net OPEB liability	0.02638150%	0.02443950%	0.01648516%
Academy's proportionate share of the net OPEB liability	\$ 731,894	\$ 655,892	\$ 469,888
Academy's covered payroll	\$ 862,622	\$ 831,850	\$ 577,679
Academy's proportionate share of the net OPEB liability as a percentage of its covered payroll	84.85%	78.85%	81.34%
Plan fiduciary net position as a percentage of the total OPEB liability	13.57%	12.46%	11.49%

Note: Information prior to 2017 was unavailable. Schedule is intended to show information for 10 years. Additional years will be displayed as they become available.

Amounts presented for each fiscal year were determined as of the Academy's measurement date which is the prior year-end.

SEE ACCOMPANYING NOTES TO THE REQUIRED SUPPLEMENTARY INFORMATION

**DECA PREP
MONTGOMERY COUNTY**

SCHEDULES OF REQUIRED SUPPLEMENTARY INFORMATION

SCHEDULE OF THE ACADEMY'S PROPORTIONATE SHARE OF
THE NET OPEB LIABILITY/ASSET
STATE TEACHERS RETIREMENT SYSTEM (STRS) OF OHIO

LAST THREE FISCAL YEARS

	<u>2019</u>	<u>2018</u>	<u>2017</u>
Academy's proportion of the net OPEB liability/asset	0.03583595%	0.03169286%	0.02153071%
Academy's proportionate share of the net OPEB liability/(asset)	\$ (575,847)	\$ 1,236,538	\$ 1,151,468
Academy's covered payroll	\$ 4,136,743	\$ 3,468,721	\$ 2,269,221
Academy's proportionate share of the net OPEB liability/asset as a percentage of its covered payroll	-13.92%	35.65%	50.74%
Plan fiduciary net position as a percentage of the total OPEB liability/asset	176.00%	47.10%	37.30%

Note: Information prior to 2017 was unavailable. Schedule is intended to show information for 10 years. Additional years will be displayed as they become available.

Amounts presented for each fiscal year were determined as of the Academy's measurement date which is the prior year-end.

SEE ACCOMPANYING NOTES TO THE REQUIRED SUPPLEMENTARY INFORMATION

**DECA PREP
MONTGOMERY COUNTY**

SCHEDULES OF REQUIRED SUPPLEMENTARY INFORMATION

SCHEDULE OF ACADEMY OPEB CONTRIBUTIONS
SCHOOL EMPLOYEES RETIREMENT SYSTEM (SERS) OF OHIO

LAST SEVEN FISCAL YEARS

	<u>2019</u>	<u>2018</u>	<u>2017</u>	<u>2016</u>
Contractually required contribution	\$ 12,205	\$ 13,322	\$ 4,616	\$ 5,795
Contributions in relation to the contractually required contribution	<u>(12,205)</u>	<u>(13,322)</u>	<u>(4,616)</u>	<u>(5,795)</u>
Contribution deficiency (excess)	<u>\$ -</u>	<u>\$ -</u>	<u>\$ -</u>	<u>\$ -</u>
Academy's covered payroll	\$ 891,289	\$ 862,622	\$ 831,850	\$ 577,679
Contributions as a percentage of covered payroll	1.37%	1.54%	0.55%	1.00%

Note: Information prior to fiscal year 2013 was unavailable as that was the first year of operations of the Academy.

SEE ACCOMPANYING NOTES TO THE REQUIRED SUPPLEMENTARY INFORMATION

<u>2015</u>	<u>2014</u>	<u>2013</u>
\$ 8,385	\$ 2,511	\$ 190
<u>(8,385)</u>	<u>(2,511)</u>	<u>(190)</u>
<u>\$ -</u>	<u>\$ -</u>	<u>\$ -</u>
\$ 388,945	\$ 334,012	\$ 112,587
2.16%	0.75%	0.17%

**DECA PREP
MONTGOMERY COUNTY**

SCHEDULES OF REQUIRED SUPPLEMENTARY INFORMATION

SCHEDULE OF ACADEMY OPEB CONTRIBUTIONS
STATE TEACHERS RETIREMENT SYSTEM (STRS) OF OHIO

LAST SEVEN FISCAL YEARS

	<u>2019</u>	<u>2018</u>	<u>2017</u>	<u>2016</u>
Contractually required contribution	\$ -	\$ -	\$ -	\$ -
Contributions in relation to the contractually required contribution	-	-	-	-
Contribution deficiency (excess)	<u>\$ -</u>	<u>\$ -</u>	<u>\$ -</u>	<u>\$ -</u>
Academy's covered payroll	\$ 4,108,286	\$ 4,136,743	\$ 3,468,721	\$ 2,269,221
Contributions as a percentage of covered payroll	0.00%	0.00%	0.00%	0.00%

Note: Information prior to fiscal year 2013 was unavailable as that was the first year of operations of the Academy.

SEE ACCOMPANYING NOTES TO THE REQUIRED SUPPLEMENTARY INFORMATION

<u>2015</u>	<u>2014</u>	<u>2013</u>
\$ -	\$ 13,047	\$ 7,692
<u>-</u>	<u>(13,047)</u>	<u>(7,692)</u>
<u>\$ -</u>	<u>\$ -</u>	<u>\$ -</u>
\$ 1,669,521	\$ 1,277,238	\$ 769,177
0.00%	1.02%	1.00%

**DECA PREP
MONTGOMERY COUNTY**

NOTES TO THE REQUIRED SUPPLEMENTARY INFORMATION
FOR THE FISCAL YEAR ENDED JUNE 30, 2019

PENSION

SCHOOL EMPLOYEES RETIREMENT SYSTEM (SERS) OF OHIO

Changes in benefit terms: There were no changes in benefit terms from the amounts reported for fiscal years 2014-2017. For fiscal year 2018, SERS changed from a fixed 3% annual increase to a Cost of Living Adjustment (COLA) based on the changes in the Consumer Price Index (CPI-W), with a cap of 2.5% and a floor of 0%. There were no changes in benefit terms from the amounts previously reported for fiscal year 2019.

Changes in assumptions: There were no changes in methods and assumptions used in the calculation of actuarial determined contributions for fiscal years 2014-2016. For fiscal year 2017, the following changes of assumptions affected the total pension liability since the prior measurement date: (a) the assumed rate of inflation was reduced from 3.25% to 3.00%, (b) payroll growth assumption was reduced from 4.00% to 3.50%, (c) assumed real wage growth was reduced from 0.75% to 0.50%, (d) Rates of withdrawal, retirement and disability were updated to reflect recent experience, (e) mortality among active members was updated to RP-2014 Blue Collar Mortality Table with fully generational projection and a five year age set-back for both males and females, (f) mortality among service retired members, and beneficiaries was updated to the following RP-2014 Blue Collar Mortality Table with fully generational projection with Scale BB, 120% of male rates, and 110% of female rates, (g) mortality among disabled members was updated to RP-2000 Disabled Mortality Table, 90% for male rates and 100% for female rates, set back five years is used for the period after disability retirement and (h) the discount rate was reduced from 7.75% to 7.50%. There were no changes in methods and assumptions used in the calculation of actuarial determined contributions for fiscal years 2018-2019.

STATE TEACHERS RETIREMENT SYSTEM (STRS) OF OHIO

Changes in benefit terms: There were no changes in benefit terms from the amounts reported for fiscal years 2014-2017. For fiscal year 2018, STRS decreased the Cost of Living Adjustment (COLA) to zero. There were no changes in benefit terms from amounts previously reported for fiscal year 2019.

Changes in assumptions: There were no changes in methods and assumptions used in the calculation of actuarial determined contributions for fiscal years 2014-2017. For fiscal year 2018, the following changes of assumption affected the total pension liability since the prior measurement date: (a) the long term expected rate of return was reduced from 7.75% to 7.45%, (b) the inflation assumption was lowered from 2.75% to 2.50%, (c) the payroll growth assumption was lowered to 3.00%, (d) total salary increases rate was lowered by decreasing the merit component of the individual salary increases, in addition to a decrease of 0.25% due to lower inflation (e) the healthy and disabled mortality assumptions were updated to the RP-2014 mortality tables with generational improvement scale MP-2016 and (f) rates of retirement, termination and disability were modified to better reflect anticipated future experience. There were no changes in methods and assumptions used in the calculation of actuarial determined contributions for fiscal year 2019.

(Continued)

**DECA PREP
MONTGOMERY COUNTY**

NOTES TO THE REQUIRED SUPPLEMENTARY INFORMATION (CONTINUED)
FOR THE FISCAL YEAR ENDED JUNE 30, 2019

OTHER POSTEMPLOYMENT BENEFITS (OPEB)

SCHOOL EMPLOYEES RETIREMENT SYSTEM (SERS) OF OHIO

Changes in benefit terms: There were no changes in benefit terms from the amounts previously reported for fiscal years 2017-2019.

Changes in assumptions: There were no changes in methods and assumptions used in the calculation of actuarial determined contributions for fiscal year 2017. For fiscal year 2018, the following changes of assumptions affected the total OPEB liability since the prior measurement date: (a) assumed rate of inflation was reduced from 3.25% to 3.00%, (b) payroll growth assumption was reduced from 4.00% to 3.50%, (c) assumed real wage growth was reduced from 0.75% to 0.50%, (d) rates of withdrawal, retirement, and disability were updated to reflect recent experience, (e) mortality among active members was updated to the following: RP-2014 Blue Collar Mortality Table with fully generational projection and a five-year age set-back for both males and females, (f) mortality among service retired members, and beneficiaries was updated to the following: RP-2014 Blue Collar Mortality Table with fully generational projection with Scale BB, 120% of male rates, and 110% of female rates, (g) mortality among disabled members was updated to the following: RP-2000 Disabled Mortality Table, 90% for male rates and 100% for female rates, set back five years is used for the period after disability retirement, (h) the municipal bond index rate increased from 2.92% to 3.56% and (i) the single equivalent interest rate, net of plan investment expense, including price inflation increased from 2.98% to 3.63%. For fiscal year 2019, the following changes of assumptions affected the total OPEB liability since the prior measurement date: (a) the discount rate increased from 3.63% to 3.70%, (b) the health care cost trend rate for Medicare were changed from a range of 5.50%-5.00% to a range of 5.375%-4.75% and Pre-Medicare were changed from a range of 7.50%-5.00% to a range of 7.25%-4.75%, (c) the municipal bond index rate increased from 3.56% to 3.62% and (i) the single equivalent interest rate, net of plan investment expense, including price inflation increased from 3.63% to 3.70%.

STATE TEACHERS RETIREMENT SYSTEM (STRS) OF OHIO

Changes in benefit terms: There were no changes in benefit terms from the amounts previously reported for fiscal year 2017. For fiscal year 2018, STRS reduced the subsidy multiplier for non-Medicare benefit recipients from 2.1% to 1.9% per year of service. Medicare Part B premium reimbursements were discontinued for certain survivors and beneficiaries and all remaining Medicare Part B premium reimbursements will be discontinued beginning January 2019. For fiscal year 2019, STRS increased the subsidy multiplier for non-Medicare benefit recipients from 1.9% to 1.944% per year of service effective January 1, 2019. The non-Medicare frozen subsidy base premium was increased January 1, 2019 and all remaining Medicare Part B premium reimbursements will be discontinued beginning January 1, 2020.

Changes in assumptions: There were no changes in methods and assumptions used in the calculation of actuarial determined contributions for fiscal year 2017. For fiscal year 2018, the following changes of assumption affected the total OPEB liability since the prior measurement date: (a) the discount rate was increased from 3.26% to 4.13% based on the methodology defined under GASB Statement No. 74, Financial Reporting for Postemployment Benefit Plans Other Than Pension Plans (OPEB), (b) the long term expected rate of return was reduced from 7.75% to 7.45%, (c) valuation year per capita health care costs were updated, and the salary scale was modified, (d) the percentage of future retirees electing each option was updated based on current data and the percentage of future disabled retirees and terminated vested participants electing health coverage were decreased and (e) the assumed mortality, disability, retirement, withdrawal and future health care cost trend rates were modified along with the portion of rebated prescription drug costs. For fiscal year 2019, the following changes of assumptions affected the total OPEB liability since the prior measurement date: (a) the discount rate was increased from the blended rate of 4.13% to the long-term expected rate of return of 7.45% based on the methodology defined under GASB Statement No. 74, Financial Reporting for Postemployment Benefit Plans Other Than Pension Plans (OPEB) and (b) decrease in trend rates from 6.00%-11.00 initial; 4.50% ultimate down to Medical Pre-Medicare 6.00% and Medicare 5.00% initial; 4.00% ultimate and Prescription Drug Pre-Medicare 8.00% and Medicare (5.23%) initial; 4.00% ultimate.

This page intentionally left blank.

**DECA PREP
MONTGOMERY COUNTY**

**SCHEDULE OF EXPENDITURES OF FEDERAL AWARDS
FOR THE FISCAL YEAR ENDED JUNE 30, 2019**

FEDERAL GRANTOR <i>Pass Through Grantor</i> Program / Cluster Title	Federal CFDA Number	Pass Through Entity Identifying Number	Expenditures
U.S. DEPARTMENT OF AGRICULTURE			
<i>Passed Through Ohio Department of Education</i>			
Child Nutrition Cluster:			
School Breakfast Program	10.553	N/A	\$105,818
National School Lunch Program	10.555	N/A	248,305
Total Child Nutrition Cluster			<u>354,123</u>
Total U.S. Department of Agriculture			<u>354,123</u>
U. S. DEPARTMENT OF EDUCATION			
<i>Passed Through Ohio Department of Education</i>			
Title I Grants to Local Educational Agencies	84.010	N/A	1,041,801
Special Education Cluster (IDEA):			
Special Education Grants to States	84.027	N/A	160,929
Total Special Education Cluster (IDEA)			<u>160,929</u>
Supporting Effective Instruction State Grants (formerly Improving Teacher Quality State Grants)	84.367	N/A	122,380
Student Support and Academic Enrichment Program	84.424	N/A	14,707
Total U. S. Department of Education			<u>1,339,817</u>
Total Federal Awards Expenditures			<u><u>\$1,693,940</u></u>

The accompanying notes are an integral part of this schedule.

**DECA PREP
MONTGOMERY COUNTY**

**NOTES TO THE SCHEDULE OF EXPENDITURES OF FEDERAL AWARDS
2 CFR 200.510(b)(6)
FOR THE FISCAL YEAR ENDED JUNE 30, 2019**

NOTE A – BASIS OF PRESENTATION

The accompanying Schedule of Expenditures of Federal Awards (the Schedule) includes the federal award activity of DECA Prep’s (the Academy’s) under programs of the federal government for the fiscal year ended June 30, 2019. The information on this Schedule is prepared in accordance with the requirements of Title 2 U.S. Code of Federal Regulations Part 200, *Uniform Administrative Requirements, Cost Principles, and Audit Requirements for Federal Awards* (Uniform Guidance). Because the Schedule presents only a selected portion of the operations of the Academy, it is not intended to and does not present the financial position, changes in net position, or cash flows of the Academy.

NOTE B – SUMMARY OF SIGNIFICANT ACCOUNTING POLICIES

Expenditures reported on the Schedule are reported on the cash basis of accounting. Such expenditures are recognized following the cost principles contained in Title 2 U.S. Code of Federal Regulations Part 200, *Uniform Administrative Requirements, Cost Principles, and Audit Requirements for Federal Awards*, wherein certain types of expenditures may or may not be allowable or may be limited as to reimbursement.

NOTE C – INDIRECT COST RATE

The Academy has elected not to use the 10-percent de minimis indirect cost rate as allowed under the Uniform Guidance.

NOTE D - CHILD NUTRITION CLUSTER

The Academy commingles cash receipts from the U.S. Department of Agriculture with similar State grants. When reporting expenditures on this Schedule, the Academy assumes it expends federal monies first.

NOTE E - MATCHING REQUIREMENTS

Certain Federal programs require the Academy to contribute non-Federal funds (matching funds) to support the Federally-funded programs. The Academy has met its matching requirements. The Schedule does not include the expenditure of non-Federal matching funds.

NOTE F - TRANSFERS BETWEEN PROGRAM YEARS

Federal regulations require schools to obligate certain federal awards by June 30. However, with ODE’s consent, schools can transfer unobligated amounts to the subsequent fiscal year’s program. The Academy transferred the following amounts from 2019 to 2020 programs:

<u>Program Title</u>	<u>CFDA Number</u>	<u>Amt. Transferred</u>
Title I Grants to Local Educational Agencies	84.010	\$67,180
Special Education Grants to States	84.027	2,319
Special Education Preschool Grants	84.173	995
Supporting Effective Instruction State Grants (formerly Improving Teacher Quality State Grants)	84.367	52,653
Student Support and Academic Enrichment Program	84.424	21,948

OHIO AUDITOR OF STATE KEITH FABER



One First National Plaza
130 West Second Street, Suite 2040
Dayton, Ohio 45402-1502
(937) 285-6677 or (800) 443-9274
WestRegion@ohioauditor.gov

INDEPENDENT AUDITOR'S REPORT ON INTERNAL CONTROL OVER FINANCIAL REPORTING AND ON COMPLIANCE AND OTHER MATTERS REQUIRED BY *GOVERNMENT AUDITING STANDARDS*

DECA Prep
Montgomery County
200 Homewood Avenue
Dayton, Ohio 45405

To the Governing Board:

We have audited, in accordance with auditing standards generally accepted in the United States and the Comptroller General of the United States' *Government Auditing Standards*, the financial statements of DECA Prep, Montgomery County, (the Academy) as of and for the fiscal year ended June 30, 2019, and the related notes to the financial statements, which collectively comprise the Academy's basic financial statements and have issued our report thereon dated March 31, 2020, wherein we noted that the financial impact of COVID-19 and the ensuing emergency measures will impact subsequent periods of the Academy.

Internal Control Over Financial Reporting

As part of our financial statement audit, we considered the Academy's internal control over financial reporting (internal control) to determine the audit procedures appropriate in the circumstances to the extent necessary to support our opinion on the financial statements, but not to the extent necessary to opine on the effectiveness of the Academy's internal control. Accordingly, we have not opined on it.

A *deficiency in internal control* exists when the design or operation of a control does not allow management or employees, when performing their assigned functions, to prevent, or detect and timely correct misstatements. A *material weakness* is a deficiency, or combination of internal control deficiencies resulting in a reasonable possibility that internal control will not prevent or detect and timely correct a material misstatement of the Academy's financial statements. A *significant deficiency* is a deficiency, or a combination of deficiencies, in internal control that is less severe than a material weakness, yet important enough to merit attention by those charged with governance.

Our consideration of internal control was for the limited purpose described in the first paragraph of this section and was not designed to identify all internal control deficiencies that might be material weaknesses or significant deficiencies. Therefore, unidentified material weaknesses or significant deficiencies may exist. Given these limitations, we did not identify any deficiencies in internal control that we consider material weaknesses. We did identify a certain deficiency in internal control, described in the accompanying schedule of findings that we consider a significant deficiency. We consider finding 2019-001 to be a significant deficiency.

Compliance and Other Matters

As part of reasonably assuring whether the Academy's financial statements are free of material misstatement, we tested its compliance with certain provisions of laws, regulations, contracts, and grant agreements, noncompliance with which could directly and materially affect the determination of financial statement amounts. However, opining on compliance with those provisions was not an objective of our audit and accordingly, we do not express an opinion. The results of our tests disclosed no instances of noncompliance or other matters we must report under *Government Auditing Standards*.

Academy's Response to the Finding

The Academy's response to the finding identified in our audit is described in the accompanying schedule of findings and corrective action plan. We did not subject the Academy's response to the auditing procedures applied in the audit of the financial statements and, accordingly, we express no opinion on it.

Purpose of this Report

This report only describes the scope of our internal control and compliance testing and our testing results, and does not opine on the effectiveness of the Academy's internal control or on compliance. This report is an integral part of an audit performed under *Government Auditing Standards* in considering the Academy's internal control and compliance. Accordingly, this report is not suitable for any other purpose.



Keith Faber
Auditor of State
Columbus, Ohio

March 31, 2020

OHIO AUDITOR OF STATE KEITH FABER



One First National Plaza
130 West Second Street, Suite 2040
Dayton, Ohio 45402-1502
(937) 285-6677 or (800) 443-9274
WestRegion@ohioauditor.gov

INDEPENDENT AUDITOR'S REPORT ON COMPLIANCE WITH REQUIREMENTS APPLICABLE TO THE MAJOR FEDERAL PROGRAM AND ON INTERNAL CONTROL OVER COMPLIANCE REQUIRED BY THE UNIFORM GUIDANCE

DECA Prep
Montgomery County
200 Homewood Avenue
Dayton, Ohio 45405

To the Governing Board:

Report on Compliance for the Major Federal Program

We have audited DECA Prep's (the Academy) compliance with the applicable requirements described in the U.S. Office of Management and Budget (OMB) *Compliance Supplement* that could directly and materially affect DECA Prep's major federal program for the fiscal year ended June 30, 2019. The *Summary of Auditor's Results* in the accompanying schedule of findings identifies the Academy's major federal program.

Management's Responsibility

The Academy's Management is responsible for complying with federal statutes, regulations, and the terms and conditions of its federal awards applicable to its federal programs.

Auditor's Responsibility

Our responsibility is to opine on the Academy's compliance for the Academy's major federal program based on our audit of the applicable compliance requirements referred to above. Our compliance audit followed auditing standards generally accepted in the United States of America; the standards for financial audits included in the Comptroller General of the United States' *Government Auditing Standards*; and the audit requirements of Title 2 U.S. *Code of Federal Regulations* Part 200, *Uniform Administrative Requirements, Cost Principles, and Audit Requirements for Federal Awards* (Uniform Guidance). These standards and the Uniform Guidance require us to plan and perform the audit to reasonably assure whether noncompliance with the applicable compliance requirements referred to above that could directly and materially affect a major federal program occurred. An audit includes examining, on a test basis, evidence about the Academy's compliance with those requirements and performing such other procedures as we considered necessary in the circumstances.

We believe our audit provides a reasonable basis for our compliance opinion on the Academy's major program. However, our audit does not provide a legal determination of the Academy's compliance.

Opinion on the Major Federal Program

In our opinion, DECA Prep complied, in all material respects with the compliance requirements referred to above that could directly and materially affect its major federal program for the fiscal year ended June 30, 2019.

Report on Internal Control Over Compliance

The Academy's management is responsible for establishing and maintaining effective internal control over compliance with the applicable compliance requirements referred to above. In planning and performing our compliance audit, we considered the Academy's internal control over compliance with the applicable requirements that could directly and materially affect a major federal program, to determine our auditing procedures appropriate for opining on the major federal program's compliance and to test and report on internal control over compliance in accordance with the Uniform Guidance, but not to the extent needed to opine on the effectiveness of internal control over compliance. Accordingly, we have not opined on the effectiveness of the Academy's internal control over compliance.

A deficiency in internal control over compliance exists when the design or operation of a control over compliance does not allow management or employees, when performing their assigned functions, to prevent, or to timely detect and correct, noncompliance with a federal program's applicable compliance requirement. A *material weakness in internal control over compliance* is a deficiency, or combination of deficiencies, in internal control over compliance, such that there is a reasonable possibility that material noncompliance with a federal program compliance requirement will not be prevented, or timely detected and corrected. A *significant deficiency in internal control over compliance* is a deficiency, or a combination of deficiencies, in internal control over compliance with federal program's applicable compliance requirement that is less severe than a material weakness in internal control over compliance, yet important enough to merit attention by those charged with governance.

Our consideration of internal control over compliance was for the limited purpose described in the first paragraph of this section and would not necessarily identify all deficiencies in internal control over compliance that might be material weaknesses or significant deficiencies. We did not identify any deficiencies in internal control over compliance that we consider to be material weaknesses. However, material weaknesses may exist that have not been identified.

This report only describes the scope of our internal control over compliance tests and the results of this testing based on Uniform Guidance requirements. Accordingly, this report is not suitable for any other purpose.



Keith Faber
Auditor of State
Columbus, Ohio

March 31, 2020

**DECA PREP
MONTGOMERY COUNTY**

**SCHEDULE OF FINDINGS
2 CFR § 200.515
JUNE 30, 2019**

1. SUMMARY OF AUDITOR'S RESULTS

<i>(d)(1)(i)</i>	Type of Financial Statement Opinion	Unmodified
<i>(d)(1)(ii)</i>	Were there any material weaknesses in internal control reported at the financial statement level (GAGAS)?	No
<i>(d)(1)(ii)</i>	Were there any significant deficiencies in internal control reported at the financial statement level (GAGAS)?	Yes
<i>(d)(1)(iii)</i>	Was there any reported material noncompliance at the financial statement level (GAGAS)?	No
<i>(d)(1)(iv)</i>	Were there any material weaknesses in internal control reported for major federal programs?	No
<i>(d)(1)(iv)</i>	Were there any significant deficiencies in internal control reported for major federal programs?	No
<i>(d)(1)(v)</i>	Type of Major Programs' Compliance Opinion	Unmodified
<i>(d)(1)(vi)</i>	Are there any reportable findings under 2 CFR § 200.516(a)?	No
<i>(d)(1)(vii)</i>	Major Programs (list):	Title I Grants to Local Educational Agencies (CFDA #84.010)
<i>(d)(1)(viii)</i>	Dollar Threshold: Type A/B Programs	Type A: > \$ 750,000 Type B: all others
<i>(d)(1)(ix)</i>	Low Risk Auditee under 2 CFR § 200.520?	No

**2. FINDINGS RELATED TO THE FINANCIAL STATEMENTS
REQUIRED TO BE REPORTED IN ACCORDANCE WITH GAGAS**

FINDING NUMBER 2019-001

SIGNIFICANT DEFICIENCY – PAYROLL RECONCILIATION

Sound accounting practices require that when designing the public office's system of internal control and the specific control activities, management should ensure adequate security of assets and records, and verify the existence and valuation of assets and liabilities and periodically reconcile them to the accounting records.

**FINDING NUMBER 2019-001
(Continued)**

The reconciliation of cash (bank) balances to the accounting system records (book) is the most basic and primary control process performed. Lack of completing an accurate and timely reconciliation may allow for accounting errors, theft and fraud to occur without timely detection.

The Treasurer is responsible for reconciling the book (fund) balance to the total bank balance on a monthly basis, and the Board and/or other administrators are responsible for reviewing the reconciliations and related support.

Monthly bank to book reconciliations over the payroll account were not completed prior to June 2019. At June 30, 2019, the bank balance exceeded the book balance by \$3,869. Failure to reconcile monthly increases the possibility that the Academy will not be able to identify, assemble, analyze, classify, and record its transactions correctly or to document compliance with finance related legal and contractual requirements. Further, the lack of accurate monthly reconciliations increases the risk of theft/fraud over the cash cycle and could lead to inaccurate reporting in the annual financial statements.

The Academy should record all transactions and prepare monthly bank to book cash reconciliations, which include all bank accounts and all fund balances. Variances should be investigated, documented and corrected. In addition, the Board should review the monthly cash reconciliations including the related support (such as reconciling items) and document the reviews.

Official's Response: The payroll account has been reconciled monthly beginning July 1, 2019.

3. FINDINGS AND QUESTIONED COSTS FOR FEDERAL AWARDS
--

None



SUMMARY SCHEDULE OF PRIOR AUDIT FINDINGS
2 CFR § 200.511(b)
JUNE 30, 2019

Finding Number	Finding Summary	Status	Additional Information
2018-001	Finding for Recovery – Repaid under prior audit	Corrective action taken and finding fully corrected	
2018-002	Financial Statement Misstatements	Fully corrected	



CORRECTIVE ACTION PLAN
2 CFR § 200.511(c)
June 30, 2019

Finding Number: 2019-001
Planned Corrective Action: The payroll account has been reconciled monthly beginning July 1, 2019.
Anticipated Completion Date: 06/30/2020
Responsible Contact Person: Steven A. Hinshaw, Ph.D.

DECA PREP
200 Homewood Avenue
Dayton, OH 45405
DaytonEarlyCollege.org
O. 937.610.0110
F. 937.260.4478

OHIO AUDITOR OF STATE KEITH FABER



DECA PERP

MONTGOMERY COUNTY

CLERK'S CERTIFICATION

This is a true and correct copy of the report which is required to be filed in the Office of the Auditor of State pursuant to Section 117.26, Revised Code, and which is filed in Columbus, Ohio.

Susan Babbitt

CLERK OF THE BUREAU

**CERTIFIED
MAY 19, 2020**