

METROPOLITAN PARK DISTRICT OF THE TOLEDO AREA

LUCAS COUNTY, OHIO

REGULAR AUDIT

For the Year Ended December 31, 2019





88 East Broad Street
Columbus, Ohio 43215
IPAReport@ohioauditor.gov
(800) 282-0370

Board of Park Commissioners
Metropolitan Park District of the Toledo Area
5100 West Central Avenue
Toledo, Ohio 43615

We have reviewed the *Independent Auditor's Report* of the Metropolitan Park District of the Toledo Area, Lucas County, prepared by Charles E. Harris & Associates, Inc., for the audit period January 1, 2019 through December 31, 2019. Based upon this review, we have accepted these reports in lieu of the audit required by Section 117.11, Revised Code. The Auditor of State did not audit the accompanying financial statements and, accordingly, we are unable to express, and do not express an opinion on them.

Our review was made in reference to the applicable sections of legislative criteria, as reflected by the Ohio Constitution, and the Revised Code, policies, procedures and guidelines of the Auditor of State, regulations and grant requirements. The Metropolitan Park District of the Toledo Area is responsible for compliance with these laws and regulations.

Keith Faber
Auditor of State
Columbus, Ohio

November 25, 2020

This page intentionally left blank.

Metropolitan Park District of the Toledo Area
Lucas County
Regular Audit
TABLE OF CONTENTS

Independent Auditor’s Report.....	1
Management’s Discussion and Analysis.....	5
Government-wide Financial Statements:	
Statement of Net Position	13
Statement of Activities.....	14
Balance Sheet.....	16
Reconciliation of Total Governmental Fund Balances to Net Position of Governmental Activities	17
Fund Financial Statements:	
Statement of Revenues, Expenditures and Changes in Fund Balances – Governmental Funds.....	19
Reconciliation of the Statement of Revenues, Expenditures and Changes in Fund Balances of Governmental Funds to the Statement of Activities.....	20
Statement of Revenues, Expenditures and Changes in Fund Balances – Budget and Actual (Non-GAAP Budgetary Basis) – General Fund	21
Statement of Net Position – Proprietary Fund.....	22
Statement of Revenues, Expenditures and Changes in Fund Net Position – Proprietary Fund.....	23
Statement of Cash Flow – Proprietary Fund	24
Notes to the Basic Financial Statements	25
Required Supplementary Information:	
Schedule of the District’s Proportionate Share of Net Pension Liability – Last Six Fiscal Years	64
Schedule of the District’s Pension Contributions – Last Seven Years	66
Schedule of the District’s Proportionate Share of the Net OPEB Liability – Last Three Years.....	69
Schedule of the District’s OPEB Contributions – Last Seven Years.....	70
Notes to Required Supplementary Information.....	72

Metropolitan Park District of the Toledo Area
Lucas County
Regular Audit

TABLE OF CONTENTS-Continued

TITLE	PAGE
Independent Auditor’s Report on Internal Control Over Financial Reporting and on Compliance and Other Matters Based on an Audit of Financial Statements Performed in Accordance with <i>Government Auditing Standards</i>	73
Schedule of Findings	75
Prepared by Management:	
Schedule of Prior Audit Findings.....	76
Corrective Action Plan.....	77

Rockefeller Building
614 W Superior Ave Ste 1242
Cleveland OH 44113-1306
Office phone - (216) 575-1630
Fax - (216) 436-2411

Charles E. Harris & Associates, Inc.
Certified Public Accountants

INDEPENDENT AUDITORS' REPORT

Metropolitan Park District of the Toledo Area
Lucas County
5100 W. Central Avenue
Toledo, OH 43615

To the Board of Park Commissioners:

Report on the Financial Statements

We have audited the accompanying financial statements of the governmental activities, the business-type activities, each major fund and the aggregate remaining fund information of the Metropolitan Park District of the Toledo Area, Lucas County, Ohio (the District), as of and for the year ended December 31, 2019, and the related notes to the financial statements, which collectively comprise the District's basic financial statements as listed in the table of contents.

Management's Responsibility for the Financial Statements

Management is responsible for the preparation and fair presentation of these financial statements in accordance with accounting principles generally accepted in the United States of America; this includes the design, implementation, and maintenance of internal control relevant to the preparation and fair presentation of financial statements that are free from material misstatement, whether due to fraud or error.

Auditor's Responsibility

Our responsibility is to express an opinion on these financial statements based on our audit. We conducted our audit in accordance with auditing standards generally accepted in the United States of America and the standards applicable to financial audits contained in *Government Auditing Standards*, issued by the Comptroller General of the United States. Those standards require that we plan and perform the audit to obtain reasonable assurance about whether the financial statements are free from material misstatement.

An audit involves performing procedures to obtain audit evidence about the amounts and disclosures in the financial statements. The procedures selected depend on the auditor's judgment, including the assessment of the risks of material misstatement of the financial statements, whether due to fraud or error. In making those risk assessments, the auditor considers internal control relevant to the District's preparation and fair presentation of the financial statements in order to design audit procedures that are appropriate in the circumstances, but not for the purpose of expressing an opinion on the effectiveness of the District's internal control. Accordingly, we express no such opinion. An audit also includes evaluating the appropriateness of accounting policies used and the reasonableness of significant accounting estimates made by management, as well as evaluating the overall presentation of the financial statements.

We believe that the audit evidence we have obtained is sufficient and appropriate to provide a basis for our audit opinion.

Opinion

In our opinion, the financial statements referred to above present fairly, in all material respects, the respective financial position of the governmental activities, the business-type activities, each major fund, and the aggregate remaining fund information of the Metropolitan Park District of the Toledo Area, Lucas County, Ohio as of December 31, 2019, and the respective changes in financial position and, where applicable, cash flows and the budgetary comparison for the General Fund thereof for the year then ended in accordance with the accounting principles generally accepted in the United States of America.

Emphasis of Matter

As discussed in Note 16 to the financial statements, the financial impact of COVID-19 and the ensuing emergency measures will impact subsequent periods of the District. We did not modify our opinion regarding this matter.


Other Matters

Required Supplementary Information

Accounting principles generally accepted in the United States of America require that the Management's discussion and analysis, schedules of net pension liabilities, other postemployment benefit liabilities, and pension and other postemployment benefit contributions listed in the table of contents, be presented to supplement the basic financial statements. Such information, although not a part of the basic financial statements, is required by the Governmental Accounting Standards Board, who considers it to be an essential part of financial reporting for placing the basic financial statements in an appropriate operational, economic, or historical context. We applied certain limited procedures to the required supplementary information in accordance with auditing standards generally accepted in the United States of America, which consisted of inquiries of management about the methods of preparing the information and comparing the information for consistency with management's responses to our inquiries, the basic financial statements, and other knowledge we obtained during our audit of the basic financial statements. We do not express an opinion or provide any assurance on the information because the limited procedures do not provide us with sufficient evidence to express an opinion or provide any assurance.

Other Reporting Required by Government Auditing Standards

In accordance with *Government Auditing Standards*, we have also issued our report dated September 8, 2020, on our consideration of the District's internal control over financial reporting and our tests of its compliance with certain provisions of laws, regulations, contracts and grant agreements and other matters. The purpose of that report is solely to describe the scope of our testing of internal control over financial reporting and compliance, and the results of that testing, and not to provide an opinion on the effectiveness of the District's internal control over financial reporting or on compliance. That report is an integral part of an audit performed in accordance with *Government Auditing Standards* in considering the District's internal control over financial reporting and compliance.



Charles E. Harris & Associates, Inc.
September 8, 2020

This Page Intentionally Left Blank

**METROPOLITAN PARK DISTRICT OF THE TOLEDO AREA
LUCAS COUNTY, OHIO**

***Management's Discussion and Analysis - Unaudited
For the Year Ended December 31, 2019***

The discussion and analysis of Metropolitan Park District of the Toledo Area's (the District) financial performance provides an overall review of the District's financial activities for the year ended December 31, 2019. The intent of this discussion and analysis is to look at the District's financial performance as a whole; readers should also review the basic financial statements and the notes to the basic financial statements to enhance their understanding of the District's financial performance.

Financial Highlights

Key financial highlights for 2019 are as follows:

- ❑ Net position of governmental activities increased \$254,234, which represents a .23% increase from 2018. Business-type activities decreased by 72.3% to \$11,264 in 2019.
- ❑ General revenues accounted for \$18,122,921 in revenue or 81.6% of all revenues. Program specific revenues in the form of charges for services, grants and contributions accounted for \$4,081,468 or 18.4% of total revenues of \$22,204,389.
- ❑ The District had \$21,933,683 in expenses related to governmental activities; only \$4,064,996 of these expenses were offset by program specific charges for services, grants or contributions. General revenues (primarily property taxes and unrestricted intergovernmental revenues) of \$18,122,921 were adequate to provide for these programs.
- ❑ Among major funds, the general fund had \$18,573,837 in revenues and \$24,077,391 in expenditures and other financing uses. The general fund's fund balance decreased \$5,503,554 to \$7,245,597 for 2019. The net increase of all governmental funds was \$1,250,624.

OVERVIEW OF THE FINANCIAL STATEMENTS

This annual report consists of two parts – *management's discussion and analysis* and the *basic financial statements*. The basic financial statements include two kinds of statements that present different views of the District:

These statements are as follows:

1. *The Government-Wide Financial Statements* – These statements provide both long-term and short-term information about the District's overall financial status.
2. *The Fund Financial Statements* – These statements focus on individual parts of the District, reporting the District's operations in more detail than the government-wide statements.

The financial statements also include notes that explain some of the information in the financial statements and provide more detailed data.

METROPOLITAN PARK DISTRICT OF THE TOLEDO AREA
LUCAS COUNTY, OHIO

Management's Discussion and Analysis - Unaudited
For the Year Ended December 31, 2019

Government-wide Statements

The government-wide statements report information about the District as a whole using accounting methods similar to those used by private-sector companies. The statement of net position includes all of the government's assets, liabilities and deferred inflows of resources. All of the current year's revenues and expenses are accounted for in the statement of activities regardless of when cash is received or paid.

The two government-wide statements report the District's net position and how they have changed. Net-position (the difference between the District's assets, liabilities and deferred inflows of resources) is one way to measure the District's financial health or position.

- Over time, increases or decreases in the District's net position are an indicator of whether its financial health is improving or deteriorating.
- To assess the overall health of the District you need to consider additional nonfinancial factors such as the District's tax base and the condition of the District's capital assets.

The government-wide financial statements of the District are divided into two categories:

- ***Governmental Activities*** – Most of the District's basic services are reported here. State and federal grants and property taxes finance most of these activities. Benefits provided through governmental activities are not necessarily paid for by the people receiving them.
- ***Business-type activity*** - The District has one business-type activity, retail operations.

Fund Financial Statements

The fund financial statements provide more detailed information about the District's most significant funds, not the District as a whole. Funds are accounting devices that the District uses to keep track of specific sources of funding and spending for particular purposes.

Governmental Funds – Most of the District's activities are reported in governmental funds, which focus on how money flows into and out of those funds and the balances left at year-end available for spending in future periods. These funds are reported using an accounting method called modified accrual accounting, which measures cash and all other financial assets that can readily be converted to cash. The governmental fund statements provide a detailed short-term view of the District's general government operations and the basic services it provides. Governmental fund information helps you determine whether there are more or fewer financial resources that can be spent in the near future to finance the District's programs. The relationship (or differences) between governmental activities (reported in the Statement of Net Position and the Statement of Activities) and governmental funds is reconciled in the financial statements.

Proprietary Funds – Proprietary funds use the same basis of accounting as business-type activities; therefore, these statements will essentially match.

**METROPOLITAN PARK DISTRICT OF THE TOLEDO AREA
LUCAS COUNTY, OHIO**

***Management's Discussion and Analysis - Unaudited
For the Year Ended December 31, 2019***

Government-Wide Financial Analysis

The following table provides a comparison of the District's net position between December 31, 2019 and 2018:

	Governmental Activities		Business-type Activities		Total	
	2019	2018	2019	2018	2019	2018
Current and other assets	\$38,633,980	\$37,552,131	\$26,341	\$41,555	\$38,660,321	\$37,593,686
Capital assets, Net	104,321,096	102,970,734	0	0	104,321,096	102,970,734
Total assets	142,955,076	140,522,865	26,341	41,555	142,981,417	140,564,420
Deferred Outflows of Resources	4,676,002	2,227,293	0	0	4,676,002	2,227,293
Net Pension Liability	13,716,170	7,768,593	0	0	13,716,170	7,768,593
Net OPEB Liability	6,618,036	5,482,501	0	0	6,618,036	5,482,501
Long-term debt outstanding	1,230,777	1,275,801	0	0	1,230,777	1,275,801
Other liabilities	930,685	1,184,630	15,077	0	945,762	1,184,630
Total liabilities	22,495,668	15,711,525	15,077	0	22,510,745	15,711,525
Deferred Inflows of Resources	15,030,861	17,188,318	0	0	15,030,861	17,188,318
Net position						
Net Investment in capital assets	104,264,944	102,945,444	0	0	104,264,944	102,945,444
Restricted	12,735,745	5,874,317	0	0	12,735,745	5,874,317
Unrestricted	(6,896,140)	1,030,554	11,264	41,555	(6,884,876)	1,072,109
Total net position	\$110,104,549	\$109,850,315	\$11,264	\$41,555	\$110,115,813	\$109,891,870

The net pension liability (NPL) is reported by the District pursuant to GASB Statement 68, "Accounting and Financial Reporting for Pensions—an Amendment of GASB Statement 27." The net OPEB liability (NOL) is reported by the District pursuant to GASB Statement 75, "Accounting and Financial Reporting for Postemployment Benefits Other Than Pensions," which significantly revises accounting for costs and liabilities related to other postemployment benefits (OPEB). For reasons discussed below, many end users of this financial statement will gain a clearer understanding of the District's actual financial condition by adding deferred inflows related to pension and OPEB, the net pension liability and the net OPEB liability to the reported net position and subtracting deferred outflows related to pension and OPEB.

METROPOLITAN PARK DISTRICT OF THE TOLEDO AREA
LUCAS COUNTY, OHIO

Management's Discussion and Analysis - Unaudited
For the Year Ended December 31, 2019

Governmental Accounting Standards Board standards are national and apply to all government financial reports prepared in accordance with generally accepted accounting principles. Prior accounting for pensions (GASB 27) and postemployment benefits (GASB 45) focused on a funding approach. This approach limited pension and OPEB costs to contributions annually required by law, which may or may not be sufficient to fully fund each plan's *net pension liability* or *net OPEB liability*.

GASB 68 and GASB 75 take an earnings approach to pension and OPEB accounting; however, the nature of Ohio's statewide pension/OPEB plans and state law governing those systems requires additional explanation in order to properly understand the information presented in these statements.

GASB 68 and GASB 75 require the net pension liability and the net OPEB liability to equal the District's proportionate share of each plan's collective:

1. Present value of estimated future pension/OPEB benefits attributable to active and inactive employees' past service
2. Minus plan assets available to pay these benefits

GASB notes that pension and OPEB obligations, whether funded or unfunded, are part of the "employment exchange" – that is, the employee is trading his or her labor in exchange for wages, benefits, and the promise of a future pension and other postemployment benefits. GASB noted that the unfunded portion of this promise is a present obligation of the government, part of a bargained-for benefit to the employee, and should accordingly be reported by the government as a liability since they received the benefit of the exchange. However, the District is not responsible for certain key factors affecting the balance of these liabilities. In Ohio, the employee shares the obligation of funding pension benefits with the employer. Both employer and employee contribution rates are capped by State statute. A change in these caps requires action of both Houses of the General Assembly and approval of the Governor. Benefit provisions are also determined by State statute. The Ohio Revised Code permits, but does not require the retirement systems to provide healthcare to eligible benefit recipients. The retirement systems may allocate a portion of the employer contributions to provide for these OPEB benefits.

The employee enters the employment exchange with the knowledge that the employer's promise is limited not by contract but by law. The employer enters the exchange also knowing that there is a specific, legal limit to its contribution to the retirement system. In Ohio, there is no legal means to enforce the unfunded liability of the pension/OPEB plan as against the public employer. State law operates to mitigate/lessen the moral obligation of the public employer to the employee, because all parties enter the employment exchange with notice as to the law. The retirement system is responsible for the administration of the pension and OPEB plans.

Most long-term liabilities have set repayment schedules or, in the case of compensated absences (i.e. sick and vacation leave), are satisfied through paid time-off or termination payments. There is no repayment schedule for the net pension liability or the net OPEB liability. As explained above, changes in benefits, contribution rates, and return on investments affect the balance of these liabilities, but are outside the control of the local government. In the event that contributions, investment returns, and other changes are insufficient to keep up with required payments, State statute does not assign/identify the responsible party for the unfunded portion. Due to the unique nature of how the net pension liability and the net OPEB liability are satisfied, these liabilities are separately identified within the long-term liability section of the statement of net position.

**METROPOLITAN PARK DISTRICT OF THE TOLEDO AREA
LUCAS COUNTY, OHIO**

***Management's Discussion and Analysis - Unaudited
For the Year Ended December 31, 2019***

In accordance with GASB 68 and GASB 75, the District's statements prepared on an accrual basis of accounting include an annual pension expense and an annual OPEB expense for their proportionate share of each plan's *change* in net pension liability and net OPEB liability, respectively, not accounted for as deferred inflows/outflows. As a result of implementing GASB 75, the District is reporting a net OPEB liability and deferred inflows/outflows of resources related to OPEB on the accrual basis of accounting.

Changes in Net Position – The following table provides a comparison of the changes in net position for fiscal year 2019 and 2018:

	Governmental Activities		Business-type Activities		Totals	
	2019	2018	2019	2018	2019	2018
Revenues						
Program revenues:						
Charges for Services and Sales	\$947,509	\$773,928	\$16,472	\$3,901	\$963,981	\$777,829
Capital Grants and Contributions	3,117,487	6,264,766	0	0	3,117,487	6,264,766
General revenues:						
Property Taxes	14,813,970	14,722,909	0	0	14,813,970	14,722,909
Intergovernmental Revenue, Unrestricted	2,476,770	2,382,758	0	0	2,476,770	2,382,758
Investment Earnings	638,026	164,748	0	0	638,026	164,748
Miscellaneous	194,155	478,658	0	0	194,155	478,658
Total revenues	<u>22,187,917</u>	<u>24,787,767</u>	<u>16,472</u>	<u>3,901</u>	<u>22,204,389</u>	<u>24,791,668</u>
Program Expenses						
Parks and Recreation	21,931,345	22,744,124	0	0	21,931,345	22,744,124
Debt Service:						
Interest and Fiscal Charges	2,338	924	0	0	2,338	924
Retail Operations Fund	<u>0</u>	<u>0</u>	<u>46,763</u>	<u>0</u>	<u>46,763</u>	<u>0</u>
Total expenses	<u>21,933,683</u>	<u>22,745,048</u>	<u>46,763</u>	<u>0</u>	<u>21,980,446</u>	<u>22,745,048</u>
Change in Net Position	254,234	2,042,719	(30,291)	3,901	223,943	2,046,620
Beginning Net Position	<u>109,850,315</u>	<u>107,807,596</u>	<u>41,555</u>	<u>37,654</u>	<u>109,891,870</u>	<u>107,845,250</u>
Ending Net Position	<u><u>\$110,104,549</u></u>	<u><u>\$109,850,315</u></u>	<u><u>\$11,264</u></u>	<u><u>\$41,555</u></u>	<u><u>\$110,115,813</u></u>	<u><u>\$109,891,870</u></u>

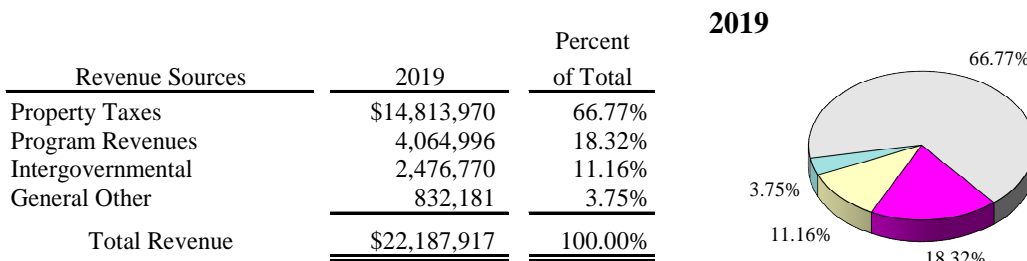
**METROPOLITAN PARK DISTRICT OF THE TOLEDO AREA
LUCAS COUNTY, OHIO**

***Management’s Discussion and Analysis - Unaudited
For the Year Ended December 31, 2019***

Governmental Activities

Net position of governmental activities increased \$254,234 or .23% during 2019. 2019 revenue outpaced expenses while both amounts decreased from 2018 levels. 2018 included significant grant opportunities that did not reoccur in 2019.

Property taxes made up 66.77% of revenues for governmental activities for the District in fiscal year 2019. The District’s reliance upon tax revenues is demonstrated by the following graph:



The District’s budget is prepared according to Ohio law and is based on accounting for certain transactions on a basis of cash receipts, disbursements and encumbrances. The most significant budgeted fund is the General Fund.

For the General Fund, the final budget basis revenue and other financing sources of \$18,312,545 did not change when compared to original budget estimates. Total actual revenue and other financing sources were 2.8% above final budget estimates. Final budget basis expenditures and other financing uses increased by \$3,875,000 when compared to original budget figures. Total actual expenditures and other financing uses were 4.7% below final budgeted figures.

In 2019, the District’s General Fund balance decreased by \$5,503,554 or 43.2% from 2018. This is primarily a result of increased transfers to other funds, primarily for the purpose of capital improvement. General Fund revenues increased by \$328,845 and expenditures and transfers out increased \$8,016,645 during 2019 when compared to 2018.

New Capital Construction Fund – The balance in this fund increased by \$6,350,308. Large transfers from the General Fund were provided in 2019 in advance of projects scheduled for the future such as Glass City Metropark.

Business-Type Activities

The Retail Operations Fund was established in 2005 to separately account for retail operations activity that was previously accounted for in the General Fund. In 2019, activity in the fund was very limited.

**METROPOLITAN PARK DISTRICT OF THE TOLEDO AREA
LUCAS COUNTY, OHIO**

***Management's Discussion and Analysis - Unaudited
For the Year Ended December 31, 2019***

CAPITAL ASSETS AND DEBT ADMINISTRATION

Capital Assets

At the end of fiscal 2019 the District had \$104,321,096 net of accumulated depreciation invested in land, antiques and art, construction in progress, buildings, land improvements, machinery and equipment and infrastructure. The following table shows fiscal year 2019 and 2018 balances:

	Governmental Activities		Increase (Decrease)
	2019	2018	
Land	\$69,708,270	\$68,848,242	\$860,028
Antiques and Art	553,061	553,061	0
Construction In Progress	471,518	0	471,518
Land Improvements	23,951,364	23,196,454	754,910
Buildings	24,434,146	24,108,673	325,473
Machinery and Equipment	6,182,304	5,714,631	467,673
Infrastructure	6,495,323	6,304,639	190,684
Less: Accumulated Depreciation	(27,474,890)	(25,754,966)	(1,719,924)
Totals	<u>\$104,321,096</u>	<u>\$102,970,734</u>	<u>\$1,350,362</u>

The primary increases occurred in land and land improvements due to various capital improvement projects in 2019.

Additional information on the District's capital assets can be found in Note 9.

**METROPOLITAN PARK DISTRICT OF THE TOLEDO AREA
LUCAS COUNTY, OHIO**

***Management's Discussion and Analysis - Unaudited
For the Year Ended December 31, 2019***

Debt

At December 31, 2019, the District had \$1,230,777 in noncurrent liabilities, \$754,055 due within one year. The following table summarizes the District's noncurrent liabilities outstanding as of December 31, 2019 and 2018:

	2019	2018
Governmental Activities:		
Compensated Absences	\$1,174,625	\$1,250,511
Capital Leases Payable	56,152	25,290
Total Governmental Activities	\$1,230,777	\$1,275,801

ECONOMIC FACTORS

The Metropolitan Park District of the Toledo Area acquires lands for the conservation of significant natural, historical and cultural resources. The Board may also create parks, parkways, and other reservations and may afforest, develop, improve and protect and promote the use of same as the Board deems conducive to the general welfare. The District receives the majority of its funding from property taxes, state and federal grants and charges for services (program fees). The District employs 124 full time, 18 part-time, and 92 seasonal/intern employees. The Board periodically reviews program and rental fees to help offset the costs of park operations.

REQUESTS FOR INFORMATION

This financial report is designed to provide our citizens, taxpayers, investors, and creditors with a general overview of the District's finances and to reflect the District's accountability for the monies it receives. Questions concerning any of the information in this report or requests for additional information should be directed to Matt Cleland, Deputy Director of Administration/Treasurer, Metropolitan Park District of the Toledo Area, 5100 W. Central Avenue, Toledo, Ohio 43615-2100.

**METROPOLITAN PARK DISTRICT OF THE TOLEDO AREA
LUCAS COUNTY, OHIO**

**Statement of Net Position
December 31, 2019**

	Governmental Activities	Business-Type Activities	Total
Assets:			
Cash and Cash Equivalents	\$ 20,767,507	\$ 26,341	\$ 20,793,848
Receivables:			
Taxes	16,624,406	0	16,624,406
Intergovernmental	1,242,067	0	1,242,067
Non-Depreciable Capital Assets	70,732,849	0	70,732,849
Depreciable Capital Assets, Net	33,588,247	0	33,588,247
Total Assets	142,955,076	26,341	142,981,417
Deferred Outflows of Resources:			
Pension	4,124,575	0	4,124,575
OPEB	551,427	0	551,427
Total Deferred Outflows of Resources	4,676,002	0	4,676,002
Liabilities:			
Accounts Payable	398,933	15,077	414,010
Accrued Wages and Benefits Payable	182,878	0	182,878
Intergovernmental Payable	242,466	0	242,466
Unearned Revenue	104,532	0	104,532
Accrued Interest Payable	1,876	0	1,876
Noncurrent liabilities:			
Due within one year	754,055	0	754,055
Due in more than one year:			
Net Pension Liability	13,716,170	0	13,716,170
Net OPEB Liability	6,618,036	0	6,618,036
Other Amounts Due in More Than One Year	476,722	0	476,722
Total Liabilities	22,495,668	15,077	22,510,745
Deferred Inflows of Resources:			
Property Tax Levy for Next Year	14,705,280	0	14,705,280
Pension	271,624	0	271,624
OPEB	53,957	0	53,957
Total Deferred Inflows of Resources	15,030,861	0	15,030,861
Net Position:			
Net Investment in Capital Assets	104,264,944	0	104,264,944
Restricted For:			
Capital Projects	8,189,694	0	8,189,694
Other Purposes	4,318,096	0	4,318,096
Permanent Funds:			
Expendable	82,133	0	82,133
Nonexpendable	145,822	0	145,822
Unrestricted (Deficit)	(6,896,140)	11,264	(6,884,876)
Total Net Position	\$ 110,104,549	\$ 11,264	\$ 110,115,813

See accompanying notes to the basic financial statements

**METROPOLITAN PARK DISTRICT OF THE TOLEDO AREA
LUCAS COUNTY, OHIO**

**Statement Of Activities
For The Year Ended December 31, 2019**

	<u>Expenses</u>	<u>Program Revenues</u>	
		<u>Charges for Services and Sales</u>	<u>Capital Grants and Contributions</u>
Governmental Activities:			
Parks and Recreation	\$ 21,931,345	\$ 947,509	\$ 3,117,487
Interest and Fiscal Charges	2,338	0	0
Total Governmental Activities	<u>21,933,683</u>	<u>947,509</u>	<u>3,117,487</u>
Business-Type Activities:			
Retail Operations	46,763	16,472	0
Total Business-Type Activities	<u>46,763</u>	<u>16,472</u>	<u>0</u>
Totals	<u>\$ 21,980,446</u>	<u>\$ 963,981</u>	<u>\$ 3,117,487</u>

General Revenues:

Property Taxes
Intergovernmental Revenues, Unrestricted
Investment Earnings
Miscellaneous
Total General Revenues and Transfers

Change in Net Position

Net Position Beginning of Year

Net Position End of Year

See accompanying notes to the basic financial statements

**METROPOLITAN PARK DISTRICT OF THE TOLEDO AREA
LUCAS COUNTY, OHIO**

Net (Expense) Revenue
and Changes in Net Position

Governmental Activities	Business-Type Activities	Total
\$ (17,866,349)	\$ 0	\$ (17,866,349)
(2,338)	0	(2,338)
(17,868,687)	0	(17,868,687)
0	(30,291)	(30,291)
0	(30,291)	(30,291)
(17,868,687)	(30,291)	(17,898,978)
14,813,970	0	14,813,970
2,476,770	0	2,476,770
638,026	0	638,026
194,155	0	194,155
18,122,921	0	18,122,921
254,234	(30,291)	223,943
109,850,315	41,555	109,891,870
\$ 110,104,549	\$ 11,264	\$ 110,115,813

**METROPOLITAN PARK DISTRICT OF THE TOLEDO AREA
LUCAS COUNTY, OHIO**

**Balance Sheet
Governmental Funds
December 31, 2019**

	General	New Capital Construction	Other Governmental Funds	Total Governmental Funds
Assets:				
Cash and Cash Equivalents	\$ 6,185,651	\$ 8,262,839	\$ 6,319,017	\$ 20,767,507
Receivables:				
Property Taxes	16,624,406	0	0	16,624,406
Intergovernmental	1,242,067	0	0	1,242,067
Advance to Other Funds	1,594,622	0	0	1,594,622
Total Assets	\$ 25,646,746	\$ 8,262,839	\$ 6,319,017	\$ 40,228,602
Liabilities:				
Accounts Payable	\$ 256,423	\$ 59,863	\$ 82,647	\$ 398,933
Accrued Wages and Benefits Payable	165,153	0	17,725	182,878
Intergovernmental Payable	219,234	0	23,232	242,466
Unearned Revenue	103,326	0	1,206	104,532
Advances from Other Funds	0	0	1,594,622	1,594,622
Total Liabilities	744,136	59,863	1,719,432	2,523,431
Deferred Inflows of Resources:				
Unavailable Amounts	2,951,733	0	0	2,951,733
Property Tax Levy for Next Fiscal Year	14,705,280	0	0	14,705,280
Total Deferred Inflows of Resources	17,657,013	0	0	17,657,013
Fund Balances:				
Nonspendable	1,594,622	0	145,822	1,740,444
Restricted	0	0	618,126	618,126
Committed	0	8,202,976	5,239,015	13,441,991
Assigned	5,106,474	0	0	5,106,474
Unassigned	544,501	0	(1,403,378)	(858,877)
Total Fund Balances	7,245,597	8,202,976	4,599,585	20,048,158
Total Liabilities, Deferred Inflows of Resources and Fund Balances	\$ 25,646,746	\$ 8,262,839	\$ 6,319,017	\$ 40,228,602

See accompanying notes to the basic financial statements

METROPOLITAN PARK DISTRICT OF THE TOLEDO AREA
LUCAS COUNTY, OHIO

***Reconciliation Of Total Governmental Fund Balances
To Net Position Of Governmental Activities
December 31, 2019***

Total Governmental Fund Balances	\$ 20,048,158
<i>Amounts reported for governmental activities in the statement of net position are different because:</i>	
Capital Assets used in governmental activities are not resources and therefore are not reported in the funds.	104,321,096
Other long-term assets are not available to pay for current period expenditures and therefore are reported as deferred inflows in the funds.	2,951,733
The net pension/OPEB liabilities are not due and payable in the current period; therefore, the liabilities and related deferred inflows/outflows are not reported in governmental funds.	(15,983,785)
Long-term liabilities are not due and payable in the current period and therefore are not reported in the funds:	
Capital Lease Payable	(56,152)
Accrued Interest Payable	(1,876)
Compensated Absences Payable	<u>(1,174,625)</u>
<i>Net Position of Governmental Funds</i>	<u>\$ 110,104,549</u>

See accompanying notes to the basic financial statements

*METROPOLITAN PARK DISTRICT OF THE TOLEDO AREA
LUCAS COUNTY, OHIO*



**METROPARKS
TOLEDO**

**METROPOLITAN PARK DISTRICT OF THE TOLEDO AREA
LUCAS COUNTY, OHIO**

**Statement of Revenues, Expenditures and Changes in Fund Balances
Governmental Funds
For the Year Ended December 31, 2019**

	General	New Capital Construction	Other Governmental Funds	Total Governmental Funds
Revenues:				
Property Taxes	\$ 14,717,809	\$ 0	\$ 0	\$ 14,717,809
Intergovernmental Revenues	2,491,054	0	1,441,710	3,932,764
Fines and Forfeitures	2,390	0	590	2,980
Charges for Services	651,339	0	171,471	822,810
Sales	46,060	0	72,486	118,546
Fees	0	0	3,173	3,173
Donations	6,570	0	1,667,622	1,674,192
Investment Earnings	507,477	0	130,549	638,026
All Other Revenue	151,138	0	43,017	194,155
Total Revenue	18,573,837	0	3,530,618	22,104,455
Expenditures:				
Current:				
Parks and Recreation	15,357,962	1,563,696	3,961,649	20,883,307
Debt Service:				
Principal Retirement	0	28,122	0	28,122
Interest and Fiscal Charges	0	1,386	0	1,386
Total Expenditures	15,357,962	1,593,204	3,961,649	20,912,815
Excess (Deficiency) of Revenues Over Expenditures	3,215,875	(1,593,204)	(431,031)	1,191,640
Other Financing Sources (Uses):				
Transfers In	0	7,884,528	834,901	8,719,429
Transfers Out	(8,719,429)	0	0	(8,719,429)
Capital Lease Issued	0	58,984	0	58,984
Total Other Financing Sources (Uses)	(8,719,429)	7,943,512	834,901	58,984
Net Change in Fund Balance	(5,503,554)	6,350,308	403,870	1,250,624
Fund Balances at Beginning of Year	12,749,151	1,852,668	4,195,715	18,797,534
Fund Balances End of Year	\$ 7,245,597	\$ 8,202,976	\$ 4,599,585	\$ 20,048,158

See accompanying notes to the basic financial statements

**METROPOLITAN PARK DISTRICT OF THE TOLEDO AREA
LUCAS COUNTY, OHIO**

***Reconciliation Of The Statement Of Revenues, Expenditures
And Changes In Fund Balances Of Governmental Funds
To The Statement Of Activities
For The Fiscal Year Ended December 31, 2019***

Net Change in Fund Balances - Total Governmental Funds	\$ 1,250,624
 <i>Amounts reported for governmental activities in the statement of activities are different because</i>	
Governmental funds report capital outlays as expenditures. However, in the statement of activities, the cost of those assets is allocated over their estimated useful lives as depreciation expense. This is the amount by which capital outlays and contributions exceeded depreciation.	1,429,149
The net effect of various miscellaneous transactions involving capital assets (i.e. disposals) is to decrease net position.	(78,787)
Revenues and transfers in the statement of activities that do not provide current financial resources are not reported as revenues in the funds.	83,462
Contractually required contributions are reported as expenditures in governmental funds; however, the statement of net position reports these amounts as deferred outflows.	1,003,990
Except for amounts reported as deferred inflows/outflows, changes in the net pension/OPEB liabilities are reported as pension expense in the statement of activities.	(3,478,276)
The issuance of long-term debt provides current financial resources to governmental funds, but has no effect on net position.	
Capital Lease Initiated	(58,984)
The repayment of principal of long-term debt consumes current financial resources of governmental funds, however, it does not effect net assets.	28,122
In the statement of activities, interest is accrued on outstanding bonds, whereas in governmental funds, an interest expenditure is reported when due.	(952)
Some expenses reported in the statement of activities do not require the use of current financial resources and, therefore, are not reported as expenditures in governmental funds.	75,886
<i>Change in Net Position of Governmental Activities</i>	<u>\$ 254,234</u>

See accompanying notes to the basic financial statements

**METROPOLITAN PARK DISTRICT OF THE TOLEDO AREA
LUCAS COUNTY, OHIO**

**Statement of Revenues, Expenditures and Changes in
Fund Balance - Budget and Actual (Non-GAAP Budgetary Basis)
General Fund
For the Year Ended December 31, 2019**

	Original Budget	Final Budget	Actual	Variance with Final Budget Positive (Negative)
Revenues:				
Property Taxes	\$ 14,704,996	\$ 14,704,996	\$ 14,732,563	\$ 27,567
Intergovernmental Revenue	2,503,675	2,503,675	2,486,739	(16,936)
Fines and Forfeitures	2,000	2,000	2,390	390
Charges for Services	592,566	592,566	594,138	1,572
Sales	9,822	9,822	46,060	36,238
Donations	500	500	6,570	6,070
Investment Earnings	218,700	218,700	277,621	58,921
All Other Revenue	280,286	280,286	151,088	(129,198)
Total Revenues	18,312,545	18,312,545	18,297,169	(15,376)
Expenditures:				
Current:				
Parks and Recreation	18,002,877	18,002,877	16,694,033	1,308,844
Total Expenditures	18,002,877	18,002,877	16,694,033	1,308,844
Excess (Deficiency) of Revenues Over (Under) Expenditures	309,668	309,668	1,603,136	1,293,468
Other Financing Sources (Uses):				
Sale of Capital Assets	0	0	50	50
Transfers Out	(5,719,429)	(8,719,429)	(8,719,429)	0
Advances In	0	0	526,000	526,000
Advances Out	0	(875,000)	(875,000)	0
Total Other Financing Sources (Uses):	(5,719,429)	(9,594,429)	(9,068,379)	526,050
Net Change in Fund Balance	(5,409,761)	(9,284,761)	(7,465,243)	1,819,518
Fund Balance at Beginning of Year	11,034,555	11,034,555	11,034,555	0
Prior Year Encumbrances	1,256,597	1,256,597	1,256,597	0
Fund Balance at End of Year	\$ 6,881,391	\$ 3,006,391	\$ 4,825,909	\$ 1,819,518

See accompanying notes to the basic financial statements

**METROPOLITAN PARK DISTRICT OF THE TOLEDO AREA
LUCAS COUNTY, OHIO**

***Statement of Net Position
Proprietary Fund
December 31, 2019***

	<u>Retail Operations</u>
ASSETS:	
Current assets:	
Cash and Cash Equivalents	\$ 26,341
Total Assets	<u>26,341</u>
LIABILITIES:	
Current Liabilities:	
Accounts Payable	<u>15,077</u>
Total Liabilities	<u>15,077</u>
NET POSITION:	
Unrestricted	<u>11,264</u>
Total net position	<u>\$ 11,264</u>

See accompanying notes to the basic financial statements

**METROPOLITAN PARK DISTRICT OF THE TOLEDO AREA
LUCAS COUNTY, OHIO**

***Statement of Revenues, Expenses and Changes in Fund Net Position
Proprietary Fund
For the Year Ended December 31, 2019***

	<u>Retail Operations</u>
Operating Revenues:	
Sales	\$ 15,358
Other Operating Revenue	1,114
Total Operating Revenues	<u>16,472</u>
Operating Expenses:	
Contractual Services	148
Materials and Supplies	46,615
Total Operating Expenses	<u>46,763</u>
Change in Net Position	(30,291)
Net Position Beginning of Year	<u>41,555</u>
Net Position End of Year	<u>\$ 11,264</u>

See accompanying notes to the basic financial statements

METROPOLITAN PARK DISTRICT OF THE TOLEDO AREA
LUCAS COUNTY, OHIO

Statement of Cash Flows
Proprietary Fund
For the Year Ended December 31, 2019

	<u>Retail Operations</u>
<u>Cash Flows from Operating Activities:</u>	
Cash Received from Customers	\$15,358
Other Operating Cash Receipts	1,114
Cash Payments for Goods and Services	<u>(31,686)</u>
Net Cash Used by Operating Activities	<u>(15,214)</u>
Net Decrease in Cash and Cash Equivalents	(15,214)
Cash and Cash Equivalents at Beginning of Year	<u>41,555</u>
Cash and Cash Equivalents at End of Year	<u><u>\$26,341</u></u>
<u>Reconciliation of Operating Loss to Net Cash</u>	
<u>Used by Operating Activities:</u>	
Operating Loss	(\$30,291)
Adjustments to Reconcile Operating Loss to	
Net Cash Used by Operating Activities:	
Increase in Accounts Payable	<u>15,077</u>
Total Adjustments	<u>15,077</u>
Net Cash Provided by Operating Activities	<u><u>(\$15,214)</u></u>

See accompanying notes to the basic financial statements

**METROPOLITAN PARK DISTRICT OF THE TOLEDO AREA
LUCAS COUNTY, OHIO**

***Notes to the Basic Financial Statements
For the Year Ended December 31, 2019***

NOTE 1 - SUMMARY OF SIGNIFICANT ACCOUNTING POLICIES

A. Reporting Entity

The Metropolitan Park District of the Toledo Area, Lucas County, Ohio (the District), is a body politic and corporate established to exercise the rights and privileges conveyed to it by the constitution and laws of the State of Ohio. The District is directed by a five-member Board of Commissioners appointed by the probate judge of Lucas County. The reporting entity is comprised of the primary government, component units and other organizations that were included to ensure the financial statements are not misleading.

The primary government consists of all funds, departments, boards and agencies that are not legally separate from the District. The District acquires lands for the conservation of significant natural, historical and cultural resources. The Board may also create parks, parkways, and other reservations and may afforest, develop, improve and protect and promote the use of same as the Board deems conducive to the general welfare.

The Board of Park Commissioners appoints a Director who is responsible for appointment of a Treasurer to act as fiscal agent for the District and custodian of all funds.

The accompanying basic financial statements comply with the provisions of Governmental Accounting Standards Board (GASB) Statement No. 14, *"The Financial Reporting Entity,"* as amended by GASB Statement No. 39 *"Determining Whether Certain Organizations Are Component Units"*, in that the financial statements include all organizations, activities, functions and component units for which the District (the reporting entity) is financially accountable. Financial accountability is defined as the appointment of a voting majority of a legally separate organization's governing body and either the District's ability to impose its will over the organization or the possibility that the organization will provide a financial benefit to, or impose a financial burden on, the District. Based on the foregoing, the District does not have any component units.

The accounting policies and financial reporting practices of the District conform to generally accepted accounting principles as applicable to governmental units. The following is a summary of its significant accounting policies.

B. Basis of Presentation - Fund Accounting

The accounting system is organized and operated on the basis of funds, each of which is considered a separate accounting entity. The operations of each fund are accounted for with a separate set of self-balancing accounts that comprise its assets, deferred outflows of resources, liabilities, deferred inflows of resources, fund equity, revenues and expenditures or expenses. The various funds are grouped into the categories governmental and proprietary.

METROPOLITAN PARK DISTRICT OF THE TOLEDO AREA
LUCAS COUNTY, OHIO

Notes to the Basic Financial Statements
For the Year Ended December 31, 2019

NOTE 1 - SUMMARY OF SIGNIFICANT ACCOUNTING POLICIES (Continued)

B. Basis of Presentation - Fund Accounting (Continued)

Governmental Funds - These are funds through which most governmental functions typically are financed. The acquisition, use and balances of the District's expendable financial resources and the related current liabilities (except those accounted for in the proprietary funds) are accounted for through governmental funds. The measurement focus is upon determination of "financial flow" (sources, uses and balances of financial resources). The following are the District's major governmental funds:

General Fund - The General Fund is used to account for all financial resources, except those required to be accounted for in another fund. The General Fund balance is available to the District for any purpose provided it is expended or transferred according to the general laws of Ohio.

New Capital Construction Fund - This fund is used to account for projects undertaken by the District and funded by transfers from the General Fund.

The other governmental funds of the District account for grants and other resources whose use is restricted to a particular purpose.

Proprietary Fund - The proprietary fund is accounted for on a "economic resources" measurement focus. This measurement focus provides that all assets and all liabilities associated with the operation of the proprietary funds are included on the statement of net position. The proprietary fund operating statements present increases (i.e., revenues) and decreases (i.e., expenses) in net total position.

Retail Operations Fund - The retail operations fund accounts for the retail operations at the Wildwood Farmhouse and the Providence General Store.

C. Basis of Presentation - Financial Statements

Government-wide Financial Statements - The statement of net position and the statement of activities display information about the District as a whole. These statements include the financial activities of the primary government. The statements distinguish between those activities of the District that are governmental and those that are considered business-type activities.

The government-wide statements are prepared using the economic resources measurement focus. This is the same approach used in the preparation of the proprietary fund financial statements but differs from the manner in which governmental fund financial statements are prepared. Governmental fund financial statements therefore include a reconciliation with brief explanations to better identify the relationship between the government-wide statements and the statements for governmental funds.

METROPOLITAN PARK DISTRICT OF THE TOLEDO AREA
LUCAS COUNTY, OHIO

Notes to the Basic Financial Statements
For the Year Ended December 31, 2019

NOTE 1 - SUMMARY OF SIGNIFICANT ACCOUNTING POLICIES (Continued)

C. Basis of Presentation – Financial Statements (Continued)

The government-wide statement of activities presents a comparison between direct expenses and program revenues for each segment of the business-type activities of the District and for each function or program of the District's governmental activities. Direct expenses are those that are specifically associated with a service, program or department and therefore clearly identifiable to a particular function. Program revenues include charges paid by the recipient of the goods or services offered by the program and grants and contributions that are restricted to meeting the operational or capital requirements of a particular program. Revenues which are not classified as program revenues are presented as general revenues of the District, with certain limited exceptions. The comparison of direct expenses with program revenues identifies the extent to which each business segment or governmental function is self-financing or draws from the general revenues of the District.

Fund Financial Statements – Fund financial statements report detailed information about the District. The focus of governmental and proprietary fund financial statements is on major funds rather than reporting funds by type. Each major fund is presented in a separate column. Nonmajor funds are aggregated and presented in a single column. The enterprise fund is presented in a single column on the face of the proprietary fund statements.

The accounting and financial reporting treatment applied to a fund is determined by its measurement focus. All governmental fund types are accounted for using a flow of current financial resources measurement focus. The financial statements for governmental funds are a balance sheet, which generally includes only current assets and current liabilities and deferred inflows of resources, and a statement of revenues, expenditures and changes in fund balances, which reports on the sources (i.e., revenues and other financing sources) and uses (i.e., expenditures and other financing uses) of current financial resources.

The proprietary fund type is accounted for on a flow of economic resources measurement focus. With this measurement focus, all assets and all liabilities associated with the operation of this fund is included on the statement of net position. The statement of revenues, expenses and changes in fund net position presents increases (i.e., revenues) and decreases (i.e., expenses) in net total position. The statement of cash flows provides information about how the District finances and meets the cash flow needs of its proprietary activity.

D. Basis of Accounting

Basis of accounting represents the methodology utilized in the recognition of revenues and expenditures or expenses reported in the financial statements. The accounting and reporting treatment applied to a fund is determined by its measurement focus.

METROPOLITAN PARK DISTRICT OF THE TOLEDO AREA
LUCAS COUNTY, OHIO

Notes to the Basic Financial Statements
For the Year Ended December 31, 2019

NOTE 1 - SUMMARY OF SIGNIFICANT ACCOUNTING POLICIES (Continued)

D. Basis of Accounting (Continued)

The modified accrual basis of accounting is followed by the governmental funds. Under the modified accrual basis of accounting, revenues are recorded when susceptible to accrual, i.e., both measurable and available. The term “available” means collectible within the current period or soon enough thereafter to be used to pay liabilities of the current period, which for the District is considered to be 60 days after fiscal year end. Expenditures are recognized in the accounting period in which the fund liability is incurred, if measurable, except for unmatured interest on general long-term debt which is recognized when due.

Revenue considered susceptible to accrual at year end includes interest on investments and grants and entitlements. Other revenue, including fines, fees, sales, certain charges for services and miscellaneous revenues are recorded as revenue when received in cash because generally these revenues are not measurable until received.

Property taxes measurable as of December 31, 2019 but which are not intended to finance 2019 operations and delinquent property taxes, whose availability is indeterminate, are recorded as deferred inflows of resources.

The accrual basis of accounting is utilized for reporting purposes by the government-wide financial statements and the proprietary fund. Revenues are recognized when they are earned and expenses are recognized when incurred.

Revenues – Exchange and Non-exchange Transactions – Revenue resulting from exchange transactions, in which each party gives and receives essentially equal value, is recorded on the accrual basis when the exchange takes place.

Nonexchange transactions, in which the District receives value without directly giving equal value in return, include property taxes, grants, entitlements and donations. On an accrual basis, revenue from property taxes is recognized in the fiscal year for which the taxes are levied. Revenue from grants, entitlements and donations are recognized in the fiscal year in which all eligibility requirements have been satisfied.

***METROPOLITAN PARK DISTRICT OF THE TOLEDO AREA
LUCAS COUNTY, OHIO***

***Notes to the Basic Financial Statements
For the Year Ended December 31, 2019***

NOTE 1 - SUMMARY OF SIGNIFICANT ACCOUNTING POLICIES (Continued)

D. Basis of Accounting (Continued)

Eligibility requirements include timing requirements, which specify the year when the resources are required to be used or the fiscal year when use is first permitted, matching requirements, in which the District must provide local resources to be used for a specified purpose, and expenditure requirements, in which the resources are provided to the District on a reimbursement basis. On a modified accrual basis, revenue from nonexchange transactions must also be available before it can be recognized.

E. Budgetary Process

The budgetary process is prescribed by provisions of the Ohio Revised Code and entails the preparation of budgetary documents within an established timetable. The major documents prepared are the tax budget, the certificate of estimated resources and the appropriation resolution, all of which are prepared on the budgetary basis of accounting. The certificate of estimated resources and the appropriation resolution are subject to amendment throughout the year.

All funds, other than the agency fund, are legally required to be budgeted and appropriated; however, only governmental funds are required to be reported. The legal level of budgetary control is at the object level within each fund. Budgetary modifications may only be made by resolution of the District Board.

1. Tax Budget

The District Treasurer submits an annual tax budget for the following fiscal year to the District Board of Commissioners by July 15 for consideration and passage. The adopted budget is submitted to the County Auditor, as Secretary of the County Budget Commission, by July 20 of each year for the period January 1 to December 31 of the following year.

2. Estimated Resources

The County Budget Commission reviews estimated revenue and determines if the budget substantiates a need to levy all or part of previously authorized taxes. The Budget Commission then certifies its actions to the District by September 1 of each year. As part of the certification process, the District receives an official certificate of estimated resources stating the projected receipts by fund. Prior to December 31, the District must revise its budget so that the total contemplated expenditures from any fund during the ensuing fiscal year do not exceed the amount available as stated in the certificate of estimated resources. The revised budget then serves as the basis for the annual appropriations measure. On or about January 1, the certificate of estimated resources is amended to include any unencumbered fund balances from the preceding year. The certificate may be further amended during the year if a new source of revenue is identified or if actual receipts exceed current estimates. The amounts reported on the budgetary statement reflect the amounts in the final amended official certificate of estimated resources issued during 2019.

METROPOLITAN PARK DISTRICT OF THE TOLEDO AREA
LUCAS COUNTY, OHIO

Notes to the Basic Financial Statements
For the Year Ended December 31, 2019

NOTE 1 - SUMMARY OF SIGNIFICANT ACCOUNTING POLICIES (Continued)

E. Budgetary Process (Continued)

3. Appropriations

A temporary appropriation resolution to control expenditures may be passed on or about January 1 of each year for the period January 1 through March 31. An annual appropriation resolution must be passed by April 1 of each year for the period January 1 through December 31. The appropriation resolution establishes spending controls at object level within each fund, and may be modified during the year by resolution of the District Board of Commissioners. Total fund appropriations may not exceed the current estimated resources as certified by the County Budget Commission. Expenditures may not legally exceed budgeted appropriations at the object level within each fund. The allocation of appropriations within a fund may be modified with the approval of the District Board Commissioners. During 2019, several supplemental appropriations measures were necessary to budget the use of contingency funds. Administrative control is maintained through the establishment of more detailed line-item budgets. The budgetary figures, which appear on the budgetary statements, are provided on the budgetary basis to provide a comparison of actual results with the final budget, including all amendments and modifications.

4. Lapsing of Appropriations

At the close of each fiscal year, the unencumbered balance of each appropriation reverts to the respective fund from which it was appropriated and becomes subject to future appropriations. The encumbered appropriation balance is carried forward to the subsequent fiscal year and need not be reappropriated.

5. Budgetary Basis of Accounting

The District's budgetary process accounts for certain transactions on a basis other than generally accepted accounting principles (GAAP). The major differences between the budgetary basis and the GAAP basis lie in the manner in which revenues and expenditures are recorded. Under the budgetary basis, revenues and expenditures are recognized on a cash basis. Utilizing the cash basis, revenues are recorded when received in cash and expenditures when paid. Under the GAAP basis, revenues and expenditures are recorded on the modified accrual basis of accounting.

**METROPOLITAN PARK DISTRICT OF THE TOLEDO AREA
LUCAS COUNTY, OHIO**

***Notes to the Basic Financial Statements
For the Year Ended December 31, 2019***

NOTE 1 - SUMMARY OF SIGNIFICANT ACCOUNTING POLICIES (Continued)

E. Budgetary Process (Continued)

6. Budgetary Basis of Accounting (Continued)

The following table summarizes the adjustments necessary to reconcile the GAAP basis statements to the budgetary basis statements for the General Fund.

	Net Change in Fund Balance
	General Fund
GAAP Basis (as reported)	(\$5,503,554)
Increase (Decrease):	
Accrued Revenues at December 31, 2019 received during 2020	(1,881,266)
Accrued Revenues at December 31, 2018 received during 2019	1,312,849
Accrued Expenditures at December 31, 2019 paid during 2020	744,136
Accrued Expenditures at December 31, 2018 paid during 2019	(854,850)
Outstanding Encumbrances	(1,282,558)
Budget Basis	(\$7,465,243)

F. Cash and Investments

During fiscal year 2019, cash and cash equivalents included amounts in demand deposits and the State Treasury Asset Reserve (STAR Ohio). STAR Ohio is a very liquid investment and is reported as a cash equivalent in the basic financial statements.

The District pools its cash for investment and resource management purposes. Each fund's equity in pooled cash and investments represents the balance on hand as if each fund maintained its own cash and investment account. See Note 4, "Cash, Cash Equivalents and Investments."

**METROPOLITAN PARK DISTRICT OF THE TOLEDO AREA
LUCAS COUNTY, OHIO**

***Notes to the Basic Financial Statements
For the Year Ended December 31, 2019***

NOTE 1 - SUMMARY OF SIGNIFICANT ACCOUNTING POLICIES (Continued)

G. Investments

Investment procedures and interest allocations are restricted by provisions of the Ohio Constitution, the Ohio Revised Code, and the District's Investment Policies. In accordance with GASB Statement No. 31, "Accounting and Financial Reporting for Certain Investments and for External Investment Pools", the District records all its investments at fair value except for nonparticipating investment contracts (certificates of deposit) which are reported at cost. All investment income, including changes in the fair value of investments, are recognized as revenue in the operating statements. Fair value is determined by quoted market prices. See Note 4, "Cash, Cash Equivalents and Investments."

The District's investment in the State Treasury Asset Reserve of Ohio (STAR Ohio) is an investment pool managed by the State Treasurer's Office which allows governments within the State to pool their funds for investment purposes. STAR Ohio is not registered with the SEC as an investment company and is recognized as an external investment pool by the District. The District measures their investment in STAR Ohio at the net asset value (NAV) per share provided by STAR Ohio. The NAV per share is calculated on an amortized cost basis that provides a NAV per share that approximates fair value.

For fiscal year 2019, there were no limitations or restrictions on any participant withdrawals due to redemption notice periods, liquidity fees, or redemption gates. However, notice must be given 24 hours in advance of all deposits and withdrawals exceeding \$25 million. STAR Ohio reserves the right to limit the transaction to \$100 million, requiring the excess amount to be transacted the following business day(s), but only to the \$100 million limit. All accounts of the participant will be combined for these purposes.

Interest revenue credited to the General Fund during 2019 amounted to \$507,477 which includes \$227,220 assigned from other funds.

H. Capital Assets and Depreciation

Capital assets are defined by the District as assets with an initial, individual cost of more than \$5,000.

1. Property, Plant and Equipment - Governmental Activities

Governmental activities capital assets are acquired or constructed for governmental activities and are recorded as expenditures in the governmental funds and are capitalized at cost (or estimated historical cost for assets not purchased in recent years). These assets are reported in the Governmental Activities column of the Government-wide Statement of Net Position, but they are not reported in the Balance sheet of the governmental funds.

**METROPOLITAN PARK DISTRICT OF THE TOLEDO AREA
LUCAS COUNTY, OHIO**

***Notes to the Basic Financial Statements
For the Year Ended December 31, 2019***

NOTE 1 - SUMMARY OF SIGNIFICANT ACCOUNTING POLICIES (Continued)

H. Capital Assets and Depreciation (Continued)

1. Property, Plant and Equipment - Governmental Activities (Continued)

Contributed capital assets are recorded at acquisition value at the date received. Infrastructure capital assets (e.g., driveways, fencing, retaining walls and other assets that are immovable and of value only to the District) are capitalized if the cost or estimated historical cost to purchase or construct equals or exceeds \$5,000. Governmental activities capital asset values were initially determined by identifying historical costs where such information was available. In cases where information supporting original cost was not obtainable, estimated historical costs were developed. For certain capital assets, the estimates were arrived at by indexing estimated current costs back to the estimated year of acquisition.

2. Depreciation

All capital assets, other than land, antiques and art, and construction in progress, are depreciated. Depreciation has been provided using the straight-line method over the following estimated useful lives:

Description	Governmental and Business-Type Activities Estimated Lives (in Years)
Buildings	40
Land Improvements	20
Machinery and Equipment	7 - 10
Infrastructure	20

I. Long-Term Obligations

Long-term liabilities are being repaid from the following fund:

Obligation	Fund
Compensated Absences	General Fund, Cardinal Fund, Education Fund, Members Fund
Capital Leases	New Capital Construction Fund

METROPOLITAN PARK DISTRICT OF THE TOLEDO AREA
LUCAS COUNTY, OHIO

Notes to the Basic Financial Statements
For the Year Ended December 31, 2019

NOTE 1 - SUMMARY OF SIGNIFICANT ACCOUNTING POLICIES (Continued)

J. Compensated Absences

In accordance with GASB Statement No. 16, "Accounting for Compensated Absences," vacation and compensatory time are accrued as liabilities when an employee's right to receive compensation is attributable to services already rendered and it is probable that the employee will be compensated through paid time off or some other means, such as cash payments at termination or retirement. Leave time that has been earned but is unavailable for use as paid time off or as some other form of compensation because an employee has not met the minimum service time requirement, is accrued to the extent that it is considered to be probable that the conditions for compensation will be met in the future.

Sick leave is accrued using the vesting method, whereby the liability is recorded on the basis of leave accumulated by employees who are eligible to receive termination payments as of the balance sheet date, and on leave balances accumulated by other employees who are expected to become eligible in the future to receive such payments.

For governmental fund financial statements, compensated absences are recognized as a liability and expenditure to the extent payments come due each period upon the occurrence of employee resignations and retirements. These amounts are recorded in the fund from which the employees who have accumulated leave are paid. The noncurrent portion of the liability is not recorded.

K. Pensions/Other Postemployment Benefits (OPEB)

For purposes of measuring the net pension/OPEB liability, deferred outflows of resources and deferred inflows of resources related to pension/OPEB, and pension/OPEB expense, information about the fiduciary net position of the pension/OPEB plans and additions to/deduction from their fiduciary net position have been determined on the same basis as they are reported by the pension/OPEB plans. For this purpose, benefit payments (including refunds of employee contributions) are recognized when due and payable in accordance with the benefit terms. The pension/OPEB plans report investments at fair value.

L. Net position

Net position represents the difference between assets and deferred outflows of resources and liabilities and deferred inflows of resources. Net investment in capital assets consists of capital assets, net of accumulated depreciation, reduced by the outstanding balances of any borrowings used for the acquisition, construction or improvement of those assets. Net position is reported as restricted when there are limitations imposed on their use either through the enabling legislation adopted by the District or through external restrictions imposed by creditors, grantors or laws or regulations of other governments.

The District applies restricted resources when an expense is incurred for purposes for which both restricted and unrestricted net position are available.

METROPOLITAN PARK DISTRICT OF THE TOLEDO AREA
LUCAS COUNTY, OHIO

Notes to the Basic Financial Statements
For the Year Ended December 31, 2019

NOTE 1 - SUMMARY OF SIGNIFICANT ACCOUNTING POLICIES (Continued)

M. Interfund Activity

Exchange transactions between funds are reported as revenues in the seller funds and as expenditures/expenses in the purchaser funds. Flows of cash or goods from one fund to another without a requirement for repayment are reported as interfund transfers. Interfund transfers are reported as other financing sources/uses in governmental funds and after nonoperating revenues/expenses in proprietary funds. Repayments from funds responsible for particular expenditures/expenses to the funds that initially paid for them are not presented on the financial statements.

N. Interfund Assets/Liabilities

Receivables and payables resulting from transactions between funds for services provided or goods received are classified as “due from other funds” or “due to other funds” on the balance sheet. Long-term interfund loans are classified as “advances to/from other funds.”

O. Fund Balance

In the fund financial statements, fund balance for governmental funds is reported in classifications that comprise a hierarchy based primarily on the extent to which the District is bound to honor constraints on the specific purpose for which amounts in the funds can be spent. Fund balance is reported in five components – nonspendable, restricted, committed, assigned and unassigned.

Nonspendable – Nonspendable fund balance includes amounts that cannot be spent because they are either not in spendable form or legally contractually required to be maintained intact.

Restricted – Restricted fund balance consists of amounts that have constraints placed on them either externally by third parties (creditors, grantors, contributors, or laws or regulations of other governments) or by law through constitutional provisions or enabling legislation. Enabling legislation authorizes the District to assess, levy, charge or otherwise mandate payment of resources (from external resource providers) and includes a legally enforceable requirement (compelled by external parties) that those resources be used only for the specific purposes stipulated in the legislation.

Committed – Committed fund balance consists of amounts that can only be used for specific purposes pursuant to constraints imposed by formal action of the District’s highest level of decision making authority. For the District, these constraints consist of resolutions passed by District Board of Commissioners. Committed amounts cannot be used for any other purpose unless the District removes or changes the specified use by taking the same type of action (resolution) it employed previously to commit those amounts.

**METROPOLITAN PARK DISTRICT OF THE TOLEDO AREA
LUCAS COUNTY, OHIO**

***Notes to the Basic Financial Statements
For the Year Ended December 31, 2019***

NOTE 1 - SUMMARY OF SIGNIFICANT ACCOUNTING POLICIES (Continued)

O. Fund Balance (Continued)

Assigned – Assigned fund balance consists of amounts intended to be used by the District for specific purposes, but are neither restricted nor committed. In governmental funds other than the General Fund, assigned fund balance represents the remaining amount that is not restricted or committed. In the General Fund, assigned amounts represent intended uses established by the Board. In addition, the Director of Finance is authorized to assign fund balance for purchases on order provided such amounts have been lawfully appropriated. The Board may also assign fund balance as it does when appropriating fund balance to cover a gap between estimated resources and appropriations in the subsequent year’s appropriated budget in the General Fund.

Unassigned – Unassigned fund balance consists of amounts that have not been restricted, committed or assigned to specific purposes within the General Fund as well as negative fund balances in all other governmental funds.

When both restricted and unrestricted resources are available for use, it is the District’s policy to use unrestricted resources first (committed, assigned and unassigned), then restricted resources as they are needed.

P. Estimates

The preparation of financial statements in conformity with generally accepted accounting principles requires management to make estimates and assumptions that affect the amounts reported in the financial statements and accompanying notes. Actual results may differ from those estimates.

Q. Operating Revenues and Expenses

Proprietary funds distinguish operating revenues and expenses from nonoperating items. Operating revenues are those revenues that are generated directly from the primary activity of the proprietary funds. For the District, these revenues are sales charges generated through the sale of goods at one of the two District gift shops. Operating expenses are necessary costs incurred to provide the good or service that is the primary activity of the fund. All revenues and expenses not meeting this definition are reported as nonoperating revenues and expenses.

R. Deferred Outflows/Inflows of Resources

In addition to assets, the statement of financial position will sometimes report a separate section for deferred outflows of resources. This separate financial statement element, deferred outflows of resources, represents a consumption of net position that applies to a future period(s) and so will not be recognized as an outflow of resources (expense/ expenditure) until then. For the District, deferred outflows of resources are reported on the government-wide statement of net position for pension and OPEB. The deferred outflows of resources related to pension and OPEB plans are explained in Notes 10 and 11.

METROPOLITAN PARK DISTRICT OF THE TOLEDO AREA
LUCAS COUNTY, OHIO

Notes to the Basic Financial Statements
For the Year Ended December 31, 2019

NOTE 1 - SUMMARY OF SIGNIFICANT ACCOUNTING POLICIES (Continued)

R. Deferred Outflows/Inflows of Resources (Continued)

In addition to liabilities, the statement of financial position will sometimes report a separate section for deferred inflows of resources. This separate financial statement element, deferred inflows of resources, represents an acquisition of net position that applies to a future period(s) and so will not be recognized as an inflow of resources (revenue) until that time. For the District, deferred inflows of resources include property taxes, pension, OPEB and unavailable revenue. On the government-wide statement of net position and governmental funds balance sheet, property taxes that are intended to finance future fiscal periods are reported as deferred inflows.

In addition, the governmental funds balance sheet reports deferred inflows which arise only under a modified accrual basis of accounting. Accordingly, the item, unavailable amounts, is reported only in the governmental funds balance sheet. The governmental funds report unavailable amounts for property taxes, sales taxes, special assessments, and state levied shared taxes. These amounts are deferred and recognized as an inflow of resources in the period that the amounts become available. Deferred inflows of resources related to pension and OPEB plans are reported on the government-wide statement of net position explained in Notes 10 and 11.

S. Unearned Revenue

The amounts reported as unearned revenue on the government-wide statement of net position and governmental funds balance sheet represent amounts received by the District in advance of services to be performed. Examples of such include deposits for future use of facilities and educational programs. The District will recognize the revenue upon the completion of these events.

T. Fair Market Value

The District categorizes its fair value measurements within the fair value hierarchy established by generally accepted accounting principles. The hierarchy is based on the valuation inputs used to measure the fair value of the asset. Level 1 inputs are quoted prices in active markets for identical assets. Level 2 inputs are significant other observable inputs; Level 3 inputs are significant unobservable inputs.

**METROPOLITAN PARK DISTRICT OF THE TOLEDO AREA
LUCAS COUNTY, OHIO**

***Notes to the Basic Financial Statements
For the Year Ended December 31, 2019***

NOTE 2 – CHANGE IN ACCOUNTING PRINCIPLES

For 2019, the District implemented Governmental Accounting Standards Board (GASB) Statement No. 83, “Certain Asset Retirement Obligations,” Statement No. 88, “Certain Disclosures Related to Debt, including Direct Borrowings and Direct Placements,” and Statement No. 90, “Majority Equity Interests— an amendment of GASB Statements No. 14 and No. 61.”

GASB Statement No. 83 establishes criteria for determining the timing and pattern of recognition of a liability and a corresponding deferred outflow of resources for asset retirement obligations.

GASB Statement No. 88 revises the information that is disclosed in notes to government financial statements related to debt, including direct borrowings and direct placements. This Statement requires that additional essential information related to debt be disclosed in notes to financial statements.

GASB Statement No. 90 establishes criteria for reporting a government’s majority equity interest in a legally separate organization.

These changes were incorporated in the District’s 2019 financial statements; however, there was no effect on beginning net position/fund balance.

**METROPOLITAN PARK DISTRICT OF THE TOLEDO AREA
LUCAS COUNTY, OHIO**

***Notes to the Basic Financial Statements
For the Year Ended December 31, 2019***

NOTE 3 – FUND BALANCE CLASSIFICATION

Fund balance is classified as nonspendable, restricted, committed, assigned and unassigned based primarily on the extent to which the District is bound to observe constraints imposed upon the use of the resources in the governmental funds. The constraints placed on fund balance for the major governmental funds and all other governmental funds are presented below:

Fund Balances	General	New Capital Construction	Other Governmental Funds	Total Governmental Funds
Nonspendable:				
Endowments	\$0	\$0	\$145,822	\$145,822
Advances to Other Funds	1,594,622	0	0	1,594,622
Total Nonspendable	1,594,622	0	145,822	1,740,444
Restricted:				
Land Acquisition	0	0	100,973	100,973
Law Enforcement	0	0	16,098	16,098
Endowment Earnings	0	0	82,133	82,133
Capital Improvements	0	0	418,922	418,922
Total Restricted	0	0	618,126	618,126
Committed:				
Park Programs	0	0	5,047,010	5,047,010
Membership Activities	0	0	122,904	122,904
Educational Programs	0	0	69,101	69,101
Capital Improvements	0	8,202,976	0	8,202,976
Total Committed	0	8,202,976	5,239,015	13,441,991
Assigned:				
Goods and Services	1,027,294	0	0	1,027,294
Projected Budget Deficit	4,079,180	0	0	4,079,180
Total Assigned	5,106,474	0	0	5,106,474
Unassigned (Deficit)	544,501	0	(1,403,378)	(858,877)
Total Fund Balances	\$7,245,597	\$8,202,976	\$4,599,585	\$20,048,158

**METROPOLITAN PARK DISTRICT OF THE TOLEDO AREA
LUCAS COUNTY, OHIO**

***Notes to the Basic Financial Statements
For the Year Ended December 31, 2019***

NOTE 4 - CASH, CASH EQUIVALENTS AND INVESTMENTS

Cash resources of several individual funds are combined to form a pool of cash, cash equivalents and investments.

Statutes require the classification of funds held by the District into three categories. Category 1 consists of “active” funds - those funds required to be kept in a “cash” or “near cash” status for immediate use by the District. Such funds must be maintained either as cash in the District Treasury or in depository accounts payable or withdrawable on demand, including negotiable order of withdrawal (NOW) accounts.

Category 2 consists of “inactive” funds - those funds not required for use within the current five year period of designation of depositories. Inactive funds may be deposited or invested only as certificates of deposit maturing not later than the end of the current period of designation of depositories.

Category 3 consists of “interim” funds - those funds which are not needed for immediate use but, which will be needed before the end of the current period of designation of depositories. Interim funds may be invested or deposited in the following securities:

- United States treasury notes, bills, bonds, or any other obligation or security issued by the United States treasury or any other obligation guaranteed as to principal or interest by the United States;
- Bonds, notes, debentures, or any other obligations or securities issued by any federal government agency or instrumentality, including but not limited to, the federal national mortgage association, federal home loan bank, federal farm credit bank, federal home loan mortgage corporation, government national mortgage association, and student loan marketing association. All federal agency securities shall be direct issuances of federal government agencies or instrumentalities;
- Written repurchase agreements in the securities listed above provided that the market value of the securities subject to the repurchase agreement must exceed the principal value of the agreement by at least two percent and be marked to market daily, and that the term of the agreement must not exceed thirty days;
- Interim deposits in eligible institutions applying for interim funds;
- Bonds and other obligations of the State of Ohio;
- No-load money market mutual funds consisting exclusively of obligations described in the first two bullets of this section and repurchase agreements secured by such obligations, provided that investments in securities described in this division are made only through eligible institutions, and
- The State Treasury Asset Reserve of Ohio (STAR Ohio).

**METROPOLITAN PARK DISTRICT OF THE TOLEDO AREA
LUCAS COUNTY, OHIO**

*Notes to the Basic Financial Statements
For the Year Ended December 31, 2019*

NOTE 4 - CASH, CASH EQUIVALENTS AND INVESTMENTS (Continued)

A. Deposits

Custodial credit risk is the risk that in the event of bank failure, the District's deposits may not be returned to it. The District has no deposit policy for custodial risk beyond the requirements of State statute.

Ohio law requires that deposits be either insured or in the Ohio Pooled Collateral System (OPCS), a collateral pool of eligible securities deposited with a qualified trustee and pledged to the Treasurer of State to secure the repayment of all public monies deposited in the financial institution. OPCS requires the total market value of the securities pledged to be 102 percent of the deposits being secured or a rate set by the Treasurer of State.

At year end the carrying amount of the District's deposits was \$10,543,140 and the bank balance was \$10,595,283. Federal Deposit Insurance Corporation (FDIC) covered \$1,000,000 of the bank balance and \$9,595,283 was uninsured and collateralized with securities held in the Ohio Pooled Collateral System.

**METROPOLITAN PARK DISTRICT OF THE TOLEDO AREA
LUCAS COUNTY, OHIO**

**Notes to the Basic Financial Statements
For the Year Ended December 31, 2019**

NOTE 4 - CASH, CASH EQUIVALENTS AND INVESTMENTS (Continued)

B. Investments

The District's investments at December 31, 2019 were as follows:

	<u>Fair Value</u>	<u>Credit Rating</u>	<u>Investment Maturities (in Years)</u>	
			<u>< 1 year</u>	<u>1-3 years</u>
Star Ohio - NAV	\$2,029,236	AAAm ²	\$2,029,236	\$0
Negotiable C/D's	6,382,789	N/A	2,419,436	3,963,353
FNMA	300,062	Aaa ¹ , AA+ ²	0	300,062
FHLB	534,523	Aaa ¹ , AA+ ²	0	534,523
FHLMC	662,141	Aaa ¹ , AAA ²	0	662,141
Municipal Bonds	341,957	A2 ¹ , AA ²	113,086	228,871
Total Investments	<u>\$10,250,708</u>		<u>\$4,561,758</u>	<u>\$5,688,950</u>

¹ Moody's Investor Service

² Standard & Poor's

Interest Rate Risk – The Ohio Revised Code generally limits security purchases to those that mature within five years of settlement date. The District has no policy that limits investment purchases beyond the requirements of the Ohio Revised Code.

Investment Credit Risk – The District has no investment policy that limits its investment choices other than the limitation of State statute for “interim” funds described previously.

Concentration of Credit Risk – The District places no limit on the amount the District may invest in one issuer. Of the District's total investments, 19.8% are Star Ohio, 62.3% are Negotiable C/D's, 2.9% are FNMA, 5.2% are FHLB, 6.5% are FHLMC, and 3.3% are Municipal Bonds.

Custodial Credit Risk – For an investment, custodial credit risk is the risk that in the event of the failure of the counterparty, the District will not be able to recover the value of its investment or collateral securities that are in the possession of an outside party. The District has no policy on custodial credit risk and is governed by Ohio Revised Code as described under Deposits.

***METROPOLITAN PARK DISTRICT OF THE TOLEDO AREA
LUCAS COUNTY, OHIO***

***Notes to the Basic Financial Statements
For the Year Ended December 31, 2019***

NOTE 5- PROPERTY TAXES

Property taxes include amounts levied against all real estate and public utility property, and tangible personal property used in business and located in the County. Real property taxes (other than public utility) collected during 2019 were levied after October 1, 2018 on assessed values as of January 1, 2018, the lien date. Assessed values were established by the County Auditor at 35% of appraised market value. All property is required to be revalued every six years. The last revaluation was completed in 2019. Real property taxes are payable annually or semi-annually. If paid annually, payment is due January 31; if paid semiannually, the first payment is due February and the remainder payable in July. Under certain circumstances, state statute permits later payment dates to be established.

Public utility real and tangible personal property taxes collected in one calendar year are levied in the preceding calendar year on assessed values determined as of December 31 of the second year preceding the tax collection year, the lien date. Certain public utility tangible personal property is currently assessed at 88 percent of its true value. Public utility property taxes are payable on the same dates as the real property taxes described previously.

The County Treasurer collects property taxes on behalf of all taxing districts in the County including the Metropolitan Park District. The County Auditor periodically remits to the District its portion of the taxes collected.

The full tax rate for the District's operations for the year ended December 31, 2019 was \$2.30 per \$1,000 of assessed value. The assessed value upon which the 2019 property tax receipts were based was \$7,812,860,950. This amount constitutes \$7,443,554,650 in real property assessed and \$369,306,300 in public utility property.

Ohio law prohibits taxation of property from all taxing authorities in excess of 1% of assessed value without a vote of the people. Under current procedures, the District's share is .23% (2.30 mills) of assessed value.

NOTE 6 - RECEIVABLES

Receivables at December 31, 2019 consisted of taxes, intergovernmental and advance receivables. All receivables other than those offset by deferred inflows of resources are considered collectable in full.

**METROPOLITAN PARK DISTRICT OF THE TOLEDO AREA
LUCAS COUNTY, OHIO**

***Notes to the Basic Financial Statements
For the Year Ended December 31, 2019***

NOTE 7 - INTERFUND BALANCES

Following is a summary of advances to/from other funds at December 31, 2019:

Fund	Advances to Other Funds	Advances From Other Funds
General Fund	\$1,594,622	\$0
Other Governmental Funds	0	1,594,622
Totals	<u>\$1,594,622</u>	<u>\$1,594,622</u>

The advances were required due to various project costs being authorized in advance of the revenue proceeds schedule. Funds are scheduled to be returned to the General Fund upon the completion of the projects.

NOTE 8 - TRANSFERS

Following is a summary of transfers in and out for all funds for 2019:

Fund	Transfer In	Transfer Out
Governmental Activities:		
General Fund	\$0	\$8,719,429
New Capital Construction Fund	7,884,528	0
Other Governmental Funds	834,901	0
Totals	<u>\$8,719,429</u>	<u>\$8,719,429</u>

**METROPOLITAN PARK DISTRICT OF THE TOLEDO AREA
LUCAS COUNTY, OHIO**

**Notes to the Basic Financial Statements
For the Year Ended December 31, 2019**

NOTE 9 - CAPITAL ASSETS

Summary by category of changes in governmental activities capital assets at December 31, 2019:

<i>Historical Cost:</i>	December 31,			December 31,
Class	2018	Additions	Deletions	2019
<i>Non-depreciable Capital assets:</i>				
Land	\$68,848,242	\$860,028	\$0	\$69,708,270
Antiques and Art	553,061	0	0	553,061
Construction in Progress	0	471,518	0	471,518
Total Non-depreciable Capital assets	<u>69,401,303</u>	<u>1,331,546</u>	<u>0</u>	<u>70,732,849</u>
<i>Capital assets being depreciated:</i>				
Buildings	24,108,673	389,973	(64,500)	24,434,146
Land Improvements	23,196,454	754,910	0	23,951,364
Infrastructure	6,304,639	190,684	0	6,495,323
Machinery and Equipment	5,714,631	671,317	(203,644)	6,182,304
Total Cost	<u>\$128,725,700</u>	<u>\$3,338,430</u>	<u>(\$268,144)</u>	<u>\$131,795,986</u>
<i>Accumulated Depreciation:</i>	December 31,			December 31,
Class	2018	Additions	Deletions	2019
Buildings	(\$11,337,671)	(\$519,315)	\$32,680	(\$11,824,306)
Land Improvements	(9,602,727)	(654,926)	0	(10,257,653)
Infrastructure	(2,076,406)	(211,692)	0	(2,288,098)
Machinery and Equipment	(2,738,162)	(523,348)	156,677	(3,104,833)
Total Depreciation	<u>(\$25,754,966)</u>	<u>(\$1,909,281)</u>	<u>\$189,357</u>	<u>(\$27,474,890)</u>
<i>Net Value:</i>	<u>\$102,970,734</u>			<u>\$104,321,096</u>

METROPOLITAN PARK DISTRICT OF THE TOLEDO AREA
LUCAS COUNTY, OHIO

Notes to the Basic Financial Statements
For the Year Ended December 31, 2019

NOTE 10 – DEFINED BENEFIT PENSION PLAN

Net Pension Liability

The net pension liability reported on the statement of net position represents a liability to employees for pensions. Pensions are a component of exchange transactions—between an employer and its employees—of salaries and benefits for employee services. Pensions are provided to an employee—on a deferred-payment basis—as part of the total compensation package offered by an employer for employee services each financial period. The obligation to sacrifice resources for pensions is a present obligation because it was created as a result of employment exchanges that already have occurred.

The net pension liability represents the District’s proportionate share of the pension plan’s collective actuarial present value of projected benefit payments attributable to past periods of service, net of each pension plan’s fiduciary net position. The net pension liability calculation is dependent on critical long-term variables, including estimated average life expectancies, earnings on investments, cost of living adjustments and others. While these estimates use the best information available, unknowable future events require adjusting this estimate annually.

The Ohio Revised Code limits the District’s obligation for this liability to annually required payments. The District cannot control benefit terms or the manner in which pensions are financed; however, the District does receive the benefit of employees’ services in exchange for compensation including pension.

GASB 68 assumes the liability is solely the obligation of the employer, because (1) they benefit from employee services; and (2) State statute requires all funding to come from these employers. All contributions to date have come solely from these employers (which also includes costs paid in the form of withholdings from employees). State statute requires the pension plans to amortize unfunded liabilities within 30 years. If the amortization period exceeds 30 years, each pension plan’s board must propose corrective action to the State legislature. Any resulting legislative change to benefits or funding could significantly affect the net pension liability. Resulting adjustments to the net pension liability would be effective when the changes are legally enforceable.

The proportionate share of each plan’s unfunded benefits is presented as a long-term *net pension liability* on the accrual basis of accounting. Any liability for the contractually-required pension contribution outstanding at the end of the year is included in *intergovernmental payable* on both the accrual and modified accrual bases of accounting.

Plan Description – Ohio Public Employees Retirement System (OPERS)

Plan Description - District employees participate in the Ohio Public Employees Retirement System (OPERS). OPERS administers three separate pension plans. The traditional pension plan is a cost-sharing, multiple-employer defined benefit pension plan. The member-directed plan is a defined contribution plan and the combined plan is a cost-sharing, multiple-employer defined benefit pension plan with defined contribution features. While members (e.g. District employees) may elect the member-directed plan and the combined plan, substantially all employee members are in OPERS’ traditional plan; therefore, the following disclosure focuses on the traditional pension plan.

**METROPOLITAN PARK DISTRICT OF THE TOLEDO AREA
LUCAS COUNTY, OHIO**

**Notes to the Basic Financial Statements
For the Year Ended December 31, 2019**

NOTE 10 – DEFINED BENEFIT PENSION PLAN (Continued)

OPERS provides retirement, disability, survivor and death benefits, and annual cost of living adjustments to members of the traditional plan. Authority to establish and amend benefits is provided by Chapter 145 of the Ohio Revised Code. OPERS issues a stand-alone financial report that includes financial statements, required supplementary information and detailed information about OPERS’ fiduciary net position that may be obtained by visiting <https://www.opers.org/financial/reports.shtml>, by writing to the Ohio Public Employees Retirement System, 277 East Town Street, Columbus, Ohio 43215-4642, or by calling 800-222-7377.

Senate Bill (SB) 343 was enacted into law with an effective date of January 7, 2013. In the legislation, members were categorized into three groups with varying provisions of the law applicable to each group. The following table provides age and service requirements for retirement and the retirement formula applied to final average salary (FAS) for the three member groups under the traditional plan as per the reduced benefits adopted by SB 343 (see OPERS CAFR referenced above for additional information):

Group A	Group B	Group C
Eligible to retire prior to January 7, 2013 or five years after January 7, 2013	20 years of service credit prior to January 7, 2013 or eligible to retire ten years after January 7, 2013	Members not in other Groups and members hired on or after January 7, 2013
State and Local	State and Local	State and Local
Age and Service Requirements: Age 60 with 60 months of service credit or Age 55 with 25 years of service credit	Age and Service Requirements: Age 60 with 60 months of service credit or Age 55 with 25 years of service credit	Age and Service Requirements: Age 57 with 25 years of service credit or Age 62 with 5 years of service credit
Formula: 2.2% of FAS multiplied by years of service for the first 30 years and 2.5% for service years in excess of 30	Formula: 2.2% of FAS multiplied by years of service for the first 30 years and 2.5% for service years in excess of 30	Formula: 2.2% of FAS multiplied by years of service for the first 35 years and 2.5% for service years in excess of 35
Public Safety	Public Safety	Public Safety
Age and Service Requirements: Age 48 with 25 years of service credit or Age 52 with 15 years of service credit	Age and Service Requirements: Age 48 with 25 years of service credit or Age 52 with 15 years of service credit	Age and Service Requirements: Age 52 with 25 years of service credit or Age 56 with 15 years of service credit
Law Enforcement	Law Enforcement	Law Enforcement
Age and Service Requirements: Age 52 with 15 years of service credit	Age and Service Requirements: Age 48 with 25 years of service credit or Age 52 with 15 years of service credit	Age and Service Requirements: Age 48 with 25 years of service credit or Age 56 with 15 years of service credit
Public Safety and Law Enforcement	Public Safety and Law Enforcement	Public Safety and Law Enforcement
Formula: 2.5% of FAS multiplied by years of service for the first 25 years and 2.1% for service years in excess of 25	Formula: 2.5% of FAS multiplied by years of service for the first 25 years and 2.1% for service years in excess of 25	Formula: 2.5% of FAS multiplied by years of service for the first 25 years and 2.1% for service years in excess of 25

METROPOLITAN PARK DISTRICT OF THE TOLEDO AREA
LUCAS COUNTY, OHIO

Notes to the Basic Financial Statements
For the Year Ended December 31, 2019

NOTE 10 – DEFINED BENEFIT PENSION PLAN (Continued)

Final average Salary (FAS) represents the average of the three highest years of earnings over a member's career for Groups A and B. Group C is based on the average of the five highest years of earnings over a member's career.

Members who retire before meeting the age and years of service credit requirement for unreduced benefits receive a percentage reduction in the benefit amount.

When a benefit recipient has received benefits for 12 months, an annual cost of living adjustment (COLA) is provided. This COLA is calculated on the base retirement benefit at the date of retirement and is not compounded. For those retiring prior to January 7, 2013, the COLA will continue to be a 3.00% simple annual COLA. For those retiring subsequent to January 7, 2013, beginning in calendar year 2019, the COLA will be based on the average percentage increase in the Consumer Price Index, capped at 3.00%.

Benefits in the Combined Plan consist of both an age-and-service formula benefit (defined benefit) and a defined contribution element. The defined benefit element is calculated on the basis of age, FAS, and years of service. Eligibility regarding age and years of service in the Combined Plan is the same as the Traditional Pension Plan. The benefit formula for the defined benefit component of the plan for State and Local members in transition Groups A and B applies a factor of 1.00% to the member's FAS for the first 30 years of service.

A factor of 1.25% is applied to years of service in excess of 30. The benefit formula for transition Group C applies a factor of 1.0% to the member's FAS and the first 35 years of service and a factor of 1.25% is applied to years in excess of 35. Persons retiring before age 65 with less than 30 years of service credit receive a percentage reduction in benefit. The defined contribution portion of the benefit is based on accumulated member contributions plus or minus any investment gains or losses on those contributions. Members retiring under the Combined Plan receive a 2.25% COLA adjustment on the defined benefit portion of their benefit.

Defined contribution plan benefits are established in the plan documents, which may be amended by the OPERS's Board of Trustees. Member-Directed Plan and Combined Plan members who have met the retirement eligibility requirements may apply for retirement benefits. The amount available for defined contribution benefits in the Combined Plan consists of the member's contributions plus or minus the investment gains or losses resulting from the member's investment selections. The amount available for defined contribution benefits in the Member-Directed Plan consists of the members' contributions, vested employer contributions and investment gains or losses resulting from the members' investment selections. Employer contributions and associated investment earnings vest over a five-year period, at a rate of 20% each year. For additional information, see the Plan Statement in the OPERS CAFR.

**METROPOLITAN PARK DISTRICT OF THE TOLEDO AREA
LUCAS COUNTY, OHIO**

**Notes to the Basic Financial Statements
For the Year Ended December 31, 2019**

NOTE 10 – DEFINED BENEFIT PENSION PLAN (Continued)

Funding Policy - The Ohio Revised Code (ORC) provides statutory authority for member and employer contributions as follows:

	<u>State and Local</u>	<u>Public Safety</u>	<u>Law Enforcement</u>
2019 Statutory Maximum Contribution Rates			
Employer	14.0 %	18.1 %	18.1 %
Employee *	10.0 %	**	***
2019 Actual Contribution Rates			
Employer:			
Pension ****	14.0 %	18.1 %	18.1 %
Post-employment Health Care Benefits ****	<u>0.0</u>	<u>0.0</u>	<u>0.0</u>
Total Employer	<u>14.0 %</u>	<u>18.1 %</u>	<u>18.1 %</u>
Employee	<u>10.0 %</u>	<u>12.0 %</u>	<u>13.0 %</u>

- * Member contributions within the combined plan are not used to fund the defined benefit retirement allowance.
- ** This rate is determined by OPERS' Board and has no maximum rate established by ORC.
- *** This rate is also determined by OPERS' Board, but is limited by ORC to not more than 2 percent greater than the Public Safety rate.
- **** These pension and employer health care rates are for the traditional and combined plans. The employer contributions rate for the member-directed plan is allocated 4 percent for health care with the remainder going to pension.

Employer contribution rates are actuarially determined and are expressed as a percentage of covered payroll. The District's contractually required contribution was \$1,003,990 for 2019.

**METROPOLITAN PARK DISTRICT OF THE TOLEDO AREA
LUCAS COUNTY, OHIO**

***Notes to the Basic Financial Statements
For the Year Ended December 31, 2019***

NOTE 10 – DEFINED BENEFIT PENSION PLAN (Continued)

Pension Liabilities, Pension Expense, and Deferred Outflows of Resources and Deferred Inflows of Resources Related to Pensions

The net pension liability for OPERS was measured as of December 31, 2018, and the total pension liability used to calculate the net pension liability was determined by an actuarial valuation as of that date. The District's proportion of the net pension liability was based on the District's share of contributions to the pension plan relative to the contributions of all participating entities. Following is information related to the proportionate share and pension expense:

	<u>OPERS</u>
Proportionate Share of the Net Pension Liability	\$13,716,170
Proportion of the Net Pension Liability-2019	0.050081%
Proportion of the Net Pension Liability-2018	<u>0.049519%</u>
Percentage Change	<u>0.0005620%</u>
Pension Expense	\$2,890,288

At December 31, 2019, the District reported deferred outflows of resources and deferred inflows of resources related to pensions from the following sources:

	<u>OPERS</u>
Deferred Outflows of Resources	
Changes in assumptions	\$1,194,026
Differences between expected and actual experience	633
Change in proportionate share	64,258
Net difference between projected and actual earnings on pension plan investments	1,861,668
District contributions subsequent to the measurement date	<u>1,003,990</u>
Total Deferred Outflows of Resources	<u>\$4,124,575</u>
Deferred Inflows of Resources	
Differences between expected and actual experience	\$180,101
Change in proportionate share	<u>91,523</u>
Total Deferred Inflows of Resources	<u>\$271,624</u>

**METROPOLITAN PARK DISTRICT OF THE TOLEDO AREA
LUCAS COUNTY, OHIO**

***Notes to the Basic Financial Statements
For the Year Ended December 31, 2019***

NOTE 10 – DEFINED BENEFIT PENSION PLAN (Continued)

\$1,003,990 reported as deferred outflows of resources related to pension resulting from District contributions subsequent to the measurement date will be recognized as a reduction of the net pension liability in the year ending December 31, 2020. Other amounts reported as deferred outflows of resources and deferred inflows of resources related to pension will be recognized in pension expense as follows:

	OPERS
Year Ending December 31:	
2020	\$1,179,618
2021	630,822
2022	172,706
2023	865,815
Total	\$2,848,961

Actuarial Assumptions - OPERS

Actuarial valuations of an ongoing plan involve estimates of the values of reported amounts and assumptions about the probability of occurrence of events far into the future. Examples include assumptions about future employment, mortality, and cost trends. Actuarially determined amounts are subject to continual review or modification as actual results are compared with past expectations and new estimates are made about the future.

Projections of benefits for financial reporting purposes are based on the substantive plan (the plan as understood by the employers and plan members) and include the types of benefits provided at the time of each valuation. The total pension liability in the December 31, 2018 and December 31, 2017 actuarial valuation was determined using the following actuarial assumptions, applied to all periods included in the measurement:

	December 31, 2018
Wage Inflation	3.25 percent
Future Salary Increases, including inflation	3.25 to 10.75 percent including wage inflation
COLA or Ad Hoc COLA (Pre 1/7/13 retirees)	3 percent simple
COLA or Ad Hoc COLA (Post 1/7/13 retirees)	3 percent simple through 2018. 2.15 percent simple, thereafter
Investment Rate of Return	7.2 percent
Actuarial Cost Method	Individual Entry Age
	December 31, 2017
Wage Inflation	3.25 percent
Future Salary Increases, including inflation	3.25 to 10.75 percent including wage inflation
COLA or Ad Hoc COLA (Pre 1/7/13 retirees)	3 percent simple
COLA or Ad Hoc COLA (Post 1/7/13 retirees)	3 percent simple through 2018. 2.15 percent simple, thereafter
Investment Rate of Return	7.5 percent
Actuarial Cost Method	Individual Entry Age

**METROPOLITAN PARK DISTRICT OF THE TOLEDO AREA
LUCAS COUNTY, OHIO**

***Notes to the Basic Financial Statements
For the Year Ended December 31, 2019***

NOTE 10 – DEFINED BENEFIT PENSION PLAN (Continued)

Pre-retirement mortality rates are based on the RP-2014 Employees mortality table for males and females, adjusted for mortality improvement back to the observation period base year of 2006. The base year for males and females was then established to be 2015 and 2010, respectively. Post-retirement mortality rates are based on the RP-2014 Healthy Annuitant mortality table for males and females, adjusted for mortality improvement back to the observation period base year of 2006. The base year for males and females was then established to be 2015 and 2010, respectively. Post-retirement mortality rates for disabled retirees are based on the RP-2014 Disabled mortality table for males and females, adjusted for mortality improvement back to the observation period base year of 2006. The base year for males and females was then established to be 2015 and 2010, respectively. Mortality rates for a particular calendar year are determined by applying the MP-2015 mortality improvement scale to all of the above described tables.

The most recent experience study was completed for the five year period ended December 31, 2015.

The long-term rate of return on defined benefit investment assets was determined using a building-block method in which best-estimate ranges of expected future real rates of return are developed for each major asset class. These ranges are combined to produce the long-term expected real rate of return by weighting the expected future real rates of return by the target asset allocation percentage, adjusted for inflation.

During 2018, OPERS managed investments in three investment portfolios: the Defined Benefit portfolio, the Health Care portfolio, and the Defined Contribution portfolio. The Defined Benefit portfolio contains the investment assets for the Traditional Pension Plan, the defined benefit component of the Combined Plan and the annuitized accounts of the Member-Directed Plan. Within the Defined Benefit portfolio, contributions into the plans are all recorded at the same time, and benefit payments all occur on the first of the month. Accordingly, the money-weighted rate of return is considered to be the same for all plans within the portfolio. The annual money-weighted rate of return expressing investment performance, net of investment expenses and adjusted for the changing amounts actually invested, for the Defined Benefit portfolio was a loss of 2.94% for 2018.

The allocation of investment assets with the Defined Benefit portfolio is approved by the Board of Trustees as outlined in the annual investment plan. Plan assets are managed on a total return basis with a long-term objective of achieving and maintaining a fully funded status for the benefits provided through the defined benefit pension plans. The table below displays the Board-approved asset allocation policy for 2018 and the long-term expected real rates of return:

<u>Asset Class</u>	<u>Target Allocation</u>	<u>Weighted Average Long-Term Expected Real Rate of Return (Arithmetic)</u>
Fixed Income	23.00 %	2.79 %
Domestic Equities	19.00	6.21
Real Estate	10.00	4.90
Private Equity	10.00	10.81
International Equities	20.00	7.83
Other investments	18.00	5.50
Total	<u>100.00 %</u>	<u>5.95 %</u>

**METROPOLITAN PARK DISTRICT OF THE TOLEDO AREA
LUCAS COUNTY, OHIO**

***Notes to the Basic Financial Statements
For the Year Ended December 31, 2019***

NOTE 10 – DEFINED BENEFIT PENSION PLAN (Continued)

Discount Rate The discount rate used to measure the total pension liability was 7.2 percent. The projection of cash flows used to determine the discount rate assumed that contributions from plan members and those of the contributing employers are made at the statutorily required rates. Based on those assumptions, the pension plan’s fiduciary net position was projected to be available to make all projected future benefits payments of current plan members. Therefore, the long-term expected rate of return on pension plan investments was applied to all periods of projected benefit payments to determine the total pension liability.

Sensitivity of the District’s Proportionate Share of the Net Pension Liability to Changes in the Discount Rate The following table presents the District’s proportionate share of the net pension liability calculated using the current period discount rate assumption of 7.2 percent, as well as what the District’s proportionate share of the net pension liability would be if it were calculated using a discount rate that is one-percentage-point lower (6.2 percent) or one-percentage-point higher (8.2 percent) than the current rate:

	1% Decrease (6.20%)	Current Discount Rate (7.20%)	1% Increase (8.20%)
District's proportionate share of the net pension liability	\$20,262,773	\$13,716,170	\$8,275,885

NOTE 11 - DEFINED BENEFIT OPEB PLAN

Net OPEB Liability

The net OPEB liability reported on the statement of net position represents a liability to employees for OPEB. OPEB is a component of exchange transactions—between an employer and its employees—of salaries and benefits for employee services. OPEB are provided to an employee—on a deferred-payment basis—as part of the total compensation package offered by an employer for employee services each financial period. The obligation to sacrifice resources for OPEB is a present obligation because it was created as a result of employment exchanges that already have occurred.

The net OPEB liability represents the District’s proportionate share of the OPEB plan’s collective actuarial present value of projected benefit payments attributable to past periods of service, net of each OPEB plan’s fiduciary net position. The net OPEB liability calculation is dependent on critical long-term variables, including estimated average life expectancies, earnings on investments, cost of living adjustments and others. While these estimates use the best information available, unknowable future events require adjusting these estimates annually.

METROPOLITAN PARK DISTRICT OF THE TOLEDO AREA
LUCAS COUNTY, OHIO

Notes to the Basic Financial Statements
For the Year Ended December 31, 2019

NOTE 11 - DEFINED BENEFIT OPEB PLAN (Continued)

The Ohio Revised Code limits the District's obligation for this liability to annually required payments. The District cannot control benefit terms or the manner in which OPEB are financed; however, the District does receive the benefit of employees' services in exchange for compensation including OPEB.

GASB 75 assumes the liability is solely the obligation of the employer, because they benefit from employee services. OPEB contributions come from these employers and health care plan enrollees which pay a portion of the health care costs in the form of a monthly premium. The Ohio revised Code permits, but does not require the retirement systems to provide healthcare to eligible benefit recipients. Any change to benefits or funding could significantly affect the net OPEB liability. Resulting adjustments to the net OPEB liability would be effective when the changes are legally enforceable. The retirement systems may allocate a portion of the employer contributions to provide for these OPEB benefits.

The proportionate share of each plan's unfunded benefits is presented as a long-term *net OPEB liability* on the accrual basis of accounting. Any liability for the contractually-required OPEB contribution outstanding at the end of the year is included in *intergovernmental payable* on both the accrual and modified accrual bases of accounting.

Plan Description – Ohio Public Employees Retirement System (OPERS)

Plan Description - The Ohio Public Employees Retirement System (OPERS) administers three separate pension plans: the traditional pension plan, a cost-sharing, multiple-employer defined benefit pension plan; the member-directed plan, a defined contribution plan; and the combined plan, a cost-sharing, multiple-employer defined benefit pension plan that has elements of both a defined benefit and defined contribution plan.

OPERS maintains a cost-sharing, multiple-employer defined benefit post-employment health care trust, which funds multiple health care plans including medical coverage, prescription drug coverage and deposits to a Health Reimbursement Arrangement to qualifying benefit recipients of both the traditional pension and the combined plans. This trust is also used to fund health care for member-directed plan participants, in the form of a Retiree Medical Account (RMA). At retirement or refund, member directed plan participants may be eligible for reimbursement of qualified medical expenses from their vested RMA balance.

In order to qualify for postemployment health care coverage, age and service retirees under the traditional pension and combined plans must have twenty or more years of qualifying Ohio service credit. Health care coverage for disability benefit recipients and qualified survivor benefit recipients is available. The health care coverage provided by OPERS meets the definition of an Other Post Employment Benefit (OPEB) as described in GASB Statement 75. See OPERS' CAFR referenced below for additional information.

The Ohio Revised Code permits, but does not require OPERS to provide health care to its eligible benefit recipients. Authority to establish and amend health care coverage is provided to the Board in Chapter 145 of the Ohio Revised Code.

METROPOLITAN PARK DISTRICT OF THE TOLEDO AREA
LUCAS COUNTY, OHIO

Notes to the Basic Financial Statements
For the Year Ended December 31, 2019

NOTE 11 - DEFINED BENEFIT OPEB PLAN (Continued)

Disclosures for the health care plan are presented separately in the OPERS financial report. Interested parties may obtain a copy by visiting <https://www.opers.org/financial/reports.shtml>, by writing to OPERS, 277 East Town Street, Columbus, Ohio 43215-4642, or by calling (614) 222-5601 or 800-222-7377.

Funding Policy - The Ohio Revised Code provides the statutory authority requiring public employers to fund postemployment health care through their contributions to OPERS. When funding is approved by OPERS' Board of Trustees, a portion of each employer's contribution to OPERS is set aside to fund OPERS health care plans. Beginning in 2018, health care is not being funded.

Employer contribution rates are expressed as a percentage of the earnable salary of active members. In 2019, state and local employers contributed at a rate of 14.0 percent of earnable salary and public safety and law enforcement employers contributed at 18.1 percent. These are the maximum employer contribution rates permitted by the Ohio Revised Code. Active member contributions do not fund health care.

Each year, the OPERS Board determines the portion of the employer contribution rate that will be set aside to fund health care plans. The portion of employer contributions allocated to health care for members in the Traditional Pension Plan and Combined Plan was 0 percent during calendar year 2019. The OPERS Board is also authorized to establish rules for the retiree or their surviving beneficiaries to pay a portion of the health care provided. Payment amounts vary depending on the number of covered dependents and the coverage selected. The employer contribution as a percentage of covered payroll deposited into the RMA for participants in the Member-Directed Plan for 2019 was 4.0 percent.

Employer contribution rates are actuarially determined and are expressed as a percentage of covered payroll. The District's contractually required contribution was \$0 for 2019.

OPEB Liabilities, OPEB Expense, and Deferred Outflows of Resources and Deferred Inflows of Resources Related to OPEB

The net OPEB liability and total OPEB liability for OPERS were determined by an actuarial valuation as of December 31, 2017, rolled forward to the measurement date of December 31, 2018, by incorporating the expected value of health care cost accruals, the actual health care payment, and interest accruals during the year. The District's proportion of the net OPEB liability was based on the District's share of contributions to the retirement plan relative to the contributions of all participating entities.

**METROPOLITAN PARK DISTRICT OF THE TOLEDO AREA
LUCAS COUNTY, OHIO**

**Notes to the Basic Financial Statements
For the Year Ended December 31, 2019**

NOTE 11 - DEFINED BENEFIT OPEB PLAN (Continued)

Following is information related to the proportionate share and OPEB expense:

	<u>OPERS</u>
Proportionate Share of the Net OPEB Liability	\$6,618,036
Proportion of the Net OPEB Liability-2019	0.050761%
Proportion of the Net OPEB Liability-2018	<u>0.050487%</u>
Percentage Change	<u>0.0002740%</u>
OPEB Expense	\$587,988

At December 31, 2019, the District reported deferred outflows of resources and deferred inflows of resources related to OPEB from the following sources:

	<u>OPERS</u>
Deferred Outflows of Resources	
Changes in assumptions	\$213,374
Differences between expected and actual experience	2,241
Net difference between projected and actual earnings on OPEB plan investments	303,397
Change in proportionate share	<u>32,415</u>
Total Deferred Outflows of Resources	<u>\$551,427</u>
Deferred Inflows of Resources	
Differences between expected and actual experience	\$17,957
Change in proportionate share	<u>36,000</u>
Total Deferred Inflows of Resources	<u>\$53,957</u>

Amounts reported as deferred outflows of resources and deferred inflows of resources related to OPEB will be recognized in OPEB expense as follows:

	<u>OPERS</u>
Year Ending December 31:	
2020	\$225,465
2021	68,891
2022	50,273
2023	<u>152,841</u>
Total	<u>\$497,470</u>

**METROPOLITAN PARK DISTRICT OF THE TOLEDO AREA
LUCAS COUNTY, OHIO**

***Notes to the Basic Financial Statements
For the Year Ended December 31, 2019***

NOTE 11- DEFINED BENEFIT OPEB PLAN (Continued)

Actuarial Assumptions - OPERS

Actuarial valuations of an ongoing plan involve estimates of the values of reported amounts and assumptions about the probability of occurrence of events far into the future. Examples include assumptions about future employment, mortality, and cost trends. Actuarially determined amounts are subject to continual review or modification as actual results are compared with past expectations and new estimates are made about the future.

Projections of benefits for financial reporting purposes are based on the substantive plan and include the types of coverage provided at the time of each valuation and the historical pattern of sharing of costs between OPERS and plan members. The total OPEB liability was determined by an actuarial valuation as of December 31, 2017, rolled forward to the measurement date of December 31, 2018. The actuarial valuation used the following actuarial assumptions applied to all prior periods included in the measurement in accordance with the requirements of GASB 74:

Wage Inflation	3.25 percent
Projected Salary Increases, including inflation	3.25 to 10.75 percent including wage inflation
Single Discount Rate:	
Current measurement date	3.96 percent
Prior Measurement date	3.85 percent
Investment Rate of Return:	
Current measurement date	6.00 percent
Prior Measurement date	6.50 percent
Municipal Bond Rate:	
Current measurement date	3.71 percent
Prior Measurement date	3.31 percent
Health Care Cost Trend Rate:	
Current measurement date	10.0 percent, initial 3.25 percent, ultimate in 2029
Prior Measurement date	7.5 percent, initial 3.25 percent, ultimate in 2028
Actuarial Cost Method	Individual Entry Age

Pre-retirement mortality rates are based on the RP-2014 Employees mortality table for males and females, adjusted for mortality improvement back to the observation period base year of 2006. The base year for males and females was then established to be 2015 and 2010, respectively. Post-retirement mortality rates are based on the RP-2014 Healthy Annuitant mortality table for males and females, adjusted for mortality improvement back to the observation period base year of 2006. The base year for males and females was then established to be 2015 and 2010, respectively. Post-retirement mortality rates for disabled retirees are based on the RP-2014 Disabled mortality table for males and females, adjusted for mortality improvement back to the observation period base year of 2006. The base year for males and females was then established to be 2015 and 2010, respectively. Mortality rates for a particular calendar year are determined by applying the MP-2015 mortality improvement scale to all of the above described tables.

The most recent experience study was completed for the five year period ended December 31, 2015.

**METROPOLITAN PARK DISTRICT OF THE TOLEDO AREA
LUCAS COUNTY, OHIO**

**Notes to the Basic Financial Statements
For the Year Ended December 31, 2019**

NOTE 11 - DEFINED BENEFIT OPEB PLAN (Continued)

The long-term expected rate of return on health care investment assets was determined using a building-block method in which best-estimate ranges of expected future real rates of return are developed for each major asset class. These ranges are combined to produce the long-term expected real rate of return by weighting the expected future real rates of return by the target asset allocation percentage, adjusted for inflation.

During 2018, OPERS managed investments in three investment portfolios: the Defined Benefit portfolio, the Health Care portfolio and the Defined Contribution portfolio. The Health Care portfolio includes the assets for health care expenses for the Traditional Pension Plan, Combined Plan and Member-Directed Plan eligible members. Within the Health Care portfolio, contributions into the plans are assumed to be received continuously throughout the year based on the actual payroll payable at the time contributions are made, and health care-related payments are assumed to occur mid-year. Accordingly, the money-weighted rate of return is considered to be the same for all plans within the portfolio. The annual money-weighted rate of return expressing investment performance, net of investment expenses and adjusted for the changing amounts actually invested, for the Health Care portfolio was a loss of 5.60 percent for 2018.

The allocation of investment assets with the Health Care portfolio is approved by the Board of Trustees as outlined in the annual investment plan. Assets are managed on a total return basis with a long-term objective of continuing to offer a sustainable health care program for current and future retirees. OPERS' primary goal is to achieve and maintain a fully funded status for the benefits provided through the defined pension plans. Health care is a discretionary benefit. The table below displays the Board-approved asset allocation policy for 2018 and the long-term expected real rates of return:

<u>Asset Class</u>	<u>Target Allocation</u>	<u>Weighted Average Long-Term Expected Real Rate of Return (Arithmetic)</u>
Fixed Income	34.00 %	2.42 %
Domestic Equities	21.00	6.21
Real Estate Investment Trust	6.00	5.98
International Equities	22.00	7.83
Other investments	17.00	5.57
Total	<u>100.00 %</u>	<u>5.16 %</u>

Discount Rate A single discount rate of 3.96 percent was used to measure the OPEB liability on the measurement date of December 31, 2018. A single discount rate of 3.85 percent was used to measure the OPEB liability on the measurement date of December 31, 2017. Projected benefit payments are required to be discounted to their actuarial present value using a single discount rate that reflects (1) a long-term expected rate of return on OPEB plan investments (to the extent that the health care fiduciary net position is projected to be sufficient to pay benefits), and (2) tax-exempt municipal bond rate based on an index of 20-year general obligation bonds with an average AA credit rating as of the measurement date (to the extent that the contributions for use with the long-term expected rate are not met). This single discount rate was based on an expected rate of return on the health care investment portfolio of 6.00 percent and a municipal bond rate of 3.71 percent.

**METROPOLITAN PARK DISTRICT OF THE TOLEDO AREA
LUCAS COUNTY, OHIO**

***Notes to the Basic Financial Statements
For the Year Ended December 31, 2019***

NOTE 11 - DEFINED BENEFIT OPEB PLAN (Continued)

The projection of cash flows used to determine this single discount rate assumed that employer contributions will be made at rates equal to the actuarially determined contribution rate. Based on these assumptions, the health care fiduciary net position and future contributions were sufficient to finance health care costs through 2031. As a result, the long-term expected rate of return on health care investments was applied to projected costs through the year 2031, and the municipal bond rate was applied to all health care costs after that date.

Sensitivity of the District's Proportionate Share of the Net OPEB Liability to Changes in the Discount Rate The following table presents the District's proportionate share of the net OPEB liability calculated using the single discount rate of 3.96 percent, as well as what the District's proportionate share of the net OPEB liability would be if it were calculated using a discount rate that is one-percentage-point lower (2.96 percent) or one-percentage-point higher (4.96 percent) than the current rate:

	1% Decrease (2.96%)	Current Discount Rate (3.96%)	1% Increase (4.96%)
District's proportionate share of the net OPEB liability	\$8,466,935	\$6,618,036	\$5,147,673

Sensitivity of the District's Proportionate Share of the Net OPEB Liability to Changes in the Health Care Cost Trend Rate Changes in the health care cost trend rate may also have a significant impact on the net OPEB liability. The following table presents the net OPEB liability calculated using the assumed trend rates, and the expected net OPEB liability if it were calculated using a health care cost trend rate that is 1.0 percent lower or 1.0 percent higher than the current rate.

Retiree health care valuations use a health care cost-trend assumption that changes over several years built into the assumption. The near-term rates reflect increases in the current cost of health care; the trend starting in 2019 is 10.00 percent. If this trend continues for future years, the projection indicates that years from now virtually all expenditures will be for health care. A more reasonable alternative is that in the not-too-distant future, the health plan cost trend will decrease to a level at, or near, wage inflation. On this basis, the actuaries project premium rate increases will continue to exceed wage inflation for approximately the next decade, but by less each year, until leveling off at an ultimate rate, assumed to be 3.25 percent in the most recent valuation.

	1% Decrease	Current Health Care Cost Trend Rate Assumption	1% Increase
District's proportionate share of the net OPEB liability	\$6,361,369	\$6,618,036	\$6,913,648

**METROPOLITAN PARK DISTRICT OF THE TOLEDO AREA
LUCAS COUNTY, OHIO**

**Notes to the Basic Financial Statements
For the Year Ended December 31, 2019**

NOTE 12 - LONG-TERM DEBT AND OTHER OBLIGATIONS

Detail of the changes in long-term debt and other long-term obligations of the District for the year ended December 31, 2019 are as follows:

	Balance at December 31, 2018	Additions	Deductions	Balance at December 31, 2019	Amount Due Within One Year
Governmental Activities:					
Compensated Absences	\$1,250,511	\$1,174,625	(\$1,250,511)	\$1,174,625	\$727,362
Capital Lease	25,290	58,984	(28,122)	56,152	26,693
Total Long-Term Obligations	<u>\$1,275,801</u>	<u>\$1,233,609</u>	<u>(\$1,278,633)</u>	<u>\$1,230,777</u>	<u>\$754,055</u>

NOTE 13 -RISK MANAGEMENT

A. General Insurance

The District is exposed to various risks of property and casualty losses, and injuries to employees. The District insures against injuries to employees through the Ohio Bureau of Worker's Compensation.

The District belongs to the Ohio Plan Risk Management, Inc. (OPRM), a non-assessable, unincorporated non-profit association providing a formalized, jointly administered self-insurance risk management program and other administrative services to Ohio governments ("Members"). The Plan is legally separate from its member governments.

Pursuant to Section 2744.081 of the Ohio Revised Code, the Plan provides property, liability, errors and omissions, law enforcement, automobile, excess liability, crime, surety and bond, inland marine and other coverages to its members sold through fourteen appointed independent agents in the State of Ohio.

OPRM coverage programs are developed specific to each member's risk management needs and the related premiums for coverage are determined through the application of uniform underwriting criteria addressing the member's exposure to loss. Effective November 1, 2018, the OPRM retained 50% of the premium and losses on the first \$250,000 casualty treaty and 30% of the first \$1 million property treaty. Members are only responsible for their self-retention (deductible) amounts, which vary from member to member. OPRM had 762 members as of December 31, 2018 (latest information available).

METROPOLITAN PARK DISTRICT OF THE TOLEDO AREA
LUCAS COUNTY, OHIO

Notes to the Basic Financial Statements
For the Year Ended December 31, 2019

NOTE 13 -RISK MANAGEMENT (Continued)

A. General Insurance (Continued)

Plan members are responsible to notify the Plan of their intent to renew coverage by their renewal date. If a member chooses not to renew with the Plan, they have no other financial obligation to the Plan, but still need to promptly notify the Plan of any potential claims occurring during their membership period. The former member's covered claims, which occurred during their membership period, remain the responsibility of the Plan.

Settlement amounts did not exceed insurance coverage for the past three fiscal years.

The Pool's audited financial statements conform with generally accepted accounting principles, and reported the following assets, liabilities and net position at December 31, 2019:

	(In thousands)
	2019
Assets	\$15,921
Liabilities	(11,329)
Net Position - Unrestricted	<u>\$4,592</u>

You can read the complete audited financial statements for The Ohio Plan Risk Management at the Plan's website, www.ohioplan.org.

B. Health Insurance

The Lucas District Commissioners manage a self-funded insurance program for dental, prescription drug, and health benefits. The programs are administered by a third-party, which provides claims review and processing services. The Metroparks is charged for its proportionate share of the costs of covered employees.

C. Workers Compensation

The Lucas District Commissioners also maintains a Self-Funded Workers' Compensation fund. The Metroparks is charged for its proportionate share of the costs of covered employees.

NOTE 14 -CONTINGENT LIABILITIES

The District receives financial assistance from federal and state agencies in the form of grants. The disbursement of funds received under these programs generally requires compliance with terms and conditions specified in the grant agreements and is subject to audit by the grantor agencies. Any disallowed claims resulting from such audits could become a liability of the general fund or other applicable funds. However, in the opinion of management, any such disallowed claims will not have a material adverse effect on the overall financial position of the District at December 31, 2019.

METROPOLITAN PARK DISTRICT OF THE TOLEDO AREA
LUCAS COUNTY, OHIO

Notes to the Basic Financial Statements
For the Year Ended December 31, 2019

NOTE 15 – FUND DEFICITS

At December 31, 2019, the following funds had deficit fund balances:

<u>Fund</u>	<u>Fund Deficit</u>
Other Governmental Funds:	
ODNR Program Fund (Special Revenue)	\$10,791
Federal Grants Fund (Special Revenue)	802,512
Local and Other Grants Fund (Special Revenue)	462,595
Wetland Mitigation Fund (Capital Projects)	127,480
Grand Total	<u><u>\$1,403,378</u></u>

The deficits arise from the recognition of certain liabilities under the modified accrual basis of accounting. Under the budgetary basis of accounting the deficits do not exist. The General Fund provides transfers when cash is required, not when accruals occur.

NOTE 16 – SUBSEQUENT EVENT

The United States and the State of Ohio declared a state of emergency in March 2020 due to the COVID-19 pandemic. The financial impact of COVID-19 and the ensuing emergency measures will impact subsequent periods of the District. The District's investment portfolio and investments of the pension and other employee benefit plan in which the District participates have incurred a significant decline in fair value, consistent with the general decline in financial markets. However, because the values of individual investments fluctuate with market conditions, and due to market volatility, the amount of losses that will be recognized in subsequent periods, if any, cannot be determined. In addition, the impact on the District's future operating costs, revenues, and any recovery from emergency funding, either federal or state, cannot be estimated.

*METROPOLITAN PARK DISTRICT OF THE TOLEDO AREA
LUCAS COUNTY, OHIO*

REQUIRED SUPPLEMENTARY INFORMATION

**METROPOLITAN PARK DISTRICT OF THE TOLEDO AREA
LUCAS COUNTY, OHIO**

***Schedule of District's Proportionate Share of the Net Pension Liability
Last Six Years***

Ohio Public Employees Retirement System

Year	2013	2014	2015
District's proportion of the net pension liability	0.050562%	0.050562%	0.052460%
District's proportionate share of the net pension liability	\$5,960,601	\$6,098,342	\$9,086,721
District's covered-employee payroll	\$6,291,123	\$5,717,553	\$5,569,735
District's proportionate share of the net pension liability as a percentage of its covered-employee payroll	94.75%	106.66%	163.14%
Plan fiduciary net position as a percentage of the total pension liability	86.36%	86.45%	81.80%

Source: District Treasurer's Office and the Ohio Public Employees Retirement System

Notes: The District implemented GASB Statement 68 in 2015.

Information prior to 2013 is not available.

The schedule is reported as of the measurement date of the Net Pension Liability.

***METROPOLITAN PARK DISTRICT OF THE TOLEDO AREA
LUCAS COUNTY, OHIO***

<u>2016</u>	<u>2017</u>	<u>2018</u>
0.051309%	0.049519%	0.050081%
\$11,651,339	\$7,768,593	\$13,716,170
\$6,244,063	\$6,070,665	\$5,794,360
186.60%	127.97%	236.72%
77.25%	84.66%	74.70%

**METROPOLITAN PARK DISTRICT OF THE TOLEDO AREA
LUCAS COUNTY, OHIO**

***Schedule of District Pension Contributions
Last Seven Years***

Ohio Public Employees Retirement System

Year	<u>2013</u>	<u>2014</u>	<u>2015</u>
Contractually required contribution	\$817,846	\$747,274	\$729,435
Contributions in relation to the contractually required contribution	<u>817,846</u>	<u>747,274</u>	<u>729,435</u>
Contribution deficiency (excess)	<u>\$0</u>	<u>\$0</u>	<u>\$0</u>
District's covered-employee payroll	\$6,291,123	\$5,717,553	\$5,569,735
Contributions as a percentage of covered-employee payroll	13.00%	13.07%	13.10%

Source: District Treasurer's Office and the Ohio Public Employees Retirement System

Notes: The District implemented GASB Statement 68 in 2015.

***METROPOLITAN PARK DISTRICT OF THE TOLEDO AREA
LUCAS COUNTY, OHIO***

<u>2016</u>	<u>2017</u>	<u>2018</u>	<u>2019</u>
\$813,106	\$850,063	\$863,648	\$1,003,990
<u>813,106</u>	<u>850,063</u>	<u>863,648</u>	<u>1,003,990</u>
<u>\$0</u>	<u>\$0</u>	<u>\$0</u>	<u>\$0</u>
\$6,244,063	\$6,070,665	\$5,794,360	\$6,821,949
13.02%	14.00%	14.90%	14.72%

*METROPOLITAN PARK DISTRICT OF THE TOLEDO AREA
LUCAS COUNTY, OHIO*



**METROPARKS
TOLEDO**

**METROPOLITAN PARK DISTRICT OF THE TOLEDO AREA
LUCAS COUNTY, OHIO**

***Schedule of District's Proportionate Share of the Net Other Postemployment Benefits (OPEB) Liability
Last Three Years***

Ohio Public Employees Retirement System

Year	2016	2017	2018
District's proportion of the net OPEB liability	0.051145%	0.050487%	0.050761%
District's proportionate share of the net OPEB liability	\$5,166,040	\$5,482,501	\$6,618,036
District's covered payroll	\$6,244,063	\$6,070,665	\$5,794,360
District's proportionate share of the net OPEB liability as a percentage of its covered payroll	82.74%	90.31%	114.22%
Plan fiduciary net position as a percentage of the total OPEB liability	54.50%	54.14%	46.33%

Source: District Treasurer's Office and the Ohio Public Employees Retirement System

Notes: The District implemented GASB Statement 75 in 2018.

Information prior to 2017 is not available.

The schedule is reported as of the measurement date of the Net OPEB Liability.

**METROPOLITAN PARK DISTRICT OF THE TOLEDO AREA
LUCAS COUNTY, OHIO**

***Schedule of District's Other Postemployment Benefit (OPEB) Contributions
Last Seven Years***

Ohio Public Employees Retirement System

Year	2013	2014	2015
Contractually required contribution	\$62,911	\$114,351	\$111,395
Contributions in relation to the contractually required contribution	<u>62,911</u>	<u>114,351</u>	<u>111,395</u>
Contribution deficiency (excess)	<u>\$0</u>	<u>\$0</u>	<u>\$0</u>
District's covered payroll	\$6,291,123	\$5,717,553	\$5,569,735
Contributions as a percentage of covered payroll	1.00%	2.00%	2.00%

Source: District Treasurer's Office and the Ohio Public Employees Retirement System

Notes: The District implemented GASB Statement 75 in 2018.
Information prior to 2013 is not available.

***METROPOLITAN PARK DISTRICT OF THE TOLEDO AREA
LUCAS COUNTY, OHIO***

<u>2016</u>	<u>2017</u>	<u>2018</u>	<u>2019</u>
\$124,881	\$60,707	\$0	\$0
<u>124,881</u>	<u>60,707</u>	<u>0</u>	<u>0</u>
<u>\$0</u>	<u>\$0</u>	<u>\$0</u>	<u>\$0</u>
\$6,244,063	\$6,070,665	\$5,794,360	\$6,821,949
2.00%	1.00%	0.00%	0.00%

**METROPOLITAN PARK DISTRICT OF THE TOLEDO AREA
LUCAS COUNTY, OHIO**

***Notes to the Required Supplemental Information
For the Year Ended December 31, 2019***

OHIO PUBLIC EMPLOYEES RETIREMENT SYSTEM (OPERS)

NET PENSION LIABILITY

OHIO PUBLIC EMPLOYEES RETIREMENT SYSTEM (OPERS)

Changes in benefit terms: There were no changes in benefit terms for the period 2014-2019.

Changes in assumptions:

2014-2016: There were no changes in methods and assumptions used in the calculation of actuarial determined contributions.

2017: The following were the most significant changes of assumptions that affected the total pension liability since the prior measurement date:

- Reduction in actuarial assumed rate of return from 8.00% to 7.50%
- Decrease in wage inflation from 3.75% to 3.25%
- Change in future salary increases from a range of 4.25%-10.02% to 3.25%-10.75%
- Amounts reported beginning in 2017 use mortality rates based on the RP-2014 Healthy Annuitant mortality Table.

2018: There were no changes in methods and assumptions used in the calculation of actuarial determined contributions.

2019: The following were the most significant changes of assumptions that affected the total pension liability since the prior measurement date:

- Reduction in actuarial assumed rate of return from 7.50% to 7.20%

NET OPEB LIABILITY

OHIO PUBLIC EMPLOYEES RETIREMENT SYSTEM (OPERS)

Changes in benefit terms: There were no changes in benefit terms for the periods 2018-2019.

Changes in assumptions:

For 2018, the single discount rate changed from 4.23% to 3.85%.

2019: The following were the most significant changes of assumptions that affected the total OPEB liability since the prior measurement date:

- The single discount rate changed from 3.85% to 3.96%.
- Reduction in actuarial assumed rate of return from 6.50% to 6.00%
- Change in health care cost trend rate from 7.5% to 10%

INDEPENDENT AUDITOR'S REPORT ON INTERNAL CONTROL OVER FINANCIAL
REPORTING AND ON COMPLIANCE AND OTHER MATTERS BASED ON AN AUDIT OF
FINANCIAL STATEMENTS PERFORMED IN ACCORDANCE WITH
GOVERNMENT AUDITING STANDARDS

Metropolitan Park District of the Toledo Area
Lucas County
5100 W. Central Avenue
Toledo, OH 43615

To the Board of Park Commissioners:

We have audited, in accordance with the auditing standards generally accepted in the United States of America and the standards applicable to financial audits contained in *Government Auditing Standards*, issued by the Comptroller General of the United States, the financial statements of the governmental activities, the business-type activities, each major fund, and the aggregate remaining fund information of the Metropolitan Park District of the Toledo Area, Lucas County, (the District), as of and for the year ended December 31, 2019, and the related notes to the financial statements, which collectively comprise the District's basic financial statements, and have issued our report thereon dated September 8, 2020. We noted the financial impact of COVID-19 and the ensuing emergency measures will impact subsequent periods of the District.

Internal Control Over Financial Reporting

In planning and performing our audit of the financial statements, we considered the District's internal control over financial reporting (internal control) to determine the audit procedures that are appropriate in the circumstances for the purpose of expressing our opinion on the financial statements, but not for the purpose of expressing an opinion on the effectiveness of the District's internal control. Accordingly, we do not express an opinion on the effectiveness of the District's internal control.

A *deficiency in internal control* exists when the design or operation of a control does not allow management or employees, in the normal course of performing their assigned functions, to prevent, or detect and correct, misstatements on a timely basis. A *material weakness* is a deficiency, or a combination of deficiencies, in internal control, such that there is a reasonable possibility that a material misstatement of the District's financial statements will not be prevented, or detected and corrected on a timely basis. A *significant deficiency* is a deficiency, or a combination of deficiencies, in internal control that is less severe than a material weakness, yet important enough to merit attention by those charged with governance.

Our consideration of internal control was for the limited purpose described in the first paragraph of this section and was not designed to identify all deficiencies in internal control that might be material weaknesses or significant deficiencies. Given these limitations, during our audit we did not identify any deficiencies in internal control that we consider to be material weaknesses. However, material weaknesses may exist that have not been identified.

Compliance and Other Matters

As part of obtaining reasonable assurance about whether the District's financial statements are free from material misstatement, we performed tests of its compliance with certain provisions of laws, regulations, contracts, and grant agreements, noncompliance with which could have a direct and material effect on the determination of financial statement amounts. However, providing an opinion on compliance with those provisions was not an objective of our audit, and accordingly, we do not express such an opinion. The results of our tests disclosed an instance of noncompliance or other matter we must report under *Government Auditing Standards*, which is described in the accompanying Schedule of Findings as item 2019-001.


We also noted a certain matter not requiring inclusion in this report that we reported to the District's management in a separate letter dated September 8, 2020.

District's Responses to Findings

The District's response to the finding identified in our audit is described in the accompanying Corrective Action Plan. We did not subject the District's response to the auditing procedure applied in the audit of the financial statements and, accordingly, we express no opinion on it.

Purpose of this Report

The purpose of this report is solely to describe the scope of our testing of internal control and compliance and the results of that testing, and not to provide an opinion on the effectiveness of the District's internal control or on compliance. This report is an integral part of an audit performed in accordance with *Government Auditing Standards* in considering the District's internal control and compliance. Accordingly, this communication is not suitable for any other purpose.



Charles E. Harris & Associates, Inc.
September 8, 2020

**METROPOLITAN PARK DISTRICT OF THE TOLEDO AREA
LUCAS COUNTY**

**SCHEDULE OF FINDINGS
DECEMBER 31, 2019**

**FINDINGS RELATED TO THE FINANCIAL STATEMENTS
REQUIRED TO BE REPORTED IN ACCORDANCE WITH GAGAS**

Finding Number 2019-001 – Non-compliance

941 late payments and penalties

Internal Revenue Code (IRC) 26 U.S.C. §3401 through §3406 requires the District to withhold federal, state, and local income and employment-related taxes. It also requires the District to report those tax matters to the appropriate tax authorities and to the recipients.

The District withheld federal and state (Ohio and Michigan) taxes from its employees. However, in some instances in 2018, those withholdings were neither submitted nor paid in a timely manner. Further, the District did not file the required 2018 quarterly federal tax documents (Form 941) in a timely manner. As a result, the District was assessed interest and penalties in 2019.

As of the date of this report, all amounts have been remitted with proper documents filed. All penalties and interest have been paid in their entirety however, the District is contesting those charges. These are unnecessary expenditures and should be avoided by paying withholdings when they become due.

Prior to 2019, the District developed procedures to ensure all taxes and pension amounts are properly withheld and remitted to the appropriate agencies in a timely manner. We recommend the District continually monitor these procedures and submit withholdings and proper tax forms timely to ensure compliance and avoid penalties and interest.

**METROPOLITAN PARK DISTRICT OF THE TOLEDO AREA
LUCAS COUNTY**

**SUMMARY SCHEDULE OF PRIOR AUDIT FINDINGS
Prepared by Management
DECEMBER 31, 2019**

Finding Number	Finding Summary	Status	Additional Information
2018-001	Material Weakness – Bank Reconciliation – Bank reconciliation not performed accurately and timely.	Corrective Action Taken and Finding is Fully Corrected	

**METROPOLITAN PARK DISTRICT OF THE TOLEDO AREA
LUCAS COUNTY**

**CORRECTIVE ACTION PLAN
DECEMBER 31, 2019
(Prepared by Management)**

Finding Number	Planned Corrective Action	Anticipated Completion Date	Responsible Contact Person
2019-001	The Metroparks took aggressive steps to remediation of this issue. In addition to correcting errors, appropriate personnel adjustments were made to address the payroll issues of 2018. The payroll process was outsourced to Payroll Select Services, LLC beginning January 1, 2019 to ensure full compliance into the future.	Immediately	Matt Cleland, Deputy Director/Treasurer

This page intentionally left blank.

OHIO AUDITOR OF STATE KEITH FABER



METROPOLITAN PARK DISTRICT OF THE TOLEDO AREA

LUCAS COUNTY

AUDITOR OF STATE OF OHIO CERTIFICATION

This is a true and correct copy of the report, which is required to be filed pursuant to Section 117.26, Revised Code, and which is filed in the Office of the Ohio Auditor of State in Columbus, Ohio.



Certified for Release 12/8/2020

88 East Broad Street, Columbus, Ohio 43215
Phone: 614-466-4514 or 800-282-0370

This report is a matter of public record and is available online at
www.ohioauditor.gov