

**NELSONVILLE-YORK CITY SCHOOL DISTRICT
ATHENS COUNTY, OHIO**

***BASIC FINANCIAL STATEMENTS
(AUDITED)***

***FOR THE FISCAL YEAR ENDED
JUNE 30, 2019***

OHIO AUDITOR OF STATE
KEITH FABER



88 East Broad Street
Columbus, Ohio 43215
IPARreport@ohioauditor.gov
(800) 282-0370

Board of Education
Nelsonville-York City School District
2 Buckeye Drive
Nelsonville, Ohio 45764

We have reviewed the *Independent Auditor's Report* of the Nelsonville-York City School District, Athens County, prepared by Julian & Grube, Inc., for the audit period July 1, 2018 through June 30, 2019. Based upon this review, we have accepted these reports in lieu of the audit required by Section 117.11, Revised Code. The Auditor of State did not audit the accompanying financial statements and, accordingly, we are unable to express, and do not express an opinion on them.

Our review was made in reference to the applicable sections of legislative criteria, as reflected by the Ohio Constitution, and the Revised Code, policies, procedures and guidelines of the Auditor of State, regulations and grant requirements. The Nelsonville-York City School District is responsible for compliance with these laws and regulations

A handwritten signature in cursive script that reads "Keith Faber".

Keith Faber
Auditor of State
Columbus, Ohio

February 6, 2020

This page intentionally left blank.

**NELSONVILLE-YORK CITY SCHOOL DISTRICT
ATHENS COUNTY, OHIO**

TABLE OF CONTENTS

Independent Auditor’s Report	1 - 2
Management’s Discussion and Analysis	3 - 14
Basic Financial Statements:	
Government-Wide Financial Statements:	
Statement of Net Position	15
Statement of Activities	16
Fund Financial Statements:	
Balance Sheet - Governmental Funds	17
Reconciliation of Total Governmental Fund Balances to Net Position of Governmental Activities	18
Statement of Revenues, Expenditures and Changes in Fund Balances - Governmental Funds.....	19
Reconciliation of the Statement of Revenues, Expenditures and Changes in Fund Balances of Governmental Funds to the Statement of Activities	20
Statement of Revenues, Expenditures and Changes in Fund Balance - Budget and Actual (Non-GAAP Budgetary Basis) - General Fund	21
Statement of Fiduciary Net Position - Fiduciary Funds	22
Statement of Changes in Fiduciary Net Position - Fiduciary Fund	23
Notes to the Basic Financial Statements.....	25 - 66
Required Supplementary Information:	
Schedule of the District’s Proportionate Share of the Net Pension Liability:	
School Employees Retirement System (SERS) of Ohio	68 - 69
State Teachers Retirement System (STRS) of Ohio	70 - 71
Schedule of District Pension Contributions:	
School Employees Retirement System (SERS) of Ohio	72 - 73
State Teachers Retirement System (STRS) of Ohio	74 - 75
Schedule of the District’s Proportionate Share of the Net OPEB Liability/Asset:	
School Employees Retirement System (SERS) of Ohio	76
State Teachers Retirement System (STRS) of Ohio	77
Schedule of District OPEB Contributions:	
School Employees Retirement System (SERS) of Ohio	78 - 79
State Teachers Retirement System (STRS) of Ohio	80 - 81
Notes to the Required Supplementary Information	82 - 83
Supplementary Information:	
Schedule of Expenditures of Federal Awards.....	84
Independent Auditor’s Report on Internal Control Over Financial Reporting and on Compliance and Other Matters Required by <i>Government Auditing Standards</i>	85 - 86
Independent Auditor’s Report on Compliance with Requirements Applicable to the Major Federal Program and on Internal Control Over Compliance Required by the Uniform Guidance	87 - 88
Schedule of Findings 2 <i>CFR</i> § 200.515	89

This page intentionally left blank.



Julian & Grube, Inc.

Serving Ohio Local Governments

333 County Line Rd. West, Westerville, OH 43082 Phone: 614.846.1899 Fax: 614.846.2799

Independent Auditor's Report

Nelsonville-York City School District
Athens County
2 Buckeye Drive
Nelsonville, Ohio 45764

To the Board of Education:

Report on the Financial Statements

We have audited the accompanying financial statements of the governmental activities, the major fund, and the aggregate remaining fund information of the Nelsonville-York City School District, Athens County, Ohio, as of and for the fiscal year ended June 30, 2019, and the related notes to the financial statements, which collectively comprise the Nelsonville-York City School District's basic financial statements as listed in the table of contents.

Management's Responsibility for the Financial Statements

Management is responsible for preparing and fairly presenting these financial statements in accordance with accounting principles generally accepted in the United States of America; this includes designing, implementing, and maintaining internal control relevant to preparing and fairly presenting financial statements that are free from material misstatement, whether due to fraud or error.

Auditor's Responsibility

Our responsibility is to opine on these financial statements based on our audit. We audited in accordance with auditing standards generally accepted in the United States of America and the financial audit standards in the Comptroller General of the United States' *Government Auditing Standards*. Those standards require us to plan and perform the audit to reasonably assure the financial statements are free from material misstatement.

An audit requires obtaining evidence about financial statement amounts and disclosures. The procedures selected depend on our judgment, including assessing the risks of material financial statement misstatement, whether due to fraud or error. In assessing those risks, we consider internal control relevant to the Nelsonville-York City School District's preparation and fair presentation of the financial statements in order to design audit procedures that are appropriate in the circumstances, but not to the extent needed to opine on the effectiveness of the Nelsonville-York City School District's internal control. Accordingly, we express no such opinion. An audit also includes evaluating the appropriateness of management's accounting policies and the reasonableness of their significant accounting estimates, as well as our evaluation of the overall financial statement presentation.

We believe the audit evidence we obtained is sufficient and appropriate to support our audit opinions.

Opinion

In our opinion, the financial statements referred to above present fairly, in all material respects, the respective financial position of the governmental activities, the major fund, and the aggregate remaining fund information of the Nelsonville-York City School District, Athens County, Ohio, as of June 30, 2019, and the respective changes in financial position thereof and the budgetary comparison for the General fund thereof for the fiscal year then ended in accordance with the accounting principles generally accepted in the United States of America.

Other Matters

Required Supplementary Information

Accounting principles generally accepted in the United States of America require this presentation to include *management's discussion and analysis* and schedules of net pension and other postemployment benefit liabilities/asset and pension and other postemployment benefit contributions listed in the table of contents, to supplement the basic financial statements. Although this information is not part of the basic financial statements, the Governmental Accounting Standards Board considers it essential for placing the basic financial statements in an appropriate operational, economic, or historical context. We applied certain limited procedures to the required supplementary information in accordance with auditing standards generally accepted in the United States of America, consisting of inquiries of management about the methods of preparing the information and comparing the information for consistency with management's responses to our inquiries, to the basic financial statements, and other knowledge we obtained during our audit of the basic financial statements. We do not opine or provide any assurance on the information because the limited procedures do not provide us with sufficient evidence to opine or provide any other assurance.

Supplementary Information

Our audit was conducted to opine on the Nelsonville-York City School District's basic financial statements taken as a whole.

The Schedule of Expenditures of Federal Awards (the "Schedule") presents additional analysis as required by Title 2 U.S. Code of Federal Regulations (CFR) Part 200, Uniform Administrative Requirements, Cost Principles, and Audit Requirements for Federal Awards and is not a required part of the financial statements.

The Schedule is management's responsibility, and derives from and relates directly to the underlying accounting and other records used to prepare the basic financial statements. We subjected this information to the auditing procedures we applied to the basic financial statements. We also applied certain additional procedures, including comparing and reconciling this information directly to the underlying accounting and other records used to prepare the basic financial statements or to the basic financial statements themselves in accordance with auditing standards generally accepted in the United States of America. In our opinion, this information is fairly stated in all material respects in relation to the basic financial statements taken as a whole.

Other Reporting Required by Government Auditing Standards

In accordance with *Government Auditing Standards*, we have also issued our report dated November 27, 2019, on our consideration of the Nelsonville-York City School District's internal control over financial reporting and our tests of its compliance with certain provisions of laws, regulations, contracts and grant agreements and other matters. That report describes the scope of our internal control testing over financial reporting and compliance, and the results of that testing, and does not opine on internal control over financial reporting or on compliance. That report is an integral part of an audit performed in accordance with *Government Auditing Standards* in considering the Nelsonville-York City School District's internal control over financial reporting and compliance.



Julian & Grube, Inc.
November 27, 2019

**NELSONVILLE-YORK CITY SCHOOL DISTRICT
ATHENS COUNTY, OHIO**

**MANAGEMENT'S DISCUSSION AND ANALYSIS
FOR THE FISCAL YEAR ENDED JUNE 30, 2019**

The management's discussion and analysis of the Nelsonville-York City School District's ("the District") financial performance provides an overall review of the District's financial activities for the fiscal year ended June 30, 2019. The intent of this discussion and analysis is to look at the District's financial performance as a whole; readers should also review the basic financial statements and the notes to the basic financial statements to enhance their understanding of the District's financial performance.

Financial Highlights

Key financial highlights for fiscal year 2019 are as follows:

- The District's net position of governmental activities increased \$1,418,831 which represents a 108.87% increase from 2018's net position.
- General revenues accounted for \$13,171,273 in revenue or 78.42% of all revenues. Program specific revenues in the form of charges for services and sales, grants and contributions accounted for \$3,623,631 or 21.58% of total revenues of \$16,794,904.
- The District had \$15,313,509 in expenses related to governmental activities; only \$3,623,631 of these expenses was offset by program specific charges for services, grants or contributions. General revenues supporting governmental activities (primarily taxes and unrestricted grants and entitlements) of \$13,171,273 were adequate to provide for these programs. The District also had an extraordinary item that resulted in a loss of \$62,564.
- The District's major governmental fund is the general fund. The general fund had \$14,922,016 in revenues and other financing sources and \$14,635,091 in expenditures and other financing uses. During fiscal year 2019, the general fund's fund balance increased \$286,925 from \$4,736,249 to \$5,023,174.

Using the Basic Financial Statements

This annual report consists of a series of financial statements and notes to those statements. These statements are organized so the reader can understand the District as a financial whole, an entire operating entity. The statements then proceed to provide an increasingly detailed look at specific financial activities.

The statement of net position and statement of activities provide information about the activities of the whole District, presenting both an aggregate view of the District's finances and a longer-term view of those finances. Fund financial statements provide the next level of detail. For governmental funds, these statements tell how services were financed in the short-term as well as what remains for future spending. The fund financial statements also look at the District's most significant funds with all other nonmajor funds presented in total in one column. In the case of the District, the general fund is the only governmental fund reported as a major fund.

Reporting the District as a Whole

Statement of Net Position and the Statement of Activities

While this document contains the large number of funds used by the District to provide programs and activities, the view of the District as a whole looks at all financial transactions and asks the question, "How did we do financially during 2019?" The statement of net position and the statement of activities answer this question. These statements include all assets, deferred outflows, liabilities, deferred inflows, revenues and expenses using the accrual basis of accounting similar to the accounting used by most private-sector companies. This basis of accounting will take into account all of the current year's revenues and expenses regardless of when cash is received or paid.

**NELSONVILLE-YORK CITY SCHOOL DISTRICT
ATHENS COUNTY, OHIO**

**MANAGEMENT'S DISCUSSION AND ANALYSIS
FOR THE FISCAL YEAR ENDED JUNE 30, 2019**

These two statements report the District's net position and changes in net position. This change in net position is important because it tells the reader that, for the District as a whole, the financial position of the District has improved or diminished. The causes of this change may be the result of many factors, some financial, some not. Non-financial factors include the District's property tax base, current property tax laws in Ohio restricting revenue growth, facility conditions, required educational programs and other factors.

In the statement of net position and the statement of activities, the governmental activities include the District's programs and services, including instruction, support services, operation and maintenance of plant, pupil transportation, extracurricular activities, and food service operations. The District's statement of net position and statement of activities can be found on pages 15-16 of this report.

Reporting the District's Most Significant Funds

Fund Financial Statements

The analysis of the District's major governmental funds begins on page 11. Fund financial reports provide detailed information about the District's major funds. The District uses many funds to account for a multitude of financial transactions. However, these fund financial statements focus on the District's most significant funds. The District's major governmental fund is the general fund.

Governmental Funds

Most of the District's activities are reported in governmental funds, which focus on how money flows into and out of those funds and the balances left at year-end available for spending in future periods. These funds are reported using an accounting method called modified accrual accounting, which measures cash and all other financial assets that can readily be converted to cash. The governmental fund financial statements provide a detailed short-term view of the District's general government operations and the basic services it provides. Governmental fund information helps you determine whether there are more or fewer financial resources that can be spent in the near future to finance educational programs. The relationship (or differences) between governmental activities (reported in the statement of net position and the statement of activities) and governmental funds is reconciled in the basic financial statements. The basic governmental fund financial statements can be found on pages 17-21 of this report.

Reporting the District's Fiduciary Responsibilities

The District's fiduciary funds consist of a private purpose trust fund and an agency fund. These activities are excluded from the District's other financial statements because the District cannot use these assets to finance its operations. Private purpose trust funds are held in a trustee capacity for individuals, private organizations, or other governments. Agency funds are custodial in nature (assets equal liabilities) and do not involve measurement of results of operations. Fiduciary funds use the accrual basis of accounting. The fiduciary fund financial statements can be found on pages 22-23 of this report.

Notes to the Basic Financial Statements

The notes provide additional information that is essential to a full understanding of the data provided in the government-wide and fund financial statements. These notes to the basic financial statements can be found on pages 25-65 of this report.

Required Supplementary Information

In addition to the basic financial statements and accompanying notes, this report also presents certain required supplementary information concerning the District's net pension liability and net OPEB liability/asset. The required supplementary information can be found on pages 68-83 of this report.

**NELSONVILLE-YORK CITY SCHOOL DISTRICT
ATHENS COUNTY, OHIO**

MANAGEMENT'S DISCUSSION AND ANALYSIS
FOR THE FISCAL YEAR ENDED JUNE 30, 2019

The District as a Whole

The statement of net position provides the perspective of the District as a whole. The table below provides a summary of the District's net position for June 30, 2019 and June 30, 2018.

	Net Position	
	Governmental Activities 2019	Governmental Activities 2018
	<u>2019</u>	<u>2018</u>
<u>Assets</u>		
Current and other assets	\$ 10,223,293	\$ 10,195,556
Net OPEB asset	837,823	-
Capital assets, net	<u>14,959,814</u>	<u>15,302,087</u>
Total assets	<u>26,020,930</u>	<u>25,497,643</u>
<u>Deferred outflows of resources</u>		
Unamortized deferred charges on debt refunding	85,574	98,789
Pensions	4,135,954	5,103,454
OPEB	<u>251,167</u>	<u>175,440</u>
Total deferred outflows of resources	<u>4,472,695</u>	<u>5,377,683</u>
<u>Liabilities</u>		
Current liabilities	1,568,586	1,745,229
Long-term liabilities:		
Due within one year	437,073	626,182
Due in more than one year:		
Net pension liability	15,062,816	15,982,175
Net OPEB liability	1,767,327	3,658,273
Other amounts	<u>4,349,283</u>	<u>4,370,302</u>
Total liabilities	<u>23,185,085</u>	<u>26,382,161</u>
<u>Deferred inflows of resources</u>		
Property taxes levied for next fiscal year	2,085,709	2,024,665
Pensions	999,549	679,548
OPEB	<u>1,501,216</u>	<u>485,717</u>
Total deferred inflows of resources	<u>4,586,474</u>	<u>3,189,930</u>
<u>Net position</u>		
Net investment in capital assets	11,148,055	10,983,615
Restricted	910,567	1,316,867
Unrestricted (deficit)	<u>(9,336,556)</u>	<u>(10,997,247)</u>
Total net position	<u>\$ 2,722,066</u>	<u>\$ 1,303,235</u>

The net pension liability is reported pursuant to Governmental Accounting Standards Board (GASB) Statement 68, "Accounting and Financial Reporting for Pensions—an Amendment of GASB Statement 27." The net other postemployment benefits (OPEB) liability/asset is reported pursuant to GASB Statement 75, "Accounting and Financial Reporting for Postemployment Benefits Other Than Pensions." For reasons discussed below, many end users of this financial statement will gain a clearer understanding of the District's actual financial condition by adding deferred inflows related to pension and OPEB, the net pension liability, and the net OPEB liability to the reported net position and subtracting deferred outflows related to pension and OPEB and the net OPEB asset.

**NELSONVILLE-YORK CITY SCHOOL DISTRICT
ATHENS COUNTY, OHIO**

**MANAGEMENT'S DISCUSSION AND ANALYSIS
FOR THE FISCAL YEAR ENDED JUNE 30, 2019**

GASB standards are national and apply to all government financial reports prepared in accordance with generally accepted accounting principles. Prior accounting for pensions (GASB 27) and postemployment benefits (GASB 45) focused on a funding approach. This approach limited pension and OPEB costs to contributions annually required by law, which may or may not be sufficient to fully fund each plan's *net pension liability* or *net OPEB liability*. GASB 68 and GASB 75 take an earnings approach to pension and OPEB accounting; however, the nature of Ohio's statewide pension/OPEB plans and state law governing those systems requires additional explanation in order to properly understand the information presented in these statements.

GASB 68 and GASB 75 require the net pension liability and the net OPEB liability to equal the District's proportionate share of each plan's collective:

Present value of estimated future pension/OPEB benefits attributable to active and inactive employees' past service.
Minus plan assets available to pay these benefits.

GASB notes that pension and OPEB obligations, whether funded or unfunded, are part of the "employment exchange" – that is, the employee is trading his or her labor in exchange for wages, benefits, and the promise of a future pension and other postemployment benefits. GASB noted that the unfunded portion of this promise is a present obligation of the government, part of a bargained-for benefit to the employee, and should accordingly be reported by the government as a liability since they received the benefit of the exchange. However, the District is not responsible for certain key factors affecting the balance of these liabilities. In Ohio, the employee shares the obligation of funding pension benefits with the employer. Both employer and employee contribution rates are capped by State statute. A change in these caps requires action of both Houses of the General Assembly and approval of the Governor. Benefit provisions are also determined by State statute. The Ohio Revised Code permits, but does not require, the retirement systems to provide healthcare to eligible benefit recipients. The retirement systems may allocate a portion of the employer contributions to provide for these OPEB benefits.

The employee enters the employment exchange with the knowledge that the employer's promise is limited not by contract but by law. The employer enters the exchange also knowing that there is a specific, legal limit to its contribution to the retirement system. In Ohio, there is no legal means to enforce the unfunded liability of the pension/OPEB plan as against the public employer. State law operates to mitigate/lessen the moral obligation of the public employer to the employee, because all parties enter the employment exchange with notice as to the law. The retirement system is responsible for the administration of the pension and OPEB plans.

Most long-term liabilities have set repayment schedules or, in the case of compensated absences (i.e. sick and vacation leave), are satisfied through paid time-off or termination payments. There is no repayment schedule for the net pension liability or the net OPEB liability. As explained above, changes in benefits, contribution rates, and return on investments affect the balance of these liabilities but are outside the control of the local government. In the event that contributions, investment returns, and other changes are insufficient to keep up with required payments, State statute does not assign/identify the responsible party for the unfunded portion. Due to the unique nature of how the net pension liability and the net OPEB liability are satisfied, these liabilities are separately identified within the long-term liability section of the statement of net position.

In accordance with GASB 68 and GASB 75, the District's statements prepared on an accrual basis of accounting include an annual pension expense and an annual OPEB expense for their proportionate share of each plan's change in net pension liability and net OPEB liability, respectively, not accounted for as deferred inflows/outflows.

Over time, net position can serve as a useful indicator of a government's financial position. At June 30, 2019, the District's assets and deferred outflows of resources exceeded liabilities and deferred inflows of resources by \$2,722,066.

Deferred outflows related to pension decreased primarily due to changes in assumptions by the State Teachers Retirement System (STRS). See Note 13 for more detail.

Total assets include a net OPEB asset reported by STRS. See Note 14 for more detail. STRS did not report a net pension asset in the prior year.

**NELSONVILLE-YORK CITY SCHOOL DISTRICT
ATHENS COUNTY, OHIO**

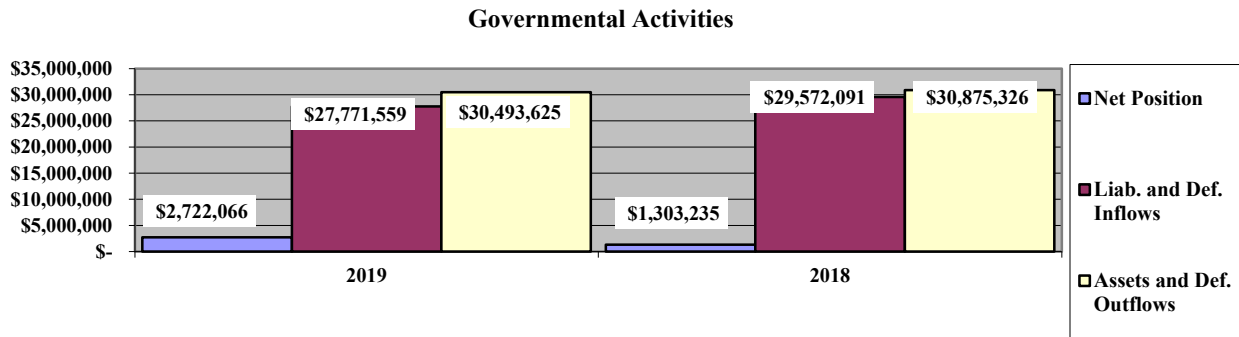
**MANAGEMENT'S DISCUSSION AND ANALYSIS
FOR THE FISCAL YEAR ENDED JUNE 30, 2019**

At year-end, capital assets represented 57.49% of total assets. Capital assets include land, construction in progress, land improvements, buildings and improvements, furniture, fixtures and equipment and vehicles. The District's net investment in capital assets at June 30, 2019, was \$11,148,055. These capital assets are used to provide services to the students and are not available for future spending. Although the District's investment in capital assets is reported net of related debt, it should be noted that the resources to repay the debt must be provided from other sources, since capital assets may not be used to liquidate these liabilities.

Long-term liabilities decreased primarily due to a decrease in the net pension liability and net OPEB liability. These liabilities are outside of the control of the District. The District contributes its statutorily required contributions to the pension systems; however, it's the pension systems that collect, hold and distribute pensions and OPEB to District employees, not the District.

A portion of the District's net position, \$910,567, represents resources that are subject to external restriction on how they may be used. The remaining balance of unrestricted net position was a deficit of \$9,336,556. The deficit balance in unrestricted net position was the result of reporting the net pension liability required by GASB 68.

The graph below illustrates the District's governmental activities assets plus deferred outflows, liabilities plus deferred inflows and net position at June 30, 2019 and 2018.



The table below shows the changes in net position for governmental activities between fiscal years 2019 and 2018.

	Change in Net Position	
	Governmental	Governmental
	Activities	Activities
	<u>2019</u>	<u>2018</u>
<u>Revenues</u>		
Program revenues:		
Charges for services and sales	\$ 933,643	\$ 1,006,917
Operating grants and contributions	2,689,988	2,552,163
General revenues:		
Property taxes	2,829,183	2,676,937
Grants and entitlements	10,123,005	9,971,879
Investment earnings	189,300	96,664
Other	<u>29,785</u>	<u>82,140</u>
Total revenues	<u>16,794,904</u>	<u>16,386,700</u>

- Continued

**NELSONVILLE-YORK CITY SCHOOL DISTRICT
ATHENS COUNTY, OHIO**

**MANAGEMENT'S DISCUSSION AND ANALYSIS
FOR THE FISCAL YEAR ENDED JUNE 30, 2019**

	Change in Net Position (Continued)	
	Governmental	Governmental
	Activities	Activities
	<u>2019</u>	<u>2018</u>
<u>Expenses</u>		
Program expenses:		
Instruction:		
Regular	\$ 6,869,820	\$ 3,875,275
Special	2,013,370	1,432,246
Vocational	289,013	168,503
Adult education	-	4,142
Other	38,955	10,289
Support services:		
Pupil	561,819	324,932
Instructional staff	459,672	250,814
Board of education	52,443	63,170
Administration	1,071,479	599,968
Fiscal	405,251	264,614
Operations and maintenance	1,101,497	983,874
Pupil transportation	907,466	641,260
Operation of non-instructional services:		
Food service operations	739,806	562,190
Other non-instructional services	14,262	3,059
Extracurricular activities	349,211	192,790
Interest and fiscal charges	127,544	185,379
Depreciation - unallocated	<u>311,901</u>	<u>289,643</u>
Total expenses	<u>15,313,509</u>	<u>9,852,148</u>
Extraordinary item	<u>(62,564)</u>	<u>-</u>
Change in net position	1,418,831	6,534,552
Net position (deficit) at beginning of year	<u>1,303,235</u>	<u>(5,231,317)</u>
Net position at end of year	<u>\$ 2,722,066</u>	<u>\$ 1,303,235</u>

Governmental Activities

Net position of the District's governmental activities increased \$1,418,831. Total governmental expenses of \$15,313,509 were offset by program revenues of \$3,623,631 and general revenues of \$13,171,273. Program revenues supported 23.66% of the total governmental expenses.

The primary sources of revenue for governmental activities are derived from property taxes, and unrestricted grants and entitlements. These revenue sources represent 77.12% of total governmental revenue.

The District's revenue increased by \$408,204 in fiscal year 2019. This was due to increased operating grants as well as grants and entitlements not restricted to specific programs.

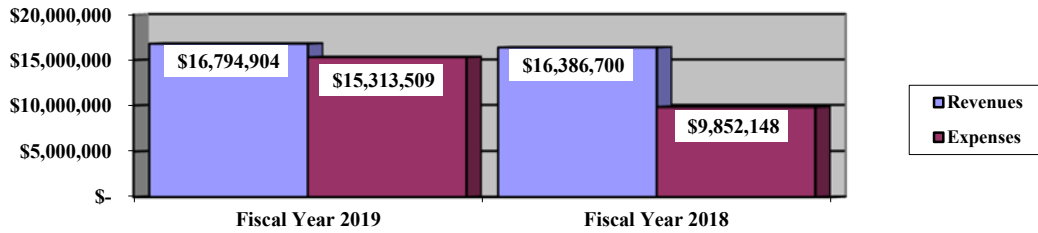
Overall, expenses of the governmental activities increased \$5,461,361 or 55.43%. This increase is primarily the result of the STRS indefinitely suspending the Cost of Living Adjustment ("COLA") and the School Employee Retirement System (SERS) lowering the COLA from 3.00% to 2.50% in fiscal year 2018. These benefit changes caused a decrease to the net pension liability reported at June 30, 2018 and the subsequent expenses reported for fiscal year 2018 when compared to fiscal year 2017.

**NELSONVILLE-YORK CITY SCHOOL DISTRICT
ATHENS COUNTY, OHIO**

**MANAGEMENT'S DISCUSSION AND ANALYSIS
FOR THE FISCAL YEAR ENDED JUNE 30, 2019**

On an accrual basis, the District reported \$1,564,148 and (\$4,788,352) in pension expense for fiscal year 2019 and 2018, respectively. In addition, the District reported (\$1,743,677) and (\$551,339) in OPEB expense for fiscal year 2019 and 2018, respectively. The increase in both the net pension expense and the OPEB expense from fiscal year 2018 to fiscal year 2019 was \$5,160,162. This increase is primarily the result of the benefit changes by the retirement systems. Fluctuations in the pension and OPEB expense makes it difficult to compare financial information between years. Pension and OPEB expense are components of program expenses reported on the statement of activities. The District's total expenses for fiscal year 2019 are comparable to total fiscal year 2017 expenses.

Governmental Activities - Revenues and Expenses



THIS SPACE IS INTENTIONALLY LEFT BLANK

**NELSONVILLE-YORK CITY SCHOOL DISTRICT
ATHENS COUNTY, OHIO**

**MANAGEMENT'S DISCUSSION AND ANALYSIS
FOR THE FISCAL YEAR ENDED JUNE 30, 2019**

The statement of activities shows the cost of program services and the charges for services and grants offsetting those services. The following table shows, for governmental activities, the total cost of services and the net cost of services. That is, it identifies the cost of these services supported by tax revenue and unrestricted State grants and entitlements.

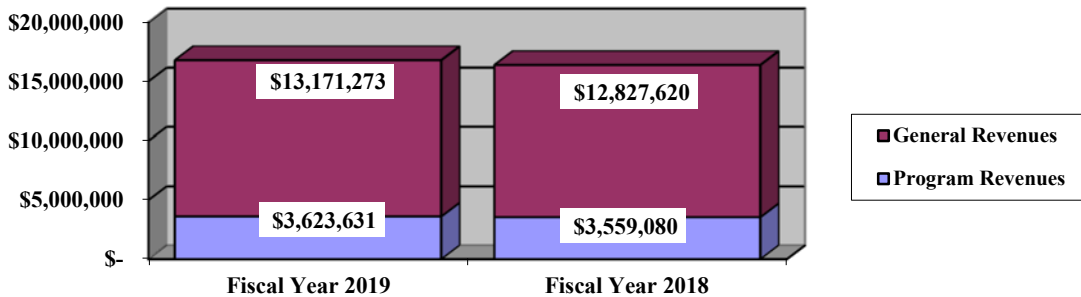
Governmental Activities

	Total Cost of Services <u>2019</u>	Net Cost of Services <u>2019</u>	Total Cost of Services <u>2018</u>	Net Cost of Services <u>2018</u>
Program expenses				
Instruction:				
Regular	\$ 6,869,820	\$ 5,583,254	\$ 3,875,275	\$ 2,743,035
Special	2,013,370	550,260	1,432,246	(49,717)
Vocational	289,013	202,928	168,503	82,418
Adult education	-	-	4,142	4,142
Other	38,955	38,955	10,289	10,289
Support services:				
Pupil	561,819	561,819	324,932	320,558
Instructional staff	459,672	390,501	250,814	199,172
Board of education	52,443	52,443	63,170	63,170
Administration	1,071,479	994,594	599,968	510,876
Fiscal	405,251	405,251	264,614	264,614
Operations and maintenance	1,101,497	1,095,773	983,874	975,381
Pupil transportation	907,466	884,223	641,260	617,869
Operation of non-instructional services:				
Food service operations	739,806	220,798	562,190	(17,046)
Other non-instructional services	14,262	14,262	3,059	3,059
Extracurricular activities	349,211	255,372	192,790	90,226
Interest and fiscal charges	127,544	127,544	185,379	185,379
Depreciation - unallocated	311,901	311,901	289,643	289,643
Total expenses	<u>\$ 15,313,509</u>	<u>\$ 11,689,878</u>	<u>\$ 9,852,148</u>	<u>\$ 6,293,068</u>

The dependence upon tax and other general revenues for governmental activities is apparent as 69.21% of instructional activities are supported through taxes and other general revenues. For all governmental activities, general revenue support is 76.34%. The District's taxpayers and unrestricted grants and entitlements from the State are by far the primary support for District's students.

The graph below presents the District's governmental activities revenue for fiscal years 2019 and 2018.

Governmental Activities - General and Program Revenues



**NELSONVILLE-YORK CITY SCHOOL DISTRICT
ATHENS COUNTY, OHIO**

MANAGEMENT'S DISCUSSION AND ANALYSIS
FOR THE FISCAL YEAR ENDED JUNE 30, 2019

The District's Funds

The District's governmental funds reported a combined fund balance of \$5,781,094, which is less than last year's total of \$5,831,136. The schedule below indicates the fund balance and the total change in fund balance as of June 30, 2019 and 2018.

	<u>Fund Balance</u> <u>June 30, 2019</u>	<u>Fund Balance</u> <u>June 30, 2018</u>	<u>Change</u>
Major funds:			
General	\$ 5,023,174	\$ 4,736,249	\$ 286,925
Other governmental	<u>757,920</u>	<u>1,094,887</u>	<u>(336,967)</u>
Total	<u>\$ 5,781,094</u>	<u>\$ 5,831,136</u>	<u>\$ (50,042)</u>
General Fund			

The District's general fund's fund balance increased \$286,925.

The table that follows assists in illustrating the financial activities and fund balance of the general fund.

	<u>2019</u> <u>Amount</u>	<u>2018</u> <u>Amount</u>	<u>Percentage</u> <u>Change</u>
<u>Revenues</u>			
Taxes	\$ 2,480,841	\$ 2,298,615	7.93 %
Tuition	820,279	761,470	7.72 %
Earnings on investments	188,470	95,521	97.31 %
Intergovernmental	11,153,285	10,902,557	2.30 %
Other revenues	<u>32,663</u>	<u>85,276</u>	(61.70) %
Total	<u>\$ 14,675,538</u>	<u>\$ 14,143,439</u>	3.76 %
<u>Expenditures</u>			
Instruction	\$ 8,848,382	\$ 8,403,649	5.29 %
Support services	4,845,967	4,851,847	(0.12) %
Operation of non-instructional services	14,262	3,059	366.23 %
Extracurricular activities	288,628	238,351	21.09 %
Facilities acquisition and construction	324,887	398,409	(18.45) %
Debt service	<u>82,965</u>	<u>61,893</u>	34.05 %
Total	<u>\$ 14,405,091</u>	<u>\$ 13,957,208</u>	3.21 %

Earnings on investments increased \$92,949 or 97.31% due to greater investment activity in STAR Ohio and government money market investments during fiscal year 2019. Tax revenue increased by \$182,226 due to greater property taxes being collected during fiscal year 2019. Intergovernmental revenue increased by 2.30% due to greater intergovernmental state revenue during fiscal year 2019. All other revenues remained consistent with the prior year. Total revenue increased 3.76% from fiscal year 2018.

Expenditures increased 3.21% from fiscal year 2018. This was primarily due to instruction expenditures increasing by \$444,733 or 5.29%. The increase in instruction expenditures can be credited to the \$547,195 increase in regular instruction activity during fiscal year 2019. All other expenditures remained consistent with the prior year.

**NELSONVILLE-YORK CITY SCHOOL DISTRICT
ATHENS COUNTY, OHIO**

MANAGEMENT'S DISCUSSION AND ANALYSIS
FOR THE FISCAL YEAR ENDED JUNE 30, 2019

General Fund Budgeting Highlights

The District's budget is prepared according to Ohio law and is based on accounting for certain transactions on a basis of cash receipts, disbursements and encumbrances. The most significant budgeted fund is the general fund. During the course of fiscal year 2019, the District amended its general fund budget numerous times. For the general fund, original budgeted revenues and other financing sources were \$13,363,000 and final budgeted revenues and other financing sources were increased to \$14,613,929. Actual revenues and other financing sources for fiscal year 2019 was \$14,613,932. This represents a \$3 increase from the final budgeted revenues and other financing sources.

General fund original appropriations (appropriated expenditures plus other financing uses) of \$14,768,086 were increased to \$15,308,401 in the final budget. The actual budget basis expenditures for fiscal year 2019 totaled \$14,977,142, which was \$331,259 less than the final budget appropriations.

Capital Assets and Debt Administration

Capital Assets

At the end of fiscal 2019, the District had \$14,959,814 invested in land, construction in progress, land improvements, buildings and improvements, furniture, fixtures and equipment, and vehicles. This entire amount is reported in governmental activities. The following table shows June 30, 2019 balances compared to June 30, 2018:

Capital Assets at June 30 (Net of Depreciation)		
<u>Governmental Activities</u>		
	<u>2019</u>	<u>2018</u>
Land	\$ 135,512	\$ 135,512
Construction in progress	117,086	-
Land improvements	732,748	775,609
Building and improvements	13,218,971	13,648,221
Furniture, fixtures and equipment	335,461	337,370
Vehicles	<u>420,036</u>	<u>405,375</u>
Total	<u>\$ 14,959,814</u>	<u>\$ 15,302,087</u>

Total additions during fiscal year 2019 were \$767,505. The total depreciation expense for fiscal year 2019 was \$823,694, and the District had \$286,084 in disposals for fiscal year 2019 (net of accumulated depreciation).

See Note 8 to the basic financial statements for additional information on the District's capital assets.

**NELSONVILLE-YORK CITY SCHOOL DISTRICT
ATHENS COUNTY, OHIO**

**MANAGEMENT'S DISCUSSION AND ANALYSIS
FOR THE FISCAL YEAR ENDED JUNE 30, 2019**

Debt Administration

At June 30, 2019, the District had \$3,881,478 in general obligation bonds, leases, and notes payable outstanding. Of this total, \$333,030 is due within one year and \$3,548,448 is due in greater than one year. The following table summarizes the District's long-term debt outstanding.

Outstanding Debt, at Year End

	<u>Governmental Activities 2019</u>	<u>Governmental Activities 2018</u>
General obligation bonds	\$ 3,295,000	\$ 3,710,000
Note Payable	340,000	415,000
Capital lease	<u>246,478</u>	<u>-</u>
Total	<u>\$ 3,881,478</u>	<u>\$ 4,125,000</u>

See Note 10 to the basic financial statements for additional information on the District's debt administration.

Current Financial Related Activities

State Budget:

The District is largely dependent upon state funding (nearly 76% of the District's general fund revenues come from the State). State foundation funding is driven by student enrollment and by comparing the district's property wealth, and income wealth of their residents to that of other districts in the state. The District will be funded for fiscal year 2020 and 2021 based upon fiscal year 2019 numbers.

Local Revenue:

Local taxes are a smaller component of the District's revenues (around 15%). As other areas of the State have seen decreases in their valuations, Nelsonville-York has been steady. The District did not see large increases in property values, while other areas were increasing rapidly, therefore, the District has been impacted less severely over the past several years in this area.

Staffing:

The Board has a contract in place with certified staff that will be in effect until August of 2020. The contract calls for a 2% increase each year through fiscal year 2020. The Board's negotiated agreement with the classified staff expires in August 2020. The classified staff negotiated agreement includes a \$0.40/hour increase each year. The Board has historically extended similar increases to the other employees of the District that were not covered by these agreements.

Health Insurance:

Health insurance is a growing expense for all districts. The District participates in the Athens County School Health Insurance Consortium and has been able to take advantage of increased number of insureds to level out the increases in insurance. In fiscal year 2019 the Consortium had a 0% increase in insurance costs. The consortium had a 4% increase in premiums for fiscal year 2019. The district did negotiate to include the option of a High Deductible Health Care Plan in the teachers' contract and also in the classified negotiated agreement. The District continues to look to other ways to help maintain these costs, whether this be by negotiating increases in co-pays and deductibles, or reducing future salary increases to pay for increased insurance costs.

**NELSONVILLE-YORK CITY SCHOOL DISTRICT
ATHENS COUNTY, OHIO**

**MANAGEMENT'S DISCUSSION AND ANALYSIS
FOR THE FISCAL YEAR ENDED JUNE 30, 2019**

Contacting the District's Financial Management

This financial report is designed to provide our citizens, taxpayers, investors and creditors with a general overview of the District's finances and to show the District's accountability for the money it receives. If you have questions about this report or need additional financial information contact Sandi Hurd, Treasurer, Nelsonville-York City School District, 2 Buckeye Drive, Nelsonville, Ohio 45764.

**NELSONVILLE-YORK CITY SCHOOL DISTRICT
ATHENS COUNTY, OHIO**

STATEMENT OF NET POSITION
JUNE 30, 2019

	Governmental Activities
Assets:	
Equity in pooled cash and investments.	\$ 6,938,918
Receivables:	
Property taxes	2,774,986
Accounts.	223,710
Accrued interest	16,200
Intergovernmental	205,404
Prepayments	55,016
Materials and supplies inventory.	2,279
Inventory held for resale.	6,780
Net OPEB asset	837,823
Capital assets:	
Nondepreciable capital assets	252,598
Depreciable capital assets, net.	14,707,216
Capital assets, net.	14,959,814
Total assets.	26,020,930
Deferred outflows of resources:	
Unamortized deferred charges on debt refunding.	85,574
Pension	4,135,954
OPEB	251,167
Total deferred outflows of resources	4,472,695
Liabilities:	
Accounts payable.	73,263
Accrued wages and benefits payable	1,207,412
Intergovernmental payable	50,703
Pension and postemployment benefits payable	226,491
Accrued interest payable	10,717
Long-term liabilities:	
Due within one year.	437,073
Due in more than one year:	
Net pension liability	15,062,816
Net OPEB liability	1,767,327
Other amounts due in more than one year	4,349,283
Total liabilities	23,185,085
Deferred inflows of resources:	
Property taxes levied for the next fiscal year.	2,085,709
Pension	999,549
OPEB.	1,501,216
Total deferred inflows of resources	4,586,474
Net position:	
Net investment in capital assets	11,148,055
Restricted for:	
Capital projects	23
Classroom facilities maintenance	177,107
Debt service.	578,835
Locally funded programs	59,099
State funded programs.	6,033
Federally funded programs	68,080
Student activities	5,020
Other purposes	16,370
Unrestricted (deficit)	(9,336,556)
Total net position.	\$ 2,722,066

SEE ACCOMPANYING NOTES TO THE BASIC FINANCIAL STATEMENTS

**NELSONVILLE-YORK CITY SCHOOL DISTRICT
ATHENS COUNTY, OHIO**

STATEMENT OF ACTIVITIES
FOR THE FISCAL YEAR ENDED JUNE 30, 2019

	Program Revenues			Net (Expense) Revenue and Changes in Net Position
Expenses	Charges for Services and Sales	Operating Grants and Contributions	Governmental Activities	
Governmental activities:				
Instruction:				
Regular	\$ 6,869,820	\$ 793,707	\$ 492,859	\$ (5,583,254)
Special	2,013,370	46,516	1,416,594	(550,260)
Vocational	289,013	-	86,085	(202,928)
Other	38,955	-	-	(38,955)
Support services:				
Pupil	561,819	-	-	(561,819)
Instructional staff	459,672	-	69,171	(390,501)
Board of education	52,443	-	-	(52,443)
Administration	1,071,479	3,088	73,797	(994,594)
Fiscal	405,251	-	-	(405,251)
Operations and maintenance	1,101,497	-	5,724	(1,095,773)
Pupil transportation	907,466	-	23,243	(884,223)
Operation of non-instructional services:				
Food service operations	739,806	18,851	500,157	(220,798)
Other non-instructional services	14,262	-	-	(14,262)
Extracurricular activities	349,211	71,481	22,358	(255,372)
Interest and fiscal charges	127,544	-	-	(127,544)
Depreciation - unallocated	311,901	-	-	(311,901)
Total governmental activities	<u>\$ 15,313,509</u>	<u>\$ 933,643</u>	<u>\$ 2,689,988</u>	<u>(11,689,878)</u>
General revenues:				
Property taxes levied for:				
General purposes				2,493,160
Debt service				293,593
Classroom facilities maintenance				42,430
Grants and entitlements not restricted				
to specific programs				10,123,005
Investment earnings				189,300
Miscellaneous				29,785
				<u>13,171,273</u>
Total general revenues				<u>13,171,273</u>
Extraordinary item:				
Impairment loss on wind damage, net of insurance recovery				(62,564)
				<u>13,108,709</u>
Total general revenues and extraordinary items				<u>13,108,709</u>
Change in net position				1,418,831
Net position at beginning of year				<u>1,303,235</u>
Net position at end of year				<u>\$ 2,722,066</u>

SEE ACCOMPANYING NOTES TO THE BASIC FINANCIAL STATEMENTS

**NELSONVILLE-YORK CITY SCHOOL DISTRICT
ATHENS COUNTY, OHIO**

BALANCE SHEET
GOVERNMENTAL FUNDS
JUNE 30, 2019

	General	Nonmajor Governmental Funds	Total Governmental Funds
Assets:			
Equity in pooled cash and investments.	\$ 6,129,201	\$ 809,717	\$ 6,938,918
Receivables:			
Property taxes.	2,437,924	337,062	2,774,986
Accounts	223,520	190	223,710
Accrued interest	15,662	538	16,200
Interfund loans.	19,640	-	19,640
Intergovernmental.	33,186	172,218	205,404
Prepayments.	54,722	294	55,016
Materials and supplies inventory.	-	2,279	2,279
Inventory held for resale.	-	6,780	6,780
Total assets	\$ 8,913,855	\$ 1,329,078	\$ 10,242,933
Liabilities:			
Accounts payable	\$ 62,944	\$ 10,319	\$ 73,263
Accrued wages and benefits payable	1,102,899	104,513	1,207,412
Compensated absences payable	18,669	-	18,669
Intergovernmental payable	49,692	1,011	50,703
Pension and postemployment benefits payable	215,083	11,408	226,491
Interfund loans payable	-	19,640	19,640
Total liabilities.	1,449,287	146,891	1,596,178
Deferred inflows of resources:			
Property taxes levied for the next fiscal year.	1,833,618	252,091	2,085,709
Delinquent property tax revenue not available.	359,337	50,051	409,388
Intergovernmental revenue not available.	20,785	122,125	142,910
Accrued interest not available	4,134	-	4,134
Miscellaneous revenue not available.	223,520	-	223,520
Total deferred inflows of resources	2,441,394	424,267	2,865,661
Fund balances:			
Nonspendable:			
Materials and supplies inventory.	-	2,279	2,279
Prepays.	54,722	294	55,016
Restricted:			
Debt service	-	544,070	544,070
Capital improvements	-	23	23
Classroom facilities maintenance	-	171,940	171,940
Special education	-	1,882	1,882
Extracurricular activities	-	5,020	5,020
Other purposes.	-	81,525	81,525
Committed:			
Extracurricular.	18,691	-	18,691
Student and staff support	34,197	-	34,197
Other purposes.	1,000	-	1,000
Facilities acquisition and construction.	81,764	-	81,764
Assigned:			
Student instruction	24,586	-	24,586
Student and staff support.	178,776	-	178,776
Extracurricular activities	9,143	-	9,143
Facilities acquisition and construction	6,667	-	6,667
Subsequent year's appropriations	721,962	-	721,962
Other purposes	481	-	481
Unassigned (deficit).	3,891,185	(49,113)	3,842,072
Total fund balances	5,023,174	757,920	5,781,094
Total liabilities, deferred inflows and fund balances .	\$ 8,913,855	\$ 1,329,078	\$ 10,242,933

SEE ACCOMPANYING NOTES TO THE BASIC FINANCIAL STATEMENTS

**NELSONVILLE-YORK CITY SCHOOL DISTRICT
ATHENS COUNTY, OHIO**

RECONCILIATION OF TOTAL GOVERNMENTAL FUND BALANCES TO
NET POSITION OF GOVERNMENTAL ACTIVITIES
JUNE 30, 2019

Total governmental fund balances		\$	5,781,094
<i>Amounts reported for governmental activities on the statement of net position are different because:</i>			
Capital assets used in governmental activities are not financial resources and therefore are not reported in the funds.			14,959,814
Other long-term assets are not available to pay for current-period expenditures and therefore are deferred inflows in the funds.			
Property taxes receivable	\$	409,388	
Accounts receivable		223,520	
Accrued interest receivable		4,134	
Intergovernmental receivable		142,910	
Total			779,952
Unamortized premiums on bonds issued are not recognized in the funds.			(262,333)
Unamortized amounts on refundings are not recognized in the funds.			85,574
Accrued interest payable is not due and payable in the current period and therefore is not reported in the funds.			(10,717)
The net pension liability and net OPEB liability/asset are not due and payable in the current period; therefore, liability/asset and related deferred inflows/outflows are not reported in governmental funds.			
Deferred outflows - pension		4,135,954	
Deferred inflows - pension		(999,549)	
Net pension liability		(15,062,816)	
Deferred outflows - OPEB		251,167	
Deferred inflows - OPEB		(1,501,216)	
Net OPEB asset		837,823	
Net OPEB liability		(1,767,327)	
Total			(14,105,964)
Long-term liabilities, including notes, leases and bonds payable, are not due and payable in the current period and therefore are not reported in the funds.			
General obligation bonds		(3,295,000)	
Notes payable		(340,000)	
Capital leases		(246,478)	
Compensated absences		(623,876)	
Total			(4,505,354)
Net position of governmental activities		\$	2,722,066

SEE ACCOMPANYING NOTES TO THE BASIC FINANCIAL STATEMENTS

**NELSONVILLE-YORK CITY SCHOOL DISTRICT
ATHENS COUNTY, OHIO**

STATEMENT OF REVENUES, EXPENDITURES AND CHANGES IN FUND BALANCES
GOVERNMENTAL FUNDS
FOR THE FISCAL YEAR ENDED JUNE 30, 2019

	<u>General</u>	<u>Nonmajor Governmental Funds</u>	<u>Total Governmental Funds</u>
Revenues:			
From local sources:			
Property taxes	\$ 2,480,841	\$ 338,716	\$ 2,819,557
Tuition	820,279	20,154	840,433
Earnings on investments	188,470	618	189,088
Charges for services	-	18,851	18,851
Extracurricular	-	71,481	71,481
Other local revenues	32,663	55,163	87,826
Intergovernmental - state	11,153,285	253,782	11,407,067
Intergovernmental - federal	-	1,359,738	1,359,738
Total revenues	<u>14,675,538</u>	<u>2,118,503</u>	<u>16,794,041</u>
Expenditures:			
Current:			
Instruction:			
Regular	6,768,196	411,415	7,179,611
Special	1,709,263	479,209	2,188,472
Vocational	327,149	-	327,149
Other	43,774	-	43,774
Support services:			
Pupil	631,709	-	631,709
Instructional staff	441,247	65,313	506,560
Board of education	53,865	-	53,865
Administration	1,118,191	77,690	1,195,881
Fiscal	425,622	8,916	434,538
Operations and maintenance	1,178,156	98,728	1,276,884
Pupil transportation	997,177	2,557	999,734
Operation of non-instructional services:			
Food service operations	-	758,560	758,560
Other non-instructional services	14,262	-	14,262
Extracurricular activities	288,628	103,644	392,272
Facilities acquisition and construction	324,887	138,863	463,750
Debt service:			
Principal retirement	75,000	415,000	490,000
Interest and fiscal charges	7,965	125,575	133,540
Total expenditures	<u>14,405,091</u>	<u>2,685,470</u>	<u>17,090,561</u>
Excess (deficiency) of revenues over (under) expenditures	<u>270,447</u>	<u>(566,967)</u>	<u>(296,520)</u>
Other financing sources (uses):			
Transfers in	-	230,000	230,000
Transfers (out)	(230,000)	-	(230,000)
Capital lease transaction	246,478	-	246,478
Total other financing sources (uses)	<u>16,478</u>	<u>230,000</u>	<u>246,478</u>
Net change in fund balances	286,925	(336,967)	(50,042)
Fund balances at beginning of year	<u>4,736,249</u>	<u>1,094,887</u>	<u>5,831,136</u>
Fund balances at end of year	<u>\$ 5,023,174</u>	<u>\$ 757,920</u>	<u>\$ 5,781,094</u>

SEE ACCOMPANYING NOTES TO THE BASIC FINANCIAL STATEMENTS

**NELSONVILLE-YORK CITY SCHOOL DISTRICT
ATHENS COUNTY, OHIO**

RECONCILIATION OF THE STATEMENT OF REVENUES, EXPENDITURES
AND CHANGES IN FUND BALANCES OF GOVERNMENTAL FUNDS
TO THE STATEMENT OF ACTIVITIES
FOR THE FISCAL YEAR ENDED JUNE 30, 2019

Net change in fund balances - total governmental funds	\$	(50,042)
<i>Amounts reported for governmental activities in the statement of activities are different because:</i>		
Governmental funds report capital outlays as expenditures. However, in the statement of activities, the cost of those assets is allocated over their estimated useful lives as depreciation expense.		
Capital asset additions	\$ 767,505	
Current year depreciation	<u>(823,694)</u>	
Total		(56,189)
The net effect of various miscellaneous transactions involving capital assets (i.e., sales, disposals, trade-ins, and donations) is to decrease net position.		
		(286,084)
Revenues in the statement of activities that do not provide current financial resources are not reported as revenues in the funds.		
Property taxes	9,626	
Earnings on investments	830	
Insurance recoveries	223,520	
Intergovernmental	<u>(9,593)</u>	
Total		224,383
Repayment of principal is an expenditure in the governmental funds, but the repayment reduces long-term liabilities on the statement of net position.		
G.O. bonds	415,000	
Energy conservation note	<u>75,000</u>	
Total		490,000
Capital lease transactions are recorded as other financing sources in the funds; however, in the statement of activities, they are not reported as other financing sources as they increase liabilities on the statement of net position.		
		(246,478)
In the statement of activities, interest is accrued on outstanding bonds, whereas in governmental funds, an interest expenditure is reported when due. The following items resulted in additional interest being reported in the statement of activities:		
Change in accrued interest payable	746	
Amortization of bond premiums	29,928	
Amortization of deferred charges	<u>(13,215)</u>	
Total		17,459
Contractually required pension contributions are reported as expenditures in governmental funds; however, the statement of activities reports these amounts as deferred outflows.		
		1,196,006
Except for amounts reported as deferred inflows/outflows, changes in the net pension liability are reported as pension expense in the statement of activities.		
		(1,564,148)
Contractually required OPEB contributions are reported as expenditures in governmental funds; however, the statement of activities reports these amounts as deferred outflows.		
		45,320
Except for amounts reported as deferred inflows/outflows, changes in the net OPEB liability/asset are reported as OPEB expense in the statement of activities.		
		1,743,677
Some expenses reported in the statement of activities, such as compensated absences, do not require the use of current financial resources and therefore are not reported as expenditures in governmental funds.		
		<u>(95,073)</u>
Change in net position of governmental activities	\$	<u>1,418,831</u>

SEE ACCOMPANYING NOTES TO THE BASIC FINANCIAL STATEMENTS

**NELSONVILLE-YORK CITY SCHOOL DISTRICT
ATHENS COUNTY, OHIO**

STATEMENT OF REVENUES, EXPENDITURES AND CHANGES IN
FUND BALANCE - BUDGET AND ACTUAL (NON-GAAP BUDGETARY BASIS)
GENERAL FUND
FOR THE FISCAL YEAR ENDED JUNE 30, 2019

	<u>Budgeted Amounts</u>			Variance with Final Budget Positive (Negative)
	<u>Original</u>	<u>Final</u>	<u>Actual</u>	
Revenues:				
From local sources:				
Property taxes	\$ 2,040,764	\$ 2,349,926	\$ 2,349,926	\$ -
Tuition.	651,244	820,279	820,279	-
Earnings on investments	78,529	158,056	158,056	-
Other local revenues	25,009	63,124	63,126	2
Intergovernmental - state	10,557,954	11,153,951	11,153,952	1
Total revenues	<u>13,353,500</u>	<u>14,545,336</u>	<u>14,545,339</u>	<u>3</u>
Expenditures:				
Current:				
Instruction:				
Regular	6,456,766	6,747,260	6,700,104	47,156
Special.	1,821,724	1,738,142	1,708,585	29,557
Vocational.	415,292	357,514	342,444	15,070
Other.	67,236	47,902	43,996	3,906
Support services:				
Pupil.	747,567	691,605	666,517	25,088
Instructional staff	512,818	455,148	446,870	8,278
Board of education	44,313	88,983	81,293	7,690
Administration.	1,341,789	1,186,640	1,163,406	23,234
Fiscal	477,114	447,463	429,600	17,863
Operations and maintenance.	1,379,102	1,410,565	1,303,494	107,071
Pupil transportation	1,077,070	1,068,259	1,053,212	15,047
Other non-instructional services	9,692	16,026	14,900	1,126
Extracurricular activities.	212,740	304,010	288,054	15,956
Facilities acquisition and construction	84,863	416,242	402,062	14,180
Debt service:				
Principal retirement	-	75,002	75,000	2
Interest and fiscal charges.	-	8,000	7,965	35
Total expenditures	<u>14,648,086</u>	<u>15,058,761</u>	<u>14,727,502</u>	<u>331,259</u>
Excess of expenditures over revenues	<u>(1,294,586)</u>	<u>(513,425)</u>	<u>(182,163)</u>	<u>331,262</u>
Other financing sources (uses):				
Refund of prior year's expenditures	7,500	36,365	36,365	-
Transfers (out).	(120,000)	(230,000)	(230,000)	-
Advances (out)	-	(19,640)	(19,640)	-
Sale of assets	2,000	32,228	32,228	-
Total other financing sources (uses)	<u>(110,500)</u>	<u>(181,047)</u>	<u>(181,047)</u>	<u>-</u>
Net change in fund balance	<u>(1,405,086)</u>	<u>(694,472)</u>	<u>(363,210)</u>	<u>331,262</u>
Fund balance at beginning of year	5,979,910	5,979,910	5,979,910	-
Prior year encumbrances appropriated	131,771	131,771	131,771	-
Fund balance at end of year	<u>\$ 4,706,595</u>	<u>\$ 5,417,209</u>	<u>\$ 5,748,471</u>	<u>\$ 331,262</u>

SEE ACCOMPANYING NOTES TO THE BASIC FINANCIAL STATEMENTS

**NELSONVILLE-YORK CITY SCHOOL DISTRICT
ATHENS COUNTY, OHIO**

STATEMENT OF FIDUCIARY NET POSITION
FIDUCIARY FUNDS
JUNE 30, 2019

	Private Purpose Trust	
	Scholarship	Agency
Assets:		
Equity in pooled cash and investments	\$ 241,915	\$ 72,283
Receivables:		
Accrued interest.	457	-
Total assets.	242,372	\$ 72,283
Liabilities:		
Accounts payable.	-	\$ 580
Due to students.	-	71,703
Total liabilities	-	\$ 72,283
Net position:		
Held in trust for scholarships	242,372	
Total net position.	\$ 242,372	

SEE ACCOMPANYING NOTES TO THE BASIC FINANCIAL STATEMENTS

**NELSONVILLE-YORK CITY SCHOOL DISTRICT
ATHENS COUNTY, OHIO**

STATEMENT OF CHANGES IN FIDUCIARY NET POSITION
FIDUCIARY FUND
FOR THE FISCAL YEAR ENDED JUNE 30, 2019

	Private Purpose Trust
	Scholarship
Additions:	
Interest	\$ 1,772
Gifts and contributions	7,929
Total additions	9,701
Deductions:	
Scholarships awarded	12,264
Change in net position	(2,563)
Net position at beginning of year	244,935
Net position at end of year	\$ 242,372

SEE ACCOMPANYING NOTES TO THE BASIC FINANCIAL STATEMENTS

THIS PAGE INTENTIONALLY LEFT BLANK

**NELSONVILLE-YORK CITY SCHOOL DISTRICT
ATHENS COUNTY, OHIO**

**NOTES TO THE BASIC FINANCIAL STATEMENTS
FOR THE FISCAL YEAR ENDED JUNE 30, 2019**

NOTE 1 - DESCRIPTION OF THE SCHOOL DISTRICT

The Nelsonville-York City School District (the "District") is a body politic and corporate established for the purpose of exercising the rights and privileges conveyed to it by the constitution and laws of the State of Ohio. The District is a city district as defined by Section 3311.02 of the Ohio Revised Code. The District is governed by a five-member Board of Education (the "Board") elected by its citizens, which is responsible for the provision of public education to residents of the District.

The District's facilities are staffed by 57 classified employees and 100 certified employees who provide services to 1,186 students and other community members.

NOTE 2 - SUMMARY OF SIGNIFICANT ACCOUNTING POLICIES

The basic financial statements of the District have been prepared in conformity with accounting principles generally accepted in the United States of America (GAAP) as applied to governmental units. The Governmental Accounting Standards Board (GASB) is the accepted standard-setting body for establishing governmental accounting and financial reporting principles. The District's significant accounting policies are described below.

A. Reporting Entity

The reporting entity has been defined in accordance with GASB Statement No. 14, "The Financial Reporting Entity" as amended by GASB Statement No. 39, "Determining Whether Certain Organizations Are Component Units" and GASB Statement No. 61, "The Financial Reporting Entity: Omnibus an Amendment of GASB Statements No. 14 and No. 34". The reporting entity is composed of the primary government and component units. The primary government consists of all funds, departments, boards and agencies that are not legally separate from the District. For the District, this includes general operations, food service, and student related activities of the District.

Component units are legally separate organizations for which the District is financially accountable. The District is financially accountable for an organization if the District appoints a voting majority of the organization's Governing Board and (1) the District is able to significantly influence the programs or services performed or provided by the organization; or (2) the District is legally entitled to or can otherwise access the organization's resources; or (3) the District is legally obligated or has otherwise assumed the responsibility to finance the deficits of, or provide financial support to, the organization; or (4) the District is obligated for the debt of the organization. Component units may also include organizations that are fiscally dependent on the District in that the District approves the budget, the issuance of debt or the levying of taxes. Certain organizations are also included as component units if the nature and significance of the relationship between the primary government and the organization is such that exclusion by the primary government would render the primary government's financial statements incomplete or misleading. Based upon the application of these criteria, the District has no component units. The basic financial statements of the reporting entity include only those of the District (the primary government).

The following entities which perform activities within the District's boundaries for the benefit of its residents are excluded from the accompanying financial statements because the District is not financially accountable for these entities nor are they fiscally dependent on the District.

Parent Teacher Organization
Athens-Meigs Educational Service Center
Booster Club

**NELSONVILLE-YORK CITY SCHOOL DISTRICT
ATHENS COUNTY, OHIO**

NOTES TO THE BASIC FINANCIAL STATEMENTS
FOR THE FISCAL YEAR ENDED JUNE 30, 2019

NOTE 2 - SUMMARY OF SIGNIFICANT ACCOUNTING POLICIES - (Continued)

The following organizations are described due to their relationship to the District:

JOINTLY GOVERNED ORGANIZATIONS

Tri-County Career Center

The Tri-County Career Center (the "Career Center") is a jointly governed organization providing vocational services to its eight member districts, governed by a board of education comprised of eleven members appointed by the participating schools. The board controls the financial activity of the Career Center and reports to the Ohio Department of Education and the Auditor of State of Ohio. The continued existence of the Career Center is not dependent on the District's continued participation and no equity interest exists. During fiscal year 2019, the District made no contributions to the Career Center. Financial information can be obtained from Tri-County Career Center, 15676 State Route 691, Nelsonville, Ohio 45764.

Metropolitan Educational Technology Association (META) Solutions

The District is a participant in META Solutions which is a computer consortium that resulted from the mergers between Tri-Rivers Educational Computer Association (TRECA), Metropolitan Educational Council (MEC), Metropolitan Dayton Educational Cooperative Association (MDECA), Southeastern Ohio Valley Voluntary Education Cooperative (SEOVEC), and South Central Ohio Computer Association (SCOCA). META Solutions develops, implements and supports the technology and instructional needs of schools in a cost-effective manner. META Solutions provides instructional, core, technology and purchasing services for its member districts. The Board of Directors consists of the Superintendents from eleven of the member districts. During fiscal year 2019, the District paid META Solutions \$38,163 for services. Financial information can be obtained from Ashley Widby, who serves as interim Chief Financial Officer, 100 Executive Drive, Marion, Ohio 43302.

Athens County School Employees Health and Welfare Benefit Association

The District is a participant in a consortium of seven districts to operate the Athens County School Employees Health and Welfare Benefit Association (the "Association"). The Association was created to provide health care and dental benefits for the employees and eligible dependents of employees of participating districts. The Association has contracted with Anthem Insurance Company to be the health care provider for medical benefits as well as to provide aggregate and specific stop loss insurance coverage, and Coresource to provide administration for its dental benefits. The Association is governed by a board of directors consisting of one representative from each of the participating districts. Financial information for the Association can be obtained from the administrators at Combs & Associates, P.O. Box 98, Dola, Ohio 45835.

GROUP PURCHASING POOL

Ohio School Boards Association Workers' Compensation Group Rating Plan

The District participates in a group rating plan for worker's compensation benefits as established under Section 4123.29 of the Ohio Revised Code. The Ohio School Boards Association Workers' Compensation Group Rating Plan (the "Plan") was established through the Ohio School Boards Association (OSBA) as a group purchasing pool.

The Plan's business and affairs are conducted by a three member Board of Directors consisting of the President, the President-Elect and the Immediate Past President of the OSBA. The Executive Director of the OSBA, or his designee, serves as coordinator of the program. Each year, the participating school districts pay an enrollment fee to the Plan to cover the costs of administering the program.

**NELSONVILLE-YORK CITY SCHOOL DISTRICT
ATHENS COUNTY, OHIO**

NOTES TO THE BASIC FINANCIAL STATEMENTS
FOR THE FISCAL YEAR ENDED JUNE 30, 2019

NOTE 2 - SUMMARY OF SIGNIFICANT ACCOUNTING POLICIES - (Continued)

B. Fund Accounting

The District uses funds to maintain its financial records during the year. A fund is defined as a fiscal and accounting entity with a self balancing set of accounts. There are three categories of funds: governmental, proprietary and fiduciary.

GOVERNMENTAL FUNDS

Governmental funds are those through which most governmental functions typically are financed. Governmental fund reporting focuses on the sources, uses and balances of current financial resources. Expendable assets are assigned to the various governmental funds according to the purposes for which they may or must be used. Current liabilities are assigned to the fund from which they will be paid. The difference between governmental fund assets and deferred outflows and liabilities and deferred inflows is reported as fund balance. The following is the District's major governmental fund:

General fund - The general fund is used to account for and report all financial resources not accounted for and reported in another fund. The general fund balance is available for any purpose provided it is expended or transferred according to the general laws of Ohio.

Other governmental funds of the District are used to account for (a) financial resources that are restricted, committed, or assigned to expenditures for capital outlays including the acquisition or construction of capital facilities and other capital assets, (b) specific revenue sources that are restricted or committed to an expenditure for specified purposes other than debt service or capital projects, and (c) financial resources that are restricted, committed, or assigned to expenditures for principal and interest.

PROPRIETARY FUNDS

Proprietary funds are used to account for the District's ongoing activities which are similar to those often found in the private sector. The District has no proprietary funds.

FIDUCIARY FUNDS

Fiduciary fund reporting focuses on net position and changes in net position. The fiduciary fund category is split into four classifications: pension trust funds, investment trust funds, private-purpose trust funds and agency funds. Trust funds are used to account for assets held by the District under a trust agreement for individuals, private organizations, or other governments and are therefore not available to support the District's own programs. Agency funds are custodial in nature (assets equal liabilities) and do not involve measurement of results of operations. The District's fiduciary funds are a private purpose trust fund held for scholarships and an agency fund which is used to account for student activities.

C. Basis of Presentation and Measurement Focus

Government-Wide Financial Statements - The statement of net position and the statement of activities display information about the District as a whole. These statements include the financial activities of the primary government, except for fiduciary funds.

**NELSONVILLE-YORK CITY SCHOOL DISTRICT
ATHENS COUNTY, OHIO**

**NOTES TO THE BASIC FINANCIAL STATEMENTS
FOR THE FISCAL YEAR ENDED JUNE 30, 2019**

NOTE 2 - SUMMARY OF SIGNIFICANT ACCOUNTING POLICIES - (Continued)

The government-wide statement of activities presents a comparison between direct expenses and program revenues for each function or program of the governmental activities of the District. Direct expenses are those that are specifically associated with a service, program or department and therefore clearly identifiable to a particular function. Program revenues include amounts paid by the recipient of goods or services offered by the program and grants and contributions that are restricted to meeting the operational or capital requirements of a particular program. Revenues not classified as program revenues are presented as general revenues of the District.

The government-wide financial statements are prepared using the economic resources measurement focus. All assets and deferred outflows and all liabilities and deferred inflows associated with the operation of the District are included on the statement of net position.

Fund Financial Statements - Fund financial statements report detailed information about the District. The focus of governmental fund financial statements is on major funds rather than reporting funds by type. Each major fund is presented in a separate column, and all nonmajor funds are aggregated into one column. Fiduciary funds are reported by fund type.

All governmental funds are accounted for using a flow of current financial resources measurement focus. With this measurement focus, current assets and deferred outflows of resources and current liabilities and deferred inflows of resources generally are included on the balance sheet. The statement of revenues, expenditures and changes in fund balances reports on the sources (i.e., revenues and other financing sources) and uses (i.e., expenditures and other financing uses) of current financial resources. This approach differs from the manner in which the governmental activities of the government-wide financial statements are prepared. Governmental fund financial statements therefore include a reconciliation with brief explanations to better identify the relationship between the government-wide statements and the statements for governmental funds.

The private purpose trust fund is reported using the economic resources measurement focus. Agency funds do not report a measurement focus as they do not report operations.

D. Basis of Accounting

Basis of accounting determines when transactions are recorded in the financial records and reported on the financial statements. Government-wide financial statements are prepared using the accrual basis of accounting. Governmental funds use the modified accrual basis of accounting. Fiduciary funds also use the accrual basis of accounting.

Revenues - Exchange and Non-exchange Transactions - Revenue resulting from exchange transactions, in which each party gives and receives essentially equal value, is recorded on the accrual basis when the exchange takes place. On a modified accrual basis, revenue is recorded in the fiscal year in which the resources are measurable and become available. Available means that the resources will be collected within the current fiscal year or are expected to be collected soon enough thereafter to be used to pay liabilities of the current fiscal year. For the District, available means expected to be received within sixty days of fiscal year end.

Nonexchange transactions, in which the District receives value without directly giving equal value in return, include property taxes, grants, entitlements and donations. On an accrual basis, revenue from property taxes is recognized in the fiscal year for which the taxes are levied (See Note 6).

**NELSONVILLE-YORK CITY SCHOOL DISTRICT
ATHENS COUNTY, OHIO**

NOTES TO THE BASIC FINANCIAL STATEMENTS
FOR THE FISCAL YEAR ENDED JUNE 30, 2019

NOTE 2 - SUMMARY OF SIGNIFICANT ACCOUNTING POLICIES - (Continued)

Revenue from grants, entitlements and donations is recognized in the fiscal year in which all eligibility requirements have been satisfied. Eligibility requirements include timing requirements, which specify the year when the resources are required to be used or the fiscal year when use is first permitted, matching requirements, in which the District must provide local resources to be used for a specified purpose, and expenditure requirements, in which the resources are provided to the District on a reimbursement basis. On a modified accrual basis, revenue from nonexchange transactions must also be available before it can be recognized.

Under the modified accrual basis, the following revenue sources are considered to be both measurable and available at fiscal year end: property taxes available as an advance, interest, tuition, transportation fees, grants, student fees and rentals.

Deferred Outflows of Resources and Deferred Inflows of Resources - In addition to assets, the government-wide statement of net position will report a separate section for deferred outflows of resources. Deferred outflows of resources, represents a consumption of net position that applies to a future period and will not be recognized as an outflow of resources (expense/expenditure) until then. For the District, see Note 13 and 14 for deferred outflows of resources related to the District's net pension liability and net OPEB liability/asset, respectively. In addition, deferred outflows of resources include a deferred charge on debt refunding. A deferred charge on refunding results from the difference in the carrying value of refunded debt and its reacquisition price. This amount is deferred and amortized over the shorter of the life of the refunded or refunding debt.

In addition to liabilities, both the government-wide statement of net position and the governmental fund financial statements report a separate section for deferred inflows of resources. Deferred inflows of resources represent an acquisition of net position that applies to a future period and will not be recognized as an inflow of resources (revenue) until that time. For the District, deferred inflows of resources include property taxes and unavailable revenue. Property taxes represent amounts for which there is an enforceable legal claim as of June 30, 2019, but which were levied to finance fiscal year 2020 operations. These amounts have been recorded as a deferred inflow of resources on both the government-wide statement of net position and the governmental fund financial statements. Unavailable revenue is reported only on the governmental funds balance sheet, and represents receivables which will not be collected within the available period. For the District unavailable revenue includes, but is not limited to, delinquent property taxes and intergovernmental grants. These amounts are deferred and recognized as an inflow of resources in the period the amounts become available.

For the District, see Note 13 and 14 for deferred inflows of resources related to the District's net pension liability and net OPEB liability/asset, respectively. This deferred inflow of resources is only reported on the government-wide statement of net position.

Expenses/Expenditures - On the accrual basis of accounting, expenses are recognized at the time they are incurred. The entitlement value of donated commodities received during the year is reported in the statement of revenues, expenditures and changes in fund balances as an expenditure with a like amount reported as intergovernmental revenue. Unused donated commodities are reported as intergovernmental revenue.

The measurement focus of governmental fund accounting is on decreases in net financial resources (expenditures) rather than expenses. Expenditures are generally recognized in the accounting period in which the related fund liability is incurred, if measurable. Allocations of cost, such as depreciation and amortization, are not recognized in governmental funds.

**NELSONVILLE-YORK CITY SCHOOL DISTRICT
ATHENS COUNTY, OHIO**

**NOTES TO THE BASIC FINANCIAL STATEMENTS
FOR THE FISCAL YEAR ENDED JUNE 30, 2019**

NOTE 2 - SUMMARY OF SIGNIFICANT ACCOUNTING POLICIES - (Continued)

E. Budgets

All funds, other than the agency fund, are legally required to be budgeted and appropriated. The major documents prepared are the tax budget, the certificate of estimated resources and the appropriations resolution, all of which are prepared on the budgetary basis of accounting. The tax budget demonstrates a need for existing or increased tax rates. The certificate of estimated resources establishes a limit on the amount of the Board of Education may appropriate. The appropriations resolution is the Board's authorization to spend resources and sets annual limits on expenditures plus encumbrances at the level of control selected by the Board. The legal level of control has been established by the Board of Education at the object level within each function for the general fund and the fund level for all other funds. Any budgetary modifications at this level may only be made by resolution of the Board of Education.

The certificate of estimated resources may be amended during the year if projected increases or decreases in revenue are identified by the District Treasurer. The amounts reported as original budgeted amounts reflect amounts on the certificate of estimated resources in effect when the permanent appropriations were passed. The amounts reported as the final budgeted amounts on the budgetary statements reflect the amounts on the final amended certificate of estimated resources issued during fiscal year 2019.

The appropriation resolution is subject to amendment throughout the year with the restriction that appropriations cannot exceed estimated resources. The amounts reported as the original budgeted amounts reflect the first appropriation resolution for that fund that covered the entire year, including amounts automatically carried forward from prior years. The amounts reported as the final budgeted amounts represent the final appropriation amounts passed by the Board of Education during fiscal year 2019.

F. Cash and Investments

To improve cash management, cash received by the District is pooled. Monies for all funds are maintained in this pool. Individual fund integrity is maintained through the District's records. Each fund's interest in the pool is presented as "equity in pooled cash and investments" on the basic financial statements.

During fiscal year 2019, investments were limited to negotiable and nonnegotiable certificates of deposit, a U.S. Government money market fund and investments in the State Treasury Asset Reserve of Ohio (STAR Ohio). Except for nonparticipating investment contracts, investments are reported at fair value, which is based on quoted market prices.

During fiscal year 2019, the District invested in STAR Ohio. STAR Ohio (the State Treasury Asset Reserve of Ohio), is an investment pool managed by the State Treasurer's Office which allows governments within the State to pool their funds for investment purposes. STAR Ohio is not registered with the SEC as an investment company, but has adopted Governmental Accounting Standards Board (GASB), Statement No. 79, "Certain External Investment Pools and Pool Participants." The District measures its investment in STAR Ohio at the net asset value (NAV) per share provided by STAR Ohio. The NAV per share is calculated on an amortized cost basis that provides an NAV per share that approximates fair value.

**NELSONVILLE-YORK CITY SCHOOL DISTRICT
ATHENS COUNTY, OHIO**

**NOTES TO THE BASIC FINANCIAL STATEMENTS
FOR THE FISCAL YEAR ENDED JUNE 30, 2019**

NOTE 2 - SUMMARY OF SIGNIFICANT ACCOUNTING POLICIES - (Continued)

For fiscal year 2019, there were no limitations or restrictions on any participant withdrawals due to redemption notice periods, liquidity fees, or redemption gates. However, notice must be given 24 hours in advance of all deposits and withdrawals exceeding \$25 million. STAR Ohio reserves the right to limit the transaction to \$100 million, requiring the excess amount to be transacted the following business day(s), but only to the \$100 million limit. All accounts of the participant will be combined for these purposes.

Under existing Ohio statutes all investment earnings are assigned to the general fund unless statutorily required to be credited to a specific fund. The Board of Education has, by resolution, specified the funds to receive an allocation of interest earnings. Interest revenue credited to the general fund during fiscal year 2019 amounted to \$188,470 which includes \$27,509 assigned from other District funds.

For presentation on the basic financial statements, investments of the cash management pool and investments with original maturities of three months or less at the time they are purchased by the District are considered to be cash equivalents. Investments with an initial maturity of more than three months are reported as investments.

An analysis of the District's investment account at year end is provided in Note 4.

G. Inventory

On government-wide financial statements, inventories are presented at the lower of cost or market on a first-in, first-out basis and are expensed when used.

On fund financial statements, inventories of governmental funds are stated at cost. For all funds, cost is determined on a first-in, first-out basis. Inventory in governmental funds consists of expendable supplies held for consumption and donated food, purchased food and school supplies held for resale. The cost of inventory items is recorded as an expenditure in the governmental funds when consumed, used or sold. Commodities are presented at their entitlement value.

H. Capital Assets

General capital assets are those assets specifically related to governmental activities. These assets result from expenditures in the governmental funds. These assets are reported in the governmental activities column of the government-wide statement of net position but are not reported in the fund financial statements.

All capital assets are capitalized at cost (or estimated historical cost) and updated for additions and retirements during the year. Donated capital assets are recorded at their acquisition values as of the date received. The District maintains its capitalization threshold at \$5,000. The District does not possess any infrastructure. Improvements are capitalized; the costs of normal maintenance and repairs that do not add to the value of the asset or materially extend an asset's life are not.

**NELSONVILLE-YORK CITY SCHOOL DISTRICT
ATHENS COUNTY, OHIO**

NOTES TO THE BASIC FINANCIAL STATEMENTS
FOR THE FISCAL YEAR ENDED JUNE 30, 2019

NOTE 2 - SUMMARY OF SIGNIFICANT ACCOUNTING POLICIES - (Continued)

All reported capital assets, except land and construction in progress, are depreciated. Improvements are depreciated over the remaining useful lives of the related capital assets. Depreciation is computed using the straight-line method over the following useful lives:

<u>Description</u>	Governmental Activities <u>Estimated Lives</u>
Land improvements	15 - 50 years
Buildings and improvements	15 - 50 years
Furniture, fixtures and equipment	5 - 20 years
Vehicles	8 - 15 years

I. Pensions/Other Postemployment Benefits (OPEB)

For purposes of measuring the net pension/OPEB liability, net OPEB asset, deferred outflows of resources and deferred inflows of resources related to pensions/OPEB, and pension/OPEB expense, information about the fiduciary net position of the pension/OPEB plans and additions to/deductions from their fiduciary net position have been determined on the same basis as they are reported by the pension/OPEB plan. For this purpose, benefit payments (including refunds of employee contributions) are recognized when due and payable in accordance with the benefit terms. The pension/OPEB plans report investments at fair value.

J. Compensated Absences

Compensated absences of the District consist of vacation leave and sick leave to the extent that payments to the employee for these absences are attributable to services already rendered and are not contingent on a specific event that is outside the control of the District and the employee.

In accordance with the provisions of GASB Statement No. 16, “Accounting for Compensated Absences”, a liability for vacation leave is accrued if a) the employees’ rights to payment are attributable to services already rendered; and b) it is probable that the employer will compensate the employees for the benefits through paid time off or other means, such as cash payment at termination or retirement. An accrual for earned sick leave is made to the extent that it is probable that the benefits will result in termination (severance) payments. A liability for sick leave is accrued using the vesting method; i.e., the liability is based on the sick leave accumulated at the balance sheet date by those employees who are currently eligible to receive termination (severance) payments, as well as those employees expected to become eligible in the future. For purposes of establishing a liability for sick leave on employees expected to become eligible to retire in the future, all employees with at least twenty years of service were considered expected to become eligible to retire in accordance with GASB Statement No. 16.

The total liability for vacation and sick leave payments has been calculated using pay rates in effect at June 30, 2019 and reduced to the maximum payment allowed by labor contract and/or statute, plus any additional salary related payments.

The entire compensated absence liability is reported on the government-wide financial statements.

For governmental fund financial statements, the current portion of unpaid compensated absences is the amount expected to be paid using expendable available resources. These amounts are recorded in the account “compensated absences payable” in the fund from which the employees who have accumulated unpaid leave are paid. The noncurrent portion of the liability is not reported.

**NELSONVILLE-YORK CITY SCHOOL DISTRICT
ATHENS COUNTY, OHIO**

NOTES TO THE BASIC FINANCIAL STATEMENTS
FOR THE FISCAL YEAR ENDED JUNE 30, 2019

NOTE 2 - SUMMARY OF SIGNIFICANT ACCOUNTING POLICIES - (Continued)

K. Accrued Liabilities and Long-Term Obligations

All payables, accrued liabilities and long-term obligations are reported in the government-wide financial statements.

In general, governmental fund payables and accrued liabilities that, once incurred, are paid in a timely manner and in full from current financial resources, are reported as obligations of the funds. However, claims and judgments and compensated absences that will be paid from governmental funds are reported as a liability in the fund financial statements only to the extent that they are due for payment during the current year. Bonds, capital leases and notes are recognized as a liability on the fund financial statements when due. Net pension/OPEB liability should be recognized in the governmental funds to the extent that benefit payments are due and payable and the pension/OPEB plan's fiduciary net position is not sufficient for payment of those benefits.

L. Fund Balance

Fund balance is divided into five classifications based primarily on the extent to which the District is bound to observe constraints imposed upon the use of the resources in the governmental funds. The classifications are as follows:

Nonspendable - The nonspendable fund balance classification includes amounts that cannot be spent because they are not in spendable form or legally required to be maintained intact. The "not in spendable form" criterion includes items that are not expected to be converted to cash.

Restricted - Fund balance is reported as restricted when constraints are placed on the use of resources that are either externally imposed by creditors (such as through debt covenants), grantors, contributors, or laws or regulations of other governments, or imposed by law through constitutional provisions or enabling legislation.

Committed - The committed fund balance classification includes amounts that can be used only for the specific purposes imposed by a formal action (resolution) of the District Board of Education (the highest level of decision-making authority). Those committed amounts cannot be used for any other purpose unless the District Board of Education removes or changes the specified use by taking the same type of action (resolution) it employed to previously commit those amounts. Committed fund balance also incorporates contractual obligations to the extent that existing resources in the fund have been specifically committed for use in satisfying those contractual requirements.

Assigned - Amounts in the assigned fund balance classification are intended to be used by the District for specific purposes but do not meet the criteria to be classified as restricted nor committed. In governmental funds other than the general fund, assigned fund balance represents the remaining amount that is not restricted or committed. In the general fund, assigned amounts represent intended uses established by policies of the District Board of Education, which includes giving the Treasurer the authority to constrain monies for intended purposes.

Unassigned - Unassigned fund balance is the residual classification for the general fund and includes all spendable amounts not contained in the other classifications. In other governmental funds, the unassigned classification is only used to report a deficit fund balance resulting from overspending for specific purposes for which amounts had been restricted, committed, or assigned.

**NELSONVILLE-YORK CITY SCHOOL DISTRICT
ATHENS COUNTY, OHIO**

**NOTES TO THE BASIC FINANCIAL STATEMENTS
FOR THE FISCAL YEAR ENDED JUNE 30, 2019**

NOTE 2 - SUMMARY OF SIGNIFICANT ACCOUNTING POLICIES - (Continued)

The District applies restricted resources first when expenditures are incurred for purposes for which restricted and unrestricted (committed, assigned, and unassigned) fund balance is available. Similarly, within unrestricted fund balance, committed amounts are reduced first followed by assigned, and then unassigned amounts when expenditures are incurred for purposes for which amounts in any of the unrestricted fund balance classifications could be used.

M. Net Position

Net position represents the difference between assets and deferred outflows and liabilities and deferred inflows. The net position component “net investment in capital assets,” consists of capital assets, net of accumulated depreciation, reduced by the outstanding balances of any borrowing used for the acquisition, construction or improvement of those assets. Deferred outflows of resources and deferred inflows of resources that are attributable to the acquisition, construction or improvement of those assets or related debt also should be included in this component of net position. Net position is reported as restricted when there are limitations imposed on its use either through the enabling legislation adopted by the District or through external restrictions imposed by creditors, grantors or laws or regulations of other governments. The amount restricted for other purposes represents amounts restricted for a special trust fund.

The District applies restricted resources first when an expense is incurred for purposes for which both restricted and unrestricted net position is available.

N. Estimates

The preparation of the basic financial statements in conformity with GAAP requires management to make estimates and assumptions that affect the amounts reported in the basic financial statements and accompanying notes. Actual results may differ from those estimates.

O. Interfund Activity

Exchange transactions between funds are reported as revenues in the seller funds and as expenditures/expenses in the purchaser funds. Flows of cash or goods from one fund to another without a requirement for repayment are reported as interfund transfers. Interfund transfers are reported as other financing sources/uses in governmental funds. Repayments from funds responsible for particular expenditures/expenses to the funds that initially paid for them are not presented on the basic financial statements.

P. Bond Premium and Discount/Deferred Charge on Refunding

On the government-wide financial statements, bond premiums are deferred and amortized over the term of the bonds using the straight-line method, which approximates the effective interest method. Bond premiums are presented as an addition to the face amount of the bonds.

For bond refundings resulting in the defeasance of the debt reported in the government-wide financial statements, the difference between the reacquisition price and the net carrying amount of the old debt is deferred and amortized as a component of interest expense. This accounting gain or loss is amortized over the remaining life of the old debt or the life of the new debt, whichever is shorter, and is presented as a deferred inflow or outflow on the government-wide financial statements.

On the governmental fund financial statements, bond premiums and discounts are recognized in the current period. A reconciliation between the bonds face value and the amount reported on the statement of net position is presented in Note 10.A.

**NELSONVILLE-YORK CITY SCHOOL DISTRICT
ATHENS COUNTY, OHIO**

NOTES TO THE BASIC FINANCIAL STATEMENTS
FOR THE FISCAL YEAR ENDED JUNE 30, 2019

NOTE 2 - SUMMARY OF SIGNIFICANT ACCOUNTING POLICIES - (Continued)

Q. Prepayments

Certain payments to vendors reflect the costs applicable to future accounting periods and are recorded as prepaid items in both government-wide and fund financial statements. These items are reported as assets using the consumption method. A current asset for the prepaid amounts is recorded at the time of the purchase and the expenditure/expense is reported in the year in which services are consumed.

R. Fair Value

The District categorizes its fair value measurements within the fair value hierarchy established by generally accepted accounting principles. The hierarchy is based on the valuation inputs used to measure the fair value of the asset. Level 1 inputs are quoted prices in active markets for identical assets; Level 2 inputs are significant other observable inputs; Level 3 inputs are significant unobservable inputs.

S. Interfund Balances

On fund financial statements, receivables and payables resulting from short-term interfund loans are classified as "interfund loans receivable/payable". Interfund balances between governmental funds are eliminated in the governmental activities column on the statement of net position.

T. Extraordinary and Special Items

Extraordinary items are transactions or events that are both unusual in nature and infrequent in occurrence. Special items are transactions or events that are within the control of the Board of Education and that are either unusual in nature or infrequent in occurrence. During fiscal year 2019, the District experienced an extraordinary item due to wind damage. The District reported a net loss on impairment of \$62,564 in governmental activities related to damages caused by the wind damage. This loss is net of insurance proceeds due to the District at year-end (see Note 20).

NOTE 3 - ACCOUNTABILITY AND COMPLIANCE

A. Change in Accounting Principles

For fiscal year 2019, the District has implemented GASB Statement No. 83, "Certain Asset Retirement Obligations" and GASB Statement No. 88, "Certain Disclosures Related to Debt, Including Direct Borrowings and Direct Placements".

GASB Statement No. 83 addresses accounting and financial reporting for certain asset retirement obligations (AROs). An ARO is a legally enforceable liability associated with the retirement of a tangible capital asset. A government that has legal obligations to perform future asset retirement activities related to its tangible capital assets should recognize a liability. The implementation of GASB Statement No. 83 did not have an effect on the financial statements of the District.

GASB Statement No. 88 improves the information that is disclosed in notes to the basic financial statements related to debt, including direct borrowings and direct placements. It also clarifies which liabilities governments should include when disclosing information related to debt. The implementation of GASB Statement No. 88 did not have an effect on the financial statements of the District; however, certain debt disclosures in Note 10 have been modified to conform to the new requirement.

**NELSONVILLE-YORK CITY SCHOOL DISTRICT
ATHENS COUNTY, OHIO**

NOTES TO THE BASIC FINANCIAL STATEMENTS
FOR THE FISCAL YEAR ENDED JUNE 30, 2019

NOTE 3 - ACCOUNTABILITY AND COMPLIANCE - (Continued)

B. Deficit Fund Balances

Fund balances at June 30, 2019 included the following individual fund deficits:

<u>Nonmajor funds</u>	<u>Deficit</u>
Food service	\$ 24,720
Public school preschool	9,354
Title I	8,849
IDEA Part B	57
Improving teacher quality	3,560

The general fund is liable for any deficit in these funds and provides transfers when cash is required, not when accruals occur. The deficit fund balances resulted from adjustments for accrued liabilities.

NOTE 4 - DEPOSITS AND INVESTMENTS

State statutes classify monies held by the District into three categories.

Active deposits are public deposits necessary to meet current demands on the treasury. Such monies must be maintained either as cash in the District treasury, in commercial accounts payable or withdrawable on demand, including negotiable order of withdrawal (NOW) accounts, or in money market deposit accounts.

Inactive deposits are public deposits that the Board of Education has identified as not required for use within the current five-year period of designation of depositories. Inactive deposits must either be evidenced by certificates of deposit maturing not later than the end of the current period of designation of depositories, or by savings or deposit accounts including, but not limited to, passbook accounts.

Interim deposits are deposits of interim monies. Interim monies are those monies which are not needed for immediate use, but which will be needed before the end of the current period of designation of depositories. Interim deposits must be evidenced by time certificates of deposit maturing not more than one year from the date of deposit or by savings or deposit accounts including passbook accounts.

Interim monies may be deposited or invested in the following securities:

1. United States Treasury Notes, Bills, Bonds, or any other obligation or security issued by the United States Treasury or any other obligation guaranteed as to principal and interest by the United States;
2. Bonds, notes, debentures, or any other obligations or securities issued by any federal government agency or instrumentality, including, but not limited to, the Federal National Mortgage Association, Federal Home Loan Bank, Federal Farm Credit Bank, Federal Home Loan Mortgage Corporation, Government National Mortgage Association, and Student Loan Marketing Association. All federal agency securities shall be direct issuances of federal government agencies or instrumentalities;
3. Written repurchase agreements in the securities listed above provided that the fair value of the securities subject to the repurchase agreement must exceed the principal value of the agreement by at least two percent and be marked to market daily, and that the term of the agreement must not exceed thirty days;
4. Bonds and other obligations of the State of Ohio, and with certain limitations including a requirement for maturity within ten years from the date of settlement, bonds and other obligations of political subdivisions of the State of Ohio, if training requirements are met;

**NELSONVILLE-YORK CITY SCHOOL DISTRICT
ATHENS COUNTY, OHIO**

**NOTES TO THE BASIC FINANCIAL STATEMENTS
FOR THE FISCAL YEAR ENDED JUNE 30, 2019**

NOTE 4 - DEPOSITS AND INVESTMENTS - (Continued)

5. Time certificates of deposit or savings or deposit accounts including, but not limited to, passbook accounts;
6. No-load money market mutual funds consisting exclusively of obligations described in items (1) and (2) above and repurchase agreements secured by such obligations, provided that investments in securities described in this division are made only through eligible institutions;
7. The State Treasurer's investment pool, the State Treasury Asset Reserve of Ohio (STAR Ohio);
8. Certain banker's acceptance and commercial paper notes for a period not to exceed one hundred eighty days and two hundred seventy days, respectively, from the purchase date in an amount not to exceed forty percent of the interim monies available for investment at any one time; and,

Investments in stripped principal or interest obligations, reverse repurchase agreements and derivatives are prohibited. The issuance of taxable notes for the purpose of arbitrage, the use of leverage and short selling are also prohibited. Except as noted above, an investment must mature within five years from the date of purchase unless matched to a specific obligation or debt of the District, and must be purchased with the expectation that it will be held to maturity. Investments may only be made through specified dealers and institutions. Payment for investments may be made only upon delivery of the securities representing the investments to the Treasurer or, if the securities are not represented by a certificate, upon receipt of confirmation of transfer from the custodian.

Protection of the District's deposits is provided by the Federal Deposit Insurance Corporation (FDIC), by eligible securities pledged by the financial institution as security for repayment, by surety company bonds deposited with the Treasurer by the financial institution or by a single collateral pool established by the financial institution to secure the repayment of all public monies deposited with the institution.

A. Deposits with Financial Institutions

At June 30, 2019, the carrying amount of all District deposits, including \$233,833 in nonnegotiable certificates of deposit, was \$693,724 and the bank balance of all District deposits was \$833,550. Of the bank balance, \$822,417 was covered by the FDIC and \$11,133 was covered by the Ohio Pooled Collateral System.

Custodial credit risk is the risk that, in the event of bank failure, the District will not be able to recover deposits or collateral securities that are in the possession of an outside party. The District has no deposit policy for custodial credit risk beyond the requirements of State statute. Ohio law requires that deposits either be insured or protected by (1) eligible securities pledged to the District and deposited with a qualified trustee by the financial institution as security for repayment whose fair value at all times shall be at least 105 percent of the deposits being secured, or (2) participation in the Ohio Pooled Collateral System (OPCS), a collateral pool of eligible securities deposited with a qualified trustee and pledged to the Treasurer of State to secure the repayment of all public monies deposited in the financial institution. OPCS requires the total fair value of the securities pledged to be 102 percent of the deposits being secured or a reduced rate set by the Treasurer of State. For fiscal year 2019, the District's financial institutions were approved for a collateral rate of 102 percent through the OPCS. Although all statutory requirements for the deposit of money had been followed, noncompliance with Federal requirements could potentially subject the District to a successful claim by the FDIC.

**NELSONVILLE-YORK CITY SCHOOL DISTRICT
ATHENS COUNTY, OHIO**

NOTES TO THE BASIC FINANCIAL STATEMENTS
FOR THE FISCAL YEAR ENDED JUNE 30, 2019

NOTE 4 - DEPOSITS AND INVESTMENTS - (Continued)

B. Investments

As of June 30, 2019, the District had the following investments and maturities:

Measurement/ Investment type	Measurement value	Investment Maturities			
		6 months or less	7 to 12 months	13 to 18 months	19 to 24 months
<i>Fair value:</i>					
Negotiable CD's	\$ 1,557,668	\$ 249,613	\$ 596,257	\$ 493,761	\$ 218,037
U.S. Government money market	520,672	520,672	-	-	-
<i>Amortized cost:</i>					
STAR Ohio	<u>4,481,052</u>	<u>4,481,052</u>	<u>-</u>	<u>-</u>	<u>-</u>
Total	<u>\$ 6,559,392</u>	<u>\$ 5,251,337</u>	<u>\$ 596,257</u>	<u>\$ 493,761</u>	<u>\$ 218,037</u>

The weighted average maturity of investments is 0.26 years.

The District's investments in U.S. Government money market mutual funds are valued using quoted market prices in active markets (Level 1 inputs). The District's investments in negotiable CD's are valued using quoted prices in markets that are not considered to be active, dealer quotations or alternative pricing sources for similar assets or liabilities for which all significant inputs are observable, either directly or indirectly (Level 2 inputs).

Interest Rate Risk: Interest rate risk arises as potential purchasers of debt securities will not agree to pay face value for those securities if interest rates subsequently increase. As a means of limiting its exposure to fair value losses arising from rising interest rates and according to State law, the District's investment policy limits investment portfolio maturities to five years or less.

Credit Risk: STAR Ohio and U.S. Government money market carry a rating of AAAM by Standard & Poor's. Ohio law requires that STAR Ohio maintain the highest rating provided by at least one nationally recognized standard rating service. The District's investment policy does not specifically address risk beyond requiring the District to only invest in securities authorized by State statute.

Custodial Credit Risk: For an investment, custodial credit risk is the risk that, in the event of the failure of the counterparty, the District will not be able to recover the value of its investments or collateral securities that are in the possession of an outside party. The District's investments in negotiable CDs are insured by the FDIC. The District has no investment policy dealing with investment custodial risk beyond the requirement in State statute that prohibits payment for investments prior to the delivery of the securities representing such investments to the Treasurer or qualified trustee.

**NELSONVILLE-YORK CITY SCHOOL DISTRICT
ATHENS COUNTY, OHIO**

NOTES TO THE BASIC FINANCIAL STATEMENTS
FOR THE FISCAL YEAR ENDED JUNE 30, 2019

NOTE 4 - DEPOSITS AND INVESTMENTS - (Continued)

Concentration of Credit Risk: The District places no limit on the amount that may be invested in any one issuer. The following table includes the percentage of each investment type held by the District at June 30, 2019:

<u>Measurement/ Investment type</u>	<u>Measurement value</u>	<u>% of Total</u>
<i>Fair value:</i>		
Negotiable CD's	\$ 1,557,668	23.75
U.S. Government money market	520,672	7.94
<i>Amortized cost:</i>		
STAR Ohio	<u>4,481,052</u>	<u>68.31</u>
	<u>\$ 6,559,392</u>	<u>100.00</u>

C. Reconciliation of Cash and Investments to the Statement of Net Position

The following is a reconciliation of cash and investments as reported in the note above to cash and investments as reported on the statement of net position as of June 30, 2019:

<u>Cash and investments per note</u>		
Carrying amount of deposits	\$ 693,724	
Investments	<u>6,559,392</u>	
Total	<u>\$ 7,253,116</u>	
 <u>Cash and investments per statement of net position</u>		
Governmental activities	\$ 6,938,918	
Private-purpose trust fund	241,915	
Agency fund	<u>72,283</u>	
Total	<u>\$ 7,253,116</u>	

NOTE 5 - INTERFUND TRANSACTIONS

- A. Interfund balances at June 30, 2019 as reported on the fund financial statements, consist of the following individual advances due to other funds and advances due from other funds:

<u>Receivable fund</u>	<u>Payable funds</u>	<u>Amount</u>
General fund	Nonmajor governmental funds	\$ 19,640

The primary purpose of the interfund balances is to cover costs in specific funds where revenues were not received by June 30. These interfund balances will be repaid once the anticipated revenues are received.

Interfund balances between governmental funds are eliminated on the government-wide financial statements; therefore, no internal balances at June 30, 2019 are reported on the statement of net position.

**NELSONVILLE-YORK CITY SCHOOL DISTRICT
ATHENS COUNTY, OHIO**

**NOTES TO THE BASIC FINANCIAL STATEMENTS
FOR THE FISCAL YEAR ENDED JUNE 30, 2019**

NOTE 5 - INTERFUND TRANSACTIONS - (Continued)

- B.** Interfund transfers for the year ended June 30, 2019, consisted of the following, as reported on the fund financial statements:

<u>Transfers from general fund to:</u>	<u>Amount</u>
Nonmajor governmental fund	\$ 230,000

Transfers are used to move revenues from the fund that statute or budget required to collect them to the fund that statute or budget requires to expend them and to use unrestricted revenues collected in the general fund to finance various programs accounted for in other funds in accordance with budgetary authorizations

Interfund transfers between governmental funds are eliminated on the government-wide financial statements; therefore, no transfers are reported in the statement of activities.

All transfers were made in compliance with Ohio Revised Code Sections 5705.14, 5705.15 and 5705.16.

NOTE 6 - PROPERTY TAXES

Property taxes are levied and assessed on a calendar year basis while the District fiscal year runs from July through June. First half tax collections are received by the District in the second half of the fiscal year. Second half tax distributions occur in the first half of the following fiscal year.

Property taxes include amounts levied against all real property and public utility property. Real property tax revenues received in calendar year 2019 represent the collection of calendar year 2018 taxes. Real property taxes received in calendar year 2019 were levied after April 1, 2018, on the assessed values as of January 1, 2018, the lien date. Assessed values for real property taxes are established by State statute at 35 percent of appraised fair value. Real property taxes are payable annually or semiannually. If paid annually, payment is due December 31; if paid semiannually, the first payment is due December 31, with the remainder payable by June 20. Under certain circumstances, State statute permits alternate payment dates to be established. Public utility property tax revenues received in calendar year 2019 represent the collection of calendar year 2018 taxes. Public utility real and personal property taxes received in calendar year 2019 became a lien on December 31, 2017, were levied after April 1, 2018, and are collected with real property taxes. Public utility real property is assessed at 35 percent of true value; public utility tangible personal property is currently assessed at varying percentages of true value.

The District receives property taxes from Athens and Hocking Counties. The County Auditors periodically advance to the District their portion of the taxes collected. Second-half real property tax payments collected by the County by June 30, 2019, are available to finance fiscal year 2019 operations. The amount available as an advance at June 30, 2019 was \$244,969 in the general fund, \$30,694 in the bond retirement fund, a nonmajor governmental fund, and \$4,226 in the classroom facilities maintenance fund, a nonmajor governmental fund. This amount is recorded as revenue. The amount available for advance at June 30, 2018 was \$114,054 in the general fund, \$15,390 in the bond retirement fund, a nonmajor governmental fund and \$1,947 in the classroom facilities maintenance fund, a nonmajor governmental fund. The amount of second-half real property taxes available for advance at fiscal year-end can vary based on the date the tax bills are sent.

Accrued property taxes receivable includes real property, public utility property and delinquent tangible personal property taxes which are measurable as of June 30, 2019 and for which there is an enforceable legal claim. Although total property tax collections for the next fiscal year are measurable, only the amount of real property taxes available as an advance at June 30 was levied to finance current fiscal year operations and is reported as revenue at fiscal year-end. The portion of the receivable not levied to finance current fiscal year operations is offset by a credit to deferred inflows of resources.

**NELSONVILLE-YORK CITY SCHOOL DISTRICT
ATHENS COUNTY, OHIO**

NOTES TO THE BASIC FINANCIAL STATEMENTS
FOR THE FISCAL YEAR ENDED JUNE 30, 2019

NOTE 6 - PROPERTY TAXES - (Continued)

On the accrual basis of accounting, collectible delinquent property taxes have been recorded as a receivable and revenue, while on a modified accrual basis of accounting the revenue has been reported as a deferred inflow.

The assessed values upon which the fiscal year 2019 taxes were collected are:

	2018 Second Half Collections		2019 First Half Collections	
	<u>Amount</u>	<u>Percent</u>	<u>Amount</u>	<u>Percent</u>
Agricultural/residential and other real estate	\$ 91,189,640	80.21	\$ 91,657,230	78.51
Public utility personal	<u>22,499,620</u>	<u>19.79</u>	<u>25,088,070</u>	<u>21.49</u>
Total	<u>\$ 113,689,260</u>	<u>100.00</u>	<u>\$ 116,745,300</u>	<u>100.00</u>
Tax rate per \$1,000 of assessed valuation	\$30.90		\$30.74	

NOTE 7 - RECEIVABLES

Receivables at June 30, 2019 consisted of property taxes, accounts (billing for user charged services and student fees), accrued interest, and intergovernmental grants and entitlements. All receivables are considered collectible in full due to the ability to foreclose for the nonpayment of taxes, the stable condition of State programs and the current year guarantee of Federal funds. A summary of the principal items of receivables reported on the statement of net position follows:

Governmental activities:

Property taxes	\$ 2,774,986
Accounts	223,710
Accrued interest	16,200
Intergovernmental	<u>205,404</u>
Total	<u>\$ 3,220,300</u>

Receivables have been disaggregated on the face of the basic financial statements. All receivables are expected to be collected within the subsequent year.

**NELSONVILLE-YORK CITY SCHOOL DISTRICT
ATHENS COUNTY, OHIO**

NOTES TO THE BASIC FINANCIAL STATEMENTS
FOR THE FISCAL YEAR ENDED JUNE 30, 2019

NOTE 8 - CAPITAL ASSETS

Capital asset activity for the fiscal year ended June 30, 2019, was as follows:

	<u>Balance 6/30/18</u>	<u>Additions</u>	<u>Deductions</u>	<u>Balance 6/30/19</u>
Governmental activities:				
<i>Capital assets, not being depreciated:</i>				
Land	\$ 135,512	\$ -	\$ -	\$ 135,512
Construction in progress	-	117,086	-	117,086
Total capital assets, not being depreciated	<u>135,512</u>	<u>117,086</u>	<u>-</u>	<u>252,598</u>
<i>Capital assets, being depreciated:</i>				
Land improvements	2,072,881	55,480	-	2,128,361
Building and improvements	24,148,597	447,285	(352,104)	24,243,778
Furniture, fixtures and equipment	921,675	48,093	-	969,768
Vehicles	1,889,911	99,561	-	1,989,472
Total capital assets, being depreciated	<u>29,033,064</u>	<u>650,419</u>	<u>(352,104)</u>	<u>29,331,379</u>
<i>Less: accumulated depreciation</i>				
Land improvements	(1,297,272)	(98,341)	-	(1,395,613)
Building and improvements	(10,500,376)	(590,451)	66,020	(11,024,807)
Furniture, fixtures and equipment	(584,305)	(50,002)	-	(634,307)
Vehicles	(1,484,536)	(84,900)	-	(1,569,436)
Total accumulated depreciation	<u>(13,866,489)</u>	<u>(823,694)</u>	<u>66,020</u>	<u>(14,624,163)</u>
Governmental activities capital assets, net	<u>\$ 15,302,087</u>	<u>\$ (56,189)</u>	<u>\$ (286,084)</u>	<u>\$ 14,959,814</u>

Depreciation expense was charged to governmental functions as follows:

<u>Instruction:</u>	
Regular	\$ 318,195
Other instruction	969
<u>Support services:</u>	
Instructional staff	5,825
Administration	256
Operations and maintenance	73,250
Pupil transportation	85,325
Extracurricular activities	17,109
<u>Operation of non-instructional services:</u>	
Food service operations	10,864
Unallocated depreciation	<u>311,901</u>
Total depreciation expense	<u>\$ 823,694</u>

Unallocated depreciation is depreciation of the individual school buildings throughout the District which essentially serve all functions/programs and, therefore, is not included as a direct expense of any function or program, but disclosed as a separate expense.

**NELSONVILLE-YORK CITY SCHOOL DISTRICT
ATHENS COUNTY, OHIO**

NOTES TO THE BASIC FINANCIAL STATEMENTS
FOR THE FISCAL YEAR ENDED JUNE 30, 2019

NOTE 9 - CAPITALIZED LEASES - LESSEE DISCLOSURE

Capital Lease - During fiscal year 2019, the District entered into a lease agreement with First American Education Finance for school equipment. At June 30, 2019, the items acquired by the lease agreement have not been capitalized due to each item being under the capitalization threshold. Lease payments will be reclassified and reflected as debt service expenditures in the financial statements for the general fund. These expenditures will be reported as function expenditures on the budgetary statement. The first lease payment is scheduled for July 10, 2019.

The following is a schedule of the future long-term minimum lease payments required under the lease agreements and the present value of the minimum lease payments as of June 30, 2019.

<u>Fiscal Year Ending June 30,</u>	<u>Amount</u>
2020	\$ 64,027
2021	64,027
2022	64,027
2023	<u>64,027</u>
Total minimum lease payments	\$ 256,108
Less: amount representing interest	<u>(9,630)</u>
Total	<u>\$ 246,478</u>

NOTE 10 - LONG-TERM OBLIGATIONS

A. During the fiscal year 2019, the following changes occurred in governmental activities long-term obligations.

	<u>Issue Date</u>	<u>Interest Rate</u>	<u>Balance 06/30/18</u>	<u>Additions</u>	<u>Reductions</u>	<u>Balance 06/30/19</u>	<u>Amounts Due in One Year</u>
Governmental activities:							
General obligation bonds:							
Refunding bonds:	2014	2 - 4%					
Current interest bonds			1,840,000	-	(415,000)	1,425,000	190,000
Refunding bonds:	2015	2 - 4%					
Term bonds			<u>1,870,000</u>	<u>-</u>	<u>-</u>	<u>1,870,000</u>	<u>-</u>
Total general obligation bonds			<u>3,710,000</u>	<u>-</u>	<u>(415,000)</u>	<u>3,295,000</u>	<u>190,000</u>
Other long-term obligations:							
Energy conservation							
note - direct borrowing	2017	2.11%	415,000	-	(75,000)	340,000	80,000
Capital lease	2019	2.31%	-	246,478	-	246,478	63,030
Net pension liability			15,982,175	35,257	(954,616)	15,062,816	-
Net OPEB liability			3,658,273	148,765	(2,039,711)	1,767,327	-
Compensated absences payable			<u>579,223</u>	<u>145,449</u>	<u>(82,127)</u>	<u>642,545</u>	<u>104,043</u>
Total governmental activities long-term liabilities			<u>\$ 24,344,671</u>	<u>\$ 575,949</u>	<u>\$ (3,566,454)</u>	\$ 21,354,166	<u>\$ 437,073</u>
Add: unamortized premium						<u>262,333</u>	
Total on statement of net position						<u>\$ 21,616,499</u>	

**NELSONVILLE-YORK CITY SCHOOL DISTRICT
ATHENS COUNTY, OHIO**

NOTES TO THE BASIC FINANCIAL STATEMENTS
FOR THE FISCAL YEAR ENDED JUNE 30, 2019

NOTE 10 - LONG-TERM OBLIGATIONS - (Continued)

Series 2014 refunding general obligation bonds - On January 21, 2014, the District issued general obligation bonds (series 2014 refunding bonds) to advance refund the callable portion of the series 2006 school improvement and refunding general obligation bonds. The issuance proceeds of \$2,370,316 were used to purchase securities which were placed in an irrevocable trust to provide resources for all future debt service payments on the refunded debt and to pay the issuance costs of \$75,243. This refunded debt is considered defeased (in-substance) and accordingly, has been removed from the statement of net position. The principal balance outstanding of the defeased bonds was \$1,405,000 at June 30, 2019.

The 2014 refunding issue is comprised of both current interest bonds, par value \$2,100,000, and capital appreciation bonds, par value \$35,000. The interest rate on the current interest bonds ranges from 2.00-4.00%. The capital appreciation bonds matured on December 1, 2017 (approximate initial offering yield to maturity 1.80%), at a redemption price equal to 100% of the principal, plus accrued interest to the redemption date. The accreted value at maturity for the capital appreciation bonds was \$235,000. The bonds will be retired through the bond retirement fund, a nonmajor governmental fund.

The reacquisition price exceeded the net carrying amount of the old debt by \$155,073. This amount is being netted against the new debt and amortized over the remaining life of the refunded debt.

Interest payments on the current interest bonds are due June 1 and December 1 each year. The final maturity stated on the issue is December 1, 2025.

Series 2015 refunding general obligation bonds - On January 15, 2015, the District issued general obligation bonds (series 2015 refunding bonds) to advance refund the callable portion of the series 2006 school improvement and refunding general obligation bonds. The issuance proceeds of \$2,204,504 were used to purchase securities which were placed in an irrevocable trust to provide resources for all future debt service payments on the refunded debt and to pay the issuance costs of \$63,699. This refunded debt is considered defeased (in-substance) and accordingly, has been removed from the statement of net position. The principal balance outstanding of the defeased bonds was \$1,945,000 at June 30, 2019.

At June 30, 2019, the refunding issue is comprised of term bonds that mature at \$735,000, \$535,000 and \$600,000 on December 1, 2028, 2030 and 2032, respectively. The rate on the term bonds is 4.00%. The bonds will be retired through the bond retirement fund (a nonmajor governmental fund).

The Term Bonds maturing on December 1, 2028 are subject to mandatory sinking fund redemption at a redemption price of 100% of the principal amount to be redeemed, plus accrued interest to the date of redemption, on December 1 in the years and in the respective principal amount as follows:

<u>Date</u>	<u>Principal Amount to be Redeemed</u>
December 1, 2026	\$ 235,000
December 1, 2027	245,000

The remaining principal amount of such Term Bonds (\$255,000) will be paid at stated maturity on December 1, 2028.

**NELSONVILLE-YORK CITY SCHOOL DISTRICT
ATHENS COUNTY, OHIO**

NOTES TO THE BASIC FINANCIAL STATEMENTS
FOR THE FISCAL YEAR ENDED JUNE 30, 2019

NOTE 10 - LONG-TERM OBLIGATIONS - (Continued)

The Term Bonds maturing on December 1, 2030 are subject to mandatory sinking fund redemption at a redemption price of 100% of the principal amount to be redeemed, plus accrued interest to the date of redemption, on December 1 in the years and in the respective principal amount as follows:

<u>Date</u>	<u>Principal Amount to be Redeemed</u>
December 1, 2029	\$ 260,000

The remaining principal amount of such Term Bonds (\$275,000) will be paid at stated maturity on December 1, 2030.

The Term Bonds maturing on December 1, 2032 are subject to mandatory sinking fund redemption at a redemption price of 100% of the principal amount to be redeemed, plus accrued interest to the date of redemption, on December 1 in the years and in the respective principal amount as follows:

<u>Date</u>	<u>Principal Amount to be Redeemed</u>
December 1, 2031	\$ 300,000

The remaining principal amount of such Term Bonds (\$300,000) will be paid at stated maturity on December 1, 2032.

The reacquisition price exceeded the net carrying amount of the old debt by \$1,979. This amount is being netted against the new debt and amortized over the remaining life of the refunded debt.

Energy conservation note - In December 2017, the District entered into a \$415,000 energy conservation note agreement at an interest rate of 2.11% to install energy conservation measures to the District's facilities. The note is considered a direct borrowing. Direct borrowings have terms negotiated directly between the District and the lender and are not offered for public sale. The funds are to be repaid over a five-year period beginning in December 2018 from the general fund.

Capital lease: See Note 9 for detail on the District's capital lease.

Net Pension Liability: The District's net pension liability is described in Note 13. The District pays obligations related to employee compensation from the fund benefitting from their service.

Net OPEB Liability/Asset: The District's net OPEB liability/asset is described in Note 14. The District pays obligations related to employee compensation from the fund benefitting from their service.

Compensated Absences: Compensated absences will be paid from the fund from which the employee is paid, which is primarily the general fund.

**NELSONVILLE-YORK CITY SCHOOL DISTRICT
ATHENS COUNTY, OHIO**

NOTES TO THE BASIC FINANCIAL STATEMENTS
FOR THE FISCAL YEAR ENDED JUNE 30, 2019

NOTE 10 - LONG-TERM OBLIGATIONS - (Continued)

The following is a summary of the future debt service requirements to maturity for the general obligation bonds and the energy conservation note:

Fiscal Year Ended	2014 Refunding Bonds		
	Current Interest Bonds		
	Principal	Interest	Total
2020	\$ 190,000	\$ 44,250	\$ 234,250
2021	190,000	39,025	229,025
2022	200,000	33,175	233,175
2023	200,000	26,925	226,925
2024	210,000	20,000	230,000
2025 - 2026	435,000	16,962	451,962
Total	<u>\$ 1,425,000</u>	<u>\$ 180,337</u>	<u>\$1,605,337</u>

Fiscal Year Ended	2015 Refunding Bonds		
	Term Bonds		
	Principal	Interest	Total
2020	\$ -	\$ 74,800	\$ 74,800
2021	-	74,800	74,800
2022	-	74,800	74,800
2023	-	74,800	74,800
2024	-	74,800	74,800
2025 - 2029	735,000	330,700	1,065,700
2030 - 2033	1,135,000	93,700	1,228,700
Total	<u>\$ 1,870,000</u>	<u>\$ 798,400</u>	<u>\$ 2,668,400</u>

Fiscal Year Ended	Energy Conservation Note		
	Principal	Interest	Total
2020	\$ 80,000	\$ 6,330	\$ 86,330
2021	85,000	4,589	89,589
2022	85,000	2,796	87,796
2023	90,000	950	90,950
Total	<u>\$ 340,000</u>	<u>\$ 14,665</u>	<u>\$ 354,665</u>

**NELSONVILLE-YORK CITY SCHOOL DISTRICT
ATHENS COUNTY, OHIO**

**NOTES TO THE BASIC FINANCIAL STATEMENTS
FOR THE FISCAL YEAR ENDED JUNE 30, 2019**

NOTE 10 - LONG-TERM OBLIGATIONS - (Continued)

B. Legal Debt Margin

The Ohio Revised Code provides that voted net general obligation debt of the District shall never exceed 9% of the total assessed valuation of the District. The code further provides that unvoted indebtedness shall not exceed 1/10 of 1% of the property valuation of the District. The code additionally states that unvoted indebtedness related to energy conservation debt shall not exceed 9/10 of 1% of the property valuation of the District. The assessed valuation used in determining the District's legal debt margin has been modified by House Bill 530 which became effective March 30, 2006. In accordance with House Bill 530, the assessed valuation used in the District's legal debt margin calculation excluded tangible personal property used in business, telephone or telegraph property, interexchange telecommunications company property, and personal property owned or leased by a railroad company and used in railroad operations. The effects of these debt limitations at June 30, 2019, are a voted debt margin of \$7,756,147 (including available funds of \$544,070) and an unvoted debt margin of \$116,745.

NOTE 11 - OTHER EMPLOYEE BENEFITS

A. Compensated Absences

The criteria for determining vested vacation and sick leave components are derived from negotiated agreements and State laws. Classified employees earn ten to twenty days of vacation per year, depending upon length of service. Accumulated, unused vacation time is paid to classified employees upon termination of employment. Teachers and administrators do not earn vacation time, with the exception of the Superintendent and Treasurer. Teachers, administrators and classified employees earn sick leave at the rate of one and one-fourth days per month. Sick leave may be accumulated up to a maximum of 320 days for certified employees and 328 days for classified employees. Upon retirement, payment is made for 25% of an employee's accumulated sick leave up to a maximum of 80 days for certified employees and 82 days for classified employees.

B. Insurance Benefits

The District has elected to provide employee medical/surgical benefits, dental and prescription drug benefits through the Athens County School Employees Health and Welfare Benefit Association. The employees share the cost of the monthly premium with the Board. The premium varies with employee depending on the terms of the union contract.

**NELSONVILLE-YORK CITY SCHOOL DISTRICT
ATHENS COUNTY, OHIO**

NOTES TO THE BASIC FINANCIAL STATEMENTS
FOR THE FISCAL YEAR ENDED JUNE 30, 2019

NOTE 12 - RISK MANAGEMENT

A. Comprehensive

The District is exposed to various risks of loss related to torts; theft of, damage to, and destruction of assets; errors and omissions, injuries to employees and natural disasters. During fiscal year 2019, the District contracted with Wright Specialty for various types of insurance as follows:

Coverage Type	Coverage Amount
Uninsured motorists (\$100 deductible):	
Per person	\$1,000,000
Per accident	1,000,000
General liability:	
Per occurrence	4,000,000
Total per year	6,000,000
Public official bonds:	
Treasurer	100,000
Superintendent/Board President (each)	10,000
Buildings and contents (\$2,500 deductible)	56,348,284
Automobile liability (\$2,500 deductible)	
Per Person	1,000,000
Per accident	1,000,000

Settled claims have not exceeded this commercial coverage in any of the past three years. There has been a reduction in coverage from the prior year for buildings and contents and automobile liability.

B. Workers' Compensation

For fiscal year 2019, the District participated in the Ohio School Board Association Workers' Compensation Group Rating Plan (the "Plan"), an insurance purchasing pool. The intent of the Plan is to achieve the benefit of a reduced premium for the District by virtue of its grouping and representation with other participants in the Plan. The workers' compensation experience of the participating school districts is calculated as one experience and a common premium rate is applied to all school districts in the Plan. Each participant pays its workers' compensation premium to the State based on the rate for the Plan rather than its individual rate. Total savings are then calculated and each participant's individual performance is compared to the overall savings percentage of the Plan. A participant will then either receive money from or be required to contribute to the "equity pooling fund". This "equity pooling" arrangement ensures that each participant shares equally in the overall performance of the Plan. Participation in the Plan is limited to school districts that can meet the Plan's selection criteria. The firm of CompManagement provides administrative, cost control and actuarial services to the Plan.

NOTE 13 - DEFINED BENEFIT PENSION PLANS

Net Pension Liability

The net pension liability reported on the statement of net position represents a liability to employees for pensions. Pensions are a component of exchange transactions—between an employer and its employees—of salaries and benefits for employee services. Pensions are provided to an employee—on a deferred-payment basis—as part of the total compensation package offered by an employer for employee services each financial period. The obligation to sacrifice resources for pensions is a present obligation because it was created as a result of employment exchanges that already have occurred.

**NELSONVILLE-YORK CITY SCHOOL DISTRICT
ATHENS COUNTY, OHIO**

NOTES TO THE BASIC FINANCIAL STATEMENTS
FOR THE FISCAL YEAR ENDED JUNE 30, 2019

NOTE 13 - DEFINED BENEFIT PENSION PLANS - (Continued)

The net pension liability represents the District’s proportionate share of each pension plan’s collective actuarial present value of projected benefit payments attributable to past periods of service, net of each pension plan’s fiduciary net position. The net pension liability calculation is dependent on critical long-term variables, including estimated average life expectancies, earnings on investments, cost of living adjustments and others. While these estimates use the best information available, unknowable future events require adjusting this estimate annually.

The Ohio Revised Code limits the District’s obligation for this liability to annually required payments. The District cannot control benefit terms or the manner in which pensions are financed; however, the District does receive the benefit of employees’ services in exchange for compensation including pension.

GASB 68 assumes the liability is solely the obligation of the employer, because (1) they benefit from employee services; and (2) State statute requires all funding to come from these employers. All contributions to date have come solely from these employers (which also includes costs paid in the form of withholdings from employees). State statute requires the pension plans to amortize unfunded liabilities within 30 years. If the amortization period exceeds 30 years, each pension plan’s board must propose corrective action to the State legislature. Any resulting legislative change to benefits or funding could significantly affect the net pension liability. Resulting adjustments to the net pension liability would be effective when the changes are legally enforceable.

The proportionate share of each plan’s unfunded benefits is presented as a long-term *net pension liability* on the accrual basis of accounting. Any liability for the contractually-required pension contribution outstanding at the end of the year is included in *pension and postemployment benefits payable* on both the accrual and modified accrual bases of accounting.

Plan Description - School Employees Retirement System (SERS)

Plan Description - The District non-teaching employees participate in SERS, a cost-sharing multiple-employer defined benefit pension plan administered by SERS. SERS provides retirement, disability and survivor benefits, annual cost-of-living adjustments, and death benefits to plan members and beneficiaries. Authority to establish and amend benefits is provided by Ohio Revised Code Chapter 3309. SERS issues a publicly available, stand-alone financial report that includes financial statements, required supplementary information and detailed information about SERS’ fiduciary net position. That report can be obtained by visiting the SERS website at www.ohsers.org under Employers/Audit Resources.

Age and service requirements for retirement are as follows:

	Eligible to Retire on or before August 1, 2017 *	Eligible to Retire after August 1, 2017
Full benefits	Age 65 with 5 years of services credit; or Any age with 30 years of service credit	Age 67 with 10 years of service credit; or Age 57 with 30 years of service credit
Actuarially reduced benefits	Age 60 with 5 years of service credit; or Age 55 with 25 years of service credit	Age 62 with 10 years of service credit; or Age 60 with 25 years of service credit

* Members with 25 years of service credit as of August 1, 2017, will be included in this plan.

**NELSONVILLE-YORK CITY SCHOOL DISTRICT
ATHENS COUNTY, OHIO**

**NOTES TO THE BASIC FINANCIAL STATEMENTS
FOR THE FISCAL YEAR ENDED JUNE 30, 2019**

NOTE 13 - DEFINED BENEFIT PENSION PLANS - (Continued)

Annual retirement benefits are calculated based on final average salary multiplied by a percentage that varies based on years of service; 2.2% for the first thirty years of service and 2.5% for years of service credit over 30. Final average salary is the average of the highest three years of salary.

Effective January 1, 2018, SERS cost-of-living adjustment (COLA) changed from a fixed 3% annual increase to one based on the Consumer Price Index (CPI-W) with a cap of 2.5% and a floor of 0%. SERS also has the authority to award or suspend the COLA, or to adjust the COLA above or below CPI-W. SERS suspended the COLA increases for 2018, 2019 and 2020 for current retirees, and confirmed their intent to implement a four-year waiting period for the state of a COLA for future retirees.

Funding Policy - Plan members are required to contribute 10% of their annual covered salary and the District is required to contribute 14% of annual covered payroll. The contribution requirements of plan members and employers are established and may be amended by the SERS' Retirement Board up to statutory maximum amounts of 10% for plan members and 14% for employers. The Retirement Board, acting with the advice of the actuary, allocates the employer contribution rate among four of the System's funds (Pension Trust Fund, Death Benefit Fund, Medicare B Fund, and Health Care Fund). For the fiscal year ended June 30, 2019, the allocation to pension, death benefits, and Medicare B was 13.5%. The remaining 0.5% of the employer contribution rate was allocated to the Health Care Fund.

The District's contractually required contribution to SERS was \$296,487 for fiscal year 2019. Of this amount, \$43,398 is reported as pension and postemployment benefits payable.

Plan Description - State Teachers Retirement System (STRS)

Plan Description - Licensed teachers participate in STRS Ohio, a cost-sharing multiple-employer public employee retirement system administered by STRS. STRS provides retirement and disability benefits to members and death and survivor benefits to beneficiaries. STRS issues a stand-alone financial report that includes financial statements, required supplementary information and detailed information about STRS' fiduciary net position. That report can be obtained by writing to STRS, 275 E. Broad St., Columbus, OH 43215-3771, by calling (888) 227-7877, or by visiting the STRS website at www.strsoh.org.

New members have a choice of three retirement plans; a Defined Benefit (DB) Plan, a Defined Contribution (DC) Plan and a Combined Plan. Benefits are established by Ohio Revised Code Chapter 3307. The DB Plan offers an annual retirement allowance based on final average salary multiplied by a percentage that varies based on years of service. Effective August 1, 2015, the calculation will be 2.2% of final average salary for the five highest years of earnings multiplied by all years of service. Effective July 1, 2017, the cost-of-living adjustment was reduced to zero. Members are eligible to retire at age 60 with five years of qualifying service credit, or age 55 with 26 years of service, or 31 years of service regardless of age. Eligibility changes will be phased in until August 1, 2026, when retirement eligibility for unreduced benefits will be five years of service credit and age 65, or 35 years of service credit and at least age 60.

The DC Plan allows members to place all their member contributions and 9.53% of the 14% employer contributions into an investment account. Investment allocation decisions are determined by the member. The remaining 4.47% of the 14% employer rate is allocated to the defined benefit unfunded liability. A member is eligible to receive a retirement benefit at age 50 and termination of employment. The member may elect to receive a lifetime monthly annuity or a lump sum withdrawal.

**NELSONVILLE-YORK CITY SCHOOL DISTRICT
ATHENS COUNTY, OHIO**

NOTES TO THE BASIC FINANCIAL STATEMENTS
FOR THE FISCAL YEAR ENDED JUNE 30, 2019

NOTE 13 - DEFINED BENEFIT PENSION PLANS - (Continued)

The Combined Plan offers features of both the DB Plan and the DC Plan. In the Combined Plan, 12% of the 14% member rate goes to the DC Plan and the remaining 2% is applied to the DB Plan. Member contributions to the DC Plan are allocated among investment choices by the member, and contributions to the DB Plan from the employer and the member are used to fund the defined benefit payment at a reduced level from the regular DB Plan. The defined benefit portion of the Combined Plan payment is payable to a member on or after age 60 with five years of service. The defined contribution portion of the account may be taken as a lump sum payment or converted to a lifetime monthly annuity after termination of employment at age 50 or later.

New members who choose the DC Plan or Combined Plan will have another opportunity to reselect a permanent plan during their fifth year of membership. Members may remain in the same plan or transfer to another STRS plan. The optional annuitization of a member's defined contribution account or the defined contribution portion of a member's Combined Plan account to a lifetime benefit results in STRS bearing the risk of investment gain or loss on the account. STRS has therefore included all three plan options as one defined benefit plan for GASB 68 reporting purposes.

A DB or Combined Plan member with five or more years of credited service who is determined to be disabled may qualify for a disability benefit. Eligible survivors of members who die before service retirement may qualify for monthly benefits. New members on or after July 1, 2013, must have at least ten years of qualifying service credit to apply for disability benefits. Members in the DC Plan who become disabled are entitled only to their account balance. If a member of the DC Plan dies before retirement benefits begin, the member's designated beneficiary is entitled to receive the member's account balance.

Funding Policy - Employer and member contribution rates are established by the State Teachers Retirement Board and limited by Chapter 3307 of the Ohio Revised Code. For fiscal year 2019, plan members were required to contribute 14% of their annual covered salary. The District was required to contribute 14%; the entire 14% was the portion used to fund pension obligations. The fiscal year 2019 contribution rates were equal to the statutory maximum rates.

The District's contractually required contribution to STRS was \$899,519 for fiscal year 2019. Of this amount, \$147,147 is reported as pension and postemployment benefits payable.

Pension Liabilities, Pension Expense, and Deferred Outflows of Resources and Deferred Inflows of Resources Related to Pensions

The net pension liability was measured as of June 30, 2018, and the total pension liability used to calculate the net pension liability was determined by an actuarial valuation as of that date. The District's proportion of the net pension liability was based on the District's share of contributions to the pension plan relative to the projected contributions of all participating entities.

**NELSONVILLE-YORK CITY SCHOOL DISTRICT
ATHENS COUNTY, OHIO**

NOTES TO THE BASIC FINANCIAL STATEMENTS
FOR THE FISCAL YEAR ENDED JUNE 30, 2019

NOTE 13 - DEFINED BENEFIT PENSION PLANS - (Continued)

Following is information related to the proportionate share and pension expense:

	<u>SERS</u>	<u>STRS</u>	<u>Total</u>
Proportion of the net pension liability prior measurement date	0.05963940%	0.05227843%	
Proportion of the net pension liability current measurement date	<u>0.06283330%</u>	<u>0.05213919%</u>	
Change in proportionate share	<u>0.00319390%</u>	<u>-0.00013924%</u>	
Proportionate share of the net pension liability	\$ 3,598,579	\$ 11,464,237	\$ 15,062,816
Pension expense	\$ 371,820	\$ 1,192,328	\$ 1,564,148

At June 30, 2019, the District reported deferred outflows of resources and deferred inflows of resources related to pensions from the following sources:

	<u>SERS</u>	<u>STRS</u>	<u>Total</u>
Deferred outflows of resources			
Differences between expected and actual experience	\$ 197,360	\$ 264,632	\$ 461,992
Changes of assumptions	81,265	2,031,680	2,112,945
Difference between employer contributions and proportionate share of contributions/ change in proportionate share	152,422	212,589	365,011
Contributions subsequent to the measurement date	<u>296,487</u>	<u>899,519</u>	<u>1,196,006</u>
Total deferred outflows of resources	<u>\$ 727,534</u>	<u>\$ 3,408,420</u>	<u>\$ 4,135,954</u>
Deferred inflows of resources			
Differences between expected and actual experience	\$ -	\$ 74,869	\$ 74,869
Net difference between projected and actual earnings on pension plan investments	99,702	695,180	794,882
Difference between employer contributions and proportionate share of contributions/ change in proportionate share	<u>97,379</u>	<u>32,419</u>	<u>129,798</u>
Total deferred inflows of resources	<u>\$ 197,081</u>	<u>\$ 802,468</u>	<u>\$ 999,549</u>

\$1,196,006 reported as deferred outflows of resources related to pension resulting from District contributions subsequent to the measurement date will be recognized as a reduction of the net pension liability in the year ending June 30, 2020.

**NELSONVILLE-YORK CITY SCHOOL DISTRICT
ATHENS COUNTY, OHIO**

NOTES TO THE BASIC FINANCIAL STATEMENTS
FOR THE FISCAL YEAR ENDED JUNE 30, 2019

NOTE 13 - DEFINED BENEFIT PENSION PLANS - (Continued)

Other amounts reported as deferred outflows of resources and deferred inflows of resources related to pension will be recognized in pension expense as follows:

Fiscal Year Ending June 30:	SERS	STRS	Total
2020	\$ 322,555	\$ 1,074,297	\$ 1,396,852
2021	60,082	712,437	772,519
2022	(118,094)	76,529	(41,565)
2023	(30,577)	(156,830)	(187,407)
Total	<u>\$ 233,966</u>	<u>\$ 1,706,433</u>	<u>\$ 1,940,399</u>

Actuarial Assumptions - SERS

SERS' total pension liability was determined by their actuaries in accordance with GASB Statement No. 67, as part of their annual actuarial valuation for each defined benefit retirement plan. Actuarial valuations of an ongoing plan involve estimates of the value of reported amounts (e.g., salaries, credited service) and assumptions about the probability of occurrence of events far into the future (e.g., mortality, disabilities, retirements, employment termination). Actuarially determined amounts are subject to continual review and potential modifications, as actual results are compared with past expectations and new estimates are made about the future.

Projections of benefits for financial reporting purposes are based on the substantive plan (the plan as understood by the employers and plan members) and include the types of benefits provided at the time of each valuation and the historical pattern of sharing benefit costs between the employers and plan members to that point. The projection of benefits for financial reporting purposes does not explicitly incorporate the potential effects of legal or contractual funding limitations.

Actuarial calculations reflect a long-term perspective. For a newly hired employee, actuarial calculations will take into account the employee's entire career with the employer and also take into consideration the benefits, if any, paid to the employee after termination of employment until the death of the employee and any applicable contingent annuitant. In many cases actuarial calculations reflect several decades of service with the employer and the payment of benefits after termination.

Key methods and assumptions used in calculating the total pension liability in the latest actuarial valuation, prepared as of June 30, 2018, are presented below:

Wage inflation	3.00%
Future salary increases, including inflation	3.50% to 18.20%
COLA or ad hoc COLA	2.50%, on and after April 1, 2018, COLA's for future retirees will be delayed for three years following commencement
Investment rate of return	7.50% net of investments expense, including inflation
Actuarial cost method	Entry age normal (level percent of payroll)

For 2018, the mortality rates were based on the RP-2014 Blue Collar Mortality Table with fully generational projection and a five-year age set-back for both males and females. Mortality among service retired members, and beneficiaries were based upon the RP-2014 Blue Collar Mortality Table with fully generational projection with Scale BB, 120% of male rates, and 110% of female rates. Mortality among disabled members was based upon the RP-2000 Disabled Mortality Table, 90% for male rates and 100% for female rates, set back five years is used for the period after disability retirement.

**NELSONVILLE-YORK CITY SCHOOL DISTRICT
ATHENS COUNTY, OHIO**

NOTES TO THE BASIC FINANCIAL STATEMENTS
FOR THE FISCAL YEAR ENDED JUNE 30, 2019

NOTE 13 - DEFINED BENEFIT PENSION PLANS - (Continued)

The most recent experience study was completed for the five year period ended June 30, 2015.

The long-term return expectation for the Pension Plan Investments has been determined using a building-block approach and assumes a time horizon, as defined in SERS' *Statement of Investment Policy*. A forecasted rate of inflation serves as the baseline for the return expectation. Various real return premiums over the baseline inflation rate have been established for each asset class. The long-term expected nominal rate of return has been determined by calculating a weighted average of the expected real return premiums for each asset class, adding the projected inflation rate, and adding the expected return from rebalancing uncorrelated asset classes.

The target allocation and best estimates of arithmetic real rates of return for each major assets class are summarized in the following table:

<u>Asset Class</u>	<u>Target Allocation</u>	<u>Long Term Expected Real Rate of Return</u>
Cash	1.00 %	0.50 %
US Equity	22.50	4.75
International Equity	22.50	7.00
Fixed Income	19.00	1.50
Private Equity	10.00	8.00
Real Assets	15.00	5.00
Multi-Asset Strategies	10.00	3.00
Total	<u>100.00 %</u>	

Discount Rate - The total pension liability was calculated using the discount rate of 7.50%. The projection of cash flows used to determine the discount rate assumed the contributions from employers and from the members would be computed based on contribution requirements as stipulated by State statute. Projected inflows from investment earning were calculated using the long-term assumed investment rate of return (7.50%). Based on those assumptions, the plan's fiduciary net position was projected to be available to make all future benefit payments of current plan members. Therefore, the long-term expected rate of return on pension plan investments was applied to all periods of projected benefits to determine the total pension liability.

Sensitivity of the District's Proportionate Share of the Net Pension Liability to Changes in the Discount Rate - Net pension liability is sensitive to changes in the discount rate, and to illustrate the potential impact the following table presents the net pension liability calculated using the discount rate of 7.50%, as well as what each plan's net pension liability would be if it were calculated using a discount rate that is one percentage point lower (6.50%), or one percentage point higher (8.50%) than the current rate.

	<u>1% Decrease (6.50%)</u>	<u>Current Discount Rate (7.50%)</u>	<u>1% Increase (8.50%)</u>
District's proportionate share of the net pension liability	\$ 5,068,871	\$ 3,598,579	\$ 2,365,839

**NELSONVILLE-YORK CITY SCHOOL DISTRICT
ATHENS COUNTY, OHIO**

NOTES TO THE BASIC FINANCIAL STATEMENTS
FOR THE FISCAL YEAR ENDED JUNE 30, 2019

NOTE 13 - DEFINED BENEFIT PENSION PLANS - (Continued)

Actuarial Assumptions - STRS

Key methods and assumptions used in the latest actuarial valuation, reflecting experience study results used in the July 1, 2018, actuarial valuation are presented below:

	July 1, 2018
Inflation	2.50%
Projected salary increases	12.50% at age 20 to 2.50% at age 65
Investment rate of return	7.45%, net of investment expenses, including inflation
Payroll increases	3.00%
Cost-of-living adjustments (COLA)	0.0%, effective July 1, 2017

For the July 1, 2018, actuarial valuation, post-retirement mortality rates for healthy retirees are based on the RP-2014 Annuitant Mortality Table with 50% of rates through age 69, 70% of rates between ages 70 and 79, 90% of rates between ages 80 and 84, and 100% of rates thereafter, projected forward generationally using mortality improvement scale MP-2016. Post-retirement disabled mortality rates are based on the RP-2014 Disabled Mortality Table with 90% of rates for males and 100% of rates for females, projected forward generationally using mortality improvement scale MP-2016. Pre-retirement mortality rates are based on RP-2014 Employee Mortality Table, projected forward generationally using mortality improvement scale MP-2016.

Actuarial assumptions used in the July 1, 2018 valuation are based on the results of an actuarial experience study for the period July 1, 2011 through June 30, 2016.

STRS Ohio's investment consultant develops an estimate range for the investment return assumption based on the target allocation adopted by the Retirement Board. The target allocation and long-term expected rate of return for each major asset class are summarized as follows:

Asset Class	Target Allocation**	Long Term Expected Real Rate of Return *
Domestic Equity	28.00 %	7.35 %
International Equity	23.00	7.55
Alternatives	17.00	7.09
Fixed Income	21.00	3.00
Real Estate	10.00	6.00
Liquidity Reserves	1.00	2.25
Total	100.00 %	

*10-Year geometric nominal returns, which include the real rate of return and inflation of 2.25% and does not include investment expenses. Over a 30-year period, STRS' investment consultant indicates that the above target allocations should generate a return above the actuarial rate of return, without net value added by management.

**The Target Allocation percentage is effective as of July 1, 2017. Target weights will be phased in over a 24-month period concluding on July 1, 2019.

**NELSONVILLE-YORK CITY SCHOOL DISTRICT
ATHENS COUNTY, OHIO**

NOTES TO THE BASIC FINANCIAL STATEMENTS
FOR THE FISCAL YEAR ENDED JUNE 30, 2019

NOTE 13 - DEFINED BENEFIT PENSION PLANS - (Continued)

Discount Rate - The discount rate used to measure the total pension liability was 7.45% as of June 30, 2018. The projection of cash flows used to determine the discount rate assumes member and employer contributions will be made at the statutory contribution rates in accordance with rate increases described above. For this purpose, only employer contributions that are intended to fund benefits of current plan members and their beneficiaries are included. Projected employer contributions that are intended to fund the service costs of future plan members and their beneficiaries, as well as projected contributions from future plan members, are not included. Based on those assumptions, STRS' fiduciary net position was projected to be available to make all projected future benefit payments to current plan members as of June 30, 2018. Therefore, the long-term expected rate of return on pension plan investments of 7.45% was applied to all periods of projected benefit payment to determine the total pension liability as of June 30, 2018.

Sensitivity of the District's Proportionate Share of the Net Pension Liability to Changes in the Discount Rate - The following table presents the District's proportionate share of the net pension liability calculated using the current period discount rate assumption of 7.45%, as well as what the District's proportionate share of the net pension liability would be if it were calculated using a discount rate that is one-percentage-point lower (6.45%) or one-percentage-point higher (8.45%) than the current rate:

	1% Decrease (6.45%)	Current Discount Rate (7.45%)	1% Increase (8.45%)
District's proportionate share of the net pension liability	\$ 16,742,009	\$ 11,464,237	\$ 6,997,319

NOTE 14 - DEFINED BENEFIT OPEB PLANS

Net OPEB Liability/Asset

The net OPEB liability/asset reported on the statement of net position represents a liability/asset to employees for OPEB. OPEB is a component of exchange transactions—between an employer and its employees—of salaries and benefits for employee services. OPEB are provided to an employee—on a deferred-payment basis—as part of the total compensation package offered by an employer for employee services each financial period. The obligation to sacrifice resources for OPEB is a present obligation because it was created as a result of employment exchanges that already have occurred.

The net OPEB liability/asset represents the District's proportionate share of each OPEB plan's collective actuarial present value of projected benefit payments attributable to past periods of service, net of each OPEB plan's fiduciary net position. The net OPEB liability/asset calculation is dependent on critical long-term variables, including estimated average life expectancies, earnings on investments, cost of living adjustments and others. While these estimates use the best information available, unknowable future events require adjusting these estimates annually.

The Ohio Revised Code limits the District's obligation for this liability to annually required payments. The District cannot control benefit terms or the manner in which OPEB are financed; however, the District does receive the benefit of employees' services in exchange for compensation including OPEB.

GASB 75 assumes the liability is solely the obligation of the employer, because they benefit from employee services. OPEB contributions come from these employers and health care plan enrollees which pay a portion of the health care costs in the form of a monthly premium. The Ohio Revised Code permits, but does not require the retirement systems to provide healthcare to eligible benefit recipients. Any change to benefits or funding could significantly affect the net OPEB liability/asset. Resulting adjustments to the net OPEB liability/asset would be effective when the changes are legally enforceable. The retirement systems may allocate a portion of the employer contributions to provide for these OPEB benefits.

**NELSONVILLE-YORK CITY SCHOOL DISTRICT
ATHENS COUNTY, OHIO**

NOTES TO THE BASIC FINANCIAL STATEMENTS
FOR THE FISCAL YEAR ENDED JUNE 30, 2019

NOTE 14 - DEFINED BENEFIT OPEB PLANS - (Continued)

The proportionate share of each plan's unfunded benefits is presented as a long-term *net OPEB liability* or *net OPEB asset* on the accrual basis of accounting. Any liability for the contractually-required OPEB contribution outstanding at the end of the year is included in *pension and postemployment benefits payable* on both the accrual and modified accrual bases of accounting.

Plan Description - School Employees Retirement System (SERS)

Health Care Plan Description - The District contributes to the SERS Health Care Fund, administered by SERS for non-certificated retirees and their beneficiaries. For GASB 75 purposes, this plan is considered a cost-sharing other postemployment benefit (OPEB) plan. SERS' Health Care Plan provides healthcare benefits to eligible individuals receiving retirement, disability, and survivor benefits, and to their eligible dependents. Members who retire after June 1, 1986, need 10 years of service credit, exclusive of most types of purchased credit, to qualify to participate in SERS' health care coverage. In addition to age and service retirees, disability benefit recipients and beneficiaries who are receiving monthly benefits due to the death of a member or retiree, are eligible for SERS' health care coverage. Most retirees and dependents choosing SERS' health care coverage are over the age of 65 and therefore enrolled in a fully insured Medicare Advantage plan; however, SERS maintains a traditional, self-insured preferred provider organization for its non-Medicare retiree population. For both groups, SERS offers a self-insured prescription drug program. Health care is a benefit that is permitted, not mandated, by statute. The financial report of the Plan is included in the SERS Comprehensive Annual Financial Report which can be obtained on SERS' website at www.ohsers.org under Employers/Audit Resources.

Access to health care for retirees and beneficiaries is permitted in accordance with Section 3309 of the Ohio Revised Code. The Health Care Fund was established and is administered in accordance with Internal Revenue Code Section 105(e). SERS' Retirement Board reserves the right to change or discontinue any health plan or program. Active employee members do not contribute to the Health Care Plan. The SERS Retirement Board established the rules for the premiums paid by the retirees for health care coverage for themselves and their dependents or for their surviving beneficiaries. Premiums vary depending on the plan selected, qualified years of service, Medicare eligibility, and retirement status.

Funding Policy - State statute permits SERS to fund the health care benefits through employer contributions. Each year, after the allocation for statutorily required pensions and benefits, the Retirement Board may allocate the remainder of the employer contribution of 14% of covered payroll to the Health Care Fund in accordance with the funding policy. For fiscal year 2019, 0.5% of covered payroll was made to health care. An additional health care surcharge on employers is collected for employees earning less than an actuarially determined minimum compensation amount, pro-rated if less than a full year of service credit was earned. For fiscal year 2019, this amount was \$21,600. Statutes provide that no employer shall pay a health care surcharge greater than 2% of that employer's SERS-covered payroll; nor may SERS collect in aggregate more than 1.5% of the total statewide SERS-covered payroll for the health care surcharge. For fiscal year 2019, the District's surcharge obligation was \$34,339.

The surcharge added to the allocated portion of the 14% employer contribution rate is the total amount assigned to the Health Care Fund. The District's contractually required contribution to SERS was \$45,320 for fiscal year 2019. Of this amount, \$35,946 is reported as pension and postemployment benefits payable.

Plan Description - State Teachers Retirement System (STRS)

Plan Description - The State Teachers Retirement System of Ohio (STRS) administers a cost-sharing Health Plan administered for eligible retirees who participated in the defined benefit or combined pension plans offered by STRS. Ohio law authorizes STRS to offer this plan. Benefits include hospitalization, physicians' fees, prescription drugs and partial reimbursement of monthly Medicare Part B premiums. Medicare Part B premium reimbursements will be discontinued effective January 1, 2020. The Plan is included in the report of STRS which can be obtained by visiting www.strsoh.org or by calling (888) 227-7877.

**NELSONVILLE-YORK CITY SCHOOL DISTRICT
ATHENS COUNTY, OHIO**

NOTES TO THE BASIC FINANCIAL STATEMENTS
FOR THE FISCAL YEAR ENDED JUNE 30, 2019

NOTE 14 - DEFINED BENEFIT OPEB PLANS - (Continued)

Funding Policy – Ohio Revised Code Chapter 3307 authorizes STRS to offer the Plan and gives the Retirement Board discretionary authority over how much, if any, of the health care costs will be absorbed by STRS. Active employee members do not contribute to the Health Care Plan. Nearly all health care plan enrollees, for the most recent year, pay a portion of the health care costs in the form of a monthly premium. Under Ohio law, funding for post-employment health care may be deducted from employer contributions, currently 14% of covered payroll. For the fiscal year ended June 30, 2019, STRS did not allocate any employer contributions to post-employment health care.

OPEB Liabilities/Assets, OPEB Expense, and Deferred Outflows of Resources and Deferred Inflows of Resources Related to OPEB

The net OPEB liability/asset was measured as of June 30, 2018, and the total OPEB liability/asset used to calculate the net OPEB liability/asset was determined by an actuarial valuation as of that date. The District's proportion of the net OPEB liability/asset was based on the District's share of contributions to the respective retirement systems relative to the contributions of all participating entities. Following is information related to the proportionate share and OPEB expense:

	<u>SERS</u>	<u>STRS</u>	<u>Total</u>
Proportion of the net OPEB liability prior measurement date	0.06031000%	0.05227843%	
Proportion of the net OPEB liability/asset current measurement date	<u>0.06370420%</u>	<u>0.05213919%</u>	
Change in proportionate share	<u>0.00339420%</u>	<u>-0.00013924%</u>	
Proportionate share of the net OPEB liability	\$ 1,767,327	\$ -	\$ 1,767,327
Proportionate share of the net OPEB asset	\$ -	\$ (837,823)	\$ (837,823)
OPEB expense	\$ 72,211	\$ (1,815,888)	\$ (1,743,677)

At June 30, 2019, the District reported deferred outflows of resources and deferred inflows of resources related to OPEB from the following sources:

	<u>SERS</u>	<u>STRS</u>	<u>Total</u>
Deferred outflows of resources			
Differences between expected and actual experience	\$ 28,848	\$ 97,859	\$ 126,707
Difference between employer contributions and proportionate share of contributions/ change in proportionate share	68,351	10,789	79,140
Contributions subsequent to the measurement date	<u>45,320</u>	<u>-</u>	<u>45,320</u>
Total deferred outflows of resources	<u>\$ 142,519</u>	<u>\$ 108,648</u>	<u>\$ 251,167</u>

**NELSONVILLE-YORK CITY SCHOOL DISTRICT
ATHENS COUNTY, OHIO**

NOTES TO THE BASIC FINANCIAL STATEMENTS
FOR THE FISCAL YEAR ENDED JUNE 30, 2019

NOTE 14 - DEFINED BENEFIT OPEB PLANS - (Continued)

	<u>SERS</u>	<u>STRS</u>	<u>Total</u>
Deferred inflows of resources			
Differences between expected and actual experience	\$ -	\$ 48,814	\$ 48,814
Net difference between projected and actual earnings on pension plan investments	2,651	95,715	98,366
Changes of assumptions	158,780	1,141,602	1,300,382
Difference between employer contributions and proportionate share of contributions/ change in proportionate share	<u>48,694</u>	<u>4,960</u>	<u>53,654</u>
Total deferred inflows of resources	<u>\$ 210,125</u>	<u>\$ 1,291,091</u>	<u>\$ 1,501,216</u>

\$45,320 reported as deferred outflows of resources related to OPEB resulting from District contributions subsequent to the measurement date will be recognized as a reduction of the net OPEB liability/asset in the year ending June 30, 2020. Other amounts reported as deferred outflows of resources and deferred inflows of resources related to OPEB will be recognized in OPEB expense as follows:

	<u>SERS</u>	<u>STRS</u>	<u>Total</u>
Fiscal Year Ending June 30:			
2020	\$ (79,654)	\$ (211,413)	\$ (291,067)
2021	(58,905)	(211,413)	(270,318)
2022	6,797	(211,413)	(204,616)
2023	7,922	(189,678)	(181,756)
2024	7,740	(182,055)	(174,315)
Thereafter	<u>3,174</u>	<u>(176,471)</u>	<u>(173,297)</u>
Total	<u>\$ (112,926)</u>	<u>\$ (1,182,443)</u>	<u>\$ (1,295,369)</u>

Actuarial Assumptions - SERS

The total OPEB liability is determined by SERS' actuaries in accordance with GASB Statement No. 74, as part of their annual actuarial valuation for each retirement plan. Actuarial valuations of an ongoing plan involve estimates of the value of reported amounts (e.g., salaries, credited service) and assumptions about the probability of occurrence of events far into the future (e.g., mortality, disabilities, retirements, employment terminations). Actuarially determined amounts are subject to continual review and potential modifications, as actual results are compared with past expectations and new estimates are made about the future.

Projections of benefits for financial reporting purposes are based on the substantive plan (the plan as understood by the employers and plan members) and include the types of benefits provided at the time of each valuation and the historical pattern of sharing benefit costs between the employers and plan members to that point. The projection of benefits for financial reporting purposes does not explicitly incorporate the potential effects of legal or contractual funding limitations.

Actuarial calculations reflect a long-term perspective. For a newly hired employee, actuarial calculations will take into account the employee's entire career with the employer and also take into consideration the benefits, if any, paid to the employee after termination of employment until the death of the employee and any applicable contingent annuitant. In many cases, actuarial calculations reflect several decades of service with the employer and the payment of benefits after termination.

**NELSONVILLE-YORK CITY SCHOOL DISTRICT
ATHENS COUNTY, OHIO**

NOTES TO THE BASIC FINANCIAL STATEMENTS
FOR THE FISCAL YEAR ENDED JUNE 30, 2019

NOTE 14 - DEFINED BENEFIT OPEB PLANS - (Continued)

Key methods and assumptions used in calculating the total OPEB liability in the latest actuarial valuation date of June 30, 2018, are presented below:

Wage inflation	3.00%
Future salary increases, including inflation	3.50% to 18.20%
Investment rate of return	7.50% net of investments expense, including inflation
Municipal bond index rate:	
Measurement date	3.62%
Prior measurement date	3.56%
Single equivalent interest rate, net of plan investment expense, including price inflation:	
Measurement date	3.70%
Prior measurement date	3.63%
Medical trend assumption:	
Medicare	5.375 to 4.75%
Pre-Medicare	7.25 to 4.75%

Mortality rates were based on the RP-2014 Blue Collar Mortality Table with fully generational projection and Scale BB, 120% of male rates and 110% of female rates. RP-2000 Disabled Mortality Table with 90% for male rates and 100% for female rates set back five years.

The most recent experience study was completed for the five year period ended June 30, 2015.

The long-term expected rate of return on plan assets is reviewed as part of the actuarial five-year experience study. The most recent study covers fiscal years 2010 through 2015, and was adopted by the Board on April 21, 2016. Several factors are considered in evaluating the long-term rate of return assumption including long-term historical data, estimates inherent in current market data, and a log-normal distribution analysis in which best-estimate ranges of expected future real rates of return were developed by the investment consultant for each major asset class. These ranges were combined to produce the long-term expected rate of return, 7.50%, by weighting the expected future real rates of return by the target asset allocation percentage and then adding expected inflation. The capital market assumptions developed by the investment consultant are intended for use over a 10-year horizon and may not be useful in setting the long-term rate of return for funding pension plans which covers a longer timeframe. The assumption is intended to be a long-term assumption and is not expected to change absent a significant change in the asset allocation, a change in the inflation assumption, or a fundamental change in the market that alters expected returns in future years.

**NELSONVILLE-YORK CITY SCHOOL DISTRICT
ATHENS COUNTY, OHIO**

NOTES TO THE BASIC FINANCIAL STATEMENTS
FOR THE FISCAL YEAR ENDED JUNE 30, 2019

NOTE 14 - DEFINED BENEFIT OPEB PLANS - (Continued)

The target asset allocation and best estimates of arithmetic real rates of return for each major asset class, as used in the June 30, 2015 five-year experience study, are summarized as follows:

Asset Class	Target Allocation	Long-Term Expected Real Rate of Return
Cash	1.00 %	0.50 %
US Equity	22.50	4.75
International Equity	22.50	7.00
Fixed Income	19.00	1.50
Private Equity	10.00	8.00
Real Assets	15.00	5.00
Multi-Asset Strategies	10.00	3.00
Total	<u>100.00 %</u>	

Discount Rate - The discount rate used to measure the total OPEB liability at June 30, 2018 was 3.70%. The discount rate used to measure total OPEB liability prior to June 30, 2018 was 3.63%. The projection of cash flows used to determine the discount rate assumed that contributions will be made from members and the System at the state statute contribution rate of 2.00% of projected covered employee payroll each year, which includes a 1.50% payroll surcharge and 0.50% of contributions from the basic benefits plan. Based on these assumptions, the OPEB plan's fiduciary net position was projected to become insufficient to make future benefit payments during the fiscal year ending June 30, 2026. Therefore, the long-term expected rate of return on OPEB plan assets was used to present value the projected benefit payments through the fiscal year ending June 30, 2025 and the Fidelity General Obligation 20-year Municipal Bond Index rate of 3.62%, as of June 30, 2018 (i.e. municipal bond rate), was used to present value the projected benefit payments for the remaining years in the projection. A municipal bond rate of 3.56% was used as of June 30, 2017. The total present value of projected benefit payments from all years was then used to determine the single rate of return that was used as the discount rate. The projection of future benefit payments for all current plan members was until the benefit payments ran out.

Sensitivity of the District's Proportionate Share of the Net OPEB Liability to Changes in the Discount Rate and Changes in the Health Care Cost Trend Rates - The net OPEB liability is sensitive to changes in the discount rate and the health care cost trend rate. The following table presents the net OPEB liability of SERS, what SERS' net OPEB liability would be if it were calculated using a discount rate that is 1 percentage point lower (2.70%) and higher (4.70%) than the current discount rate (3.70%). Also shown is what SERS' net OPEB liability would be based on health care cost trend rates that are 1 percentage point lower (6.25% decreasing to 3.75%) and higher (8.25% decreasing to 5.75%) than the current rate.

	1% Decrease (2.70%)	Current Discount Rate (3.70%)	1% Increase (4.70%)
District's proportionate share of the net OPEB liability	\$ 2,144,512	\$ 1,767,327	\$ 1,468,667
	1% Decrease (6.25 % decreasing to 3.75 %)	Current Trend Rate (7.25 % decreasing to 4.75 %)	1% Increase (8.25 % decreasing to 5.75 %)
District's proportionate share of the net OPEB liability	\$ 1,425,908	\$ 1,767,327	\$ 2,219,426

**NELSONVILLE-YORK CITY SCHOOL DISTRICT
ATHENS COUNTY, OHIO**

NOTES TO THE BASIC FINANCIAL STATEMENTS
FOR THE FISCAL YEAR ENDED JUNE 30, 2019

NOTE 14 - DEFINED BENEFIT OPEB PLANS - (Continued)

Actuarial Assumptions - STRS

Key methods and assumptions used in the latest actuarial valuation, reflecting experience study results used in the July 1, 2018, actuarial valuation, compared with July 1, 2017, are presented below:

	July 1, 2018	July 1, 2017
Inflation	2.50%	2.50%
Projected salary increases	12.50% at age 20 to 2.50% at age 65	12.50% at age 20 to 2.50% at age 65
Investment rate of return	7.45%, net of investment expenses, including inflation	7.45%, net of investment expenses, including inflation
Payroll increases	3.00%	3.00%
Cost-of-living adjustments (COLA)	0.00%	0.00%, effective July 1, 2017
Discounted rate of return	7.45%	N/A
Blended discount rate of return	N/A	4.13%
Health care cost trends		6 to 11% initial, 4.50% ultimate
	Initial	Ultimate
Medical		
Pre-Medicare	6.00%	4.00%
Medicare	5.00%	4.00%
Prescription Drug		
Pre-Medicare	8.00%	4.00%
Medicare	-5.23%	4.00%

Projections of benefits include the historical pattern of sharing benefit costs between the employers and retired plan members.

For healthy retirees the mortality rates are based on the RP-2014 Annuitant Mortality Table with 50% of rates through age 69, 70% of rates between ages 70 and 79, 90% of rates between ages 80 and 84, and 100% of rates thereafter, projected forward generationally using mortality improvement scale MP-2016. For disabled retirees, mortality rates are based on the RP-2014 Disabled Mortality Table with 90% of rates for males and 100% of rates for females, projected forward generationally using mortality improvement scale MP-2016.

Actuarial assumptions used in the June 30, 2018, valuation are based on the results of an actuarial experience study for the period July 1, 2011 through June 30, 2016.

Assumption Changes Since the Prior Measurement Date - The discount rate was increased from the blended rate of 4.13% to the long-term expected rate of return of 7.45% based on the methodology defined under GASB Statement No. 74, Financial Reporting for Postemployment Benefit Plans Other Than Pension Plans (OPEB). Valuation year per capita health care costs were updated.

Benefit Term Changes Since the Prior Measurement Date - The subsidy multiplier for non-Medicare benefit recipients was increased from 1.90% to 1.944% per year of service effective January 1, 2019. The non-Medicare frozen subsidy base premium was increased effective January 1, 2019 and all remaining Medicare Part B premium reimbursements will be discontinued beginning January 1, 2020.

**NELSONVILLE-YORK CITY SCHOOL DISTRICT
ATHENS COUNTY, OHIO**

NOTES TO THE BASIC FINANCIAL STATEMENTS
FOR THE FISCAL YEAR ENDED JUNE 30, 2019

NOTE 14 - DEFINED BENEFIT OPEB PLANS - (Continued)

STRS' investment consultant develops an estimate range for the investment return assumption based on the target allocation adopted by the Retirement Board. The target allocation and long-term expected rate of return for each major asset class are summarized as follows:

<u>Asset Class</u>	<u>Target Allocation**</u>	<u>Long Term Expected Real Rate of Return *</u>
Domestic Equity	28.00 %	7.35 %
International Equity	23.00	7.55
Alternatives	17.00	7.09
Fixed Income	21.00	3.00
Real Estate	10.00	6.00
Liquidity Reserves	1.00	2.25
Total	<u>100.00 %</u>	

*10-Year geometric nominal returns, which include the real rate of return and inflation of 2.25% and does not include investment expenses. Over a 30-year period, STRS' investment consultant indicates that the above target allocations should generate a return above the actuarial rate of return, without net value added by management.

** The Target Allocation percentage is effective as of July 1, 2017. Target weights will be phased in over a 24-month period concluding on July 1, 2019.

Discount Rate - The discount rate used to measure the total OPEB asset was 7.45% as of June 30, 2018. A discount rate used to measure the total OPEB liability was 4.13% as of June 30, 2017. The projection of cash flows used to determine the discount rate assumes STRS Ohio continues to allocate no employer contributions to the health care fund. Based on these assumptions, the OPEB plan's fiduciary net position was projected to be available to make all projected future benefit payments to current plan members. Therefore, the long-term expected rate of return on health care plan investments of 7.45% was used to measure the total OPEB asset as of June 30, 2018.

Sensitivity of the District's Proportionate Share of the Net OPEB Asset to Changes in the Discount and Health Care Cost Trend Rate - The following table represents the net OPEB asset as of June 30, 2018, calculated using the current period discount rate assumption of 7.45%, as well as what the net OPEB asset would be if it were calculated using a discount rate that is one percentage point lower (6.45%) or one percentage point higher (8.45%) than the current assumption. Also shown is the net OPEB asset as if it were calculated using health care cost trend rates that are one percentage point lower or one percentage point higher than the current health care cost trend rates.

	<u>1% Decrease (6.45%)</u>	<u>Current Discount Rate (7.45%)</u>	<u>1% Increase (8.45%)</u>
	District's proportionate share of the net OPEB asset	\$ 718,093	\$ 837,823

	<u>1% Decrease</u>	<u>Current Trend Rate</u>	<u>1% Increase</u>
	District's proportionate share of the net OPEB asset	\$ 932,771	\$ 837,823

**NELSONVILLE-YORK CITY SCHOOL DISTRICT
ATHENS COUNTY, OHIO**

NOTES TO THE BASIC FINANCIAL STATEMENTS
FOR THE FISCAL YEAR ENDED JUNE 30, 2019

NOTE 15 - BUDGETARY BASIS OF ACCOUNTING

While reporting financial position, results of operations, and changes in fund balance on the basis of accounting principles generally accepted in the United States of America (GAAP), the budgetary basis as provided by law is based upon accounting for certain transactions on a basis of cash receipts and disbursements.

The statement of revenue, expenditures and changes in fund balance - budget and actual (non-GAAP budgetary basis) presented for the general fund is presented on the budgetary basis to provide a meaningful comparison of actual results with the budget. The major differences between the budget basis and the GAAP basis are that:

- (a) Revenues and other financing sources are recorded when received in cash (budget basis) as opposed to when susceptible to accrual (GAAP basis);
- (b) Expenditures and other financing uses are recorded when paid in cash (budget basis) as opposed to when the liability is incurred (GAAP basis);
- (c) In order to determine compliance with Ohio law, and to reserve that portion of the applicable appropriation, total outstanding encumbrances (budget basis) are recorded as the equivalent of an expenditure, as opposed to assigned or committed fund balance for that portion of outstanding encumbrances not already recognized as an account payable (GAAP basis);
- (d) Investments are reported at fair value (GAAP basis) rather than cost (budget basis); and,
- (e) Some funds are included in the general fund (GAAP basis) but have separate legally adopted budgets (budget basis).

The adjustments necessary to convert the results of operations for the year on the budget basis to the GAAP basis for the general fund is as follows:

Net Change in Fund Balance

	<u>General fund</u>
Budget basis	\$ (363,210)
Net adjustment for revenue accruals	126,397
Net adjustment for expenditure accruals	(37,078)
Net adjustment for other sources/uses	197,525
Funds budgeted elsewhere	1,828
Adjustment for encumbrances	361,463
GAAP basis	\$ 286,925

Certain funds that are legally budgeted in separate special revenue funds are considered part of the general fund on a GAAP basis. This includes the public-school support fund and uniform school supplies fund.

**NELSONVILLE-YORK CITY SCHOOL DISTRICT
ATHENS COUNTY, OHIO**

NOTES TO THE BASIC FINANCIAL STATEMENTS
FOR THE FISCAL YEAR ENDED JUNE 30, 2019

NOTE 16 - SET-ASIDES

The District is required by State law to annually set-aside certain general fund revenue amounts, as defined by statutory formula, for the acquisition and construction of capital improvements. Amounts not spent by the end of the fiscal year or offset by similarly restricted resources received during the year must be held in cash at fiscal year-end. This amount must be carried forward to be used for the same purpose in future years. Expenditures exceeding the set-aside requirement may not be carried forward to the next fiscal year.

The following cash-basis information describes the change in the fiscal year-end set-aside amount for capital improvements. Disclosure of this information is required by State statute.

	<u>Capital Improvements</u>
Set-aside balance June 30, 2018	\$ -
Current year set-aside requirement	215,330
Current year qualifying expenditures	(446,782)
Current year offsets	<u>(45,351)</u>
Total	<u>\$ (276,803)</u>
Balance carried forward to fiscal year 2020	<u>\$ -</u>
Set-aside balance June 30, 2019	<u>\$ -</u>

NOTE 17 - CONTINGENCIES

A. Grants

The District receives significant financial assistance from numerous Federal, State and local agencies in the form of grants. The disbursement of funds received under these programs generally requires compliance with terms and conditions specified in the grant agreements and are subject to audit by the grantor agencies. Any disallowed claims resulting from such audits could become a liability of the District. However, in the opinion of management, any such disallowed claims will not have a material effect on the financial position of the District.

B. Litigation

The District is not a party to legal proceedings that, in the opinion of management, would have a material adverse effect on the financial statements.

NOTE 18 - OTHER COMMITMENTS

The District utilizes encumbrance accounting as part of its budgetary controls. Encumbrances outstanding at year end may be reported as part of restricted, committed, or assigned classifications of fund balance. At year end, the District's commitments for encumbrances in the governmental funds were as follows:

	<u>Year-End Encumbrances</u>
<u>Fund</u>	
General fund	\$ 349,392
Other governmental	<u>97,654</u>
Total	<u>\$ 447,046</u>

**NELSONVILLE-YORK CITY SCHOOL DISTRICT
ATHENS COUNTY, OHIO**

NOTES TO THE BASIC FINANCIAL STATEMENTS
FOR THE FISCAL YEAR ENDED JUNE 30, 2019

NOTE 19 - CONTRACTUAL COMMITMENTS

As of June 30, 2019, the District had contractual commitments for the following project:

Nelsonville York Roof Replacement and District Heating & Cooling Systems

Contractor	Contractual Commitments	Amount Paid as of 6/30/2019	Amount Remaining on Contracts
Cotterman & Company	\$ 516,965	\$ -	\$ 516,965
Juice Technologies LLC	194,485	117,086	77,399
Total	\$ 711,450	\$ 117,086	\$ 594,364

NOTE 20 - IMPAIRMENT OF CAPITAL ASSETS

During fiscal year 2019, the District sustained damage to the elementary school roof due to wind damage. The roof had a cost and accumulated depreciation of \$352,104 and \$66,020, respectively, at the time of impairment. The cost to restore the roof back to a normal, usable condition is quoted at \$516,965. As of June 30, 2019, the District expects to receive \$223,520 in insurance proceeds during fiscal year 2020. A loss for the impairment of the roof in the amount of \$62,564 has been included as the extraordinary loss on wind damage, net of insurance recovery on the statement of activities (See Note 2.T).

REQUIRED SUPPLEMENTARY INFORMATION

**NELSONVILLE-YORK CITY SCHOOL DISTRICT
ATHENS COUNTY, OHIO**

SCHEDULES OF REQUIRED SUPPLEMENTARY INFORMATION

SCHEDULE OF THE DISTRICT'S PROPORTIONATE SHARE OF
THE NET PENSION LIABILITY
SCHOOL EMPLOYEES RETIREMENT SYSTEM (SERS) OF OHIO

LAST SIX FISCAL YEARS

	<u>2019</u>	<u>2018</u>	<u>2017</u>	<u>2016</u>
District's proportion of the net pension liability	0.06283330%	0.05963940%	0.06292720%	0.05981070%
District's proportionate share of the net pension liability	\$ 3,598,579	\$ 3,563,322	\$ 4,605,690	\$ 3,412,857
District's covered payroll	\$ 2,102,467	\$ 1,945,943	\$ 2,058,621	\$ 1,800,615
District's proportionate share of the net pension liability as a percentage of its covered payroll	171.16%	183.12%	223.73%	189.54%
Plan fiduciary net position as a percentage of the total pension liability	71.36%	69.50%	62.98%	69.16%

Note: Information prior to 2014 was unavailable. Schedule is intended to show information for 10 years. Additional years will be displayed as they become available.

Amounts presented for each fiscal year were determined as of the District's measurement date which is the prior year-end.

SEE ACCOMPANYING NOTES TO THE REQUIRED SUPPLEMENTARY INFORMATION

<u>2015</u>	<u>2014</u>
0.05776500%	0.05776500%
\$ 2,923,454	\$ 3,435,099
\$ 1,678,543	\$ 1,619,595
174.17%	212.10%
71.70%	65.52%

**NELSONVILLE-YORK CITY SCHOOL DISTRICT
ATHENS COUNTY, OHIO**

SCHEDULES OF REQUIRED SUPPLEMENTARY INFORMATION

SCHEDULE OF THE DISTRICT'S PROPORTIONATE SHARE OF
THE NET PENSION LIABILITY
STATE TEACHERS RETIREMENT SYSTEM (STRS) OF OHIO

LAST SIX FISCAL YEARS

	<u>2019</u>	<u>2018</u>	<u>2017</u>	<u>2016</u>
District's proportion of the net pension liability	0.05213919%	0.05227843%	0.05199601%	0.05093840%
District's proportionate share of the net pension liability	\$ 11,464,237	\$ 12,418,853	\$ 17,404,632	\$ 14,077,884
District's covered payroll	\$ 5,981,207	\$ 5,807,371	\$ 5,505,664	\$ 5,395,379
District's proportionate share of the net pension liability as a percentage of its covered payroll	191.67%	213.85%	316.12%	260.92%
Plan fiduciary net position as a percentage of the total pension liability	77.31%	75.30%	66.80%	72.10%

Note: Information prior to 2014 was unavailable. Schedule is intended to show information for 10 years. Additional years will be displayed as they become available.

Amounts presented for each fiscal year were determined as of the District's measurement date which is the prior year-end.

SEE ACCOMPANYING NOTES TO THE REQUIRED SUPPLEMENTARY INFORMATION

<u>2015</u>	<u>2014</u>
0.05028375%	0.05028375%
\$ 12,230,748	\$ 14,569,187
\$ 5,137,608	\$ 5,529,531
238.06%	263.48%
74.70%	69.30%

**NELSONVILLE-YORK CITY SCHOOL DISTRICT
ATHENS COUNTY, OHIO**

SCHEDULES OF REQUIRED SUPPLEMENTARY INFORMATION

SCHEDULE OF THE DISTRICT PENSION CONTRIBUTIONS
SCHOOL EMPLOYEES RETIREMENT SYSTEM (SERS) OF OHIO

LAST TEN FISCAL YEARS

	<u>2019</u>	<u>2018</u>	<u>2017</u>	<u>2016</u>
Contractually required contribution	\$ 296,487	\$ 283,833	\$ 272,432	\$ 288,207
Contributions in relation to the contractually required contribution	<u>(296,487)</u>	<u>(283,833)</u>	<u>(272,432)</u>	<u>(288,207)</u>
Contribution deficiency (excess)	<u>\$ -</u>	<u>\$ -</u>	<u>\$ -</u>	<u>\$ -</u>
District's covered payroll	\$ 2,196,200	\$ 2,102,467	\$ 1,945,943	\$ 2,058,621
Contributions as a percentage of covered payroll	13.50%	13.50%	14.00%	14.00%

SEE ACCOMPANYING NOTES TO THE REQUIRED SUPPLEMENTARY INFORMATION

<u>2015</u>	<u>2014</u>	<u>2013</u>	<u>2012</u>	<u>2011</u>	<u>2010</u>
\$ 237,321	\$ 232,646	\$ 224,152	\$ 227,968	\$ 229,505	\$ 247,916
<u>(237,321)</u>	<u>(232,646)</u>	<u>(224,152)</u>	<u>(227,968)</u>	<u>(229,505)</u>	<u>(247,916)</u>
<u>\$ -</u>	<u>\$ -</u>	<u>\$ -</u>	<u>\$ -</u>	<u>\$ -</u>	<u>\$ -</u>
\$ 1,800,615	\$ 1,678,543	\$ 1,619,595	\$ 1,694,929	\$ 1,825,815	\$ 1,830,990
13.18%	13.86%	13.84%	13.45%	12.57%	13.54%

**NELSONVILLE-YORK CITY SCHOOL DISTRICT
ATHENS COUNTY, OHIO**

SCHEDULES OF REQUIRED SUPPLEMENTARY INFORMATION

SCHEDULE OF THE DISTRICT PENSION CONTRIBUTIONS
STATE TEACHERS RETIREMENT SYSTEM (STRS) OF OHIO

LAST TEN FISCAL YEARS

	<u>2019</u>	<u>2018</u>	<u>2017</u>	<u>2016</u>
Contractually required contribution	\$ 899,519	\$ 837,369	\$ 813,032	\$ 770,793
Contributions in relation to the contractually required contribution	<u>(899,519)</u>	<u>(837,369)</u>	<u>(813,032)</u>	<u>(770,793)</u>
Contribution deficiency (excess)	<u>\$ -</u>	<u>\$ -</u>	<u>\$ -</u>	<u>\$ -</u>
District's covered payroll	\$ 6,425,136	\$ 5,981,207	\$ 5,807,371	\$ 5,505,664
Contributions as a percentage of covered payroll	14.00%	14.00%	14.00%	14.00%

SEE ACCOMPANYING NOTES TO THE REQUIRED SUPPLEMENTARY INFORMATION

<u>2015</u>	<u>2014</u>	<u>2013</u>	<u>2012</u>	<u>2011</u>	<u>2010</u>
\$ 755,353	\$ 667,889	\$ 718,839	\$ 736,701	\$ 739,552	\$ 667,820
<u>(755,353)</u>	<u>(667,889)</u>	<u>(718,839)</u>	<u>(736,701)</u>	<u>(739,552)</u>	<u>(667,820)</u>
<u>\$ -</u>	<u>\$ -</u>	<u>\$ -</u>	<u>\$ -</u>	<u>\$ -</u>	<u>\$ -</u>
\$ 5,395,379	\$ 5,137,608	\$ 5,529,531	\$ 5,666,931	\$ 5,688,862	\$ 5,137,077
14.00%	13.00%	13.00%	13.00%	13.00%	13.00%

**NELSONVILLE-YORK CITY SCHOOL DISTRICT
ATHENS COUNTY, OHIO**

SCHEDULES OF REQUIRED SUPPLEMENTARY INFORMATION
SCHEDULE OF THE DISTRICT'S PROPORTIONATE SHARE OF
THE NET OPEB LIABILITY
SCHOOL EMPLOYEES RETIREMENT SYSTEM (SERS) OF OHIO

LAST THREE FISCAL YEARS

	<u>2019</u>	<u>2018</u>	<u>2017</u>
District's proportion of the net OPEB liability	0.06370420%	0.06031000%	0.06370316%
District's proportionate share of the net OPEB liability	\$ 1,767,327	\$ 1,618,562	\$ 1,815,776
District's covered payroll	\$ 2,102,467	\$ 1,945,943	\$ 2,058,621
District's proportionate share of the net OPEB liability as a percentage of its covered payroll	84.06%	83.18%	88.20%
Plan fiduciary net position as a percentage of the total OPEB liability	13.57%	12.46%	11.49%

Note: Information prior to 2017 was unavailable. Schedule is intended to show information for 10 years. Additional years will be displayed as they become available.

Amounts presented for each fiscal year were determined as of the District's measurement date which is the prior year-end.

SEE ACCOMPANYING NOTES TO THE REQUIRED SUPPLEMENTARY INFORMATION

**NELSONVILLE-YORK CITY SCHOOL DISTRICT
ATHENS COUNTY, OHIO**

SCHEDULES OF REQUIRED SUPPLEMENTARY INFORMATION

SCHEDULE OF THE DISTRICT'S PROPORTIONATE SHARE OF
THE NET OPEB LIABILITY/ASSET
STATE TEACHERS RETIREMENT SYSTEM (STRS) OF OHIO

LAST THREE FISCAL YEARS

	<u>2019</u>	<u>2018</u>	<u>2017</u>
District's proportion of the net OPEB liability/asset	0.05213919%	0.05227843%	0.05199601%
District's proportionate share of the net OPEB liability/(asset)	\$ (837,823)	\$ 2,039,711	\$ 2,780,760
District's covered payroll	\$ 5,981,207	\$ 5,807,371	\$ 5,505,664
District's proportionate share of the net OPEB liability/asset as a percentage of its covered payroll	14.01%	35.12%	50.51%
Plan fiduciary net position as a percentage of the total OPEB liability/asset	176.00%	47.10%	37.30%

Note: Information prior to 2017 was unavailable. Schedule is intended to show information for 10 years. Additional years will be displayed as they become available.

Amounts presented for each fiscal year were determined as of the District's measurement date which is the prior year-end.

SEE ACCOMPANYING NOTES TO THE REQUIRED SUPPLEMENTARY INFORMATION

**NELSONVILLE-YORK CITY SCHOOL DISTRICT
ATHENS COUNTY, OHIO**

SCHEDULES OF REQUIRED SUPPLEMENTARY INFORMATION

SCHEDULE OF THE DISTRICT OPEB CONTRIBUTIONS
SCHOOL EMPLOYEES RETIREMENT SYSTEM (SERS) OF OHIO

LAST TEN FISCAL YEARS

	<u>2019</u>	<u>2018</u>	<u>2017</u>	<u>2016</u>
Contractually required contribution	\$ 45,320	\$ 44,749	\$ 31,898	\$ 31,947
Contributions in relation to the contractually required contribution	<u>(45,320)</u>	<u>(44,749)</u>	<u>(31,898)</u>	<u>(31,947)</u>
Contribution deficiency (excess)	<u>\$ -</u>	<u>\$ -</u>	<u>\$ -</u>	<u>\$ -</u>
District's covered payroll	\$ 2,196,200	\$ 2,102,467	\$ 1,945,943	\$ 2,058,621
Contributions as a percentage of covered payroll	2.06%	2.13%	1.64%	1.55%

SEE ACCOMPANYING NOTES TO THE REQUIRED SUPPLEMENTARY INFORMATION

<u>2015</u>	<u>2014</u>	<u>2013</u>	<u>2012</u>	<u>2011</u>	<u>2010</u>
\$ 44,055	\$ 31,348	\$ 28,857	\$ 37,373	\$ 78,574	\$ 49,379
<u>(44,055)</u>	<u>(31,348)</u>	<u>(28,857)</u>	<u>(37,373)</u>	<u>(78,574)</u>	<u>(49,379)</u>
<u>\$ -</u>	<u>\$ -</u>	<u>\$ -</u>	<u>\$ -</u>	<u>\$ -</u>	<u>\$ -</u>
\$ 1,800,615	\$ 1,678,543	\$ 1,619,595	\$ 1,694,929	\$ 1,825,815	\$ 1,830,990
2.45%	1.87%	1.78%	2.20%	4.30%	2.70%

**NELSONVILLE-YORK CITY SCHOOL DISTRICT
ATHENS COUNTY, OHIO**

SCHEDULES OF REQUIRED SUPPLEMENTARY INFORMATION

SCHEDULE OF THE DISTRICT OPEB CONTRIBUTIONS
STATE TEACHERS RETIREMENT SYSTEM (STRS) OF OHIO

LAST TEN FISCAL YEARS

	<u>2019</u>	<u>2018</u>	<u>2017</u>	<u>2016</u>
Contractually required contribution	\$ -	\$ -	\$ -	\$ -
Contributions in relation to the contractually required contribution	-	-	-	-
Contribution deficiency (excess)	<u>\$ -</u>	<u>\$ -</u>	<u>\$ -</u>	<u>\$ -</u>
District's covered payroll	\$ 6,425,136	\$ 5,981,207	\$ 5,807,371	\$ 5,505,664
Contributions as a percentage of covered payroll	0.00%	0.00%	0.00%	0.00%

SEE ACCOMPANYING NOTES TO THE REQUIRED SUPPLEMENTARY INFORMATION

<u>2015</u>	<u>2014</u>	<u>2013</u>	<u>2012</u>	<u>2011</u>	<u>2010</u>
\$ -	\$ 52,717	\$ 55,295	\$ 56,669	\$ 55,634	\$ 51,371
-	(52,717)	(55,295)	(56,669)	(55,634)	(51,371)
<u>\$ -</u>	<u>\$ -</u>	<u>\$ -</u>	<u>\$ -</u>	<u>\$ -</u>	<u>\$ -</u>
\$ 5,395,379	\$ 5,137,608	\$ 5,529,531	\$ 5,666,931	\$ 5,688,862	\$ 5,137,077
0.00%	1.00%	1.00%	1.00%	1.00%	1.00%

**NELSONVILLE-YORK CITY SCHOOL DISTRICT
ATHENS COUNTY, OHIO**

NOTES TO THE REQUIRED SUPPLEMENTARY INFORMATION
FOR THE FISCAL YEAR ENDED JUNE 30, 2019

PENSION

SCHOOL EMPLOYEES RETIREMENT SYSTEM (SERS) OF OHIO

Changes in benefit terms: There were no changes in benefit terms from the amounts reported for fiscal years 2014-2017. For fiscal year 2018, SERS changed from a fixed 3% annual increase to a Cost of Living Adjustment (COLA) based on the changes in the Consumer Price Index (CPI-W), with a cap of 2.5% and a floor of 0%. There were no changes in benefit terms from the amounts previously reported for fiscal year 2019.

Changes in assumptions: There were no changes in methods and assumptions used in the calculation of actuarial determined contributions for fiscal years 2014-2016. For fiscal year 2017, the following changes of assumptions affected the total pension liability since the prior measurement date: (a) the assumed rate of inflation was reduced from 3.25% to 3.00%, (b) payroll growth assumption was reduced from 4.00% to 3.50%, (c) assumed real wage growth was reduced from 0.75% to 0.50%, (d) Rates of withdrawal, retirement and disability were updated to reflect recent experience, (e) mortality among active members was updated to RP-2014 Blue Collar Mortality Table with fully generational projection and a five year age set-back for both males and females, (f) mortality among service retired members, and beneficiaries was updated to the following RP-2014 Blue Collar Mortality Table with fully generational projection with Scale BB, 120% of male rates, and 110% of female rates, (g) mortality among disabled members was updated to RP-2000 Disabled Mortality Table, 90% for male rates and 100% for female rates, set back five years is used for the period after disability retirement and (h) the discount rate was reduced from 7.75% to 7.50%. There were no changes in methods and assumptions used in the calculation of actuarial determined contributions for fiscal years 2018-2019.

STATE TEACHERS RETIREMENT SYSTEM (STRS) OF OHIO

Changes in benefit terms: There were no changes in benefit terms from the amounts reported for fiscal years 2014-2017. For fiscal year 2018, STRS decreased the Cost of Living Adjustment (COLA) to zero. There were no changes in benefit terms from amounts previously reported for fiscal year 2019.

Changes in assumptions: There were no changes in methods and assumptions used in the calculation of actuarial determined contributions for fiscal years 2014-2017. For fiscal year 2018, the following changes of assumption affected the total pension liability since the prior measurement date: (a) the long term expected rate of return was reduced from 7.75% to 7.45%, (b) the inflation assumption was lowered from 2.75% to 2.50%, (c) the payroll growth assumption was lowered to 3.00%, (d) total salary increases rate was lowered by decreasing the merit component of the individual salary increases, in addition to a decrease of 0.25% due to lower inflation (e) the healthy and disabled mortality assumptions were updated to the RP-2014 mortality tables with generational improvement scale MP-2016 and (f) rates of retirement, termination and disability were modified to better reflect anticipated future experience. There were no changes in methods and assumptions used in the calculation of actuarial determined contributions for fiscal year 2019.

(Continued)

**NELSONVILLE-YORK CITY SCHOOL DISTRICT
ATHENS COUNTY, OHIO**

NOTES TO THE REQUIRED SUPPLEMENTARY INFORMATION (CONTINUED)
FOR THE FISCAL YEAR ENDED JUNE 30, 2019

OTHER POSTEMPLOYMENT BENEFITS (OPEB)

SCHOOL EMPLOYEES RETIREMENT SYSTEM (SERS) OF OHIO

Changes in benefit terms: There were no changes in benefit terms from the amounts previously reported for fiscal years 2017-2019.

Changes in assumptions: There were no changes in methods and assumptions used in the calculation of actuarial determined contributions for fiscal year 2017. For fiscal year 2018, the following changes of assumptions affected the total OPEB liability since the prior measurement date: (a) assumed rate of inflation was reduced from 3.25% to 3.00%, (b) payroll growth assumption was reduced from 4.00% to 3.50%, (c) assumed real wage growth was reduced from 0.75% to 0.50%, (d) rates of withdrawal, retirement, and disability were updated to reflect recent experience, (e) mortality among active members was updated to the following: RP-2014 Blue Collar Mortality Table with fully generational projection and a five-year age set-back for both males and females, (f) mortality among service retired members, and beneficiaries was updated to the following: RP-2014 Blue Collar Mortality Table with fully generational projection with Scale BB, 120% of male rates, and 110% of female rates, (g) mortality among disabled members was updated to the following: RP-2000 Disabled Mortality Table, 90% for male rates and 100% for female rates, set back five years is used for the period after disability retirement, (h) the municipal bond index rate increased from 2.92% to 3.56% and (i) the single equivalent interest rate, net of plan investment expense, including price inflation increased from 2.98% to 3.63%. For fiscal year 2019, the following changes of assumptions affected the total OPEB liability since the prior measurement date: (a) the discount rate increased from 3.63% to 3.70%, (b) the health care cost trend rate for Medicare were changed from a range of 5.50%-5.00% to a range of 5.375%-4.75% and Pre-Medicare were changed from a range of 7.50%-5.00% to a range of 7.25%-4.75%, (c) the municipal bond index rate increased from 3.56% to 3.62% and (i) the single equivalent interest rate, net of plan investment expense, including price inflation increased from 3.63% to 3.70%.

STATE TEACHERS RETIREMENT SYSTEM (STRS) OF OHIO

Changes in benefit terms: There were no changes in benefit terms from the amounts previously reported for fiscal year 2017. For fiscal year 2018, STRS reduced the subsidy multiplier for non-Medicare benefit recipients from 2.1% to 1.9% per year of service. Medicare Part B premium reimbursements were discontinued for certain survivors and beneficiaries and all remaining Medicare Part B premium reimbursements will be discontinued beginning January 2019. For fiscal year 2019, STRS increased the subsidy multiplier for non-Medicare benefit recipients from 1.9% to 1.944% per year of service effective January 1, 2019. The non-Medicare frozen subsidy base premium was increased January 1, 2019 and all remaining Medicare Part B premium reimbursements will be discontinued beginning January 1, 2020.

Changes in assumptions: There were no changes in methods and assumptions used in the calculation of actuarial determined contributions for fiscal year 2017. For fiscal year 2018, the following changes of assumption affected the total OPEB liability since the prior measurement date: (a) the discount rate was increased from 3.26% to 4.13% based on the methodology defined under GASB Statement No. 74, Financial Reporting for Postemployment Benefit Plans Other Than Pension Plans (OPEB), (b) the long term expected rate of return was reduced from 7.75% to 7.45%, (c) valuation year per capita health care costs were updated, and the salary scale was modified, (d) the percentage of future retirees electing each option was updated based on current data and the percentage of future disabled retirees and terminated vested participants electing health coverage were decreased and (e) the assumed mortality, disability, retirement, withdrawal and future health care cost trend rates were modified along with the portion of rebated prescription drug costs. For fiscal year 2019, the following changes of assumptions affected the total OPEB liability since the prior measurement date: (a) the discount rate was increased from the blended rate of 4.13% to the long-term expected rate of return of 7.45% based on the methodology defined under GASB Statement No. 74, Financial Reporting for Postemployment Benefit Plans Other Than Pension Plans (OPEB) and (b) decrease in trend rates from 6.00%-11.00 initial; 4.50% ultimate down to Medical Pre-Medicare 6.00% and Medicare 5.00% initial; 4.00% ultimate and Prescription Drug Pre-Medicare 8.00% and Medicare (5.23%) initial; 4.00% ultimate.

This page intentionally left blank.

SUPPLEMENTARY INFORMATION

**NELSONVILLE-YORK CITY SCHOOL DISTRICT
SCHEDULE OF EXPENDITURES OF FEDERAL AWARDS
FOR THE FISCAL YEAR ENDED JUNE 30, 2019**

FEDERAL GRANTOR/ SUB GRANTOR/ PROGRAM TITLE	CFDA NUMBER	(C) GRANT NUMBER	(A) CASH FEDERAL DISBURSEMENTS
U.S. DEPARTMENT OF AGRICULTURE PASSED THROUGH THE OHIO DEPARTMENT OF EDUCATION			
Child Nutrition Cluster:			
(D) School Breakfast Program	10.553	2019	\$ 137,553
(D) National School Lunch Program	10.555	2019	318,471
(E) National School Lunch Program - Food Donation	10.555	2019	33,564
Total National School Lunch Program			<u>352,035</u>
Total U.S. Department of Agriculture and Child Nutrition Cluster			<u>489,588</u>
U.S. DEPARTMENT OF EDUCATION PASSED THROUGH THE OHIO DEPARTMENT OF EDUCATION			
Title I Grants to Local Educational Agencies	84.010	2018	27,387
Title I Grants to Local Educational Agencies	84.010	2019	398,595
Total Title I Grants to Local Educational Agencies			<u>425,982</u>
Special Education Cluster (IDEA):			
Special Education_Grants to States	84.027	2018	16,652
Special Education_Grants to States	84.027	2019	315,197
Special Education_Grants to States - Catastrophic	84.027	2019	1,837
Special Education_Grants to States - Restoration	84.027	2019	516
Total Special Education_Grants to States			<u>334,202</u>
Special Education_Preschool Grants	84.173	2018	422
Special Education_Preschool Grants	84.173	2019	4,788
Total Special Education_Preschool Grants			<u>5,210</u>
Total Special Education Cluster (IDEA)			<u>339,412</u>
Student Support and Academic Enrichment Program	84.424	2019	19,600
Rural Education	84.358	2018	10,656
Rural Education	84.358	2019	15,057
Total Rural Education			<u>25,713</u>
Supporting Effective Instruction State Grants	84.367	2018	6,469
Supporting Effective Instruction State Grants	84.367	2019	55,032
Total Supporting Effective Instruction State Grants			<u>61,501</u>
Total U.S. Department of Education			<u>872,208</u>
Total Federal Financial Assistance			<u>\$ 1,361,796</u>

NOTES TO THE SCHEDULE OF EXPENDITURES OF FEDERAL AWARDS:

- (A) This schedule includes the federal award activity of the Nelsonville-York City School District under programs of the federal government for the fiscal year ended June 30, 2019 and is prepared in accordance with the cash basis of accounting. The information on this schedule is prepared in accordance with the requirements of Title 2 U.S. Code of Federal Regulations Part 200, *Uniform Administrative Requirements, Cost Principles, and Audit Requirements for Federal Awards* (Uniform Guidance). Because the schedule presents only a selected portion of the operations of the Nelsonville-York City School District, it is not intended to and does not present the financial position or changes in net position of the Nelsonville-York City School District.
- (B) CFR Section 200.414 of the Uniform Guidance allows a non-federal entity that has never received a negotiated indirect cost rate to charge a de minimis rate of 10% of modified total direct costs to indirect costs. The District has not elected to use the 10% de minimis indirect cost rate.
- (C) OAKS did not assign pass-through numbers for fiscal year 2019.
- (D) Commingled with state and local revenue from sales of breakfasts and lunches; assumed expenditures were made on a first-in, first-out basis.
- (E) The Food Donation Program is a non-cash, in kind, federal grant. Commodities are reported at the entitlement value.



Julian & Grube, Inc.
Serving Ohio Local Governments

333 County Line Rd. West, Westerville, OH 43082 Phone: 614.846.1899 Fax: 614.846.2799

**Independent Auditor's Report on Internal Control Over Financial Reporting and on
Compliance and Other Matters Required by *Government Auditing Standards***

Nelsonville-York City School District
Athens County
2 Buckeye Drive
Nelsonville, Ohio 45764

To the Board of Education:

We have audited, in accordance with auditing standards generally accepted in the United States and the Comptroller General of the United States' *Government Auditing Standards*, the financial statements of the governmental activities, the major fund, and the aggregate remaining fund information of the Nelsonville-York City School District, Athens County, Ohio, as of and for the fiscal year ended June 30, 2019, and the related notes to the financial statements, which collectively comprise the Nelsonville-York City School District's basic financial statements and have issued our report thereon dated November 27, 2019.

Internal Control Over Financial Reporting

As part of our financial statement audit, we considered the Nelsonville-York City School District's internal control over financial reporting (internal control) to determine the audit procedures appropriate in the circumstances to the extent necessary to support our opinions on the financial statements, but not to the extent necessary to opine on the effectiveness of the Nelsonville-York City School District's internal control. Accordingly, we have not opined on it.

A *deficiency in internal control* exists when the design or operation of a control does not allow management or employees, when performing their assigned functions, to prevent, or detect and timely correct misstatements. A *material weakness* is a deficiency, or combination of internal control deficiencies resulting in a reasonable possibility that internal control will not prevent or detect and timely correct a material misstatement of the Nelsonville-York City School District's financial statements. A *significant deficiency* is a deficiency, or a combination of deficiencies, in internal control that is less severe than a material weakness, yet important enough to merit attention by those charged with governance.


Our consideration of internal control was for the limited purpose described in the first paragraph of this section and was not designed to identify all internal control deficiencies that might be material weaknesses or significant deficiencies. Given these limitations, we did not identify any deficiencies in internal control that we consider material weaknesses. However, unidentified material weaknesses may exist.

Compliance and Other Matters

As part of reasonably assuring whether the Nelsonville-York City School District's financial statements are free of material misstatement, we tested its compliance with certain provisions of laws, regulations, contracts, and grant agreements, noncompliance with which could directly and materially affect the determination of financial statement amounts. However, opining on compliance with those provisions was not an objective of our audit and accordingly, we do not express an opinion. The results of our tests disclosed no instances of noncompliance or other matters we must report under *Government Auditing Standards*.

Purpose of this Report

This report only describes the scope of our internal control and compliance testing and our testing results, and does not opine on the effectiveness of the Nelsonville-York City School District's internal control or on compliance. This report is an integral part of an audit performed under *Government Auditing Standards* in considering the Nelsonville-York City School District's internal control and compliance. Accordingly, this report is not suitable for any other purpose.



Julian & Grube, Inc.
November 27, 2019



Julian & Grube, Inc.
Serving Ohio Local Governments

333 County Line Rd. West, Westerville, OH 43082 Phone: 614.846.1899 Fax: 614.846.2799

**Independent Auditor's Report on Compliance with Requirements Applicable to the
Major Federal Program and on Internal Control Over Compliance
Required by the Uniform Guidance**

Nelsonville-York City School District
Athens County
2 Buckeye Drive
Nelsonville, Ohio 45764

To the Board of Education:

Report on Compliance for the Major Federal Program

We have audited the Nelsonville-York City School District's compliance with the applicable requirements described in the U.S. Office of Management and Budget (OMB) *Compliance Supplement* that could directly and materially affect the Nelsonville-York City School District's major federal program for the fiscal year ended June 30, 2019. The *Summary of Auditor's Results* in the accompanying schedule of findings identifies the Nelsonville-York City School District's major federal program.

Management's Responsibility

The Nelsonville-York City School District's Management is responsible for complying with federal statutes, regulations, and the terms and conditions of its federal awards applicable to its federal programs.

Auditor's Responsibility

Our responsibility is to opine on the Nelsonville-York City School District's compliance for the Nelsonville-York City School District's major federal program based on our audit of the applicable compliance requirements referred to above. Our compliance audit followed auditing standards generally accepted in the United States of America; the standards for financial audits included in the Comptroller General of the United States' *Government Auditing Standards*; and the audit requirements of Title 2 U.S. *Code of Federal Regulations* Part 200, *Uniform Administrative Requirements, Cost Principles, and Audit Requirements for Federal Awards* (Uniform Guidance). These standards and the Uniform Guidance require us to plan and perform the audit to reasonably assure whether noncompliance with the applicable compliance requirements referred to above that could directly and materially affect a major federal program occurred. An audit includes examining, on a test basis, evidence about the Nelsonville-York City School District's compliance with those requirements and performing such other procedures as we considered necessary in the circumstances.

We believe our audit provides a reasonable basis for our compliance opinion on the Nelsonville-York City School District's major program. However, our audit does not provide a legal determination of the Nelsonville-York City School District's compliance.

Opinion on the Major Federal Program

In our opinion, the Nelsonville-York City School District complied, in all material respects with the compliance requirements referred to above that could directly and materially affect its major federal program for the fiscal year ended June 30, 2019.

Report on Internal Control Over Compliance

The Nelsonville-York City School District's management is responsible for establishing and maintaining effective internal control over compliance with the applicable compliance requirements referred to above. In planning and performing our compliance audit, we considered the Nelsonville-York City School District's internal control over compliance with the applicable requirements that could directly and materially affect a major federal program, to determine our auditing procedures appropriate for opining on the major federal program's compliance and to test and report on internal control over compliance in accordance with the Uniform Guidance, but not to the extent needed to opine on the effectiveness of internal control over compliance. Accordingly, we have not opined on the effectiveness of the Nelsonville-York City School District's internal control over compliance.

A deficiency in internal control over compliance exists when the design or operation of a control over compliance does not allow management or employees, when performing their assigned functions, to prevent, or to timely detect and correct, noncompliance with a federal program's applicable compliance requirement. *A material weakness in internal control over compliance* is a deficiency, or combination of deficiencies, in internal control over compliance, such that there is a reasonable possibility that material noncompliance with a federal program compliance requirement will not be prevented, or timely detected and corrected. *A significant deficiency in internal control over compliance* is a deficiency, or a combination of deficiencies, in internal control over compliance with federal program's applicable compliance requirement that is less severe than a material weakness in internal control over compliance, yet important enough to merit attention by those charged with governance.

Our consideration of internal control over compliance was for the limited purpose described in the first paragraph of this section and would not necessarily identify all deficiencies in internal control over compliance that might be material weaknesses or significant deficiencies. We did not identify any deficiencies in internal control over compliance that we consider to be material weaknesses. However, material weaknesses may exist that have not been identified.

This report only describes the scope of our internal control over compliance tests and the results of this testing based on Uniform Guidance requirements. Accordingly, this report is not suitable for any other purpose.



Julian & Grube, Inc.
November 27, 2019

**NELSONVILLE-YORK CITY SCHOOL DISTRICT
ATHENS COUNTY, OHIO**

**SCHEDULE OF FINDINGS
CFR § 200.515
JUNE 30, 2019**

1. SUMMARY OF AUDITOR'S RESULTS		
(d)(1)(i)	<i>Type of Financial Statement Opinion</i>	Unmodified
(d)(1)(ii)	<i>Were there any material control weaknesses reported at the financial statement level (GAGAS)?</i>	No
(d)(1)(ii)	<i>Were there any significant deficiencies in internal control reported at the financial statement level (GAGAS)?</i>	No
(d)(1)(iii)	<i>Was there any reported material noncompliance at the financial statement level (GAGAS)?</i>	No
(d)(1)(iv)	<i>Were there any material internal control weaknesses reported for major federal programs?</i>	No
(d)(1)(iv)	<i>Were there any significant deficiencies in internal control reported for major federal programs?</i>	No
(d)(1)(v)	<i>Type of Major Programs' Compliance Opinion</i>	Unmodified
(d)(1)(vi)	<i>Are there any reportable findings under 2 CFR §200.516(a)?</i>	No
(d)(1)(vii)	<i>Major Program (listed):</i>	Title I Grants to Local Educational Agencies; CFDA #84.010
(d)(1)(viii)	<i>Dollar Threshold: Type A/B Programs</i>	Type A: >\$750,000 Type B: all others
(d)(1)(ix)	<i>Low Risk Auditee under 2 CFR § 200.520?</i>	Yes

2. FINDINGS RELATED TO THE BASIC FINANCIAL STATEMENTS REQUIRED TO BE REPORTED IN ACCORDANCE WITH GAGAS

None

3. FINDINGS AND QUESTIONED COSTS FOR FEDERAL AWARDS
--

None

This page intentionally left blank.

OHIO AUDITOR OF STATE KEITH FABER



NELSONVILLE-YORK CITY SCHOOL DISTRICT

ATHENS COUNTY

CLERK'S CERTIFICATION

This is a true and correct copy of the report which is required to be filed in the Office of the Auditor of State pursuant to Section 117.26, Revised Code, and which is filed in Columbus, Ohio.

Susan Babbitt

CLERK OF THE BUREAU

**CERTIFIED
FEBRUARY 18, 2020**