

**WASHINGTON LOCAL SCHOOL DISTRICT  
LUCAS COUNTY, OHIO**

***BASIC FINANCIAL STATEMENTS  
(AUDITED)***

***FOR THE FISCAL YEAR ENDED  
JUNE 30, 2019***



OHIO AUDITOR OF STATE  
KEITH FABER



88 East Broad Street  
Columbus, Ohio 43215  
IPARReport@ohioauditor.gov  
(800) 282-0370

Board of Education  
Washington Local School District  
3505 West Lincolnshire Blvd.  
Toledo, OH 43606

We have reviewed the *Independent Auditor's Report* of Washington Local School District, Lucas County, prepared by Julian & Grube, Inc., for the audit period July 1, 2018 through June 30, 2019. Based upon this review, we have accepted these reports in lieu of the audit required by Section 117.11, Revised Code. The Auditor of State did not audit the accompanying financial statements and, accordingly, we are unable to express, and do not express an opinion on them.

Our review was made in reference to the applicable sections of legislative criteria, as reflected by the Ohio Constitution, and the Revised Code, policies, procedures and guidelines of the Auditor of State, regulations and grant requirements. Washington Local School District is responsible for compliance with these laws and regulations

A handwritten signature in black ink that reads "Keith Faber".

Keith Faber  
Auditor of State  
Columbus, Ohio

February 4, 2020

**This page intentionally left blank.**

**WASHINGTON LOCAL SCHOOL DISTRICT  
LUCAS COUNTY, OHIO**

TABLE OF CONTENTS

Independent Auditor’s Report .....	1 - 2
Management’s Discussion and Analysis .....	3 - 15
Basic Financial Statements:	
Government-Wide Financial Statements:	
Statement of Net Position .....	17
Statement of Activities .....	18
Fund Financial Statements:	
Balance Sheet - Governmental Funds .....	19
Reconciliation of Total Governmental Fund Balances to Net Position of Governmental Activities .....	20
Statement of Revenues, Expenditures and Changes in Fund Balances - Governmental Funds.....	21
Reconciliation of the Statement of Revenues, Expenditures and Changes in Fund Balances of Governmental Funds to the Statement of Activities .....	22
Statement of Revenues, Expenditures and Changes in Fund Balance - Budget and Actual (Non GAAP Budgetary Basis) - General Fund .....	23
Statement of Net Position - Proprietary Fund .....	24
Statement of Revenues, Expenses and Changes in Net Position - Proprietary Fund .....	25
Statement of Cash Flows - Proprietary Fund.....	26
Statement of Fiduciary Net Position - Fiduciary Funds .....	27
Statement of Changes in Fiduciary Net Position - Fiduciary Fund .....	28
Notes to the Basic Financial Statements.....	29 - 72
Required Supplementary Information:	
Schedule of the District’s Proportionate Share of the Net Pension Liability:	
School Employees Retirement System (SERS) of Ohio .....	75 - 76
State Teachers Retirement System (STRS) of Ohio .....	77 - 78
Schedule of District Pension Contributions:	
School Employees Retirement System (SERS) of Ohio .....	79 - 80
State Teachers Retirement System (STRS) of Ohio .....	81 - 82
Schedule of the District’s Proportionate Share of the Net OPEB Liability/Asset:	
School Employees Retirement System (SERS) of Ohio .....	83
State Teachers Retirement System (STRS) of Ohio .....	84
Schedule of District OPEB Contributions:	
School Employees Retirement System (SERS) of Ohio .....	85 - 86
State Teachers Retirement System (STRS) of Ohio .....	87 - 88
Notes to the Required Supplementary Information .....	89 - 90
Supplementary Information:	
Schedule of Expenditures of Federal Awards.....	91
Independent Auditor’s Report on Internal Control Over Financial Reporting and on Compliance and Other Matters Required by <i>Government Auditing Standards</i> .....	92 - 93
Independent Auditor’s Report on Compliance with Requirements Applicable to Each Major Federal Program and on Internal Control Over Compliance Required by Uniform Guidance.....	94 - 95
Schedule of Findings <i>2 CFR § 200.515</i> .....	96

**This page intentionally left blank.**



**Julian & Grube, Inc.**  
*Serving Ohio Local Governments*

333 County Line Rd. West, Westerville, OH 43082 Phone: 614.846.1899 Fax: 614.846.2799

**Independent Auditor's Report**

Washington Local School District  
Lucas County  
3505 W. Lincolnshire Blvd.  
Toledo, Ohio 43606-1299

To the Board of Education:

***Report on the Financial Statements***

We have audited the accompanying financial statements of the governmental activities, each major fund, and the aggregate remaining fund information of the Washington Local School District, Lucas County, Ohio, as of and for the fiscal year ended June 30, 2019, and the related notes to the financial statements, which collectively comprise the Washington Local School District's basic financial statements as listed in the table of contents.

***Management's Responsibility for the Financial Statements***

Management is responsible for preparing and fairly presenting these financial statements in accordance with accounting principles generally accepted in the United States of America; this includes designing, implementing, and maintaining internal control relevant to preparing and fairly presenting financial statements that are free from material misstatement, whether due to fraud or error.

***Auditor's Responsibility***

Our responsibility is to opine on these financial statements based on our audit. We audited in accordance with auditing standards generally accepted in the United States of America and the financial audit standards in the Comptroller General of the United States' *Government Auditing Standards*. Those standards require us to plan and perform the audit to reasonably assure the financial statements are free from material misstatement.

An audit requires obtaining evidence about financial statement amounts and disclosures. The procedures selected depend on our judgment, including assessing the risks of material financial statement misstatement, whether due to fraud or error. In assessing those risks, we consider internal control relevant to the Washington Local School District's preparation and fair presentation of the financial statements in order to design audit procedures that are appropriate in the circumstances, but not to the extent needed to opine on the effectiveness of the Washington Local School District's internal control. Accordingly, we express no such opinion. An audit also includes evaluating the appropriateness of management's accounting policies and the reasonableness of their significant accounting estimates, as well as our evaluation of the overall financial statement presentation.

We believe the audit evidence we obtained is sufficient and appropriate to support our audit opinions.

***Opinion***

In our opinion, the financial statements referred to above present fairly, in all material respects, the respective financial position of the governmental activities, each major fund, and the aggregate remaining fund information of the Washington Local School District, Lucas County, Ohio, as of June 30, 2019, and the respective changes in financial position and, where applicable, cash flows thereof and the budgetary comparison for the General fund thereof for the fiscal year then ended in accordance with the accounting principles generally accepted in the United States of America.

***Other Matters***

***Required Supplementary Information***

Accounting principles generally accepted in the United States of America require this presentation to include *management's discussion and analysis*, and schedules of net pension and other postemployment benefit asset/liabilities and pension and other postemployment benefit contributions listed in the table of contents, to supplement the basic financial statements. Although this information is not part of the basic financial statements, the Governmental Accounting Standards Board considers it essential for placing the basic financial statements in an appropriate operational, economic, or historical context. We applied certain limited procedures to the required supplementary information in accordance with auditing standards generally accepted in the United States of America, consisting of inquiries of management about the methods of preparing the information and comparing the information for consistency with management's responses to our inquiries, to the basic financial statements, and other knowledge we obtained during our audit of the basic financial statements. We do not opine or provide any assurance on the information because the limited procedures do not provide us with sufficient evidence to opine or provide any other assurance.

***Supplementary Information***

Our audit was conducted to opine on the Washington Local School District's basic financial statements taken as a whole.

The Schedule of Expenditures of Federal Awards presents additional analysis as required by Title 2 U.S. Code of Federal Regulations (CFR) Part 200, Uniform Administrative Requirements, Cost Principles, and Audit Requirements for Federal Awards and is not a required part of the financial statements.

The schedule is management's responsibility, and derives from and relates directly to the underlying accounting and other records used to prepare the basic financial statements. We subjected this information to the auditing procedures we applied to the basic financial statements. We also applied certain additional procedures, including comparing and reconciling this information directly to the underlying accounting and other records used to prepare the basic financial statements or to the basic financial statements themselves in accordance with auditing standards generally accepted in the United States of America. In our opinion, this information is fairly stated in all material respects in relation to the basic financial statements taken as a whole.

***Other Reporting Required by Government Auditing Standards***

In accordance with *Government Auditing Standards*, we have also issued our report dated November 20, 2019, on our consideration of the Washington Local School District's internal control over financial reporting and our tests of its compliance with certain provisions of laws, regulations, contracts and grant agreements and other matters. That report describes the scope of our internal control testing over financial reporting and compliance, and the results of that testing, and does not opine on internal control over financial reporting or on compliance. That report is an integral part of an audit performed in accordance with *Government Auditing Standards* in considering the Washington Local School District's internal control over financial reporting and compliance.



Julian & Grube, Inc.  
November 20, 2019



**WASHINGTON LOCAL SCHOOL DISTRICT  
LUCAS COUNTY, OHIO**

**MANAGEMENT'S DISCUSSION AND ANALYSIS  
FOR THE FISCAL YEAR ENDED JUNE 30, 2019**

The discussion and analysis of the Washington Local School District's ("the District") financial performance provides an overall review of the District's financial activities for the fiscal year ended June 30, 2019. The intent of this discussion and analysis is to look at the District's financial performance as a whole; readers should also review the basic financial statements and the notes to the basic financial statements to enhance their understanding of the District's financial performance.

**Financial Highlights**

Key financial highlights for fiscal year 2019 are as follows:

- In total, net position of governmental activities increased \$7,871,765.
- General revenues accounted for \$78,171,204 in revenue or 82.67% of all revenues. Program specific revenues in the form of charges for services and sales, grants and contributions accounted for \$16,391,653 or 17.33% of total revenues of \$94,562,857.
- The District had \$86,691,092 in expenses related to governmental activities; only \$16,391,653 of these expenses was offset by program specific charges for services, grants or contributions. General revenues supporting governmental activities (primarily taxes and unrestricted grants and entitlements) of \$78,171,204 were adequate to provide for these programs.
- The District's major funds are the general fund and permanent improvement fund. The general fund had \$85,077,188 in revenues and other financing sources and \$86,866,685 in expenditures and other financing uses. During fiscal year 2019, the general fund's fund balance decreased from \$19,099,646 to \$17,310,149.
- The permanent improvement fund had \$2,864,021 in revenues and \$2,980,101 in expenditures. During fiscal year 2019, fund balance decreased from \$3,464,957 to \$3,348,877.

**Using these Basic Financial Statements (BFS)**

This annual report consists of a series of financial statements and notes to those statements. These statements are organized so the reader can understand the District as a financial whole, an entire operating entity. The statements then proceed to provide an increasingly detailed look at specific financial activities.

The *statement of net position* and *statement of activities* provide information about the activities of the whole District, presenting both an aggregate view of the District's finances and a longer-term view of those finances. Fund financial statements provide the next level of detail. For governmental funds, these statements tell how services were financed in the short-term as well as what remains for future spending. The fund financial statements also look at the District's most significant funds with all other nonmajor funds presented in total in one column. In the case of the District, the general fund and permanent improvement fund are by far the most significant funds, and the only governmental funds reported as major funds.

**WASHINGTON LOCAL SCHOOL DISTRICT  
LUCAS COUNTY, OHIO**

**MANAGEMENT'S DISCUSSION AND ANALYSIS  
FOR THE FISCAL YEAR ENDED JUNE 30, 2019**

**Reporting the District as a Whole**

***Statement of Net Position and the Statement of Activities***

While this document contains the large number of funds used by the District to provide programs and activities, the view of the District as a whole looks at all financial transactions and asks the question, "How did we do financially during 2019?" The statement of net position and the statement of activities answer this question. These statements include *all assets, liabilities, deferred inflows and outflows of resources, revenues and expenses* using the *accrual basis of accounting* similar to the accounting used by most private-sector companies. This basis of accounting will take into account all of the current year's revenues and expenses regardless of when cash is received or paid.

These two statements report the District's *net position* and changes in that position. This change in net position is important because it tells the reader that, for the District as a whole, the *financial position* of the District has improved or diminished. The causes of this change may be the result of many factors, some financial, some not. Non-financial factors include the District's property tax base, current property tax laws in Ohio restricting revenue growth, facility conditions, required educational programs and other factors.

The statement of net position and the statement of activities include the District's programs and services, including instruction, support services, operation and maintenance of plant, pupil transportation, extracurricular activities, food service operations and uniform school supplies activities.

**Reporting the District's Most Significant Funds**

***Fund Financial Statements***

The analysis of the District's major governmental funds begins on page 12. Fund financial reports provide detailed information about the District's major funds. The District uses many funds to account for a multitude of financial transactions. However, these fund financial statements focus on the District's most significant funds. The District's major governmental funds are the general fund and permanent improvement fund. All other governmental funds are considered nonmajor.

***Governmental Funds***

Most of the District's activities are reported in governmental funds, which focus on how money flows into and out of those funds and the balances left at year-end available for spending in future periods. These funds are reported using an accounting method called *modified accrual* accounting, which measures cash and all other *financial assets* that can readily be converted to cash. The governmental fund financial statements provide a detailed *short-term* view of the District's general government operations and the basic services it provides. Governmental fund information helps you determine whether there are more or fewer financial resources that can be spent in the near future to finance educational programs. The relationship (or differences) between governmental *activities* (reported in the statement of net position and the statement of activities) and governmental *funds* is reconciled in the basic financial statements.

**WASHINGTON LOCAL SCHOOL DISTRICT  
LUCAS COUNTY, OHIO**

**MANAGEMENT'S DISCUSSION AND ANALYSIS  
FOR THE FISCAL YEAR ENDED JUNE 30, 2019**

***Proprietary Funds***

Proprietary funds focus on the District's ongoing activities which are similar to those found in the private sector where net income is necessary or useful to sound financial management. Proprietary funds utilize the *accrual basis* of accounting under which revenues are recorded when earned and expenses are recorded at the time the liabilities are incurred. The District's proprietary funds are internal service funds which are used to account for the financing of goods or services provided by one department or agency to other departments or agencies of the District, or to other governments, on a cost-reimbursement basis. For reporting on the statement of net position and the statement of activities, internal service fund activities are eliminated and consolidated with governmental activities.

***Reporting the District's Fiduciary Responsibilities***

The District is the trustee, or fiduciary, for its scholarship programs. This activity is presented as a private-purpose trust fund. The District also acts in a trustee capacity as an agent for students and other organizations. These activities are reported in agency funds. All of the District's fiduciary activities are reported in separate statements of fiduciary net position and changes in fiduciary net position. These activities are excluded from the District's other financial statements because the assets cannot be utilized by the District to finance its operations.

***Notes to the Basic Financial Statements***

The notes provide additional information that is essential to a full understanding of the data provided in the government-wide and fund financial statements.

***Required Supplementary Information***

In addition to the basic financial statements and accompanying notes, this report also presents certain required supplementary information concerning the District's net pension liability and net OPEB liability/asset.

**The District as a Whole**

The statement of net position provides the perspective of the District as a whole. The following table provides a summary of the District's net position for fiscal years 2019 and 2018.

**WASHINGTON LOCAL SCHOOL DISTRICT  
LUCAS COUNTY, OHIO**

**MANAGEMENT'S DISCUSSION AND ANALYSIS  
FOR THE FISCAL YEAR ENDED JUNE 30, 2019**

**Net Position**

	Governmental Activities <u>2019</u>	Governmental Activities <u>2018</u>
<b><u>Assets</u></b>		
Current and other assets	\$ 92,816,667	\$ 88,796,097
Capital assets, net	<u>35,399,385</u>	<u>35,845,715</u>
Total assets	<u>128,216,052</u>	<u>124,641,812</u>
<b><u>Deferred outflows of resources</u></b>		
Pension	24,916,902	31,640,032
OPEB	<u>1,228,103</u>	<u>1,243,330</u>
Total deferred outflows of resources	<u>26,145,005</u>	<u>32,883,362</u>
<b><u>Liabilities</u></b>		
Current liabilities	13,840,507	13,483,445
Long-term liabilities:		
Due within one year	718,343	729,879
Due in more than one year:		
Net pension liability	95,778,937	104,512,152
Net OPEB liability	9,741,961	23,467,418
Other amounts	<u>13,337,964</u>	<u>13,536,240</u>
Long-term liabilities	<u>119,577,205</u>	<u>142,245,689</u>
Total liabilities	<u>133,417,712</u>	<u>155,729,134</u>
<b><u>Deferred inflows of resources</u></b>		
Other amounts	42,788,200	41,834,202
Pension	6,826,010	3,883,139
OPEB	<u>10,018,052</u>	<u>2,639,381</u>
Total deferred inflows of resources	<u>59,632,262</u>	<u>48,356,722</u>
<b><u>Net position</u></b>		
Net investment in capital assets	26,654,501	26,700,019
Restricted	4,017,740	4,175,581
Unrestricted (deficit)	<u>(69,361,158)</u>	<u>(77,436,282)</u>
Total net position (deficit)	<u>\$ (38,688,917)</u>	<u>\$ (46,560,682)</u>

The net pension liability (NPL) is the largest single liability reported by the District at June 30, 2019 and is reported pursuant to GASB Statement 68, "Accounting and Financial Reporting for Pensions—an Amendment of GASB Statement 27." The District has adopted GASB Statement 75, "Accounting and Financial Reporting for Postemployment Benefits Other Than Pensions," which significantly revises accounting for costs and liabilities related to other postemployment benefits (OPEB). For reasons discussed below, many end users of this financial statement will gain a clearer understanding of the District's actual financial condition by adding deferred inflows related to pension and OPEB, the net pension liability and the net OPEB liability to the reported net position and subtracting deferred outflows related to pension and OPEB.

**WASHINGTON LOCAL SCHOOL DISTRICT  
LUCAS COUNTY, OHIO**

**MANAGEMENT'S DISCUSSION AND ANALYSIS  
FOR THE FISCAL YEAR ENDED JUNE 30, 2019**

Governmental Accounting Standards Board standards are national and apply to all government financial reports prepared in accordance with generally accepted accounting principles. Prior accounting for pensions (GASB 27) and postemployment benefits (GASB 45) focused on a funding approach. This approach limited pension and OPEB costs to contributions annually required by law, which may or may not be sufficient to fully fund each plan's *net pension liability* or *net OPEB liability*. GASB 68 and GASB 75 take an earnings approach to pension and OPEB accounting; however, the nature of Ohio's statewide pension/OPEB plans and state law governing those systems requires additional explanation in order to properly understand the information presented in these statements.

GASB 68 and GASB 75 require the net pension liability and the net OPEB liability to equal the District's proportionate share of each plan's collective:

1. Present value of estimated future pension/OPEB benefits attributable to active and inactive employees' past service.
2. Minus plan assets available to pay these benefits.

GASB notes that pension and OPEB obligations, whether funded or unfunded, are part of the "employment exchange" – that is, the employee is trading his or her labor in exchange for wages, benefits, and the promise of a future pension and other postemployment benefits. GASB noted that the unfunded portion of this promise is a present obligation of the government, part of a bargained-for benefit to the employee, and should accordingly be reported by the government as a liability since they received the benefit of the exchange. However, the District is not responsible for certain key factors affecting the balance of these liabilities. In Ohio, the employee shares the obligation of funding pension benefits with the employer. Both employer and employee contribution rates are capped by State statute. A change in these caps requires action of both Houses of the General Assembly and approval of the Governor. Benefit provisions are also determined by State statute. The Ohio Revised Code permits, but does not require, the retirement systems to provide healthcare to eligible benefit recipients. The retirement systems may allocate a portion of the employer contributions to provide for these OPEB benefits.

The employee enters the employment exchange with the knowledge that the employer's promise is limited not by contract but by law. The employer enters the exchange also knowing that there is a specific, legal limit to its contribution to the retirement system. In Ohio, there is no legal means to enforce the unfunded liability of the pension/OPEB plan *as against the public employer*. State law operates to mitigate/lessen the moral obligation of the public employer to the employee, because all parties enter the employment exchange with notice as to the law. The retirement system is responsible for the administration of the pension and OPEB plans.

Most long-term liabilities have set repayment schedules or, in the case of compensated absences (i.e. sick and vacation leave), are satisfied through paid time-off or termination payments. There is no repayment schedule for the net pension liability or the net OPEB liability. As explained above, changes in benefits, contribution rates, and return on investments affect the balance of these liabilities but are outside the control of the local government. In the event that contributions, investment returns, and other changes are insufficient to keep up with required payments, State statute does not assign/identify the responsible party for the unfunded portion. Due to the unique nature of how the net pension liability and the net OPEB liability are satisfied, these liabilities are separately identified within the long-term liability section of the statement of net position.

In accordance with GASB 68 and GASB 75, the District's statements prepared on an accrual basis of accounting include an annual pension expense and an annual OPEB expense for their proportionate share of each plan's *change* in net pension liability and net OPEB liability, respectively, not accounted for as deferred inflows/outflows.

As a result of implementing GASB 75, the District is reporting a net OPEB liability and deferred inflows/outflows of resources related to OPEB on the accrual basis of accounting.

**WASHINGTON LOCAL SCHOOL DISTRICT  
LUCAS COUNTY, OHIO**

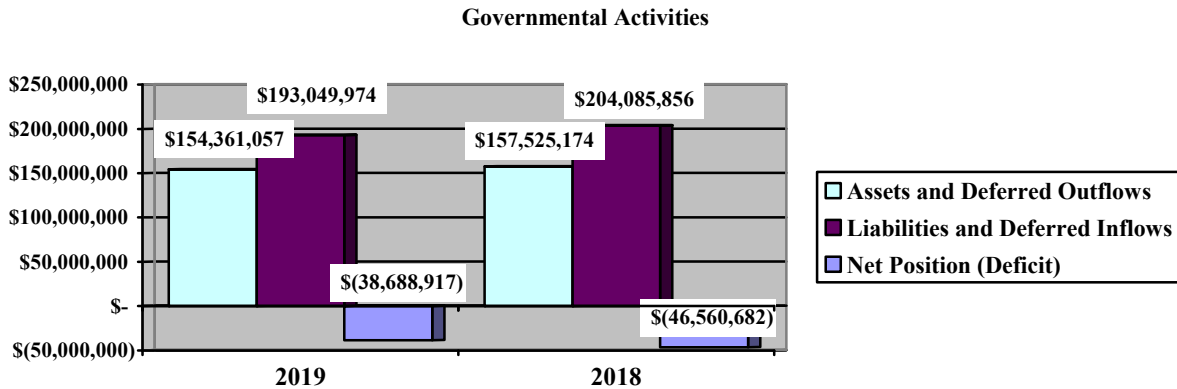
**MANAGEMENT'S DISCUSSION AND ANALYSIS  
FOR THE FISCAL YEAR ENDED JUNE 30, 2019**

As the preceding table illustrates, the most significant changes in net position were related to the District's net pension liability and net OPEB liability, and the related deferred inflows/outflows of resources. See Notes 13 and 14 in the notes to the basic financial statements for additional information regarding these components of net position. These factors are outside the control of the District. The District contributes its statutorily required contributions to the pension systems; however, it is the pension systems that collect, hold and distribute pensions to retirees, not the District.

Over time, net position can serve as a useful indicator of a government's financial position. At June 30, 2019, the District's liabilities and deferred inflows of resources exceeded assets and deferred outflows of resources by \$38,688,917. Of this total \$4,017,740 is restricted in use and \$26,654,501 represents the net investment in capital assets, leaving an unrestricted net position deficit of \$69,361,158.

At year-end, capital assets represented 27.61% of total assets. Capital assets include land, land improvements, buildings and improvements, furniture and equipment, and vehicles. These capital assets are used to provide services to the students and are not available for future spending.

The following graph shows the District's assets and deferred outflows, liabilities and deferred inflows and net position at June 30, 2019 and 2018.



The following table shows the change in net position for fiscal years 2019 and 2018.

**WASHINGTON LOCAL SCHOOL DISTRICT  
LUCAS COUNTY, OHIO**

MANAGEMENT'S DISCUSSION AND ANALYSIS  
FOR THE FISCAL YEAR ENDED JUNE 30, 2019

	<b>Change in Net Position</b>		
	Governmental Activities <u>2019</u>	Governmental Activities <u>2018</u>	<u>Percent Change</u>
<b><u>Revenues</u></b>			
Program revenues:			
Charges for services and sales	\$ 2,504,650	\$ 2,736,757	(8.48) %
Operating grants and contributions	13,813,403	13,741,739	0.52 %
Capital grants and contributions	73,600	70,600	4.25 %
General revenues:			
Property taxes	38,299,976	38,394,628	(0.25) %
Payment in lieu of taxes	4,795,963	4,740,611	1.17 %
Grants and entitlements	33,081,139	32,666,456	1.27 %
Investment earnings	1,120,776	450,714	148.67 %
Other	<u>873,350</u>	<u>1,038,483</u>	(15.90) %
Total revenues	<u>94,562,857</u>	<u>93,839,988</u>	0.77 %
<b><u>Expenses</u></b>			
Program expenses:			
Instruction:			
Regular	31,895,406	15,669,545	103.55 %
Special	13,940,153	7,881,267	76.88 %
Vocational	2,900,183	1,703,207	70.28 %
Other	3,653,973	3,454,642	5.77 %
Support services:			
Pupil	5,630,962	3,017,637	86.60 %
Instructional staff	2,106,143	1,204,277	74.89 %
Board of education	251,639	208,366	20.77 %
Administration	5,005,084	2,532,083	97.67 %
Fiscal	1,653,187	1,187,489	39.22 %
Business	444,178	226,611	96.01 %
Operations and maintenance	8,468,540	5,621,479	50.65 %
Pupil transportation	3,632,541	2,034,293	78.57 %
Central	1,433,896	1,042,124	37.59 %
Food service operations	2,488,791	1,935,826	28.56 %
Other non-instructional services	1,271,624	1,237,845	2.73 %
Extracurricular activities	1,632,538	1,110,835	46.96 %
Interest and fiscal charges	<u>282,254</u>	<u>297,561</u>	(5.14) %
Total expenses	<u>86,691,092</u>	<u>50,365,087</u>	72.13 %
Change in net position	7,871,765	43,474,901	81.89 %
Net position (deficit) at beginning of year	<u>(46,560,682)</u>	<u>(90,035,583)</u>	N/A
Net position (deficit) at end of year	<u>\$ (38,688,917)</u>	<u>\$ (46,560,682)</u>	16.91 %

**WASHINGTON LOCAL SCHOOL DISTRICT  
LUCAS COUNTY, OHIO**

**MANAGEMENT’S DISCUSSION AND ANALYSIS  
FOR THE FISCAL YEAR ENDED JUNE 30, 2019**

**Governmental Activities**

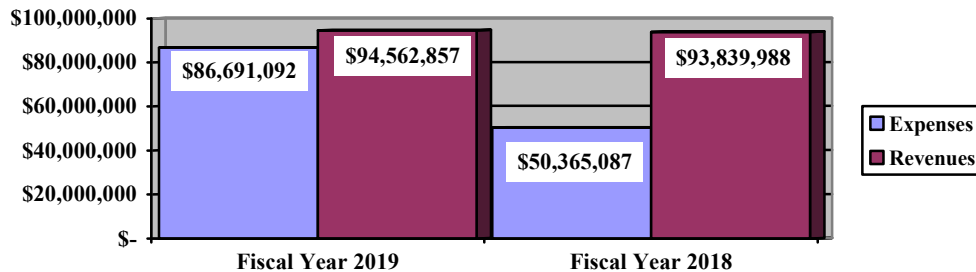
Net position of the District’s governmental activities increased \$7,871,765 or 16.91%. Total governmental expenses of \$86,691,092 were offset by program revenues of \$16,391,653 and general revenues of \$78,171,204. Program revenues supported 18.91% of the total governmental expenses. The primary sources of revenue for governmental activities are derived from property taxes, payments in lieu of taxes and unrestricted grants and entitlements. These revenue sources represent 80.56% of total governmental revenue. The largest expense of the District is for instructional programs. Instruction expenses totaled \$52,389,715 or 60.43% of total governmental expenses for fiscal year 2019.

Total revenues for fiscal year 2019 were comparable to the prior year, with an increase in general revenues offsetting a decrease in program revenues. The decrease in sales and charges for services is primarily due to a decline in tuition revenue. However, this was offset by an increase in investment earnings due to rising interest rates and changes in the fair value of the District’s investments.

Expenses of the governmental activities increased \$36,326,005 or 72.13%. This increase is primarily the result of the STRS indefinitely suspending the Cost of Living Adjustment (“COLA”) and the School Employee Retirement System (SERS) lowering the COLA from 3.00% to 2.50% in fiscal year 2018. These benefit changes caused a decrease to the net pension liability and the subsequent expenses reported for fiscal year 2018 when compared to fiscal year 2017. On an accrual basis, the District reported \$8,338,180 and \$(32,678,872) in pension expense for fiscal year 2019 and 2018, respectively. In addition, the District reported \$(11,610,173) and \$(3,502,412) in OPEB expense for fiscal year 2019 and 2018, respectively. The total net increase in pension expense and OPEB expense from fiscal year 2018 to fiscal year 2019 was \$32,909,291. This increase is primarily the result of the benefit changes by the retirement systems. Fluctuations in the pension and OPEB expense makes it difficult to compare financial information between years since pension and OPEB expense are components of program expenses reported on the statement of activities.

The following graph presents the District’s governmental activities revenues and expenses for fiscal years 2019 and 2018.

**Governmental Activities - Revenues and Expenses**



The statement of activities shows the cost of program services and the charges for services and grants offsetting those services. The table on the following page shows, for governmental activities, the total cost of services and the net cost of services. That is, it identifies the cost of these services supported by tax revenue and unrestricted State grants and entitlements.



**WASHINGTON LOCAL SCHOOL DISTRICT  
LUCAS COUNTY, OHIO**

**MANAGEMENT'S DISCUSSION AND ANALYSIS  
FOR THE FISCAL YEAR ENDED JUNE 30, 2019**

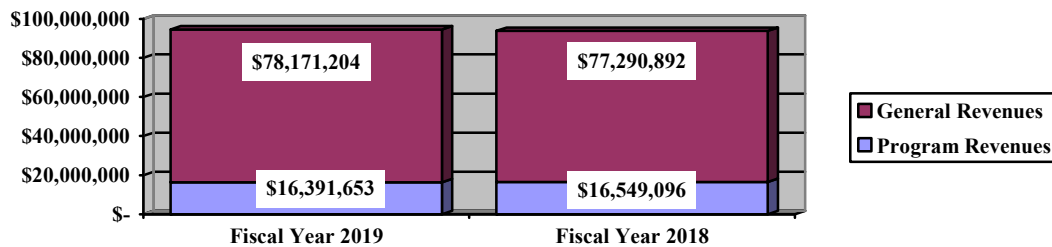
**Governmental Activities**

	Total Cost of Services <u>2019</u>	Net Cost of Services <u>2019</u>	Total Cost of Services <u>2018</u>	Net Cost of Services <u>2018</u>
<b>Program expenses</b>				
Instruction:				
Regular	\$ 31,895,406	\$ 31,169,242	\$ 15,669,545	\$ 14,767,222
Special	13,940,153	4,993,267	7,881,267	(877,328)
Vocational	2,900,183	1,385,708	1,703,207	285,637
Other	3,653,973	3,653,973	3,454,642	3,454,642
Support services:				
Pupil	5,630,962	5,569,035	3,017,637	2,944,719
Instructional staff	2,106,143	1,846,226	1,204,277	874,603
Board of education	251,639	251,639	208,366	208,366
Administration	5,005,084	5,000,144	2,532,083	2,527,543
Fiscal	1,653,187	1,653,187	1,187,489	1,187,489
Business	444,178	444,178	226,611	226,611
Operations and maintenance	8,468,540	8,414,367	5,621,479	5,605,666
Pupil transportation	3,632,541	3,245,702	2,034,293	1,614,862
Central	1,433,896	1,433,896	1,042,124	1,042,124
Food service operations	2,488,791	(38,703)	1,935,826	(819,820)
Other non-instructional services	1,271,624	121,334	1,237,845	72,136
Extracurricular activities	1,632,538	873,990	1,110,835	403,958
Interest and fiscal charges	282,254	282,254	297,561	297,561
<b>Total expenses</b>	<b><u>\$ 86,691,092</u></b>	<b><u>\$ 70,299,439</u></b>	<b><u>\$ 50,365,087</u></b>	<b><u>\$ 33,815,991</u></b>

The dependence upon tax and other general revenues for governmental activities is apparent; 78.65% of instruction activities are supported through taxes and other general revenues. For all governmental activities, general revenue support is 81.09%. The District's taxpayers and unrestricted grants and entitlements, as a whole, are by far the primary support for the District's students.

The graph below presents the District's governmental activities revenue for fiscal years 2019 and 2018.

**Governmental Activities - General and Program Revenues**



**WASHINGTON LOCAL SCHOOL DISTRICT  
LUCAS COUNTY, OHIO**

MANAGEMENT'S DISCUSSION AND ANALYSIS  
FOR THE FISCAL YEAR ENDED JUNE 30, 2019

**The District's Funds**

The District's governmental funds reported a combined fund balance of \$21,018,688, which is \$1,798,605 or 7.88% lower than last year's total of \$22,817,293. The schedule below indicates the fund balance and the total change in fund balance as of June 30, 2019 and 2018.

	<u>Fund Balance</u> <u>June 30, 2019</u>	<u>Fund Balance</u> <u>June 30, 2018</u>	<u>Increase</u> <u>(Decrease)</u>
General fund	\$ 17,310,149	\$ 19,099,646	\$ (1,789,497)
Permanent improvement fund	3,348,877	3,464,957	(116,080)
Nonmajor governmental funds	<u>359,662</u>	<u>252,690</u>	<u>106,972</u>
Total	<u>\$ 21,018,688</u>	<u>\$ 22,817,293</u>	<u>\$ (1,798,605)</u>

**General Fund**

The fund balance of the general fund decreased \$1,789,497 or 9.37%. The table that follows assists in illustrating the revenues of the general fund during fiscal years 2019 and 2018.

	<u>2019</u> <u>Amount</u>	<u>2018</u> <u>Amount</u>	<u>Increase</u> <u>(Decrease)</u>	<u>Percentage</u> <u>Change</u>
<b><u>Revenues</u></b>				
Property taxes	\$ 37,931,841	\$ 36,119,243	\$ 1,812,598	5.02 %
Tuition	756,711	1,071,650	(314,939)	(29.39) %
Earnings on investments	860,567	301,750	558,817	185.19 %
Intergovernmental	40,011,132	39,172,129	839,003	2.14 %
Payment in lieu of taxes	4,504,441	4,451,961	52,480	1.18 %
Other revenues	<u>998,144</u>	<u>1,382,557</u>	<u>(384,413)</u>	<u>(27.80) %</u>
Total	<u>\$ 85,062,836</u>	<u>\$ 82,499,290</u>	<u>\$ 2,563,546</u>	<u>3.11 %</u>

There were several notable increases and decreases in general fund revenues compared to the prior year. The increase in property taxes revenue is primarily due to an increase in assessed property values which led to an increase in collections. Earnings on investments increased due to rising interest rates and changes in the fair value of the District's investments. The increase in intergovernmental revenue is a result of a slight increase in State Foundation revenue, combined with an increase in Medicaid reimbursements in the current year. Tuition revenue represents amounts received for students from other school districts who attend classes in the District, which declined in fiscal year 2019. Finally, other local revenues decreased primarily as a result of various additional refunds and reimbursements received in fiscal year 2018.

**WASHINGTON LOCAL SCHOOL DISTRICT  
LUCAS COUNTY, OHIO**

**MANAGEMENT'S DISCUSSION AND ANALYSIS  
FOR THE FISCAL YEAR ENDED JUNE 30, 2019**

The following table assists in illustrating the expenditures of the general fund during fiscal years 2019 and 2018.

	<u>2019</u> <u>Amount</u>	<u>2018</u> <u>Amount</u>	<u>Increase</u> <u>(Decrease)</u>	<u>Percentage</u> <u>Change</u>
<b><u>Expenditures</u></b>				
Instruction	\$ 54,934,672	\$ 53,624,545	\$ 1,310,127	2.44 %
Support services	30,217,043	29,567,173	649,870	2.20 %
Operation of non-instructional services	33,404	34,554	(1,150)	(3.33) %
Extracurricular activities	1,120,614	1,090,578	30,036	2.75 %
Facilities acquisition and construction	142,590	1,015,708	(873,118)	(85.96) %
Debt service	<u>151,806</u>	<u>151,806</u>	-	-
Total	<u>\$ 86,600,129</u>	<u>\$ 85,484,364</u>	<u>\$ 1,115,765</u>	1.31 %

The overall increase in general fund expenditures is primarily due to an increase in employee wages and benefits in accordance with the latest negotiated agreements. The decrease in facilities acquisition and construction expenditures is a result of a district-wide energy conservation project in fiscal year 2018.

***Permanent Improvement Fund***

The permanent improvement fund is reported as a major fund and is used to account for the proceeds of a voted property tax levy and other resources that are restricted to expenditures for the acquisition, construction or improvement of permanent improvements. The permanent improvement fund had \$2,864,021 in revenues and \$2,980,101 in expenditures. During fiscal year 2019, fund balance decreased from \$3,464,957 to \$3,348,877.

***General Fund Budgeting Highlights***

The District's budget is prepared according to Ohio law and is based on accounting for certain transactions on a basis of cash receipts, disbursements and encumbrances. The most significant budgeted fund is the general fund.

During the course of fiscal year 2019, the District amended its general fund budget several times. For the general fund, final budgeted revenues and other financing sources were \$85,681,452, which is \$1,781,167 (2.12%) more than the original budgeted revenues estimate of \$83,900,285. Most of this variance was to account for increases in property tax collections and State Foundation revenue. Actual revenues and other financing sources for fiscal year 2019 were \$85,638,940. This represents a \$42,512 (0.05%) decrease from final budgeted revenues.

General fund original appropriations of \$89,457,744 were decreased slightly to \$88,694,301 in the final budget. The actual budget basis expenditures and other financing uses for fiscal year 2019 totaled \$87,410,638, which is \$1,283,663 or 1.45% less than the final budget appropriations. There were no significant variances from the original budget to final budget or actual to final budget for expenditures.

**Capital Assets and Debt Administration**

***Capital Assets***

At the end of fiscal year 2019, the District had \$35,399,385 invested in land, land improvements, buildings and improvements, furniture and equipment, and vehicles. This entire amount is reported in governmental activities.

**WASHINGTON LOCAL SCHOOL DISTRICT  
LUCAS COUNTY, OHIO**

MANAGEMENT'S DISCUSSION AND ANALYSIS  
FOR THE FISCAL YEAR ENDED JUNE 30, 2019

The following table shows fiscal year 2019 balances compared to 2018:

<b>Capital Assets at June 30 (Net of Depreciation)</b>		
<u>Governmental Activities</u>		
	<u>2019</u>	<u>2018</u>
Land	\$ 1,206,736	\$ 1,106,654
Land improvements	4,034,090	4,421,041
Buildings and improvements	25,412,783	26,781,916
Furniture and equipment	2,117,667	1,982,974
Vehicles	<u>2,628,109</u>	<u>1,553,130</u>
Total	<u>\$ 35,399,385</u>	<u>\$ 35,845,715</u>

Total additions to capital assets for 2019 were \$2,387,163, net disposals were \$64,649 and depreciation expense for the year amounted to \$2,768,844. The District purchased approximately \$1.4 million in vehicles in fiscal year 2019 to replace old school buses and other vehicles.

See Note 8 in the notes to the basic financial statements for detail on the District's capital assets.

***Debt Administration***

At June 30, 2019, the District had \$8,596,693 in certificates of participation and capital lease obligations outstanding. Of this amount, \$406,549 is due within one year and \$8,190,144 is due in more than one year. The following table summarizes the long-term obligations outstanding for the last two fiscal years.

<b>Outstanding Debt, at Year End</b>		
	Governmental Activities	Governmental Activities
	<u>2019</u>	<u>2018</u>
Certificates of participation	\$ 8,425,000	\$ 8,680,000
Capital lease obligations	<u>171,693</u>	<u>311,109</u>
Total	<u>\$ 8,596,693</u>	<u>\$ 8,991,109</u>

See Note 9 in the notes to the basic financial statements for detail on the District's debt administration.

**Current Financial Related Activities**

As the preceding information shows, the District heavily depends on its property taxpayers. This is due to the unconstitutional state funding in Ohio. The District is on the ballot in November 2019 for a 6.9 mill dual purpose levy; 3.9 mill General Fund, 3.0 mill Bond Levy. This levy will provide \$3.2 million for operations and authorizes borrowing of up to \$50.0 million for building construction and renovation.

Administration must diligently plan expenditures, staying carefully within the District's five-year plan. Additional revenues must not be treated as a windfall to expand programs, but as an opportunity to extend the time horizon of the five-year forecast and delay the need for future levy requests.

**WASHINGTON LOCAL SCHOOL DISTRICT  
LUCAS COUNTY, OHIO**

**MANAGEMENT'S DISCUSSION AND ANALYSIS  
FOR THE FISCAL YEAR ENDED JUNE 30, 2019**

In addition to property tax revenues, the District is heavily reliant on State Foundation funding. The District received approximately \$31.4 million in State Foundation aid (unrestricted and restricted) in fiscal year 2019, or an increase of about \$800,000 from 2018. In 2020, State Foundation aid is expected to be unchanged. The District is also receiving a new state funding source of \$1.5 million; this is School Wellness and Success Funding (SWSF). This "new funding" for 2019/2020 is misleading as the State is also reducing the annual state personal property payments by \$480,000 this year.

The passage of House Bill No. 66 posed a significant challenge for the District. House Bill No. 66 eliminated the tax on tangible personal property of businesses, telephone and telecommunications companies, and railroads. The HB66 initially partially replaced the revenue lost by the District due to the phasing out of the tax. However in 2012 and 2013, these state payments for personal property tax loss were reduced by \$1.3 million each year. In 2014 and 2015, these payments were reduced from \$8.7 million to \$6.1 million, a reduction of \$2.6 million. In 2016, these payments were reduced to \$5.2 million and in 2017 reduced to \$4.3 million. These "hold harmless payments" were reduced further to \$3.9 million in 2018 and \$3.4 million in 2019, and will be reduced by nearly \$500,000 every year after, until eliminated.

The financial future of the District is not without challenges. We have been operating under an unconstitutional funding system for over a decade and we now have our state foundation funding frozen. This has been very challenging the past several years with our increased special education costs and the reduction in personal property loss payments. The economy within the District's boundaries and in the State of Ohio was previously declining but the recent economy and outlook has improved dramatically since that time. The assessed property values within the District and in Lucas County, upon which the District's taxes are levied, have declined for the past ten years. However, with the six-year county-wide evaluation in 2018 we received our first property valuation increase (6.3%).

**Contacting the District's Financial Management**

This financial report is intended to provide our citizens, taxpayers, and investors and creditors with a general overview of the District's finances and to show the District's accountability for the money it receives. If you have questions about this report or need additional financial information contact: Jeffery S. Fouke, Treasurer, Washington Local School District, 3505 W. Lincolnshire Boulevard, Toledo, Ohio 43606-1299.

THIS PAGE IS INTENTIONALLY LEFT BLANK

**WASHINGTON LOCAL SCHOOL DISTRICT  
LUCAS COUNTY, OHIO**

STATEMENT OF NET POSITION  
JUNE 30, 2019

	<b>Governmental Activities</b>
<b>Assets:</b>	
Equity in pooled cash and cash equivalents . . . . .	\$ 39,050,435
Cash in segregated accounts . . . . .	4,743
Receivables:	
Property taxes . . . . .	41,863,118
Payment in lieu of taxes . . . . .	4,760,144
Accounts . . . . .	4,381
Accrued interest . . . . .	58,843
Intergovernmental . . . . .	1,011,263
Prepayments . . . . .	324,274
Materials and supplies inventory . . . . .	140,983
Inventory held for resale . . . . .	46,574
Net OPEB asset. . . . .	5,551,909
Capital assets:	
Nondepreciable capital assets . . . . .	1,206,736
Depreciable capital assets, net . . . . .	34,192,649
Capital assets, net . . . . .	35,399,385
Total assets . . . . .	128,216,052
<b>Deferred outflows of resources:</b>	
Pension . . . . .	24,916,902
OPEB. . . . .	1,228,103
Total deferred outflows of resources . . . . .	26,145,005
<b>Liabilities:</b>	
Accounts payable. . . . .	569,148
Accrued wages and benefits payable. . . . .	9,640,881
Intergovernmental payable . . . . .	201,886
Pension and postemployment benefits payable. . . . .	2,198,427
Accrued interest payable . . . . .	90,405
Claims payable . . . . .	1,139,760
Long-term liabilities:	
Due within one year. . . . .	718,343
Due in more than one year:	
Net pension liability (See Note 13) . . . . .	95,778,937
Net OPEB liability (See Note 14). . . . .	9,741,961
Other amounts due in more than one year. . . . .	13,337,964
Total liabilities . . . . .	133,417,712
<b>Deferred inflows of resources:</b>	
Property taxes levied for the next fiscal year . . . . .	38,028,056
Payment in lieu of taxes levied for the next fiscal year . . . . .	4,760,144
Pension . . . . .	6,826,010
OPEB. . . . .	10,018,052
Total deferred inflows of resources . . . . .	59,632,262
<b>Net position:</b>	
Net investment in capital assets. . . . .	26,654,501
Restricted for:	
Capital projects . . . . .	3,364,099
State funded programs. . . . .	22,953
Federally funded programs . . . . .	204,388
Student activities . . . . .	426,300
Unrestricted (deficit) . . . . .	(69,361,158)
Total net position (deficit) . . . . .	\$ (38,688,917)

SEE ACCOMPANYING NOTES TO THE BASIC FINANCIAL STATEMENTS

**WASHINGTON LOCAL SCHOOL DISTRICT  
LUCAS COUNTY, OHIO**

STATEMENT OF ACTIVITIES  
FOR THE FISCAL YEAR ENDED JUNE 30, 2019

	Expenses	Program Revenues			Net (Expense)
		Charges for Services and Sales	Operating Grants and Contributions	Capital Grants and Contributions	Revenue and Changes in Net Position
					Governmental Activities
<b>Governmental activities:</b>					
Instruction:					
Regular . . . . .	\$ 31,895,406	\$ 633,227	\$ 92,937	\$ -	\$ (31,169,242)
Special . . . . .	13,940,153	247,700	8,699,186	-	(4,993,267)
Vocational . . . . .	2,900,183	108,958	1,405,517	-	(1,385,708)
Other . . . . .	3,653,973	-	-	-	(3,653,973)
Support services:					
Pupil . . . . .	5,630,962	2,447	59,480	-	(5,569,035)
Instructional staff . . . . .	2,106,143	6,040	253,877	-	(1,846,226)
Board of education . . . . .	251,639	-	-	-	(251,639)
Administration . . . . .	5,005,084	-	4,940	-	(5,000,144)
Fiscal . . . . .	1,653,187	-	-	-	(1,653,187)
Business . . . . .	444,178	-	-	-	(444,178)
Operations and maintenance . . . . .	8,468,540	13,047	41,126	-	(8,414,367)
Pupil transportation . . . . .	3,632,541	80,534	306,305	-	(3,245,702)
Central . . . . .	1,433,896	-	-	-	(1,433,896)
Operation of non-instructional services:					
Food service operations . . . . .	2,488,791	733,425	1,794,069	-	38,703
Other non-instructional services . . . . .	1,271,624	7,324	1,142,966	-	(121,334)
Extracurricular activities . . . . .	1,632,538	671,948	13,000	73,600	(873,990)
Interest and fiscal charges . . . . .	282,254	-	-	-	(282,254)
<b>Total governmental activities . . . . .</b>	<b>\$ 86,691,092</b>	<b>\$ 2,504,650</b>	<b>\$ 13,813,403</b>	<b>\$ 73,600</b>	<b>(70,299,439)</b>

**General revenues:**

Property taxes levied for:

General purposes . . . . .	36,190,025
Capital outlay . . . . .	2,109,951
Payments in lieu of taxes . . . . .	4,795,963
Grants and entitlements not restricted	
to specific programs . . . . .	33,081,139
Investment earnings . . . . .	1,120,776
Miscellaneous . . . . .	873,350
<b>Total general revenues . . . . .</b>	<b>78,171,204</b>
Change in net position . . . . .	7,871,765
<b>Net position (deficit) at beginning of year . . . . .</b>	<b>(46,560,682)</b>
<b>Net position (deficit) at end of year . . . . .</b>	<b>\$ (38,688,917)</b>

SEE ACCOMPANYING NOTES TO THE BASIC FINANCIAL STATEMENTS



**WASHINGTON LOCAL SCHOOL DISTRICT  
LUCAS COUNTY, OHIO**

BALANCE SHEET  
GOVERNMENTAL FUNDS  
JUNE 30, 2019

	General	Permanent Improvement	Nonmajor Governmental Funds	Total Governmental Funds
<b>Assets:</b>				
Equity in pooled cash and cash equivalents . . . . .	\$ 26,788,257	\$ 3,271,473	\$ 1,071,234	\$ 31,130,964
Cash in segregated accounts . . . . .	4,743	-	-	4,743
Receivables:				
Property taxes . . . . .	39,615,240	2,247,878	-	41,863,118
Payment in lieu of taxes . . . . .	4,513,146	246,998	-	4,760,144
Accounts . . . . .	3,376	-	1,005	4,381
Accrued interest . . . . .	58,843	-	-	58,843
Intergovernmental . . . . .	212,718	-	798,545	1,011,263
Interfund loans . . . . .	400,000	-	-	400,000
Prepayments . . . . .	317,743	-	6,531	324,274
Materials and supplies inventory . . . . .	115,747	-	25,236	140,983
Inventory held for resale . . . . .	-	-	46,574	46,574
Total assets . . . . .	<u>72,029,813</u>	<u>5,766,349</u>	<u>1,949,125</u>	<u>79,745,287</u>
<b>Liabilities:</b>				
Accounts payable . . . . .	439,498	19,183	102,630	561,311
Accrued wages and benefits payable . . . . .	8,947,321	-	693,560	9,640,881
Compensated absences payable . . . . .	177,988	-	1,228	179,216
Intergovernmental payable . . . . .	184,245	-	17,641	201,886
Pension and postemployment benefits payable . . . . .	2,016,822	-	181,605	2,198,427
Interfund loans payable . . . . .	-	-	400,000	400,000
Claims payable . . . . .	255,600	-	-	255,600
Total liabilities . . . . .	<u>12,021,474</u>	<u>19,183</u>	<u>1,396,664</u>	<u>13,437,321</u>
<b>Deferred inflows of resources:</b>				
Property taxes levied for the next fiscal year . . . . .	35,982,392	2,045,664	-	38,028,056
Payment in lieu of taxes levied for the next fiscal year . . . . .	4,513,146	246,998	-	4,760,144
Delinquent property tax revenue not available . . . . .	1,990,723	105,627	-	2,096,350
Intergovernmental revenue not available . . . . .	-	-	192,799	192,799
Accrued interest not available . . . . .	9,864	-	-	9,864
Miscellaneous revenue not available . . . . .	202,065	-	-	202,065
Total deferred inflows of resources . . . . .	<u>42,698,190</u>	<u>2,398,289</u>	<u>192,799</u>	<u>45,289,278</u>
<b>Fund balances:</b>				
Nonspendable:				
Materials and supplies inventory . . . . .	115,747	-	25,236	140,983
Prepayments . . . . .	317,743	-	6,531	324,274
Restricted:				
Capital improvements . . . . .	-	3,348,877	-	3,348,877
Non-public schools . . . . .	-	-	21,055	21,055
Vocational education . . . . .	-	-	13,007	13,007
Other purposes . . . . .	-	-	480	480
Extracurricular activities . . . . .	-	-	426,300	426,300
Committed:				
Capital improvements . . . . .	-	-	181,810	181,810
Underground storage tank . . . . .	55,000	-	-	55,000
Assigned:				
Student instruction . . . . .	113,706	-	-	113,706
Student and staff support . . . . .	494,061	-	-	494,061
Extracurricular activities . . . . .	1,500	-	-	1,500
Facilities acquisition and construction . . . . .	299	-	-	299
Subsequent year's appropriations . . . . .	4,964,844	-	-	4,964,844
Other purposes . . . . .	156,350	-	-	156,350
Unassigned (deficit) . . . . .	11,090,899	-	(314,757)	10,776,142
Total fund balances . . . . .	<u>17,310,149</u>	<u>3,348,877</u>	<u>359,662</u>	<u>21,018,688</u>
Total liabilities, deferred inflows of resources and fund balances . . . . .	<u>\$ 72,029,813</u>	<u>\$ 5,766,349</u>	<u>\$ 1,949,125</u>	<u>\$ 79,745,287</u>

SEE ACCOMPANYING NOTES TO THE BASIC FINANCIAL STATEMENTS

**WASHINGTON LOCAL SCHOOL DISTRICT  
LUCAS COUNTY, OHIO**

RECONCILIATION OF TOTAL GOVERNMENTAL FUND BALANCES TO  
NET POSITION OF GOVERNMENTAL ACTIVITIES  
JUNE 30, 2019

<b>Total governmental fund balances</b>	\$	21,018,688
<i>Amounts reported for governmental activities on the statement of net position are different because:</i>		
Capital assets used in governmental activities are not financial resources and therefore are not reported in the funds.		35,399,385
Other long-term assets are not available to pay for current-period expenditures and therefore are deferred inflows of resources in the funds.		
Property taxes receivable	\$ 2,096,350	
Accrued interest receivable	9,864	
Accounts receivable	202,065	
Intergovernmental receivable	192,799	
Total	2,501,078	2,501,078
An internal service fund is used by management to charge the costs of insurance to individual funds. The assets and liabilities of the internal service fund are included in governmental activities on the statement of net position.		7,027,474
Unamortized premiums on debt issuances are not recognized in the funds.		(148,191)
Accrued interest payable is not due and payable in the current period and therefore is not reported in the funds.		(90,405)
The net pension liability is not due and payable in the current period, therefore, the liability and related deferred inflows and outflows of resources are not reported in governmental funds.		
Deferred outflows of resources - pension	24,916,902	
Deferred inflows of resources - pension	(6,826,010)	
Net pension liability	(95,778,937)	
Total	(77,688,045)	(77,688,045)
The net OPEB liability/asset is not due and payable in the current period, therefore, the liability/asset and related deferred inflows and outflows of resources are not reported in governmental funds.		
Deferred outflows of resources - OPEB	1,228,103	
Deferred inflows of resources - OPEB	(10,018,052)	
Net OPEB asset	5,551,909	
Net OPEB liability	(9,741,961)	
Total	(12,980,001)	(12,980,001)
Long-term liabilities are not due and payable in the current period and therefore are not reported in the funds.		
Certificates of participation	(8,425,000)	
Capital lease obligations	(171,693)	
Compensated absences	(5,132,207)	
Total	(13,728,900)	(13,728,900)
<b>Net position of governmental activities</b>	<b>\$</b>	<b>(38,688,917)</b>

SEE ACCOMPANYING NOTES TO THE BASIC FINANCIAL STATEMENTS

**WASHINGTON LOCAL SCHOOL DISTRICT  
LUCAS COUNTY, OHIO**

STATEMENT OF REVENUES, EXPENDITURES AND CHANGES IN FUND BALANCES  
GOVERNMENTAL FUNDS  
FOR THE FISCAL YEAR ENDED JUNE 30, 2019

	General	Permanent Improvement	Nonmajor Governmental Funds	Total Governmental Funds
<b>Revenues:</b>				
From local sources:				
Property taxes . . . . .	\$ 37,931,841	\$ 2,181,500	\$ -	\$ 40,113,341
Payment in lieu of taxes . . . . .	4,504,441	291,522	-	4,795,963
Tuition. . . . .	756,711	-	-	756,711
Charges for services . . . . .	-	-	733,425	733,425
Transportation fees. . . . .	80,534	-	-	80,534
Earnings on investments . . . . .	860,567	78,770	10,164	949,501
Extracurricular. . . . .	2,154	-	671,948	674,102
Classroom materials and fees . . . . .	160,585	-	-	160,585
Rental income . . . . .	13,047	-	62,454	75,501
Contributions and donations. . . . .	57,627	25,000	1,000	83,627
Contract services. . . . .	71,865	-	-	71,865
Other local revenues . . . . .	612,332	59,480	12,000	683,812
Intergovernmental - intermediate . . . . .	276	-	-	276
Intergovernmental - state . . . . .	39,174,924	227,749	1,132,328	40,535,001
Intergovernmental - federal . . . . .	835,932	-	5,620,572	6,456,504
Total revenues. . . . .	<u>85,062,836</u>	<u>2,864,021</u>	<u>8,243,891</u>	<u>96,170,748</u>
<b>Expenditures:</b>				
Current:				
Instruction:				
Regular . . . . .	36,073,464	31,592	93,993	36,199,049
Special . . . . .	12,084,505	12,074	3,368,512	15,465,091
Vocational . . . . .	3,187,959	-	63,910	3,251,869
Other . . . . .	3,588,744	-	-	3,588,744
Support services:				
Pupil. . . . .	6,298,558	-	51,203	6,349,761
Instructional staff . . . . .	2,113,533	-	237,424	2,350,957
Board of education . . . . .	249,609	-	-	249,609
Administration . . . . .	5,578,304	15,321	4,406	5,598,031
Fiscal . . . . .	1,699,346	37,410	-	1,736,756
Business. . . . .	510,285	-	-	510,285
Operations and maintenance . . . . .	8,769,254	291,225	41,808	9,102,287
Pupil transportation . . . . .	3,763,754	1,279,581	-	5,043,335
Central. . . . .	1,234,400	572	-	1,234,972
Operation of non-instructional services:				
Food service operations . . . . .	-	-	2,700,956	2,700,956
Other non-instructional services . . . . .	33,404	17,531	1,192,574	1,243,509
Extracurricular activities . . . . .	1,120,614	10,000	648,689	1,779,303
Facilities acquisition and construction. . . . .	142,590	751,020	-	893,610
Debt service:				
Principal retirement. . . . .	139,416	255,000	-	394,416
Interest and fiscal charges . . . . .	12,390	278,775	-	291,165
Total expenditures . . . . .	<u>86,600,129</u>	<u>2,980,101</u>	<u>8,403,475</u>	<u>97,983,705</u>
Excess of expenditures over revenues. . . . .	<u>(1,537,293)</u>	<u>(116,080)</u>	<u>(159,584)</u>	<u>(1,812,957)</u>
<b>Other financing sources (uses):</b>				
Transfers in. . . . .	-	-	266,556	266,556
Transfers (out) . . . . .	(266,556)	-	-	(266,556)
Proceeds from sale of assets . . . . .	14,352	-	-	14,352
Total other financing sources (uses). . . . .	<u>(252,204)</u>	<u>-</u>	<u>266,556</u>	<u>14,352</u>
Net change in fund balances. . . . .	<u>(1,789,497)</u>	<u>(116,080)</u>	<u>106,972</u>	<u>(1,798,605)</u>
<b>Fund balances at beginning of year. . . . .</b>	<u>19,099,646</u>	<u>3,464,957</u>	<u>252,690</u>	<u>22,817,293</u>
<b>Fund balances at end of year . . . . .</b>	<u>\$ 17,310,149</u>	<u>\$ 3,348,877</u>	<u>\$ 359,662</u>	<u>\$ 21,018,688</u>

SEE ACCOMPANYING NOTES TO THE BASIC FINANCIAL STATEMENTS

**WASHINGTON LOCAL SCHOOL DISTRICT  
LUCAS COUNTY, OHIO**

RECONCILIATION OF THE STATEMENT OF REVENUES, EXPENDITURES  
AND CHANGES IN FUND BALANCES OF GOVERNMENTAL FUNDS  
TO THE STATEMENT OF ACTIVITIES  
FOR THE FISCAL YEAR ENDED JUNE 30, 2019

<b>Net change in fund balances - total governmental funds</b>	\$	(1,798,605)
<i>Amounts reported for governmental activities in the statement of activities are different because:</i>		
Governmental funds report capital outlays as expenditures. However, in the statement of activities, the cost of those assets is allocated over their estimated useful lives as depreciation expense.		
Capital asset additions	\$ 2,387,163	
Current year depreciation	<u>(2,768,844)</u>	
Total		(381,681)
The net effect of various miscellaneous transactions involving capital assets (i.e., sales, disposals, trade-ins, and donations) is to decrease net position.		
		(64,649)
Revenues in the statement of activities that do not provide current financial resources are not reported as revenues in the funds.		
Property taxes	(1,813,365)	
Earnings on investments	(5,916)	
Miscellaneous	202,065	
Intergovernmental	<u>(174,368)</u>	
Total		(1,791,584)
Repayment of principal on long-term obligations is an expenditure in the governmental funds, but the repayment reduces long-term liabilities on the statement of net position.		
		394,416
In the statement of activities, interest is accrued on outstanding debt, whereas in governmental funds, an interest expenditure is reported when due. The following items resulted in less interest being reported in the statement of activities:		
Decrease in accrued interest payable	2,515	
Amortization of debt premiums	<u>6,396</u>	
Total		8,911
Contractually required pension contributions are reported as expenditures in governmental funds; however, the statement of activities reports these amounts as deferred outflows of resources.		
		7,405,394
Except for amounts reported as deferred inflows/outflows of resources, changes in the net pension liability are reported as pension expense in the statement of activities.		
		(8,338,180)
Contractually required OPEB contributions are reported as expenditures in governmental funds; however, the statement of activities reports these amounts as deferred outflows of resources.		
		273,295
Except for amounts reported as deferred inflows/outflows of resources, changes in the net OPEB liability and net OPEB asset are reported as OPEB expense in the statement of activities.		
		11,610,173
Some expenses reported in the statement of activities, such as compensated absences, do not require the use of current financial resources and therefore are not reported as expenditures in governmental funds.		
		(178,205)
An internal service fund used by management to charge the costs of insurance to individual funds is not reported in the district-wide statement of activities. Governmental fund expenditures and the related internal service fund revenues are eliminated. The net revenue (expense) of the internal service fund is allocated among the governmental activities.		
		<u>732,480</u>
<b>Change in net position of governmental activities</b>	<b>\$</b>	<b><u>7,871,765</u></b>

SEE ACCOMPANYING NOTES TO THE BASIC FINANCIAL STATEMENTS

**WASHINGTON LOCAL SCHOOL DISTRICT  
LUCAS COUNTY, OHIO**

STATEMENT OF REVENUES, EXPENDITURES AND CHANGES IN  
FUND BALANCE - BUDGET AND ACTUAL (NON-GAAP BUDGETARY BASIS)  
GENERAL FUND  
FOR THE FISCAL YEAR ENDED JUNE 30, 2019

	<u>Budgeted Amounts</u>		<u>Actual</u>	<u>Variance with Final Budget Positive (Negative)</u>
	<u>Original</u>	<u>Final</u>		
<b>Revenues:</b>				
From local sources:				
Property taxes . . . . .	\$ 37,225,637	\$ 38,022,867	\$ 38,022,866	\$ (1)
Payment in lieu of taxes . . . . .	4,409,996	4,504,441	4,504,441	-
Tuition. . . . .	768,541	788,500	756,711	(31,789)
Transportation fees. . . . .	88,113	90,000	80,534	(9,466)
Earnings on investments . . . . .	729,379	745,000	719,532	(25,468)
Classroom materials and fees . . . . .	32,308	33,000	40,435	7,435
Rental income . . . . .	14,685	15,000	13,605	(1,395)
Other local revenues . . . . .	562,183	574,223	595,264	21,041
Intergovernmental - state . . . . .	38,334,514	39,155,494	39,182,712	27,218
Intergovernmental - federal . . . . .	840,370	858,368	837,948	(20,420)
<b>Total revenues . . . . .</b>	<b>83,005,726</b>	<b>84,786,893</b>	<b>84,754,048</b>	<b>(32,845)</b>
<b>Expenditures:</b>				
Current:				
Instruction:				
Regular . . . . .	36,558,563	36,224,719	36,068,126	156,593
Special. . . . .	11,953,943	12,211,310	12,074,588	136,722
Vocational. . . . .	3,372,716	3,271,536	3,224,677	46,859
Other. . . . .	3,594,611	3,595,165	3,588,477	6,688
Support services:				
Pupil. . . . .	6,679,156	6,446,581	6,326,503	120,078
Instructional staff . . . . .	2,140,542	2,129,921	2,096,295	33,626
Board of education . . . . .	300,435	307,992	246,665	61,327
Administration. . . . .	5,715,223	5,634,564	5,538,128	96,436
Fiscal . . . . .	1,854,997	1,828,809	1,730,007	98,802
Business . . . . .	514,132	543,598	509,936	33,662
Operations and maintenance. . . . .	9,527,311	9,107,251	8,950,348	156,903
Pupil transportation . . . . .	3,957,784	3,999,338	3,858,620	140,718
Central . . . . .	1,473,781	1,337,589	1,273,515	64,074
Operation of non-instructional services . . . . .	19,665	14,811	9,136	5,675
Extracurricular activities . . . . .	1,214,385	1,204,517	1,106,172	98,345
Facilities acquisition and construction . . . . .	10,000	161,100	142,889	18,211
<b>Total expenditures. . . . .</b>	<b>88,887,244</b>	<b>88,018,801</b>	<b>86,744,082</b>	<b>1,274,719</b>
Excess of expenditures over revenues. . . . .	(5,881,518)	(3,231,908)	(1,990,034)	1,241,874
<b>Other financing sources (uses):</b>				
Refund of prior year's expenditures . . . . .	480,207	480,207	470,540	(9,667)
Transfers (out) . . . . .	(170,500)	(275,500)	(266,556)	8,944
Advances in . . . . .	400,000	400,000	400,000	-
Advances (out). . . . .	(400,000)	(400,000)	(400,000)	-
Proceeds from sale of assets . . . . .	14,352	14,352	14,352	-
<b>Total other financing sources (uses). . . . .</b>	<b>324,059</b>	<b>219,059</b>	<b>218,336</b>	<b>(723)</b>
Net change in fund balance . . . . .	(5,557,459)	(3,012,849)	(1,771,698)	1,241,151
<b>Fund balance at beginning of year . . . . .</b>	<b>26,718,570</b>	<b>26,718,570</b>	<b>26,718,570</b>	<b>-</b>
<b>Prior year encumbrances appropriated . . . . .</b>	<b>688,985</b>	<b>688,985</b>	<b>688,985</b>	<b>-</b>
<b>Fund balance at end of year. . . . .</b>	<b>\$ 21,850,096</b>	<b>\$ 24,394,706</b>	<b>\$ 25,635,857</b>	<b>\$ 1,241,151</b>

SEE ACCOMPANYING NOTES TO THE BASIC FINANCIAL STATEMENTS

**WASHINGTON LOCAL SCHOOL DISTRICT  
LUCAS COUNTY, OHIO**

STATEMENT OF NET POSITION  
PROPRIETARY FUND  
JUNE 30, 2019

	<b>Governmental Activities - Internal Service Fund</b>
<b>Assets:</b>	
Equity in pooled cash and cash equivalents . . . . .	\$ 7,919,471
Total assets. . . . .	<u>7,919,471</u>
<b>Liabilities:</b>	
Accounts payable . . . . .	7,837
Claims payable. . . . .	<u>884,160</u>
Total liabilities . . . . .	<u>891,997</u>
<b>Net position:</b>	
Unrestricted. . . . .	<u>7,027,474</u>
Total net position . . . . .	<u><u>\$ 7,027,474</u></u>

SEE ACCOMPANYING NOTES TO THE BASIC FINANCIAL STATEMENTS

**WASHINGTON LOCAL SCHOOL DISTRICT  
LUCAS COUNTY, OHIO**

STATEMENT OF REVENUES, EXPENSES AND  
CHANGES IN NET POSITION  
PROPRIETARY FUND  
FOR THE FISCAL YEAR ENDED JUNE 30, 2019

	<b>Governmental Activities - Internal Service Fund</b>
<b>Operating revenues:</b>	
Charges for services . . . . .	\$ 11,853,264
Total operating revenues . . . . .	<u>11,853,264</u>
<b>Operating expenses:</b>	
Purchased services. . . . .	417,144
Claims . . . . .	<u>10,887,333</u>
Total operating expenses. . . . .	<u>11,304,477</u>
Operating income . . . . .	<u>548,787</u>
<b>Nonoperating revenues:</b>	
Interest revenue. . . . .	<u>183,693</u>
Change in net position . . . . .	732,480
<b>Net position at beginning of year. . . . .</b>	<u>6,294,994</u>
<b>Net position at end of year . . . . .</b>	<u>\$ 7,027,474</u>

SEE ACCOMPANYING NOTES TO THE BASIC FINANCIAL STATEMENTS

**WASHINGTON LOCAL SCHOOL DISTRICT  
LUCAS COUNTY, OHIO**

STATEMENT OF CASH FLOWS  
PROPRIETARY FUND  
FOR THE FISCAL YEAR ENDED JUNE 30, 2019

	<b>Governmental Activities - Internal Service Fund</b>
<b>Cash flows from operating activities:</b>	
Cash received from charges for services . . . . .	\$ 11,868,586
Cash payments for purchased services . . . . .	(412,021)
Cash payments for claims . . . . .	<u>(10,945,543)</u>
Net cash provided by operating activities . . . . .	<u>511,022</u>
<b>Cash flows from investing activities:</b>	
Interest received . . . . .	<u>183,693</u>
Net cash provided by investing activities . . . . .	<u>183,693</u>
Net increase in cash and cash equivalents . . . . .	694,715
<b>Cash and cash equivalents at beginning of year . . . . .</b>	<u>7,224,756</u>
<b>Cash and cash equivalents at end of year . . . . .</b>	<u><u>\$ 7,919,471</u></u>
<b>Reconciliation of operating income to net cash provided by operating activities:</b>	
Operating income . . . . .	\$ 548,787
Changes in assets and liabilities:	
Decrease in accounts receivable . . . . .	15,322
Increase in accounts payable . . . . .	5,123
(Decrease) in claims payable . . . . .	<u>(58,210)</u>
Net cash provided by operating activities . . . . .	<u><u>\$ 511,022</u></u>

SEE ACCOMPANYING NOTES TO THE BASIC FINANCIAL STATEMENTS



**WASHINGTON LOCAL SCHOOL DISTRICT  
LUCAS COUNTY, OHIO**

STATEMENT OF FIDUCIARY NET POSITION  
FIDUCIARY FUNDS  
JUNE 30, 2019

	<b>Private-Purpose Trust</b>	
	<b>Scholarship</b>	<b>Agency</b>
<b>Assets:</b>		
Equity in pooled cash and cash equivalents . . . . .	\$ 267,402	\$ 248,720
Total assets. . . . .	267,402	\$ 248,720
<b>Liabilities:</b>		
Accounts payable. . . . .	\$ 393	\$ 285
Deposits held and due to others. . . . .	-	248,435
Total liabilities . . . . .	393	\$ 248,720
<b>Net position:</b>		
Held in trust for scholarships . . . . .	267,009	
Total net position . . . . .	\$ 267,009	

SEE ACCOMPANYING NOTES TO THE BASIC FINANCIAL STATEMENTS

**WASHINGTON LOCAL SCHOOL DISTRICT  
LUCAS COUNTY, OHIO**

STATEMENT OF CHANGES IN FIDUCIARY NET POSITION  
FIDUCIARY FUND  
FOR THE FISCAL YEAR ENDED JUNE 30, 2019

	<b>Private-Purpose Trust</b>
	<b>Scholarship</b>
<b>Additions:</b>	
Interest . . . . .	\$ 4,458
Gifts and contributions . . . . .	37,177
Total additions . . . . .	41,635
 <b>Deductions:</b>	
Scholarships awarded . . . . .	26,456
 Change in net position . . . . .	15,179
<b>Net position at beginning of year . . . . .</b>	<b>251,830</b>
<b>Net position at end of year . . . . .</b>	<b>\$ 267,009</b>

SEE ACCOMPANYING NOTES TO THE BASIC FINANCIAL STATEMENTS

**WASHINGTON LOCAL SCHOOL DISTRICT  
LUCAS COUNTY, OHIO**

NOTES TO THE BASIC FINANCIAL STATEMENTS  
FOR THE FISCAL YEAR ENDED JUNE 30, 2019

**NOTE 1 - DESCRIPTION OF THE SCHOOL DISTRICT**

The Washington Local School District (the "District") is located in the greater metropolitan Toledo area of Lucas County in northwestern Ohio. The District is a body politic and corporate established for the purpose of exercising the rights and privileges conveyed to it by the constitution and laws of the State of Ohio. The District is a local school district as defined by § 3311.03 of the Ohio Revised Code. The District operates under an elected Board of Education (5 members) and is responsible for the provision of public education to residents of the District.

The District employs 325 non-certified and 531 certified full-time and part-time employees to provide services to approximately 7,377 students in grades K through 12.

The District provides regular, vocational, and special instruction. The District also provides support services for the pupils, instructional staff, general and school administration, business and fiscal services, facilities acquisitions and construction services, operation and maintenance of plant, student transportation, food services and extracurricular activities.

**NOTE 2 - SUMMARY OF SIGNIFICANT ACCOUNTING POLICIES**

The basic financial statements of the District have been prepared in conformity with accounting principles generally accepted in the United States of America (GAAP) as applied to governmental units. The Governmental Accounting Standards Board (GASB) is the accepted standard-setting body for establishing governmental accounting and financial reporting principles. The District's significant accounting policies are described below.

**A. Reporting Entity**

The reporting entity has been defined in accordance with GASB Statement No. 14, "The Financial Reporting Entity" as amended by GASB Statement No. 39, "Determining Whether Certain Organizations Are Component Units" and GASB Statement No. 61, "The Financial Reporting Entity: Omnibus an Amendment of GASB Statements No. 14 and No. 34". The reporting entity is composed of the primary government and component units. The primary government consists of all funds, departments, boards and agencies that are not legally separate from the District. For the District, this includes general operations, food service, and student related activities of the District.

Component units are legally separate organizations for which the District is financially accountable. The District is financially accountable for an organization if the District appoints a voting majority of the organization's Governing Board and (1) the District is able to significantly influence the programs or services performed or provided by the organization; or (2) the District is legally entitled to or can otherwise access the organization's resources; or (3) the District is legally obligated or has otherwise assumed the responsibility to finance the deficits of, or provide financial support to, the organization; or (4) the District is obligated for the debt of the organization. Component units may also include organizations that are fiscally dependent on the District in that the District approves the budget, the issuance of debt or the levying of taxes. Certain organizations are also included as component units if the nature and significance of the relationship between the primary government and the organization is such that exclusion by the primary government would render the primary government's financial statements incomplete or misleading. Based upon the application of these criteria, the District has no component units. The basic financial statements of the reporting entity include only those of the District (the primary government).

**WASHINGTON LOCAL SCHOOL DISTRICT  
LUCAS COUNTY, OHIO**

NOTES TO THE BASIC FINANCIAL STATEMENTS  
FOR THE FISCAL YEAR ENDED JUNE 30, 2019

**NOTE 2 - SUMMARY OF SIGNIFICANT ACCOUNTING POLICIES - (Continued)**

The following organizations are described due to their relationship to the District:

*JOINTLY GOVERNED ORGANIZATION*

Northwest Ohio Computer Association (NWOCA)

The District is a participant with 41 other school districts and other entities in a jointly governed organization to operate NWOCA. NWOCA was formed for the purpose of providing computer services. NWOCA is governed by a board of directors consisting of the superintendents of the member school districts. The degree of control exercised by any participating school district is limited to its representation on the board. The District does not have an ongoing financial interest or responsibility in NWOCA.

*INSURANCE PURCHASING POOLS*

Ohio Schools Plan

The District participates in the Ohio Schools Plan (OSP), an insurance purchasing pool. The OSP is created and organized pursuant to and as authorized by Section 2744.081 of the Ohio Revised Code. The OSP is an unincorporated, non-profit association of its members and an instrumentality for each member for the purpose of enabling members of the Plan to provide for a formalized, joint insurance purchasing program to maintain adequate insurance protection, risk management programs and other administrative services. The OSP's business and affairs are conducted by a fifteen member Board of Directors consisting of school district's superintendents and treasurers, as well as the president of Harcum-Hyre Insurance Agency, Inc. and a partner of the Hylant Group, Inc. Hylant Group, Inc. is the Administrator of the OSP and is responsible for processing claims. Harcum-Hyre Insurance Agency, Inc. is the sales and marketing representative, which establishes agreements between OSP and member schools.

Ohio SchoolComp Workers' Compensation Group Rating Program

The District participates in the Ohio SchoolComp Workers' Compensation Group Rating Program (GRP). The GRP is co-sponsored by the Ohio School Boards Association and the Ohio Association of School Business Officials. CompManagement, Inc. provides administration services for the GRP. The intent of the GRP is to achieve the benefit of a reduced premium for the District by virtue of its grouping and representation with other participants in the GRP. The District pays a fee to the GRP to cover the costs of administering the program.

**B. Fund Accounting**

The District uses funds to maintain its financial records during the year. A fund is defined as a fiscal and accounting entity with a self balancing set of accounts. There are three categories of funds: governmental, proprietary and fiduciary.

*GOVERNMENTAL FUNDS*

Governmental funds are those through which most governmental functions typically are financed. Governmental fund reporting focuses on the sources, uses and balances of current financial resources. Expendable assets are assigned to the various governmental funds according to the purposes for which they may or must be used. Current liabilities are assigned to the fund from which they will be paid. The difference between governmental fund assets and deferred outflows of resources and liabilities and deferred inflows of resources is reported as fund balance.

**WASHINGTON LOCAL SCHOOL DISTRICT  
LUCAS COUNTY, OHIO**

NOTES TO THE BASIC FINANCIAL STATEMENTS  
FOR THE FISCAL YEAR ENDED JUNE 30, 2019

**NOTE 2 - SUMMARY OF SIGNIFICANT ACCOUNTING POLICIES - (Continued)**

The following are the District's major governmental funds:

*General fund* -The general fund is used to account for and report all financial resources not accounted for and reported in another fund. The general fund balance is available for any purpose provided it is expended or transferred according to the general laws of Ohio.

*Permanent improvement fund* -The permanent improvement fund is used to account for the proceeds of a voted property tax levy and other resources restricted to expenditures for the acquisition, construction or improvement of permanent improvements.

Other governmental funds of the District are used to account for (a) financial resources that are restricted, committed, or assigned to expenditures for capital outlays including the acquisition or construction of capital facilities and other capital assets, (b) specific revenue sources that are restricted or committed to an expenditure for specified purposes other than debt service or capital projects and (c) financial resources that are restricted, committed, or assigned to expenditure for principal and interest.

**PROPRIETARY FUNDS**

Proprietary funds are used to account for the District's ongoing activities which are similar to those often found in the private sector. The District has no enterprise funds. The following is a description of the District's internal service fund:

*Internal service fund* - Internal service funds are used to account for the financing of goods or services provided by one department or agency to other departments or agencies of the district, or to other governments, on a cost-reimbursement basis. The internal service fund of the District accounts for a self-insurance program for employee health, prescription drug, and dental benefits.

**FIDUCIARY FUNDS**

Fiduciary fund reporting focuses on net position and changes in net position. The fiduciary fund category is split into four classifications: pension trust funds, investment trust funds, private-purpose trust funds and agency funds. Trust funds are used to account for assets held by the District under a trust agreement for individuals, private organizations, or other governments and are therefore not available to support the District's own programs. The District's two trust funds are private purpose trusts which account for scholarship programs for students. Agency funds are custodial in nature (assets equal liabilities) and do not involve measurement of results of operations. The District's agency funds account for student activities and District agency activities.

**C. Basis of Presentation and Measurement Focus**

*Government-wide Financial Statements* - The statement of net position and the statement of activities display information about the District as a whole. These statements include the financial activities of the primary government, except for fiduciary funds. These statements distinguish between those activities that are governmental and those that are considered business-type activities. The District has no business-type activities. The internal service fund operating activities are eliminated to avoid overstatement of revenues and expenses.

**WASHINGTON LOCAL SCHOOL DISTRICT  
LUCAS COUNTY, OHIO**

NOTES TO THE BASIC FINANCIAL STATEMENTS  
FOR THE FISCAL YEAR ENDED JUNE 30, 2019

**NOTE 2 - SUMMARY OF SIGNIFICANT ACCOUNTING POLICIES - (Continued)**

The government-wide statement of activities presents a comparison between direct expenses and program revenues for each function or program of the governmental activities of the District. Direct expenses are those that are specifically associated with a service, program or department and therefore clearly identifiable to a particular function. Program revenues include amounts paid by the recipient of goods or services offered by the program and grants and contributions that are restricted to meeting the operational or capital requirements of a particular program. Revenues not classified as program revenues are presented as general revenues of the District.

The government-wide financial statements are prepared using the economic resources measurement focus. All assets and deferred outflows of resources and all liabilities and deferred inflows of resources associated with the operation of the District are included on the statement of net position.

*Fund Financial Statements* - Fund financial statements report detailed information about the District. The focus of governmental fund financial statements is on major funds rather than reporting funds by type. Each major fund is presented in a separate column, and all nonmajor funds are aggregated into one column. The internal service fund is presented in a single column on the face of the proprietary fund statements. Fiduciary funds are reported by fund type.

The accounting and financial reporting treatment applied to a fund is determined by its measurement focus. All governmental funds are accounted for using a flow of current financial resources measurement focus. With this measurement focus, only current assets and deferred outflows of resources and current liabilities and deferred inflows of resources generally are included on the balance sheet. The statement of revenues, expenditures and changes in fund balances reports on the sources (i.e., revenues and other financing sources) and uses (i.e., expenditures and other financing uses) of current financial resources. This approach differs from the manner in which the governmental activities of the government-wide financial statements are prepared. Governmental fund financial statements therefore include a reconciliation with brief explanations to better identify the relationship between the government-wide statements and the statements for governmental funds.

Like the government-wide statements, the internal service fund is accounted for on a flow of economic resources measurement focus. All assets and deferred outflows and all liabilities and deferred inflows associated with the operation of this fund are included on the statement of fund net position. The statement of changes in fund net position presents increases (i.e., revenues) and decreases (i.e., expenses) in total net position. The statement of cash flows provides information about how the District finances and meets the cash flow needs of its proprietary activity.

Proprietary funds distinguish operating revenues and expenses from nonoperating items. Operating revenues and expenses generally result from providing services and producing and delivering goods in connection with a proprietary fund's principal ongoing operation. The principal operating revenues of the District's internal service fund are charges for sales and services. Operating expenses for the internal service fund include claims and purchased services expenses. All revenues and expenses not meeting this definition are reported as nonoperating revenues and expenses.

The private-purpose trust funds are reported using the economic resources measurement focus. Agency funds do not report a measurement focus as they do not report operations.

**WASHINGTON LOCAL SCHOOL DISTRICT  
LUCAS COUNTY, OHIO**

NOTES TO THE BASIC FINANCIAL STATEMENTS  
FOR THE FISCAL YEAR ENDED JUNE 30, 2019

**NOTE 2 - SUMMARY OF SIGNIFICANT ACCOUNTING POLICIES - (Continued)**

**D. Basis of Accounting**

Basis of accounting determines when transactions are recorded in the financial records and reported on the financial statements. Government-wide financial statements are prepared using the accrual basis of accounting. Governmental funds use the modified accrual basis of accounting. Proprietary and fiduciary funds also use the accrual basis of accounting.

Revenues - Exchange and Non-Exchange Transactions - Revenue resulting from exchange transactions, in which each party gives and receives essentially equal value, is recorded on the accrual basis when the exchange takes place. On a modified accrual basis, revenue is recorded in the fiscal year in which the resources are measurable and become available. Available means that the resources will be collected within the current fiscal year or are expected to be collected soon enough thereafter to be used to pay liabilities of the current fiscal year. For the District, available means expected to be received within sixty days of fiscal year end.

Nonexchange transactions, in which the District receives value without directly giving equal value in return, include property taxes, payments in lieu of taxes, grants, entitlements and donations. On an accrual basis, revenue from property taxes is recognized in the fiscal year for which the taxes are levied (See Note 6).

Revenue from grants, entitlements and donations is recognized in the fiscal year in which all eligibility requirements have been satisfied. Eligibility requirements include timing requirements, which specify the year when the resources are required to be used or the fiscal year when use is first permitted, matching requirements, in which the District must provide local resources to be used for a specified purpose, and expenditure requirements, in which the resources are provided to the District on a reimbursement basis. On a modified accrual basis, revenue from nonexchange transactions must also be available before it can be recognized.

Under the modified accrual basis, the following revenue sources are considered to be both measurable and available at fiscal year end: property taxes available as an advance, interest, tuition, grants, and student fees.

Deferred Outflows of Resources and Deferred Inflows of Resources - In addition to assets, the government-wide statement of net position will report a separate section for deferred outflows of resources. Deferred outflows of resources, represents a consumption of net position that applies to a future period and will not be recognized as an outflow of resources (expense/expenditure) until then. See Notes 13 and 14 for deferred outflows of resources related to the District's net pension liability and net OPEB liability/asset, respectively.

**WASHINGTON LOCAL SCHOOL DISTRICT  
LUCAS COUNTY, OHIO**

NOTES TO THE BASIC FINANCIAL STATEMENTS  
FOR THE FISCAL YEAR ENDED JUNE 30, 2019

**NOTE 2 - SUMMARY OF SIGNIFICANT ACCOUNTING POLICIES - (Continued)**

In addition to liabilities, both the government-wide statement of net position and the governmental fund financial statements report a separate section for deferred inflows of resources. Deferred inflows of resources represent an acquisition of net position that applies to a future period and will not be recognized as an inflow of resources (revenue) until that time. For the District, deferred inflows of resources include property taxes, payments in lieu of taxes and unavailable revenue. Property taxes and payments in lieu of taxes represent amounts for which there is an enforceable legal claim as of June 30, 2019, but which were levied to finance fiscal year 2020 operations. These amounts have been recorded as a deferred inflow of resources on both the government-wide statement of net position and the governmental fund financial statements. Unavailable revenue is reported only on the governmental funds balance sheet, and represents receivables which will not be collected within the available period. For the District unavailable revenue includes, but is not limited to, delinquent property taxes and intergovernmental grants. These amounts are deferred and recognized as an inflow of resources in the period the amounts become available.

See Notes 13 and 14 for deferred inflows of resources related to the District's net pension liability and net OPEB liability/asset, respectively. This deferred inflow of resources is only reported on the government-wide statement of net position.

Expenses/Expenditures - On the accrual basis of accounting, expenses are recognized at the time they are incurred. The entitlement value of donated commodities used during the year is reported in the statement of revenues, expenditures and changes in fund balances as an expenditure with a like amount reported as intergovernmental revenue.

The measurement focus of governmental fund accounting is on decreases in net financial resources (expenditures) rather than expenses. Expenditures are generally recognized in the accounting period in which the related fund liability is incurred, if measurable. Allocations of cost, such as depreciation and amortization, are not recognized in governmental funds.

**E. Budgets**

The budgetary process is prescribed by provisions of the Ohio Revised Code and entails the preparation of budgetary documents within an established timetable. The major documents prepared are the certificate of estimated resources and the appropriation resolution, both of which are prepared on the budgetary basis of accounting. The certificate of estimated resources and the appropriations resolution are subject to amendment throughout the year with the legal restriction that appropriations cannot exceed estimated resources, as certified. All funds, other than agency funds, are legally required to be budgeted and appropriated. The legal level of budgetary control has been established by the Board of Education at the object level within each function within each fund for all funds. Any budgetary modifications at these levels may only be made by resolution of the Board of Education.

Tax Budget:

Prior to January 15, the Superintendent and Treasurer submit to the Board of Education a proposed operating budget for the fiscal year commencing the following July 1. The budget includes proposed expenditures and the means of financing for all funds. Public hearings are publicized and conducted to obtain taxpayers' comments. The purpose of this budget document is to reflect the need for existing (or increased) tax rates. By no later than January 20, the Board-adopted budget is filed with the Lucas County Budget Commission for rate determination. The Lucas County Budget Commission waived the tax budget filing requirement for fiscal year 2019.



**WASHINGTON LOCAL SCHOOL DISTRICT  
LUCAS COUNTY, OHIO**

**NOTES TO THE BASIC FINANCIAL STATEMENTS  
FOR THE FISCAL YEAR ENDED JUNE 30, 2019**

**NOTE 2 - SUMMARY OF SIGNIFICANT ACCOUNTING POLICIES - (Continued)**

Estimated Resources:

By April 1, the Board of Education accepts, by formal resolution, the tax rates as determined by the Budget Commission and receives the Commission's certificate of estimated resources, which states the projected revenue of each fund. Prior to July 1, the District must revise its budget so that total contemplated expenditures from any fund during the ensuing year will not exceed the amount stated in the certificate of estimated resources. The revised budget then serves as the basis for the appropriation measure. On or about July 1, the certificate is amended to include any unencumbered cash balances from the preceding year. The certificate may be further amended during the year if projected increases or decreases in revenue are identified by the District Treasurer. The amounts reported as the original budgeted amounts in the budgetary statements reflect the amounts from the certificate of estimated resources that was in effect at the time the original permanent appropriations covering the entire fiscal year were passed by the Board of Education. The amounts reported as the final budgeted amounts in the budgetary statements reflect the amounts from the certificate of amended resources that was in effect at the time the final appropriations were passed by the Board of Education.

Appropriations:

Upon receipt from the County Auditor of an amended certificate of estimated resources based on final assessed values and tax rates or a certificate saying no new certificate is necessary, the annual appropriation resolution is enacted by the Board of Education. Prior to the passage of the annual appropriation measure, the Board may pass a temporary appropriation measure to meet the ordinary expenses of the District. The appropriation resolution, at the object level within each function within each fund, must be within the estimated resources as certified by the County Budget Commission and the total of expenditures may not exceed the appropriation totals at any level of control. Any revisions that alter the level of budgetary control must be approved by the Board of Education.

The Board may pass supplemental fund appropriations so long as the total appropriations by fund do not exceed the amounts set forth in the most recent certificate of estimated resources. During the year, all supplemental appropriations were legally enacted.

The appropriation resolution is subject to amendment by the Board throughout the year with the restriction that appropriations may not exceed estimated revenues. The amounts reported as the original budget amounts reflect the first appropriation for that fund covering the entire fiscal year, including amounts automatically carried over from the prior year. The amounts reported as the final budgeted amounts represent the final appropriation amounts passed by the Board during the year.

Lapsing of Appropriations:

Unencumbered appropriations lapse at year-end. Encumbered appropriations are carried forward to the succeeding fiscal year and need not be reappropriated. Cash disbursements plus encumbrances may not legally exceed budgeted appropriations at the object level within each function within each fund for all funds.

**WASHINGTON LOCAL SCHOOL DISTRICT  
LUCAS COUNTY, OHIO**

NOTES TO THE BASIC FINANCIAL STATEMENTS  
FOR THE FISCAL YEAR ENDED JUNE 30, 2019

**NOTE 2 - SUMMARY OF SIGNIFICANT ACCOUNTING POLICIES - (Continued)**

**F. Cash and Investments**

To improve cash management, cash received by the District is pooled. Monies for all funds are maintained in this pool. Individual fund integrity is maintained through the District's records. Each fund's interest in the pool is presented as "equity in pooled cash and cash equivalents" on the basic financial statements.

During fiscal year 2019, investments were limited to federal agency securities, U.S. Treasury Notes, negotiable certificates of deposit and the State Treasury Asset Reserve of Ohio (STAR Ohio). Except for nonparticipating investment contracts, investments are reported at fair value, which is based on quoted market prices. Nonparticipating investment contracts, such as nonnegotiable certificates of deposit, are reported at cost.

The District has invested funds in STAR Ohio during fiscal year 2019. STAR Ohio is an investment pool managed by the State Treasurer's Office which allows governments within the State to pool their funds for investment purposes. STAR Ohio is not registered with the SEC as an investment company, but has adopted Governmental Accounting Standards Board (GASB), Statement No. 79, "Certain External Investment Pools and Pool Participants." The District measures its investment in STAR Ohio at the net asset value (NAV) per share provided by STAR Ohio. The NAV per share is calculated on an amortized cost basis that provides an NAV per share that approximates fair value.

For fiscal year 2019, there were no limitations or restrictions on any participant withdrawals due to redemption notice periods, liquidity fees, or redemption gates. However, notice must be given 24 hours in advance of all deposits and withdrawals exceeding \$25 million. STAR Ohio reserves the right to limit the transaction to \$100 million, requiring the excess amount to be transacted the following business day(s), but only to the \$100 million limit. All accounts of the participant will be combined for these purposes.

Under existing Ohio statutes all investment earnings are assigned to the general fund unless statutorily required to be credited to a specific fund. The Board of Education has, by resolution, specified the funds to receive an allocation of interest earnings. Interest revenue credited to the general fund during fiscal year 2019 amounted to \$860,567, which includes \$89,465 assigned from other District funds.

For presentation on the basic financial statements, investments purchased by the cash management pool and investments with original maturities of three months or less at the time they are purchased by the District are considered to be cash equivalents. Investments with an initial maturity of more than three months are reported as investments. An analysis of the District's investment account at fiscal year-end is provided in Note 4.

**G. Inventory**

On government-wide and fund financial statements, purchased inventories are presented at the lower of cost or market and donated commodities are presented at their entitlement value. Inventories are recorded on a first-in, first-out basis and are expensed when used. Inventories are accounted for using the consumption method on both the governmental fund financial statements and on the government-wide statements.

**WASHINGTON LOCAL SCHOOL DISTRICT  
LUCAS COUNTY, OHIO**

NOTES TO THE BASIC FINANCIAL STATEMENTS  
FOR THE FISCAL YEAR ENDED JUNE 30, 2019

**NOTE 2 - SUMMARY OF SIGNIFICANT ACCOUNTING POLICIES - (Continued)**

On the fund financial statements, reported material and supplies inventory is equally offset by a nonspendable fund balance in the governmental funds which indicates that it does not constitute available spendable resources even though it is a component of net current assets. Inventory consists of expendable supplies held for consumption, donated food and purchased food.

**H. Capital Assets**

General capital assets are those assets specifically related to governmental activities. These assets result from expenditures in the governmental funds. These assets are reported in the governmental activities column of the government-wide statement of net position but are not reported in the fund financial statements.

All capital assets are capitalized at cost (or estimated historical cost) and updated for additions and retirements during the year. Donated capital assets are recorded at their acquisition values as of the date received. The District maintains a capitalization threshold of \$1 for land and vehicles, \$5,000 for furniture and equipment, and \$10,000 for land improvements and buildings and improvements. The District does not possess any infrastructure. Improvements are capitalized; the costs of normal maintenance and repairs that do not add to the value of the asset or materially extend an asset's life are not.

All reported capital assets except land are depreciated. Improvements are depreciated over the remaining useful lives of the related capital assets. Depreciation is computed using the straight-line method over the following useful lives:

Description	Governmental Activities Estimated Lives
Land improvements	15-20 years
Buildings and improvements	5-40 years
Furniture and equipment	5-20 years
Vehicles	8 years

**I. Compensated Absences**

The District reports compensated absences in accordance with the provisions of GASB No. 16, "Accounting for Compensated Absences". Vacation benefits are accrued as a liability as the benefits are earned if the employee's rights to receive compensation are attributable to services already rendered and it is probable that the District will compensate the employees for the benefits through paid time off or some other means. Sick leave benefits are accrued as a liability using the vesting method. The liability is based on the sick leave accumulated at June 30, by those employees who are currently eligible to receive termination benefits and by those employees who are expected to become eligible in the future. For purposes of establishing a liability for sick leave on employees expected to become eligible to retire in the future, all employees age 50 and with at least 10 years of service were considered expected to become eligible to retire in accordance with GASB Statement No. 16.

The entire compensated absence liability is reported on the government-wide financial statements.

**WASHINGTON LOCAL SCHOOL DISTRICT  
LUCAS COUNTY, OHIO**

**NOTES TO THE BASIC FINANCIAL STATEMENTS  
FOR THE FISCAL YEAR ENDED JUNE 30, 2019**

**NOTE 2 - SUMMARY OF SIGNIFICANT ACCOUNTING POLICIES - (Continued)**

The total liability for vacation and sick leave payments has been calculated using pay rates in effect at June 30, 2019, and reduced to the maximum payment allowed by labor contract and/or statute, plus any additional salary related payments.

For governmental fund financial statements, compensated absences are recognized as liabilities and expenditures as payments come due each period upon the occurrence of employee resignations and retirements.

**J. Interfund Balances**

On fund financial statements, receivables and payables resulting from short-term interfund loans are classified as “interfund loans receivable/payable”. Interfund balances between governmental funds are eliminated in the governmental activities column on the statement of net position.

**K. Accrued Liabilities and Long-Term Obligations**

All payables, accrued liabilities and long-term obligations are reported in the government-wide financial statements, and all payables, accrued liabilities and long-term obligations payable from the internal service fund are reported on the proprietary fund financial statements.

In general, governmental fund payables and accrued liabilities that, once incurred, are paid in a timely manner and in full from current financial resources are reported as obligations of the funds. However, claims and judgments and compensated absences that are paid from governmental funds are reported as a liability in the fund financial statements only to the extent that they are due for payment during the current year. Net pension/OPEB liability should be recognized in the governmental funds to the extent that benefit payments are due and payable and the pension/OPEB plan’s fiduciary net position is not sufficient for payment of those benefits.

**L. Nonpublic Schools**

Within the District’s boundaries are the following parochial and private schools: Christ the King, Notre Dame Academy and Regina Coeli. Current state legislation provides funding to these parochial and private schools. These monies are received and disbursed on behalf of the parochial and private schools by the Treasurer of the District, as directed by the parochial and private schools. The receipt and expenditure of these state monies by the District are reflected in a nonmajor governmental fund for financial reporting purposes.

**M. Fund Balance**

Fund balance is divided into five classifications based primarily on the extent to which the District is bound to observe constraints imposed upon the use of the resources in the governmental funds. The classifications are as follows:

*Nonspendable* - The nonspendable fund balance classification includes amounts that cannot be spent because they are not in spendable form or legally required to be maintained intact. The “not in spendable form” criterion includes items that are not expected to be converted to cash.

**WASHINGTON LOCAL SCHOOL DISTRICT  
LUCAS COUNTY, OHIO**

NOTES TO THE BASIC FINANCIAL STATEMENTS  
FOR THE FISCAL YEAR ENDED JUNE 30, 2019

**NOTE 2 - SUMMARY OF SIGNIFICANT ACCOUNTING POLICIES - (Continued)**

*Restricted* - Fund balance is reported as restricted when constraints are placed on the use of resources that are either externally imposed by creditors (such as through debt covenants), grantors, contributors, or laws or regulations of other governments, or imposed by law through constitutional provisions or enabling legislation.

*Committed* - The committed fund balance classification includes amounts that can be used only for the specific purposes imposed by a formal action (resolution) of the District Board of Education (the highest level of decision making authority). Those committed amounts cannot be used for any other purpose unless the District Board of Education removes or changes the specified use by taking the same type of action (resolution) it employed to previously commit those amounts. Committed fund balance also incorporates contractual obligations to the extent that existing resources in the fund have been specifically committed for use in satisfying those contractual requirements.

*Assigned* - Amounts in the assigned fund balance classification are intended to be used by the District for specific purposes but do not meet the criteria to be classified as restricted nor committed. In governmental funds other than the general fund, assigned fund balance represents the remaining amount that is not restricted or committed. In the general fund, assigned amounts represent intended uses established by policies of the District Board of Education, which includes giving the Treasurer the authority to constrain monies for intended purposes.

*Unassigned* - Unassigned fund balance is the residual classification for the general fund and includes all spendable amounts not contained in the other classifications. In other governmental funds, the unassigned classification is only used to report a deficit fund balance resulting from overspending for specific purposes for which amounts had been restricted, committed, or assigned.

The District applies restricted resources first when expenditures are incurred for purposes for which restricted and unrestricted (committed, assigned, and unassigned) fund balance is available. Similarly, within unrestricted fund balance, committed amounts are reduced first followed by assigned, and then unassigned amounts when expenditures are incurred for purposes for which amounts in any of the unrestricted fund balance classifications could be used.

**N. Net Position**

Net position represents the difference between assets and deferred outflows and liabilities and deferred inflows. The net position component “net investment in capital assets,” consists of capital assets, net of accumulated depreciation, reduced by the outstanding balances of any borrowing used for the acquisition, construction or improvement of those assets. Deferred outflows of resources and deferred inflows of resources that are attributable to the acquisition, construction or improvement of those assets or related debt also should be included in this component of net position. Net position is reported as restricted when there are limitations imposed on its use either through the enabling legislation adopted by the District or through external restrictions imposed by creditors, grantors or laws or regulations of other governments.

The District applies restricted resources first when an expense is incurred for purposes for which both restricted and unrestricted net position is available.

**WASHINGTON LOCAL SCHOOL DISTRICT  
LUCAS COUNTY, OHIO**

**NOTES TO THE BASIC FINANCIAL STATEMENTS  
FOR THE FISCAL YEAR ENDED JUNE 30, 2019**

**NOTE 2 - SUMMARY OF SIGNIFICANT ACCOUNTING POLICIES - (Continued)**

**O. Prepayments**

Certain payments to vendors reflect the costs applicable to future accounting periods and are recorded as prepaid items in both government-wide and fund financial statements. These items are reported as assets on the balance sheet and statement of net position using the consumption method. A current asset for the prepaid amounts is recorded at the time of the purchase and the expenditure/expense is reported in the year in which services are consumed. At fiscal year-end, because prepayments are not available to finance future governmental fund expenditures, they are reported as nonspendable fund balance on the fund financial statements.

**P. Estimates**

The preparation of the basic financial statements in conformity with GAAP requires management to make estimates and assumptions that affect the amounts reported in the basic financial statements and accompanying notes. Actual results may differ from those estimates.

**Q. Interfund Activity**

Exchange transactions between funds are reported as revenues in the seller funds and as expenditures/expenses in the purchaser funds. Flows of cash or goods from one fund to another without a requirement for repayment are reported as interfund transfers. Interfund transfers are reported as other financing sources/uses in governmental funds and after nonoperating revenues/expenses in proprietary fund. Repayments from funds responsible for particular expenditures/expenses to the funds that initially paid for them are not presented on the financial statements. Transfers between governmental funds are eliminated for reporting on the government-wide statement of activities.

**R. Stabilization Arrangement**

The Board of Education has \$3,625,000 of unassigned fund balance in the general fund set aside to be used for budget stabilization. The Board has set aside these funds to cover emergency situations or when revenue shortages or budgetary imbalances arise. The budget stabilization arrangement may be removed by action of the Board of Education at any time.

**S. Unamortized Premium on Debt Issue**

On the government-wide financial statements, premiums on long-term debt issues are deferred and amortized over the term of the debt using the straight-line method, which approximates the effective interest method. Premiums are presented as an addition to the face amount of the debt. On the governmental fund financial statements, premiums are recognized in the current period. A reconciliation between the face value of the debt and the amount reported on the statement of net position is presented in Note 9.

**T. Extraordinary and Special Items**

Extraordinary items are transactions or events that are both unusual in nature and infrequent in occurrence. Special items are transactions or events that are within the control of the Board of Education and that are either unusual in nature or infrequent in occurrence. Neither type of transaction occurred during fiscal year 2019.

**WASHINGTON LOCAL SCHOOL DISTRICT  
LUCAS COUNTY, OHIO**

NOTES TO THE BASIC FINANCIAL STATEMENTS  
FOR THE FISCAL YEAR ENDED JUNE 30, 2019

**NOTE 2 - SUMMARY OF SIGNIFICANT ACCOUNTING POLICIES - (Continued)**

**U. Pensions/Other Postemployment Benefits (OPEB)**

For purposes of measuring the net pension/OPEB liability, net OPEB asset, deferred outflows of resources and deferred inflows of resources related to pensions/OPEB, and pension/OPEB expense, information about the fiduciary net position of the pension/OPEB plans and additions to/deductions from their fiduciary net position have been determined on the same basis as they are reported by the pension/OPEB plan. For this purpose, benefit payments (including refunds of employee contributions) are recognized when due and payable in accordance with the benefit terms. The pension/OPEB plans report investments at fair value.

**V. Fair Value**

The District categorizes its fair value measurements within the fair value hierarchy established by generally accepted accounting principles. The hierarchy is based on the valuation inputs used to measure the fair value of the asset. Level 1 inputs are quoted prices in active markets for identical assets; Level 2 inputs are significant other observable inputs; Level 3 inputs are significant unobservable inputs.

**NOTE 3 - ACCOUNTABILITY AND COMPLIANCE**

**A. Change in Accounting Principles**

For fiscal year 2019, the District has implemented GASB Statement No. 83, "Certain Asset Retirement Obligations" and GASB Statement No. 88, "Certain Disclosures Related to Debt, Including Direct Borrowings and Direct Placements".

GASB Statement No. 83 addresses accounting and financial reporting for certain asset retirement obligations (AROs). An ARO is a legally enforceable liability associated with the retirement of a tangible capital asset. A government that has legal obligations to perform future asset retirement activities related to its tangible capital assets should recognize a liability. The implementation of GASB Statement No. 83 did not have an effect on the financial statements of the District.

GASB Statement No. 88 improves the information that is disclosed in notes to the basic financial statements related to debt, including direct borrowings and direct placements. It also clarifies which liabilities governments should include when disclosing information related to debt. The implementation of GASB Statement No. 88 did not have an effect on the financial statements of the District.

**B. Deficit Fund Balances**

Fund balances at June 30, 2019 included the following individual fund deficits:

<u>Nonmajor funds</u>	<u>Deficit</u>
Food service	\$ 108,070
Miscellaneous state grants	648
IDEA Part B	76,876
Title I	91,866
Improving teacher quality	5,530

**WASHINGTON LOCAL SCHOOL DISTRICT  
LUCAS COUNTY, OHIO**

**NOTES TO THE BASIC FINANCIAL STATEMENTS  
FOR THE FISCAL YEAR ENDED JUNE 30, 2019**

**NOTE 3 - ACCOUNTABILITY AND COMPLIANCE - (Continued)**

The general fund is liable for any deficit in these funds and provides transfers when cash is required, not when accruals occur. The deficit fund balances resulted from adjustments for accrued liabilities.

**NOTE 4 - DEPOSITS AND INVESTMENTS**

The District maintains a cash and investment pool used by all funds. Each fund's portion of this pool is displayed on the financial statements as "equity in pooled cash and cash equivalents". State statutes require the classification of monies held by the District into three categories.

Active deposits are public deposits necessary to meet current demands on the treasury. Such monies must be maintained either as cash in the District treasury, in commercial accounts payable or withdrawable on demand, including negotiable order of withdrawal (NOW) accounts, or in money market deposit accounts.

Inactive deposits are public deposits the Board of Education has identified as not required for use within the current five-year period of designation of depositories. Inactive deposits must either be evidenced by certificates of deposit maturing not later than the end of the current period of designation of depositories, or by savings or deposit accounts including, but not limited to, passbook accounts.

Interim deposits are deposits of interim monies. Interim monies are those monies which are not needed for immediate use but which will be needed before the end of the current period of designation of depositories.

Interim deposits must be evidenced by time certificates of deposit maturing not more than five years from the date of deposit or by savings accounts, including passbook accounts.

Interim monies may be deposited or invested in the following securities:

1. United States Treasury Notes, Bills, Bonds, or any other obligation or security issued by the United States Treasury or any other obligation guaranteed as to principal or interest by the United States;
2. Bonds, Notes, Debentures, or any other obligations or securities issued by any federal government agency or instrumentality, including but not limited to, the Federal National Mortgage Association, Federal Home Loan Bank, Federal Farm Credit Bank, Federal Home Loan Mortgage Corporation, Government National Mortgage Association, and Student Loan Marketing Association. All federal agency securities shall be direct issuances of federal government agencies or instrumentalities;
3. Written repurchase agreements in the securities listed above provided that the market value of the securities subject to the repurchase agreement must exceed the principal value of the agreement by at least 2% and be marked to market daily, and that the term of the agreement must not exceed thirty days;
4. Bonds and other obligations of the State of Ohio, and with certain limitations including a requirement for maturity within ten years from the date of settlement, bonds and other obligations of political subdivisions of the State of Ohio, if training requirements have been met;
5. Time certificates of deposit or savings or deposit accounts including, but not limited to, passbook accounts;
6. No-load money market mutual funds consisting exclusively of obligations described in items (1) and (2) above and repurchase agreements secured by such obligations, provided that investments in securities described in this division are made only through eligible institutions;



**WASHINGTON LOCAL SCHOOL DISTRICT  
LUCAS COUNTY, OHIO**

**NOTES TO THE BASIC FINANCIAL STATEMENTS  
FOR THE FISCAL YEAR ENDED JUNE 30, 2019**

**NOTE 4 - DEPOSITS AND INVESTMENTS - (Continued)**

7. The State Treasurer's investment pool, the State Treasury Asset Reserve of Ohio (STAR Ohio); and,
8. Certain bankers' acceptances (for a period not to exceed one-hundred-eighty days) and commercial paper notes (for a period not to exceed two-hundred-seventy days) in an amount not to exceed 40 percent of the interim monies available for investment at any one time if training requirements have been met.

Investments in stripped principal or interest obligations, reverse repurchase agreements and derivatives are prohibited. The issuance of taxable notes for the purpose of arbitrage, the use of leverage and short selling are also prohibited. Except as noted above, an investment must mature within five years from the date of purchase unless matched to a specific obligation or debt of the District and must be purchased with the expectation that it will be held to maturity. Investments may only be made through specified dealers and institutions. Payment for investments may be made only upon delivery of the securities representing the investments to the Treasurer or qualified trustee or, if the securities are not represented by a certificate, upon receipt of confirmation of transfer from the custodian.

Protection of the District's deposits is provided by the Federal Deposit Insurance Corporation (FDIC), by eligible securities pledged by the financial institution as security for repayment, or by the financial institutions participation in the Ohio Pooled Collateral System (OCPS), a collateral pool of eligible securities deposited with a qualified trustee and pledge to the Treasurer of State to secure the repayment of all public monies deposited in the financial institution.

**A. Cash in Segregated Accounts**

The District reports "cash in segregated accounts" for the Athletic Department checking account which is maintained separately from the District's internal investment pool. The balance of the cash in segregated accounts was \$4,743 at June 30, 2019 and is included in "Deposits with Financial Institutions" below.

**B. Deposits with Financial Institutions**

At June 30, 2019, the carrying amount of all District deposits was \$3,236,191 and the bank balance of all District deposits was \$3,874,141. Of the bank balance, \$2,860,879 was covered by the FDIC and \$1,013,262 was potentially exposed to custodial credit risk as discussed below because those deposits were uninsured and could be uncollateralized. Although all statutory requirements for the deposit of money had been followed, noncompliance with Federal requirements could potentially subject the District to a successful claim by the FDIC.

**WASHINGTON LOCAL SCHOOL DISTRICT  
LUCAS COUNTY, OHIO**

NOTES TO THE BASIC FINANCIAL STATEMENTS  
FOR THE FISCAL YEAR ENDED JUNE 30, 2019

**NOTE 4 - DEPOSITS AND INVESTMENTS - (Continued)**

Custodial credit risk is the risk that, in the event of bank failure, the District's deposits may not be returned. The District has no deposit policy for custodial risk beyond the requirements of State statute. Ohio law requires that deposits either be insured or protected by: (1) eligible securities pledged to the District and deposited with a qualified trustee by the financial institution as security for repayment whose fair value at all times shall be at least 105 percent of the deposits being secured; or (2) participation in the Ohio Pooled Collateral System (OPCS), a collateral pool of eligible securities deposited with a qualified trustee and pledged to the Treasurer of State to secure the repayment of all public monies deposited in the financial institution. OPCS requires the total fair value of the securities pledged to be 102 percent of the deposits being secured or a rate set by the Treasurer of State. For the fiscal year 2019, the District's financial institutions were approved for a collateral rate of 102 percent through the OPCS. Although all statutory requirements for the deposit of money had been followed, noncompliance with Federal requirements could potentially subject the District to a successful claim by the FDIC.

**C. Investments**

As of June 30, 2019, the District had the following investments and maturities:

Measurement/ Investment type	Measurement Value	Investment Maturities			Percent of Total
		12 months or less	13 to 24 months	Greater Than 24 Months	
Fair value:					
FHLB Notes	\$ 499,648	\$ 249,613	\$ 250,035	\$ -	1.37
FHLMC Notes	1,342,439	1,093,152	249,287	-	3.69
FNMA Notes	248,955	248,955	-	-	0.69
U.S. Treasury Notes	498,810	498,810	-	-	1.37
Negotiable CDs	7,185,321	3,574,745	2,924,639	685,937	19.78
Amortized cost:					
STAR Ohio	<u>26,559,936</u>	<u>26,559,936</u>	<u>-</u>	<u>-</u>	<u>73.10</u>
Total	<u>\$ 36,335,109</u>	<u>\$ 32,225,211</u>	<u>\$ 3,423,961</u>	<u>\$ 685,937</u>	<u>100.00</u>

The weighted average maturity of investments is 0.23 years.

The District's investments measured at fair value are valued using quoted market prices in markets that are not considered to be active, dealer quotations or alternative pricing sources for similar assets or liabilities for which all significant inputs are observable, either directly or indirectly (Level 2 inputs).

*Interest Rate Risk:* As a means of limiting its exposure to fair value losses arising from rising interest rates and according to state law, the District's investment policy limits investment portfolio maturities to five years or less.

**WASHINGTON LOCAL SCHOOL DISTRICT  
LUCAS COUNTY, OHIO**

NOTES TO THE BASIC FINANCIAL STATEMENTS  
FOR THE FISCAL YEAR ENDED JUNE 30, 2019

**NOTE 4 - DEPOSITS AND INVESTMENTS - (Continued)**

*Credit Risk:* The District's investments in the federal agency securities and U.S. Treasury Notes were rated AA+ and Aaa by Standard & Poor's and Moody's Investor Services, respectively. The negotiable CDs were fully insured by the FDIC. Standard & Poor's has assigned STAR Ohio an AAAm money market rating. The District has no investment policy dealing with investment credit risk beyond the requirements in State statutes. Ohio law requires that STAR Ohio maintain the highest rating provided by at least one nationally recognized standard rating service. The District has no investment policy dealing with investment credit risk beyond the requirements in State statutes.

*Custodial Credit Risk:* For an investment, custodial credit risk is the risk that, in the event of the failure of the counterparty, the District will not be able to recover the value of its investments or collateral securities that are in the possession of an outside party. The federal agency securities and U.S. Treasury Notes are exposed to custodial credit risk in that they are uninsured, unregistered and held by the counterparty's trust department or agent but not in the District's name. The District has no investment policy dealing with investment custodial credit risk beyond the requirement in State statute that prohibits payment for investments prior to the delivery of the securities representing such investments to the treasurer or qualified trustee.

*Concentration of Credit Risk:* The District's investment policy places no limit on the amount that may be invested in any one issuer.

**D. Reconciliation of cash and investment to the statement of net position**

The following is a reconciliation of cash and investments as reported in the note to cash and cash equivalents as reported on the statement of net position as of June 30, 2019:

<u>Cash and investments per note</u>	
Carrying amount of deposits	\$ 3,236,191
Investments	<u>36,335,109</u>
Total	<u>\$ 39,571,300</u>
 <u>Cash and cash equivalents per statement of net position</u>	
Governmental activities	\$ 39,055,178
Private-purpose trust fund	267,402
Agency fund	<u>248,720</u>
Total	<u>\$ 39,571,300</u>

**WASHINGTON LOCAL SCHOOL DISTRICT  
LUCAS COUNTY, OHIO**

NOTES TO THE BASIC FINANCIAL STATEMENTS  
FOR THE FISCAL YEAR ENDED JUNE 30, 2019

**NOTE 5 - INTERFUND TRANSACTIONS**

- A. Interfund loans receivable/payable consisted of the following at June 30, 2019, as reported on the fund statements:

<u>Receivable Fund</u>	<u>Payable Fund</u>	<u>Amount</u>
General fund	Nonmajor governmental funds	\$ 400,000

The primary purpose of the interfund balances is to cover costs in specific funds where revenues were not received by June 30. These interfund balances will be repaid once the anticipated revenues are received. Interfund balances between governmental funds are eliminated on the government-wide financial statements.

- B. Interfund transfers for the fiscal year ended June 30, 2019, consisted of the following, as reported on the fund statements:

<u>Transfers from general fund to:</u>	<u>Amount</u>
Nonmajor governmental funds	\$ 266,556

Transfers are used to move revenues from the fund that statute or budget required to collect them to the fund that statute or budget requires to expend them and to use unrestricted revenues collected in the general fund to finance various programs accounted for in other funds in accordance with budgetary authorizations. Interfund transfers between governmental funds are eliminated on the government-wide financial statements.

**NOTE 6 - PROPERTY TAXES**

Property taxes are levied and assessed on a calendar year basis while the District fiscal year runs from July through June. First half tax collections are received by the District in the second half of the fiscal year. Second half tax distributions occur in the first half of the following fiscal year.

Property taxes include amounts levied against all real property and public utility property. Real property tax revenues received in calendar year 2019 represent the collection of calendar year 2018 taxes. Real property taxes received in calendar year 2019 were levied after April 1, 2018, on the assessed values as of January 1, 2018, the lien date. Assessed values for real property taxes are established by State statute at 35 percent of appraised market value. Real property taxes are payable annually or semiannually. If paid annually, payment is due December 31; if paid semiannually, the first payment is due December 31, with the remainder payable by June 20. Under certain circumstances, State statute permits alternate payment dates to be established. Public utility property tax revenues received in calendar year 2019 represent the collection of calendar year 2018 taxes. Public utility real and personal property taxes received in calendar year 2019 became a lien on December 31, 2017, were levied after April 1, 2018, and are collected with real property taxes. Public utility real property is assessed at 35 percent of true value; public utility tangible personal property is currently assessed at varying percentages of true value.

The District receives property taxes from Lucas County. The County Auditor periodically advances to the District its portion of the taxes collected. Second-half real property tax payments collected by the County by June 30, 2019, are available to finance fiscal year 2019 operations. The amount available as an advance at June 30, 2019 was \$1,642,125 in the general fund and \$96,587 in the permanent improvement fund. This amount is recorded as revenue. The amount available as an advance at June 30, 2018 was \$1,733,150 in the general fund and \$100,775 in the permanent improvement fund. The amount of second-half real property taxes available for advance at fiscal year-end can vary based on the date the tax bills are sent.

**WASHINGTON LOCAL SCHOOL DISTRICT  
LUCAS COUNTY, OHIO**

NOTES TO THE BASIC FINANCIAL STATEMENTS  
FOR THE FISCAL YEAR ENDED JUNE 30, 2019

**NOTE 6 - PROPERTY TAXES - (Continued)**

Accrued property taxes receivable includes real property, public utility property and delinquent tangible personal property taxes which are measurable as of June 30, 2019 and for which there is an enforceable legal claim. Although total property tax collections for the next fiscal year are measurable, only the amount of real property taxes available as an advance at June 30 was levied to finance current fiscal year operations and is reported as revenue at fiscal year end. The portion of the receivable not levied to finance current fiscal year operations is offset by a credit to deferred inflows.

On the accrual basis of accounting, collectible delinquent property taxes have been recorded as a receivable and revenue, while on a modified accrual basis of accounting the revenue has been reported as a deferred inflow of resources.

The assessed values upon which the fiscal year 2019 taxes were collected are:

	2018 Second Half Collections		2019 First Half Collections	
	<u>Amount</u>	<u>Percent</u>	<u>Amount</u>	<u>Percent</u>
Agricultural/residential and other real estate	\$ 737,840,180	96.85	\$ 785,413,070	97.00
Public utility personal	<u>23,976,890</u>	<u>3.15</u>	<u>24,328,300</u>	<u>3.00</u>
Total	<u>\$ 761,817,070</u>	<u>100.00</u>	<u>\$ 809,741,370</u>	<u>100.00</u>
Tax rate per \$1,000 of assessed valuation for:				
Operations	\$80.30		\$80.30	
Permanent improvement	3.20		3.20	

**NOTE 7 - RECEIVABLES**

Receivables at June 30, 2019 consisted of taxes, payments in lieu of taxes, accounts (billings for user charged services and student fees), accrued interest and intergovernmental grants and entitlements. All receivables are considered collectible in full due to the ability to foreclose for the nonpayment of taxes, the stable condition of state programs and the current year guarantee of federal funds. Receivables have been disaggregated on the face of the basic financial statements. All receivables are expected to be collected within the subsequent year.

**WASHINGTON LOCAL SCHOOL DISTRICT  
LUCAS COUNTY, OHIO**

NOTES TO THE BASIC FINANCIAL STATEMENTS  
FOR THE FISCAL YEAR ENDED JUNE 30, 2019

**NOTE 8 - CAPITAL ASSETS**

Capital asset activity for the fiscal year ended June 30, 2019 was as follows:

	Balance 06/30/18	Additions	Deductions	Balance 06/30/19
<b>Governmental activities:</b>				
<i>Capital assets, not being depreciated:</i>				
Land	\$ 1,106,654	\$ 100,082	\$ -	\$ 1,206,736
Total capital assets, not being depreciated	<u>1,106,654</u>	<u>100,082</u>	<u>-</u>	<u>1,206,736</u>
<i>Capital assets, being depreciated:</i>				
Land improvements	9,042,769	-	-	9,042,769
Building and improvements	56,838,480	356,905	-	57,195,385
Furniture and equipment	10,543,066	530,341	(780,693)	10,292,714
Vehicles	6,218,951	1,399,835	(646,467)	6,972,319
Total capital assets, being depreciated	<u>82,643,266</u>	<u>2,287,081</u>	<u>(1,427,160)</u>	<u>83,503,187</u>
<i>Less: accumulated depreciation</i>				
Land improvements	(4,621,728)	(386,951)	-	(5,008,679)
Building and improvements	(30,056,564)	(1,726,038)	-	(31,782,602)
Furniture and equipment	(8,560,092)	(395,648)	780,693	(8,175,047)
Vehicles	(4,665,821)	(260,207)	581,818	(4,344,210)
Total accumulated depreciation	<u>(47,904,205)</u>	<u>(2,768,844)</u>	<u>1,362,511</u>	<u>(49,310,538)</u>
Governmental activities capital assets, net	<u>\$ 35,845,715</u>	<u>\$ (381,681)</u>	<u>\$ (64,649)</u>	<u>\$ 35,399,385</u>

THIS SPACE IS INTENTIONALLY LEFT BLANK

**WASHINGTON LOCAL SCHOOL DISTRICT  
LUCAS COUNTY, OHIO**

NOTES TO THE BASIC FINANCIAL STATEMENTS  
FOR THE FISCAL YEAR ENDED JUNE 30, 2019

**NOTE 8 - CAPITAL ASSETS - (Continued)**

Depreciation expense was charged to governmental functions as follows:

<u>Instruction:</u>	
Regular	\$ 870,616
Special	354,403
Vocational	81,276
Other	86,165
<u>Support services:</u>	
Pupil	152,612
Instructional staff	55,655
Board of Education	5,894
Administration	137,852
Fiscal	42,575
Business	12,159
Operations and maintenance	220,183
Pupil transportation	361,933
Central	299,640
<u>Operation of non-instructional services:</u>	
Food service operations	10,917
Other non-instructional services	28,578
Extracurricular activities	48,386
Total depreciation expense	<u>\$ 2,768,844</u>

**NOTE 9 - LONG-TERM OBLIGATIONS**

A. During fiscal year 2019, the following changes occurred in governmental activities long-term obligations.

	<u>Balance</u> <u>06/30/18</u>	<u>Additions</u>	<u>Reductions</u>	<u>Balance</u> <u>06/30/19</u>	<u>Due Within</u> <u>One Year</u>
<b><u>Certificates of participation</u></b>					
Series 2012 COPs					
3.0%-5.0%, matures 9/1/42	\$ 8,680,000	\$ -	\$ (255,000)	\$ 8,425,000	\$ 260,000
<b><u>Other long-term obligations</u></b>					
Capital leases	311,109	-	(139,416)	171,693	146,549
Compensated absences	5,120,423	855,646	(664,646)	5,311,423	311,794
Net pension liability	104,512,152	-	(8,733,215)	95,778,937	-
Net OPEB liability	23,467,418	-	(13,725,457)	9,741,961	-
Total	<u>\$ 142,091,102</u>	<u>\$ 855,646</u>	<u>\$ (23,517,734)</u>	119,429,014	<u>\$ 718,343</u>
Add: unamortized premium on debt issue				148,191	
Total reported on the statement of net position				<u>\$ 119,577,205</u>	

**WASHINGTON LOCAL SCHOOL DISTRICT  
LUCAS COUNTY, OHIO**

NOTES TO THE BASIC FINANCIAL STATEMENTS  
FOR THE FISCAL YEAR ENDED JUNE 30, 2019

**NOTE 9 - LONG-TERM OBLIGATIONS - (Continued)**

Compensated absences will be paid from the general fund and the food service fund (a nonmajor governmental fund). See Note 10 for more detail on capital leases. See Note 13 for detail on the net pension liability. See Note 14 for detail on the net OPEB liability.

The series 2012 certificates of participation (COPs) were issued in fiscal year 2013 in the amount of \$10,000,000 for the purpose of constructing, improving, equipping and furnishing school facilities and improvements. The COPs bear interest rates ranging from 3.0% to 5.0% and the final stated maturity is September 1, 2042. Payments of principal and interest began in fiscal year 2014 and are paid from the permanent improvement fund.

Principal and interest requirements to retire the COPs outstanding at June 30, 2019, are as follows:

Fiscal Year Ending June 30,	Certificates of Participation		
	Principal	Interest	Total
2020	\$ 260,000	\$ 271,050	\$ 531,050
2021	265,000	263,175	528,175
2022	270,000	255,150	525,150
2023	275,000	246,975	521,975
2024	280,000	238,650	518,650
2025 - 2029	1,505,000	1,061,625	2,566,625
2030 - 2034	1,725,000	819,046	2,544,046
2035 - 2039	1,995,000	513,476	2,508,476
2040 - 2043	<u>1,850,000</u>	<u>135,900</u>	<u>1,985,900</u>
Total	<u>\$ 8,425,000</u>	<u>\$ 3,805,047</u>	<u>\$ 12,230,047</u>

**B. Legal Debt Margin**

The Ohio Revised Code provides that voted net general obligation debt of the District shall never exceed 9% of the total assessed valuation of the District. The code further provides that unvoted indebtedness shall not exceed 1/10 of 1% of the property valuation of the District. The code additionally states that unvoted indebtedness related to energy conservation debt shall not exceed 9/10 of 1% of the property valuation of the District. The assessed valuation used in determining the District's legal debt margin has been modified by House Bill 530 which became effective March 30, 2006. In accordance with House Bill 530, the assessed valuation used in the District's legal debt margin calculation excluded tangible personal property used in business, telephone or telegraph property, interexchange telecommunications company property, and personal property owned or leased by a railroad company and used in railroad operations. The effects of these debt limitations at June 30, 2019, are a voted debt margin of \$64,451,723 and an unvoted debt margin of \$809,741.

**NOTE 10 - CAPITAL LEASES - LESSEE DISCLOSURE**

In a prior fiscal year, the District entered into a lease agreement to acquire copiers. The lease agreement meets the criteria of a capital lease as defined by GAAP, which defines a capital lease generally as one which transfers benefits and risks of ownership to the lessee.



**WASHINGTON LOCAL SCHOOL DISTRICT  
LUCAS COUNTY, OHIO**

NOTES TO THE BASIC FINANCIAL STATEMENTS  
FOR THE FISCAL YEAR ENDED JUNE 30, 2019

**NOTE 10 - CAPITAL LEASES - LESSEE DISCLOSURE - (Continued)**

Capital assets consisting of equipment have been capitalized in the amount of \$670,358. At June 30, 2019, accumulated depreciation was \$469,251, leaving a book value of \$201,107. A liability is recorded in the government-wide financial statements for the present value of the future minimum lease payments. Principal payments in fiscal year totaled \$139,416 and were paid from the general fund.

The following is a schedule of the future long-term minimum lease payments required under the capital lease and the present value of the future minimum lease payments as of June 30, 2019:

<u>Fiscal Year Ending June 30,</u>	<u>Amount</u>
2020	\$ 151,806
2021	<u>25,301</u>
Total minimum lease payments	177,107
Less: amount representing interest	<u>(5,414)</u>
Total	<u>\$ 171,693</u>

**NOTE 11 - COMPENSATED ABSENCES**

Compensated absences consist of sick leave, service retirement and severance payments. The extent to which these amounts are accrued for reporting purposes is disclosed in Note 2.I. To be eligible for retirement or severance payments, an employee must have five years of service at the District.

The following is a description of the District's compensated absences:

**A. Sick Leave**

Each full time professional staff member is entitled to 15 days sick leave with pay for each year under the contract and accrues sick leave at the rate of one and one-fourth days for each calendar month under contract. Sick leave is cumulative without a maximum number of days for all employees.

**B. Service Retirement**

Certified employees are eligible for service retirement pay after the Board of Education accepts the employee's resignation. Employees who notified the District of the retirement by fiscal year-end will receive service retirement pay equal to the certified employee's accrued but unused sick leave days at the time of retirement based on \$85 per day for the first 300 days, \$90 per day for days 301-350 and \$95 per day for days 351 and over.

Classified employees are eligible for service retirement pay after the Board of Education accepts the employee's resignation. Service retirement is 50% of sick leave days accumulated times a percentage (10% for each year of service up to 100%) multiplied by 10% for each year of service.

**WASHINGTON LOCAL SCHOOL DISTRICT  
LUCAS COUNTY, OHIO**

**NOTES TO THE BASIC FINANCIAL STATEMENTS  
FOR THE FISCAL YEAR ENDED JUNE 30, 2019**

**NOTE 11 - COMPENSATED ABSENCES - (Continued)**

Administration employees are eligible for service retirement pay after the Board of Education accepts the employee's resignation. Service retirement is 30% of the first 120 sick leave days accumulated, 50% of sick leave days accumulated from 121-200 days, 65% of the sick leave days accumulated from 201-340 and 80% of sick leave days accumulated above 340 times a percentage (10% for each year of service up to 100%) times their daily rate of pay.

**C. Severance Pay**

Classified employees are eligible for severance pay after the Board of Education accepts the employee's resignation. Severance pay is based on the employee's accrued but unused sick leave days at the time of resignation equal to 25% of the accumulated sick leave (up to the first 120 days of sick leave) times a percentage (10% for each year of service up to 100%) times their daily rate of pay.

Certified employees are eligible for severance pay after the Board of Education accepts the employee's resignation. Severance pay is based on the employee's accrued but unused sick leave days at the time of resignation based on one-half of the retirement formula.

Administration employees are eligible for severance pay after the Board of Education accepts the employee's resignation. Severance pay is based on the employee's accrued, but unused sick leave days at the time of resignation equal to 25% of the accumulated sick leave (up to the first 120 days of sick leave) times a percentage (10% for each year of service up to 100%) times their daily rate of pay.

**NOTE 12 - RISK MANAGEMENT**

**A. Comprehensive**

The District is exposed to various risks of loss related to torts; theft of, damage to and destruction of assets; errors and omissions; injuries to employees and natural disasters. The District obtains insurance coverage through the Ohio Schools Plan (see Note 2.A). Through the Ohio Schools Plan, the District is insured for general liability with a \$10,000,000 single occurrence limit and a \$12,000,000 aggregate. Property is protected by a blanket building and contents policy for \$282,552,719. Real property and contents are 100 percent insured.

Vehicle policies include liability coverage for bodily injury and property damage or up to \$10,000,000 for each occurrence with a deductible of \$1,000 for comprehensive and collision for buses, and a \$250 deductible for comprehensive and \$500 for collision for all other vehicles.

Settled claims have not exceeded coverage in the past three years and there was no significant reduction of coverage from the prior fiscal year.

**B. Health and Dental Insurance**

The District provides employee medical, prescription drug and dental coverage through a self-insured program. The District has established a self-insurance fund (an internal service fund) to account for and finance these health, prescription drug and dental benefits.

**WASHINGTON LOCAL SCHOOL DISTRICT  
LUCAS COUNTY, OHIO**

NOTES TO THE BASIC FINANCIAL STATEMENTS  
FOR THE FISCAL YEAR ENDED JUNE 30, 2019

**NOTE 12 - RISK MANAGEMENT - (Continued)**

All funds of the District participate in the program and make payments to the self-insurance fund based on actuarial estimates of the amounts needed to pay prior and current year claims. Claims payable is based on the requirements of GASB Statement No. 30, “Accounting and Financial Reporting for Risk Financing and Related Insurance Issues”, which requires that a liability for unpaid claims costs, including estimates of costs relating to incurred but not reported claims, be reported if information prior to issuance of the financial statements indicate that it is probable that a liability has been incurred at the date of the financial statements and the amount can be reasonably estimated. The estimate was not affected by incremental claim adjustment expenses and does not include other allocated or unallocated claim adjustment expenses. Claims payable at June 30, 2019, including incurred but not reported claims, is actuarially estimated to be \$884,160. Claims activity for the past two fiscal years follows:

<u>Fiscal Year</u>	<u>Beginning Balance</u>	<u>Claims and Changes in Estimates</u>	<u>Claims Payments</u>	<u>Ending Balance</u>
2019	\$ 942,370	\$ 10,887,333	\$ (10,945,543)	\$ 884,160
2018	1,160,337	9,482,620	(9,700,587)	942,370

**C. Workers’ Compensation**

Effective January 1, 2016, the District participates in the Ohio SchoolComp Group Rating Program (GRP), an insurance purchasing pool (See Note 2.A). The GRP is co-sponsored by the Ohio School Boards Association and the Ohio Association of School Business Officials. The intent of the GRP is to achieve the benefit of a reduced premium for the District by virtue of its grouping and representation with other participants in the GRP. The workers’ compensation experience of the participating school districts is calculated as one experience and a common premium rate is applied to all school districts in the GRP. Each participant pays its workers’ compensation premium to the state based on the rate for the GRP rather than its individual rate. Total savings are then calculated and each participant’s individual performance is compared to the overall savings percentage of the GRP. A participant will then either receive money from or be required to contribute to the “equity pooling fund”.

This “equity pooling” arrangement insures that each participant shares equally in the overall performance of the GRP. Participation in the GRP is limited to school districts that can meet the GRP’s selection criteria. The firm of CompManagement, Inc. provides administrative, cost control and actuarial services to the GRP.

Prior to January 1, 2016, the District participated in the Ohio Bureau of Workers’ Compensation (Bureau) Individual Retrospective Rating program. In the program, the District assumed a portion of the risk in return for a reduction in premium.

The District’s Retrospective Rating program is accounted for in the general fund which pays for all claims, claim reserves and administrative costs of the program. The general fund generates revenues by charging each fund a percentage rate determined by the Bureau for the payroll during the reporting period.

**WASHINGTON LOCAL SCHOOL DISTRICT  
LUCAS COUNTY, OHIO**

NOTES TO THE BASIC FINANCIAL STATEMENTS  
FOR THE FISCAL YEAR ENDED JUNE 30, 2019

**NOTE 12 - RISK MANAGEMENT - (Continued)**

The District is liable for a portion of claims incurred while under the Retrospective Rating program. The claims liability is recorded based on an actuarial determination of future claims, review of five years of claim liabilities and claim payment trends. The change in claims activity for the past two fiscal years is as follows:

<u>Fiscal Year</u>	<u>Beginning Balance</u>	<u>Current Year Claims</u>	<u>Claims Payments</u>	<u>Ending Balance</u>
2019	\$ 262,580	\$ 311,875	\$ (318,855)	\$ 255,600
2018	69,929	447,677	(255,026)	262,580

**NOTE 13 - DEFINED BENEFIT PENSION PLANS**

***Net Pension Liability***

The net pension liability reported on the statement of net position represents a liability to employees for pensions. Pensions are a component of exchange transactions—between an employer and its employees—of salaries and benefits for employee services. Pensions are provided to an employee—on a deferred-payment basis—as part of the total compensation package offered by an employer for employee services each financial period. The obligation to sacrifice resources for pensions is a present obligation because it was created as a result of employment exchanges that already have occurred.

The net pension liability represents the District’s proportionate share of each pension plan’s collective actuarial present value of projected benefit payments attributable to past periods of service, net of each pension plan’s fiduciary net position. The net pension liability calculation is dependent on critical long-term variables, including estimated average life expectancies, earnings on investments, cost of living adjustments and others. While these estimates use the best information available, unknowable future events require adjusting this estimate annually.

The Ohio Revised Code limits the District’s obligation for this liability to annually required payments. The District cannot control benefit terms or the manner in which pensions are financed; however, the District does receive the benefit of employees’ services in exchange for compensation including pension.

GASB 68 assumes the liability is solely the obligation of the employer, because (1) they benefit from employee services; and (2) State statute requires all funding to come from these employers. All contributions to date have come solely from these employers (which also includes costs paid in the form of withholdings from employees). State statute requires the pension plans to amortize unfunded liabilities within 30 years. If the amortization period exceeds 30 years, each pension plan’s board must propose corrective action to the State legislature. Any resulting legislative change to benefits or funding could significantly affect the net pension liability. Resulting adjustments to the net pension liability would be effective when the changes are legally enforceable.

The proportionate share of each plan’s unfunded benefits is presented as a long-term *net pension liability* on the accrual basis of accounting. Any liability for the contractually-required pension contribution outstanding at the end of the year is included in *pension and postemployment benefits payable* on both the accrual and modified accrual bases of accounting.

**WASHINGTON LOCAL SCHOOL DISTRICT  
LUCAS COUNTY, OHIO**

NOTES TO THE BASIC FINANCIAL STATEMENTS  
FOR THE FISCAL YEAR ENDED JUNE 30, 2019

**NOTE 13 - DEFINED BENEFIT PENSION PLANS - (Continued)**

***Plan Description - School Employees Retirement System (SERS)***

Plan Description - The District non-teaching employees participate in SERS, a cost-sharing multiple-employer defined benefit pension plan administered by SERS. SERS provides retirement, disability and survivor benefits, annual cost-of-living adjustments, and death benefits to plan members and beneficiaries. Authority to establish and amend benefits is provided by Ohio Revised Code Chapter 3309. SERS issues a publicly available, stand-alone financial report that includes financial statements, required supplementary information and detailed information about SERS' fiduciary net position. That report can be obtained by visiting the SERS website at [www.ohsers.org](http://www.ohsers.org) under Employers/Audit Resources.

Age and service requirements for retirement are as follows:

	Eligible to Retire on or before August 1, 2017 *	Eligible to Retire after August 1, 2017
Full benefits	Age 65 with 5 years of services credit; or Any age with 30 years of service credit	Age 67 with 10 years of service credit; or Age 57 with 30 years of service credit
Actuarially reduced benefits	Age 60 with 5 years of service credit; or Age 55 with 25 years of service credit	Age 62 with 10 years of service credit; or Age 60 with 25 years of service credit

\* Members with 25 years of service credit as of August 1, 2017, will be included in this plan.

Annual retirement benefits are calculated based on final average salary multiplied by a percentage that varies based on years of service; 2.2% for the first thirty years of service and 2.5% for years of service credit over 30. Final average salary is the average of the highest three years of salary.

Effective January 1, 2018, SERS cost-of-living adjustment (COLA) changed from a fixed 3% annual increase to one based on the Consumer Price Index (CPI-W) with a cap of 2.5% and a floor of 0%. SERS also has the authority to award or suspend the COLA, or to adjust the COLA above or below CPI-W. SERS suspended the COLA increases for 2018, 2019 and 2020 for current retirees, and confirmed their intent to implement a four-year waiting period for the state of a COLA for future retirees.

Funding Policy - Plan members are required to contribute 10% of their annual covered salary and the District is required to contribute 14% of annual covered payroll. The contribution requirements of plan members and employers are established and may be amended by the SERS' Retirement Board up to statutory maximum amounts of 10% for plan members and 14% for employers. The Retirement Board, acting with the advice of the actuary, allocates the employer contribution rate among four of the System's funds (Pension Trust Fund, Death Benefit Fund, Medicare B Fund, and Health Care Fund). For the fiscal year ended June 30, 2019, the allocation to pension, death benefits, and Medicare B was 13.5%. The remaining 0.5% of the employer contribution rate was allocated to the Health Care Fund.

The District's contractually required contribution to SERS was \$1,616,087 for fiscal year 2019. Of this amount, \$113,653 is reported as pension and postemployment benefits payable.

**WASHINGTON LOCAL SCHOOL DISTRICT  
LUCAS COUNTY, OHIO**

NOTES TO THE BASIC FINANCIAL STATEMENTS  
FOR THE FISCAL YEAR ENDED JUNE 30, 2019

**NOTE 13 - DEFINED BENEFIT PENSION PLANS - (Continued)**

***Plan Description - State Teachers Retirement System (STRS)***

Plan Description - Licensed teachers participate in STRS Ohio, a cost-sharing multiple-employer public employee retirement system administered by STRS. STRS provides retirement and disability benefits to members and death and survivor benefits to beneficiaries. STRS issues a stand-alone financial report that includes financial statements, required supplementary information and detailed information about STRS' fiduciary net position. That report can be obtained by writing to STRS, 275 E. Broad St., Columbus, OH 43215-3771, by calling (888) 227-7877, or by visiting the STRS website at [www.strsoh.org](http://www.strsoh.org).

New members have a choice of three retirement plans; a Defined Benefit (DB) Plan, a Defined Contribution (DC) Plan and a Combined Plan. Benefits are established by Ohio Revised Code Chapter 3307. The DB Plan offers an annual retirement allowance based on final average salary multiplied by a percentage that varies based on years of service. Effective August 1, 2015, the calculation will be 2.2% of final average salary for the five highest years of earnings multiplied by all years of service. Effective July 1, 2017, the cost-of-living adjustment was reduced to zero. Members are eligible to retire at age 60 with five years of qualifying service credit, or age 55 with 26 years of service, or 31 years of service regardless of age. Eligibility changes will be phased in until August 1, 2026, when retirement eligibility for unreduced benefits will be five years of service credit and age 65, or 35 years of service credit and at least age 60.

The DC Plan allows members to place all their member contributions and 9.53% of the 14% employer contributions into an investment account. Investment allocation decisions are determined by the member. The remaining 4.47% of the 14% employer rate is allocated to the defined benefit unfunded liability. A member is eligible to receive a retirement benefit at age 50 and termination of employment. The member may elect to receive a lifetime monthly annuity or a lump sum withdrawal.

The Combined Plan offers features of both the DB Plan and the DC Plan. In the Combined Plan, 12% of the 14% member rate goes to the DC Plan and the remaining 2% is applied to the DB Plan. Member contributions to the DC Plan are allocated among investment choices by the member, and contributions to the DB Plan from the employer and the member are used to fund the defined benefit payment at a reduced level from the regular DB Plan. The defined benefit portion of the Combined Plan payment is payable to a member on or after age 60 with five years of service. The defined contribution portion of the account may be taken as a lump sum payment or converted to a lifetime monthly annuity after termination of employment at age 50 or later.

New members who choose the DC Plan or Combined Plan will have another opportunity to reselect a permanent plan during their fifth year of membership. Members may remain in the same plan or transfer to another STRS plan. The optional annuitization of a member's defined contribution account or the defined contribution portion of a member's Combined Plan account to a lifetime benefit results in STRS bearing the risk of investment gain or loss on the account. STRS has therefore included all three plan options as one defined benefit plan for GASB 68 reporting purposes.

A DB or Combined Plan member with five or more years of credited service who is determined to be disabled may qualify for a disability benefit. Eligible survivors of members who die before service retirement may qualify for monthly benefits. New members on or after July 1, 2013, must have at least ten years of qualifying service credit to apply for disability benefits. Members in the DC Plan who become disabled are entitled only to their account balance. If a member of the DC Plan dies before retirement benefits begin, the member's designated beneficiary is entitled to receive the member's account balance.

**WASHINGTON LOCAL SCHOOL DISTRICT  
LUCAS COUNTY, OHIO**

NOTES TO THE BASIC FINANCIAL STATEMENTS  
FOR THE FISCAL YEAR ENDED JUNE 30, 2019

**NOTE 13 - DEFINED BENEFIT PENSION PLANS - (Continued)**

Funding Policy - Employer and member contribution rates are established by the State Teachers Retirement Board and limited by Chapter 3307 of the Ohio Revised Code. For fiscal year 2019, plan members were required to contribute 14% of their annual covered salary. The District was required to contribute 14%; the entire 14% was the portion used to fund pension obligations. The fiscal year 2019 contribution rates were equal to the statutory maximum rates.

The District's contractually required contribution to STRS was \$5,789,307 for fiscal year 2019. Of this amount, \$957,816 is reported as pension and postemployment benefits payable.

***Pension Liabilities, Pension Expense, and Deferred Outflows of Resources and Deferred Inflows of Resources Related to Pensions***

The net pension liability was measured as of June 30, 2018, and the total pension liability used to calculate the net pension liability was determined by an actuarial valuation as of that date. The District's proportion of the net pension liability was based on the District's share of contributions to the pension plan relative to the projected contributions of all participating entities.

Following is information related to the proportionate share and pension expense:

	<u>SERS</u>	<u>STRS</u>	<u>Total</u>
Proportion of the net pension liability prior measurement date	0.36278740%	0.34870831%	
Proportion of the net pension liability current measurement date	<u>0.34589740%</u>	<u>0.34550482%</u>	
Change in proportionate share	<u>-0.01689000%</u>	<u>-0.00320349%</u>	
Proportionate share of the net pension liability	\$ 19,810,185	\$ 75,968,752	\$ 95,778,937
Pension expense	\$ 984,404	\$ 7,353,776	\$ 8,338,180

At June 30, 2019, the District reported deferred outflows of resources and deferred inflows of resources related to pensions from the following sources:

	<u>SERS</u>	<u>STRS</u>	<u>Total</u>
<b>Deferred outflows of resources</b>			
Differences between expected and actual experience	\$ 1,086,464	\$ 1,753,589	\$ 2,840,053
Changes of assumptions	447,357	13,463,095	13,910,452
Difference between employer contributions and proportionate share of contributions/ change in proportionate share	158,886	602,117	761,003
Contributions subsequent to the measurement date	<u>1,616,087</u>	<u>5,789,307</u>	<u>7,405,394</u>
Total deferred outflows of resources	<u>\$ 3,308,794</u>	<u>\$ 21,608,108</u>	<u>\$ 24,916,902</u>

**WASHINGTON LOCAL SCHOOL DISTRICT  
LUCAS COUNTY, OHIO**

NOTES TO THE BASIC FINANCIAL STATEMENTS  
FOR THE FISCAL YEAR ENDED JUNE 30, 2019

**NOTE 13 - DEFINED BENEFIT PENSION PLANS - (Continued)**

	<u>SERS</u>	<u>STRS</u>	<u>Total</u>
<b>Deferred inflows of resources</b>			
Differences between expected and actual experience	\$ -	\$ 496,122	\$ 496,122
Net difference between projected and actual earnings on pension plan investments	548,880	4,606,658	5,155,538
Difference between employer contributions and proportionate share of contributions/ change in proportionate share	<u>575,948</u>	<u>598,402</u>	<u>1,174,350</u>
Total deferred inflows of resources	<u>\$ 1,124,828</u>	<u>\$ 5,701,182</u>	<u>\$ 6,826,010</u>

\$7,405,394 reported as deferred outflows of resources related to pension resulting from District contributions subsequent to the measurement date will be recognized as a reduction of the net pension liability in the year ending June 30, 2020.

Other amounts reported as deferred outflows of resources and deferred inflows of resources related to pension will be recognized in pension expense as follows:

	<u>SERS</u>	<u>STRS</u>	<u>Total</u>
Fiscal Year Ending June 30:			
2020	\$ 1,140,950	\$ 6,571,643	\$ 7,712,593
2021	245,382	4,284,568	4,529,950
2022	(650,116)	396,557	(253,559)
2023	<u>(168,337)</u>	<u>(1,135,149)</u>	<u>(1,303,486)</u>
Total	<u>\$ 567,879</u>	<u>\$ 10,117,619</u>	<u>\$ 10,685,498</u>

***Actuarial Assumptions - SERS***

SERS' total pension liability was determined by their actuaries in accordance with GASB Statement No. 67, as part of their annual actuarial valuation for each defined benefit retirement plan. Actuarial valuations of an ongoing plan involve estimates of the value of reported amounts (e.g., salaries, credited service) and assumptions about the probability of occurrence of events far into the future (e.g., mortality, disabilities, retirements, employment termination). Actuarially determined amounts are subject to continual review and potential modifications, as actual results are compared with past expectations and new estimates are made about the future.

Projections of benefits for financial reporting purposes are based on the substantive plan (the plan as understood by the employers and plan members) and include the types of benefits provided at the time of each valuation and the historical pattern of sharing benefit costs between the employers and plan members to that point. The projection of benefits for financial reporting purposes does not explicitly incorporate the potential effects of legal or contractual funding limitations.



**WASHINGTON LOCAL SCHOOL DISTRICT  
LUCAS COUNTY, OHIO**

NOTES TO THE BASIC FINANCIAL STATEMENTS  
FOR THE FISCAL YEAR ENDED JUNE 30, 2019

**NOTE 13 - DEFINED BENEFIT PENSION PLANS - (Continued)**

Actuarial calculations reflect a long-term perspective. For a newly hired employee, actuarial calculations will take into account the employee's entire career with the employer and also take into consideration the benefits, if any, paid to the employee after termination of employment until the death of the employee and any applicable contingent annuitant. In many cases actuarial calculations reflect several decades of service with the employer and the payment of benefits after termination.

Key methods and assumptions used in calculating the total pension liability in the latest actuarial valuation, prepared as of June 30, 2018, are presented below:

Wage inflation	3.00%
Future salary increases, including inflation	3.50% to 18.20%
COLA or ad hoc COLA	2.50%, on and after April 1, 2018, COLA's for future retirees will be delayed for three years following commencement
Investment rate of return	7.50% net of investments expense, including inflation
Actuarial cost method	Entry age normal (level percent of payroll)

For 2018, the mortality rates were based on the RP-2014 Blue Collar Mortality Table with fully generational projection and a five-year age set-back for both males and females. Mortality among service retired members, and beneficiaries were based upon the RP-2014 Blue Collar Mortality Table with fully generational projection with Scale BB, 120% of male rates, and 110% of female rates. Mortality among disabled members was based upon the RP-2000 Disabled Mortality Table, 90% for male rates and 100% for female rates, set back five years is used for the period after disability retirement.

The most recent experience study was completed for the five year period ended June 30, 2015.

The long-term return expectation for the Pension Plan Investments has been determined using a building-block approach and assumes a time horizon, as defined in SERS' *Statement of Investment Policy*. A forecasted rate of inflation serves as the baseline for the return expectation. Various real return premiums over the baseline inflation rate have been established for each asset class. The long-term expected nominal rate of return has been determined by calculating a weighted average of the expected real return premiums for each asset class, adding the projected inflation rate, and adding the expected return from rebalancing uncorrelated asset classes.

The target allocation and best estimates of arithmetic real rates of return for each major assets class are summarized in the following table:

<u>Asset Class</u>	<u>Target Allocation</u>	<u>Long Term Expected Real Rate of Return</u>
Cash	1.00 %	0.50 %
US Equity	22.50	4.75
International Equity	22.50	7.00
Fixed Income	19.00	1.50
Private Equity	10.00	8.00
Real Assets	15.00	5.00
Multi-Asset Strategies	10.00	3.00
Total	<u>100.00 %</u>	

**WASHINGTON LOCAL SCHOOL DISTRICT  
LUCAS COUNTY, OHIO**

NOTES TO THE BASIC FINANCIAL STATEMENTS  
FOR THE FISCAL YEAR ENDED JUNE 30, 2019

**NOTE 13 - DEFINED BENEFIT PENSION PLANS - (Continued)**

**Discount Rate** - The total pension liability was calculated using the discount rate of 7.50%. The projection of cash flows used to determine the discount rate assumed the contributions from employers and from the members would be computed based on contribution requirements as stipulated by State statute. Projected inflows from investment earning were calculated using the long-term assumed investment rate of return (7.50%). Based on those assumptions, the plan's fiduciary net position was projected to be available to make all future benefit payments of current plan members. Therefore, the long-term expected rate of return on pension plan investments was applied to all periods of projected benefits to determine the total pension liability.

**Sensitivity of the District's Proportionate Share of the Net Pension Liability to Changes in the Discount Rate** - Net pension liability is sensitive to changes in the discount rate, and to illustrate the potential impact the following table presents the net pension liability calculated using the discount rate of 7.50%, as well as what each plan's net pension liability would be if it were calculated using a discount rate that is one percentage point lower (6.50%), or one percentage point higher (8.50%) than the current rate.

	1% Decrease (6.50%)	Current Discount Rate (7.50%)	1% Increase (8.50%)
District's proportionate share of the net pension liability	\$ 27,904,139	\$ 19,810,185	\$ 13,023,946

**Actuarial Assumptions - STRS**

Key methods and assumptions used in the latest actuarial valuation, reflecting experience study results used in the July 1, 2018, actuarial valuation are presented below:

	July 1, 2018
Inflation	2.50%
Projected salary increases	12.50% at age 20 to 2.50% at age 65
Investment rate of return	7.45%, net of investment expenses, including inflation
Payroll increases	3.00%
Cost-of-living adjustments (COLA)	0.0%, effective July 1, 2017

For the July 1, 2018, actuarial valuation, post-retirement mortality rates for healthy retirees are based on the RP-2014 Annuitant Mortality Table with 50% of rates through age 69, 70% of rates between ages 70 and 79, 90% of rates between ages 80 and 84, and 100% of rates thereafter, projected forward generationally using mortality improvement scale MP-2016. Post-retirement disabled mortality rates are based on the RP-2014 Disabled Mortality Table with 90% of rates for males and 100% of rates for females, projected forward generationally using mortality improvement scale MP-2016. Pre-retirement mortality rates are based on RP-2014 Employee Mortality Table, projected forward generationally using mortality improvement scale MP-2016.

Actuarial assumptions used in the July 1, 2018 valuation are based on the results of an actuarial experience study for the period July 1, 2011 through June 30, 2016.

**WASHINGTON LOCAL SCHOOL DISTRICT  
LUCAS COUNTY, OHIO**

NOTES TO THE BASIC FINANCIAL STATEMENTS  
FOR THE FISCAL YEAR ENDED JUNE 30, 2019

**NOTE 13 - DEFINED BENEFIT PENSION PLANS - (Continued)**

STRS Ohio's investment consultant develops an estimate range for the investment return assumption based on the target allocation adopted by the Retirement Board. The target allocation and long-term expected rate of return for each major asset class are summarized as follows:

Asset Class	Target Allocation**	Long Term Expected Real Rate of Return *
Domestic Equity	28.00 %	7.35 %
International Equity	23.00	7.55
Alternatives	17.00	7.09
Fixed Income	21.00	3.00
Real Estate	10.00	6.00
Liquidity Reserves	1.00	2.25
Total	<u>100.00 %</u>	

\*10-Year geometric nominal returns, which include the real rate of return and inflation of 2.25% and does not include investment expenses. Over a 30-year period, STRS' investment consultant indicates that the above target allocations should generate a return above the actuarial rate of return, without net value added by management.

\*\*The Target Allocation percentage is effective as of July 1, 2017. Target weights will be phased in over a 24-month period concluding on July 1, 2019.

**Discount Rate** - The discount rate used to measure the total pension liability was 7.45% as of June 30, 2018. The projection of cash flows used to determine the discount rate assumes member and employer contributions will be made at the statutory contribution rates in accordance with rate increases described above. For this purpose, only employer contributions that are intended to fund benefits of current plan members and their beneficiaries are included. Projected employer contributions that are intended to fund the service costs of future plan members and their beneficiaries, as well as projected contributions from future plan members, are not included. Based on those assumptions, STRS' fiduciary net position was projected to be available to make all projected future benefit payments to current plan members as of June 30, 2018. Therefore, the long-term expected rate of return on pension plan investments of 7.45% was applied to all periods of projected benefit payment to determine the total pension liability as of June 30, 2018.

**Sensitivity of the District's Proportionate Share of the Net Pension Liability to Changes in the Discount Rate** - The following table presents the District's proportionate share of the net pension liability calculated using the current period discount rate assumption of 7.45%, as well as what the District's proportionate share of the net pension liability would be if it were calculated using a discount rate that is one-percentage-point lower (6.45%) or one-percentage-point higher (8.45%) than the current rate:

	1% Decrease (6.45%)	Current Discount Rate (7.45%)	1% Increase (8.45%)
District's proportionate share of the net pension liability	\$ 110,942,362	\$ 75,968,752	\$ 46,368,337

**WASHINGTON LOCAL SCHOOL DISTRICT  
LUCAS COUNTY, OHIO**

NOTES TO THE BASIC FINANCIAL STATEMENTS  
FOR THE FISCAL YEAR ENDED JUNE 30, 2019

**NOTE 14 - DEFINED BENEFIT OPEB PLANS**

***Net OPEB Liability/Asset***

The net OPEB liability/asset reported on the statement of net position represents a liability/asset to employees for OPEB. OPEB is a component of exchange transactions—between an employer and its employees—of salaries and benefits for employee services. OPEB are provided to an employee—on a deferred-payment basis—as part of the total compensation package offered by an employer for employee services each financial period. The obligation to sacrifice resources for OPEB is a present obligation because it was created as a result of employment exchanges that already have occurred.

The net OPEB liability/asset represents the District's proportionate share of each OPEB plan's collective actuarial present value of projected benefit payments attributable to past periods of service, net of each OPEB plan's fiduciary net position. The net OPEB liability/asset calculation is dependent on critical long-term variables, including estimated average life expectancies, earnings on investments, cost of living adjustments and others. While these estimates use the best information available, unknowable future events require adjusting these estimates annually.

The Ohio Revised Code limits the District's obligation for this liability to annually required payments. The District cannot control benefit terms or the manner in which OPEB are financed; however, the District does receive the benefit of employees' services in exchange for compensation including OPEB.

GASB 75 assumes the liability is solely the obligation of the employer, because they benefit from employee services. OPEB contributions come from these employers and health care plan enrollees which pay a portion of the health care costs in the form of a monthly premium. The Ohio Revised Code permits, but does not require the retirement systems to provide healthcare to eligible benefit recipients. Any change to benefits or funding could significantly affect the net OPEB liability/asset. Resulting adjustments to the net OPEB liability/asset would be effective when the changes are legally enforceable. The retirement systems may allocate a portion of the employer contributions to provide for these OPEB benefits.

The proportionate share of each plan's unfunded benefits is presented as a long-term *net OPEB liability* or *net OPEB asset* on the accrual basis of accounting. Any liability for the contractually-required OPEB contribution outstanding at the end of the year is included in *pension and postemployment benefits payable* on both the accrual and modified accrual bases of accounting.

***Plan Description - School Employees Retirement System (SERS)***

Health Care Plan Description - The District contributes to the SERS Health Care Fund, administered by SERS for non-certificated retirees and their beneficiaries. For GASB 75 purposes, this plan is considered a cost-sharing other postemployment benefit (OPEB) plan. SERS' Health Care Plan provides healthcare benefits to eligible individuals receiving retirement, disability, and survivor benefits, and to their eligible dependents. Members who retire after June 1, 1986, need 10 years of service credit, exclusive of most types of purchased credit, to qualify to participate in SERS' health care coverage. In addition to age and service retirees, disability benefit recipients and beneficiaries who are receiving monthly benefits due to the death of a member or retiree, are eligible for SERS' health care coverage. Most retirees and dependents choosing SERS' health care coverage are over the age of 65 and therefore enrolled in a fully insured Medicare Advantage plan; however, SERS maintains a traditional, self-insured preferred provider organization for its non-Medicare retiree population. For both groups, SERS offers a self-insured prescription drug program. Health care is a benefit that is permitted, not mandated, by statute. The financial report of the Plan is included in the SERS Comprehensive Annual Financial Report which can be obtained on SERS' website at [www.ohsers.org](http://www.ohsers.org) under Employers/Audit Resources.

**WASHINGTON LOCAL SCHOOL DISTRICT  
LUCAS COUNTY, OHIO**

**NOTES TO THE BASIC FINANCIAL STATEMENTS  
FOR THE FISCAL YEAR ENDED JUNE 30, 2019**

**NOTE 14 - DEFINED BENEFIT OPEB PLANS - (Continued)**

Access to health care for retirees and beneficiaries is permitted in accordance with Section 3309 of the Ohio Revised Code. The Health Care Fund was established and is administered in accordance with Internal Revenue Code Section 105(e). SERS' Retirement Board reserves the right to change or discontinue any health plan or program. Active employee members do not contribute to the Health Care Plan. The SERS Retirement Board established the rules for the premiums paid by the retirees for health care coverage for themselves and their dependents or for their surviving beneficiaries. Premiums vary depending on the plan selected, qualified years of service, Medicare eligibility, and retirement status.

Funding Policy - State statute permits SERS to fund the health care benefits through employer contributions. Each year, after the allocation for statutorily required pensions and benefits, the Retirement Board may allocate the remainder of the employer contribution of 14% of covered payroll to the Health Care Fund in accordance with the funding policy. For fiscal year 2019, 0.5% of covered payroll was made to health care. An additional health care surcharge on employers is collected for employees earning less than an actuarially determined minimum compensation amount, pro-rated if less than a full year of service credit was earned. For fiscal year 2019, this amount was \$21,600. Statutes provide that no employer shall pay a health care surcharge greater than 2% of that employer's SERS-covered payroll; nor may SERS collect in aggregate more than 1.5% of the total statewide SERS-covered payroll for the health care surcharge. For fiscal year 2019, the District's surcharge obligation was \$213,440.

The surcharge added to the allocated portion of the 14% employer contribution rate is the total amount assigned to the Health Care Fund. The District's contractually required contribution to SERS was \$273,295 for fiscal year 2019. Of this amount, \$217,649 is reported as pension and postemployment benefits payable.

***Plan Description - State Teachers Retirement System (STRS)***

Plan Description – The State Teachers Retirement System of Ohio (STRS) administers a cost-sharing Health Plan administered for eligible retirees who participated in the defined benefit or combined pension plans offered by STRS. Ohio law authorizes STRS to offer this plan. Benefits include hospitalization, physicians' fees, prescription drugs and partial reimbursement of monthly Medicare Part B premiums. Medicare Part B premium reimbursements will be discontinued effective January 1, 2020. The Plan is included in the report of STRS which can be obtained by visiting [www.strsoh.org](http://www.strsoh.org) or by calling (888) 227-7877.

Funding Policy – Ohio Revised Code Chapter 3307 authorizes STRS to offer the Plan and gives the Retirement Board discretionary authority over how much, if any, of the health care costs will be absorbed by STRS. Active employee members do not contribute to the Health Care Plan. Nearly all health care plan enrollees, for the most recent year, pay a portion of the health care costs in the form of a monthly premium. Under Ohio law, funding for post-employment health care may be deducted from employer contributions, currently 14% of covered payroll. For the fiscal year ended June 30, 2019, STRS did not allocate any employer contributions to post-employment health care.

**WASHINGTON LOCAL SCHOOL DISTRICT  
LUCAS COUNTY, OHIO**

NOTES TO THE BASIC FINANCIAL STATEMENTS  
FOR THE FISCAL YEAR ENDED JUNE 30, 2019

**NOTE 14 - DEFINED BENEFIT OPEB PLANS - (Continued)**

***OPEB Liabilities/Assets, OPEB Expense, and Deferred Outflows of Resources and Deferred Inflows of Resources Related to OPEB***

The net OPEB liability/asset was measured as of June 30, 2018, and the total OPEB liability/asset used to calculate the net OPEB liability/asset was determined by an actuarial valuation as of that date. The District's proportion of the net OPEB liability/asset was based on the District's share of contributions to the respective retirement systems relative to the contributions of all participating entities. Following is information related to the proportionate share and OPEB expense:

	<u>SERS</u>	<u>STRS</u>	<u>Total</u>
Proportion of the net OPEB liability prior measurement date	0.36747660%	0.34870831%	
Proportion of the net OPEB liability/asset current measurement date	<u>0.35115400%</u>	<u>0.34550482%</u>	
Change in proportionate share	<u>-0.01632260%</u>	<u>-0.00320349%</u>	
Proportionate share of the net OPEB liability	\$ 9,741,961	\$ -	\$ 9,741,961
Proportionate share of the net OPEB asset	\$ -	\$ 5,551,909	\$ 5,551,909
OPEB expense	\$ 438,317	\$ (12,048,490)	\$ (11,610,173)

At June 30, 2019, the District reported deferred outflows of resources and deferred inflows of resources related to OPEB from the following sources:

	<u>SERS</u>	<u>STRS</u>	<u>Total</u>
<b>Deferred outflows of resources</b>			
Differences between expected and actual experience	\$ 159,023	\$ 648,472	\$ 807,495
Difference between employer contributions and proportionate share of contributions/ change in proportionate share	84,882	62,431	147,313
Contributions subsequent to the measurement date	<u>273,295</u>	<u>-</u>	<u>273,295</u>
Total deferred outflows of resources	<u>\$ 517,200</u>	<u>\$ 710,903</u>	<u>\$ 1,228,103</u>

**WASHINGTON LOCAL SCHOOL DISTRICT  
LUCAS COUNTY, OHIO**

NOTES TO THE BASIC FINANCIAL STATEMENTS  
FOR THE FISCAL YEAR ENDED JUNE 30, 2019

**NOTE 14 - DEFINED BENEFIT OPEB PLANS - (Continued)**

	<u>SERS</u>	<u>STRS</u>	<u>Total</u>
<b>Deferred inflows of resources</b>			
Differences between expected and actual experience	\$ -	\$ 323,473	\$ 323,473
Net difference between projected and actual earnings on pension plan investments	14,615	634,259	648,874
Changes of assumptions	875,242	7,564,918	8,440,160
Difference between employer contributions and proportionate share of contributions/ change in proportionate share	<u>491,387</u>	<u>114,158</u>	<u>605,545</u>
Total deferred inflows of resources	<u>\$ 1,381,244</u>	<u>\$ 8,636,808</u>	<u>\$ 10,018,052</u>

\$273,295 reported as deferred outflows of resources related to OPEB resulting from District contributions subsequent to the measurement date will be recognized as a reduction of the net OPEB liability/asset in the year ending June 30, 2020. Other amounts reported as deferred outflows of resources and deferred inflows of resources related to OPEB will be recognized in OPEB expense as follows:

	<u>SERS</u>	<u>STRS</u>	<u>Total</u>
Fiscal Year Ending June 30:			
2020	\$ (398,807)	\$ (1,416,316)	\$ (1,815,123)
2021	(332,618)	(1,416,316)	(1,748,934)
2022	(123,014)	(1,416,316)	(1,539,330)
2023	(116,794)	(1,272,271)	(1,389,065)
2024	(117,805)	(1,221,741)	(1,339,546)
Thereafter	<u>(48,301)</u>	<u>(1,182,945)</u>	<u>(1,231,246)</u>
Total	<u>\$ (1,137,339)</u>	<u>\$ (7,925,905)</u>	<u>\$ (9,063,244)</u>

***Actuarial Assumptions - SERS***

The total OPEB liability is determined by SERS' actuaries in accordance with GASB Statement No. 74, as part of their annual actuarial valuation for each retirement plan. Actuarial valuations of an ongoing plan involve estimates of the value of reported amounts (e.g., salaries, credited service) and assumptions about the probability of occurrence of events far into the future (e.g., mortality, disabilities, retirements, employment terminations). Actuarially determined amounts are subject to continual review and potential modifications, as actual results are compared with past expectations and new estimates are made about the future.

Projections of benefits for financial reporting purposes are based on the substantive plan (the plan as understood by the employers and plan members) and include the types of benefits provided at the time of each valuation and the historical pattern of sharing benefit costs between the employers and plan members to that point. The projection of benefits for financial reporting purposes does not explicitly incorporate the potential effects of legal or contractual funding limitations.

**WASHINGTON LOCAL SCHOOL DISTRICT  
LUCAS COUNTY, OHIO**

NOTES TO THE BASIC FINANCIAL STATEMENTS  
FOR THE FISCAL YEAR ENDED JUNE 30, 2019

**NOTE 14 - DEFINED BENEFIT OPEB PLANS - (Continued)**

Actuarial calculations reflect a long-term perspective. For a newly hired employee, actuarial calculations will take into account the employee's entire career with the employer and also take into consideration the benefits, if any, paid to the employee after termination of employment until the death of the employee and any applicable contingent annuitant. In many cases, actuarial calculations reflect several decades of service with the employer and the payment of benefits after termination.

Key methods and assumptions used in calculating the total OPEB liability in the latest actuarial valuation date of June 30, 2018, are presented below:

Wage inflation	3.00%
Future salary increases, including inflation	3.50% to 18.20%
Investment rate of return	7.50% net of investments expense, including inflation
Municipal bond index rate:	
Measurement date	3.62%
Prior measurement date	3.56%
Single equivalent interest rate, net of plan investment expense, including price inflation:	
Measurement date	3.70%
Prior measurement date	3.63%
Medical trend assumption:	
Medicare	5.375 to 4.75%
Pre-Medicare	7.25 to 4.75%

Mortality rates were based on the RP-2014 Blue Collar Mortality Table with fully generational projection and Scale BB, 120% of male rates and 110% of female rates. RP-2000 Disabled Mortality Table with 90% for male rates and 100% for female rates set back five years.

The most recent experience study was completed for the five year period ended June 30, 2015.

The long-term expected rate of return on plan assets is reviewed as part of the actuarial five-year experience study. The most recent study covers fiscal years 2010 through 2015, and was adopted by the Board on April 21, 2016. Several factors are considered in evaluating the long-term rate of return assumption including long-term historical data, estimates inherent in current market data, and a log-normal distribution analysis in which best-estimate ranges of expected future real rates of return were developed by the investment consultant for each major asset class. These ranges were combined to produce the long-term expected rate of return, 7.50%, by weighting the expected future real rates of return by the target asset allocation percentage and then adding expected inflation. The capital market assumptions developed by the investment consultant are intended for use over a 10-year horizon and may not be useful in setting the long-term rate of return for funding pension plans which covers a longer timeframe. The assumption is intended to be a long-term assumption and is not expected to change absent a significant change in the asset allocation, a change in the inflation assumption, or a fundamental change in the market that alters expected returns in future years.



**WASHINGTON LOCAL SCHOOL DISTRICT  
LUCAS COUNTY, OHIO**

NOTES TO THE BASIC FINANCIAL STATEMENTS  
FOR THE FISCAL YEAR ENDED JUNE 30, 2019

**NOTE 14 - DEFINED BENEFIT OPEB PLANS - (Continued)**

The target asset allocation and best estimates of arithmetic real rates of return for each major asset class, as used in the June 30, 2015 five-year experience study, are summarized as follows:

Asset Class	Target Allocation	Long-Term Expected Real Rate of Return
Cash	1.00 %	0.50 %
US Equity	22.50	4.75
International Equity	22.50	7.00
Fixed Income	19.00	1.50
Private Equity	10.00	8.00
Real Assets	15.00	5.00
Multi-Asset Strategies	10.00	3.00
Total	<u>100.00 %</u>	

**Discount Rate** - The discount rate used to measure the total OPEB liability at June 30, 2018 was 3.70%. The discount rate used to measure total OPEB liability prior to June 30, 2018 was 3.63%. The projection of cash flows used to determine the discount rate assumed that contributions will be made from members and the System at the state statute contribution rate of 2.00% of projected covered employee payroll each year, which includes a 1.50% payroll surcharge and 0.50% of contributions from the basic benefits plan. Based on these assumptions, the OPEB plan's fiduciary net position was projected to become insufficient to make future benefit payments during the fiscal year ending June 30, 2026. Therefore, the long-term expected rate of return on OPEB plan assets was used to present value the projected benefit payments through the fiscal year ending June 30, 2025 and the Fidelity General Obligation 20-year Municipal Bond Index rate of 3.62%, as of June 30, 2018 (i.e. municipal bond rate), was used to present value the projected benefit payments for the remaining years in the projection. A municipal bond rate of 3.56% was used as of June 30, 2017. The total present value of projected benefit payments from all years was then used to determine the single rate of return that was used as the discount rate. The projection of future benefit payments for all current plan members was until the benefit payments ran out.

**Sensitivity of the District's Proportionate Share of the Net OPEB Liability to Changes in the Discount Rate and Changes in the Health Care Cost Trend Rates** - The net OPEB liability is sensitive to changes in the discount rate and the health care cost trend rate. The following table presents the net OPEB liability of SERS, what SERS' net OPEB liability would be if it were calculated using a discount rate that is 1 percentage point lower (2.70%) and higher (4.70%) than the current discount rate (3.70%). Also shown is what SERS' net OPEB liability would be based on health care cost trend rates that are 1 percentage point lower (6.25% decreasing to 3.75%) and higher (8.25% decreasing to 5.75%) than the current rate.

	1% Decrease (2.70%)	Current Discount Rate (3.70%)	1% Increase (4.70%)
District's proportionate share of the net OPEB liability	\$ 11,821,103	\$ 9,741,961	\$ 8,095,669

**WASHINGTON LOCAL SCHOOL DISTRICT  
LUCAS COUNTY, OHIO**

NOTES TO THE BASIC FINANCIAL STATEMENTS  
FOR THE FISCAL YEAR ENDED JUNE 30, 2019

**NOTE 14 - DEFINED BENEFIT OPEB PLANS - (Continued)**

	1% Decrease (6.25 % decreasing to 3.75 %)	Current Trend Rate (7.25 % decreasing to 4.75 %)	1% Increase (8.25 % decreasing to 5.75 %)
District's proportionate share of the net OPEB liability	\$ 7,859,975	\$ 9,741,961	\$ 12,234,047

***Actuarial Assumptions - STRS***

Key methods and assumptions used in the latest actuarial valuation, reflecting experience study results used in the July 1, 2018, actuarial valuation, compared with July 1, 2017, are presented below:

	July 1, 2018	July 1, 2017
Inflation	2.50%	2.50%
Projected salary increases	12.50% at age 20 to 2.50% at age 65	12.50% at age 20 to 2.50% at age 65
Investment rate of return	7.45%, net of investment expenses, including inflation	7.45%, net of investment expenses, including inflation
Payroll increases	3.00%	3.00%
Cost-of-living adjustments (COLA)	0.00%	0.00%, effective July 1, 2017
Discounted rate of return	7.45%	N/A
Blended discount rate of return	N/A	4.13%
Health care cost trends		6 to 11% initial, 4.50% ultimate
	Initial	Ultimate
Medical		
Pre-Medicare	6.00%	4.00%
Medicare	5.00%	4.00%
Prescription Drug		
Pre-Medicare	8.00%	4.00%
Medicare	-5.23%	4.00%

Projections of benefits include the historical pattern of sharing benefit costs between the employers and retired plan members.

For healthy retirees the mortality rates are based on the RP-2014 Annuitant Mortality Table with 50% of rates through age 69, 70% of rates between ages 70 and 79, 90% of rates between ages 80 and 84, and 100% of rates thereafter, projected forward generationally using mortality improvement scale MP-2016. For disabled retirees, mortality rates are based on the RP-2014 Disabled Mortality Table with 90% of rates for males and 100% of rates for females, projected forward generationally using mortality improvement scale MP-2016.

Actuarial assumptions used in the June 30, 2018, valuation are based on the results of an actuarial experience study for the period July 1, 2011 through June 30, 2016.

**WASHINGTON LOCAL SCHOOL DISTRICT  
LUCAS COUNTY, OHIO**

NOTES TO THE BASIC FINANCIAL STATEMENTS  
FOR THE FISCAL YEAR ENDED JUNE 30, 2019

**NOTE 14 - DEFINED BENEFIT OPEB PLANS - (Continued)**

**Assumption Changes Since the Prior Measurement Date** - The discount rate was increased from the blended rate of 4.13% to the long-term expected rate of return of 7.45% based on the methodology defined under GASB Statement No. 74, Financial Reporting for Postemployment Benefit Plans Other Than Pension Plans (OPEB). Valuation year per capita health care costs were updated.

**Benefit Term Changes Since the Prior Measurement Date** - The subsidy multiplier for non-Medicare benefit recipients was increased from 1.90% to 1.944% per year of service effective January 1, 2019. The non-Medicare frozen subsidy base premium was increased effective January 1, 2019 and all remaining Medicare Part B premium reimbursements will be discontinued beginning January 1, 2020.

STRS' investment consultant develops an estimate range for the investment return assumption based on the target allocation adopted by the Retirement Board. The target allocation and long-term expected rate of return for each major asset class are summarized as follows:

<u>Asset Class</u>	<u>Target Allocation**</u>	<u>Long Term Expected Real Rate of Return *</u>
Domestic Equity	28.00 %	7.35 %
International Equity	23.00	7.55
Alternatives	17.00	7.09
Fixed Income	21.00	3.00
Real Estate	10.00	6.00
Liquidity Reserves	<u>1.00</u>	2.25
Total	<u><u>100.00 %</u></u>	

\*10-Year geometric nominal returns, which include the real rate of return and inflation of 2.25% and does not include investment expenses. Over a 30-year period, STRS' investment consultant indicates that the above target allocations should generate a return above the actuarial rate of return, without net value added by management.

\*\* The Target Allocation percentage is effective as of July 1, 2017. Target weights will be phased in over a 24-month period concluding on July 1, 2019.

**Discount Rate** - The discount rate used to measure the total OPEB asset was 7.45% as of June 30, 2018. A discount rate used to measure the total OPEB liability was 4.13% as of June 30, 2017. The projection of cash flows used to determine the discount rate assumes STRS Ohio continues to allocate no employer contributions to the health care fund. Based on these assumptions, the OPEB plan's fiduciary net position was projected to be available to make all projected future benefit payments to current plan members. Therefore, the long-term expected rate of return on health care plan investments of 7.45% was used to measure the total OPEB asset as of June 30, 2018.

**Sensitivity of the District's Proportionate Share of the Net OPEB Asset to Changes in the Discount and Health Care Cost Trend Rate** - The following table represents the net OPEB asset as of June 30, 2018, calculated using the current period discount rate assumption of 7.45%, as well as what the net OPEB asset would be if it were calculated using a discount rate that is one percentage point lower (6.45%) or one percentage point higher (8.45%) than the current assumption. Also shown is the net OPEB asset as if it were calculated using health care cost trend rates that are one percentage point lower or one percentage point higher than the current health care cost trend rates.

**WASHINGTON LOCAL SCHOOL DISTRICT  
LUCAS COUNTY, OHIO**

NOTES TO THE BASIC FINANCIAL STATEMENTS  
FOR THE FISCAL YEAR ENDED JUNE 30, 2019

**NOTE 14 - DEFINED BENEFIT OPEB PLANS - (Continued)**

	1% Decrease (6.45%)	Current Discount Rate (7.45%)	1% Increase (8.45%)
District's proportionate share of the net OPEB asset	\$ 4,758,507	\$ 5,551,909	\$ 6,218,727
	1% Decrease	Current Trend Rate	1% Increase
District's proportionate share of the net OPEB asset	\$ 6,181,085	\$ 5,551,909	\$ 4,912,933

**NOTE 15 - CONTINGENCIES**

**A. Grants**

The District received financial assistance from federal and State agencies in the form of grants. The expenditure of funds received under these programs generally requires compliance with terms and conditions specified in the grant agreements and are subject to audit by the grantor agencies. Any disallowed claims resulting from such audits could become a liability of the general fund or other applicable funds. However, the effect of any such disallowed claims on the overall financial position of the District at June 30, 2019, if applicable, cannot be determined at this time.

**B. Litigation**

In the normal course of operations, the District may be subject to litigation and claims. While the outcome of such matters cannot presently be determined, management believes that their ultimate resolution will not have a material adverse effect on the financial statements.

**C. Foundation Funding**

School District foundation funding is based on the annualized full-time equivalent (FTE) enrollment of each student. The Ohio Department of Education (ODE) is legislatively required to adjust/reconcile funding as enrollment information is updated by schools throughout the State, which can extend past the fiscal year end. As of the date of this report, additional ODE adjustments for fiscal year 2019 are not finalized. As a result, the impact of future FTE adjustments on the fiscal year 2019 financial statements is not determinable, at this time. Management believes this may result in either an additional receivable to, or a liability of, the District.

**NOTE 16 - SET-ASIDES**

The District is required by State law to annually set-aside certain general fund revenue amounts, as defined by statutory formula, for the acquisition and construction of capital improvements. Amounts not spent by the end of the fiscal year or offset by similarly restricted resources received during the year must be held in cash at fiscal year-end. This amount must be carried forward to be used for the same purpose in future years. Expenditures exceeding the set-aside requirement may not be carried forward to the next fiscal year.

**WASHINGTON LOCAL SCHOOL DISTRICT  
LUCAS COUNTY, OHIO**

NOTES TO THE BASIC FINANCIAL STATEMENTS  
FOR THE FISCAL YEAR ENDED JUNE 30, 2019

**NOTE 16 - SET-ASIDES - (Continued)**

The following cash-basis information describes the change in the fiscal year-end set-aside amount for capital improvements. Disclosure of this information is required by State statute.

	<u>Capital Improvements</u>
Set-aside balance June 30, 2018	\$ -
Current year set-aside requirement	1,254,405
Current year qualifying expenditures	<u>(1,269,351)</u>
Total	<u>\$ (14,946)</u>
Balance carried forward to fiscal year 2020	<u>\$ -</u>
Set-aside balance June 30, 2019	<u>\$ -</u>

During fiscal year 2013, the District issued \$10,000,000 in capital related certificates of participation. These proceeds may be used to offset the required capital improvements set-aside amount for future years. The District is responsible for tracking the amount of the proceeds that may be used as an offset in future periods, which was \$10,000,000 at June 30, 2019.

**NOTE 17 - BUDGETARY BASIS OF ACCOUNTING**

While reporting financial position, results of operations, and changes in fund balance on the basis of accounting principles generally accepted in the United States of America (GAAP), the budgetary basis as provided by law is based upon accounting for certain transactions on a basis of cash receipts and disbursements.

The statement of revenue, expenditures and changes in fund balance - budget and actual (non-GAAP budgetary basis) presented for the general fund is presented on the budgetary basis to provide a meaningful comparison of actual results with the budget. The major differences between the budget basis and the GAAP basis are that:

- (a) Revenues and other financing sources are recorded when received in cash (budget basis) as opposed to when susceptible to accrual (GAAP basis);
- (b) Expenditures and other financing uses are recorded when paid in cash (budget basis) as opposed to when the liability is incurred (GAAP basis);
- (c) In order to determine compliance with Ohio law, and to reserve that portion of the applicable appropriation, total outstanding encumbrances (budget basis) are recorded as the equivalent of an expenditure, as opposed to restricted, committed or assigned fund balance for that portion of outstanding encumbrances not already recognized as an account payable (GAAP basis);
- (d) Advances-in and advances-out are operating transactions (budget basis) as opposed to balance sheet transactions (GAAP basis); and,
- (e) Some funds are included in the general fund (GAAP basis), but have separate legally adopted budgets (budget basis).

**WASHINGTON LOCAL SCHOOL DISTRICT  
LUCAS COUNTY, OHIO**

NOTES TO THE BASIC FINANCIAL STATEMENTS  
FOR THE FISCAL YEAR ENDED JUNE 30, 2019

**NOTE 17 - BUDGETARY BASIS OF ACCOUNTING - (Continued)**

The adjustments necessary to convert the results of operations for the year on the budget basis to the GAAP basis for the general fund is as follows:

**Net Change in Fund Balance**

	<u>General fund</u>
Budget basis	\$ (1,771,698)
Net adjustment for revenue accruals	42,176
Net adjustment for expenditure accruals	(413,694)
Net adjustment for other sources/uses	(470,540)
Funds budgeted elsewhere	(11,669)
Adjustment for encumbrances	835,928
GAAP basis	<u>\$ (1,789,497)</u>

Certain funds that are legally budgeted in separate special revenue funds are considered part of the general fund on a GAAP basis. This includes the rotary fund, public school support fund, uniform school supplies fund and underground storage tank fund.

**NOTE 18 - OTHER COMMITMENTS**

The District utilizes encumbrance accounting as part of its budgetary controls. Encumbrances outstanding at year end may be reported as part of restricted, committed, or assigned classifications of fund balance. At year end, the District's commitments for encumbrances in the governmental funds were as follows:

	<u>Year-End Encumbrances</u>
<u>Fund</u>	
General	\$ 471,034
Permanent improvement	47,030
Nonmajor governmental	66,790
Total	<u>\$ 584,854</u>

**NOTE 19 - TAX ABATEMENTS ENTERED INTO BY OTHER GOVERNMENTS**

The City of Toledo provides tax abatements through Community Reinvestment Area and Enterprise Zone agreements. Under the agreements, various businesses receive the abatement of property taxes in exchange for bringing jobs and economic development to the City. The agreements affect the property tax receipts collected and distributed to the District. Under the agreements, the District's property taxes were reduced by \$1,886,899 during fiscal year 2019.

**NOTE 20 - SUBSEQUENT EVENT**

On November 5, 2019, the Citizens of the District authorized by vote a 6.9 mil dual purpose levy. This levy is expected to generate \$3.2 million for operations and authorizes borrowing of up to \$50.0 million for building construction and renovation.

THIS PAGE IS INTENTIONALLY LEFT BLANK

**This page intentionally left blank.**



REQUIRED SUPPLEMENTARY INFORMATION

**WASHINGTON LOCAL SCHOOL DISTRICT  
LUCAS COUNTY, OHIO**

SCHEDULES OF REQUIRED SUPPLEMENTARY INFORMATION

SCHEDULE OF THE DISTRICT'S PROPORTIONATE SHARE OF  
THE NET PENSION LIABILITY  
SCHOOL EMPLOYEES RETIREMENT SYSTEM (SERS) OF OHIO

LAST SIX FISCAL YEARS

	<u>2019</u>	<u>2018</u>	<u>2017</u>	<u>2016</u>
District's proportion of the net pension liability	0.34589740%	0.36278740%	0.35571110%	0.35979260%
District's proportionate share of the net pension liability	\$ 19,810,185	\$ 21,675,746	\$ 26,034,770	\$ 20,530,115
District's covered payroll	\$ 11,827,956	\$ 11,449,329	\$ 11,084,864	\$ 10,831,639
District's proportionate share of the net pension liability as a percentage of its covered payroll	167.49%	189.32%	234.87%	189.54%
Plan fiduciary net position as a percentage of the total pension liability	71.36%	69.50%	62.98%	69.16%

Note: Information prior to 2014 was unavailable. Schedule is intended to show information for 10 years. Additional years will be displayed as they become available.

Amounts presented for each fiscal year were determined as of the District's measurement date which is the prior year-end.

SEE ACCOMPANYING NOTES TO THE REQUIRED SUPPLEMENTARY INFORMATION

<u>2015</u>	<u>2014</u>
0.37942500%	0.37942500%
\$ 19,202,483	\$ 22,563,187
\$ 11,025,354	\$ 10,731,908
174.17%	210.24%
71.70%	65.52%

**WASHINGTON LOCAL SCHOOL DISTRICT  
LUCAS COUNTY, OHIO**

SCHEDULES OF REQUIRED SUPPLEMENTARY INFORMATION

SCHEDULE OF THE DISTRICT'S PROPORTIONATE SHARE OF  
THE NET PENSION LIABILITY  
STATE TEACHERS RETIREMENT SYSTEM (STRS) OF OHIO

LAST SIX FISCAL YEARS

	<u>2019</u>	<u>2018</u>	<u>2017</u>	<u>2016</u>
District's proportion of the net pension liability	0.34550482%	0.34870831%	0.34707398%	0.34579032%
District's proportionate share of the net pension liability	\$ 75,968,752	\$ 82,836,406	\$ 116,176,123	\$ 95,566,330
District's covered payroll	\$ 39,243,271	\$ 38,709,121	\$ 36,707,993	\$ 36,437,257
District's proportionate share of the net pension liability as a percentage of its covered payroll	193.58%	214.00%	316.49%	262.28%
Plan fiduciary net position as a percentage of the total pension liability	77.31%	75.30%	66.80%	72.10%

Note: Information prior to 2014 was unavailable. Schedule is intended to show information for 10 years. Additional years will be displayed as they become available.

Amounts presented for each fiscal year were determined as of the District's measurement date which is the prior year-end.

SEE ACCOMPANYING NOTES TO THE REQUIRED SUPPLEMENTARY INFORMATION

<u>2015</u>	<u>2014</u>
0.34330462%	0.34330462%
\$ 83,503,565	\$ 99,468,900
\$ 35,076,254	\$ 35,075,454
238.06%	283.59%
74.70%	69.30%

**WASHINGTON LOCAL SCHOOL DISTRICT  
LUCAS COUNTY, OHIO**

SCHEDULES OF REQUIRED SUPPLEMENTARY INFORMATION

SCHEDULE OF DISTRICT PENSION CONTRIBUTIONS  
SCHOOL EMPLOYEES RETIREMENT SYSTEM (SERS) OF OHIO

LAST TEN FISCAL YEARS

	<u>2019</u>	<u>2018</u>	<u>2017</u>	<u>2016</u>
Contractually required contribution	\$ 1,616,087	\$ 1,596,774	\$ 1,602,906	\$ 1,551,881
Contributions in relation to the contractually required contribution	<u>(1,616,087)</u>	<u>(1,596,774)</u>	<u>(1,602,906)</u>	<u>(1,551,881)</u>
Contribution deficiency (excess)	<u>\$ -</u>	<u>\$ -</u>	<u>\$ -</u>	<u>\$ -</u>
District's covered payroll	\$ 11,971,015	\$ 11,827,956	\$ 11,449,329	\$ 11,084,864
Contributions as a percentage of covered payroll	13.50%	13.50%	14.00%	14.00%

SEE ACCOMPANYING NOTES TO THE REQUIRED SUPPLEMENTARY INFORMATION

<u>2015</u>	<u>2014</u>	<u>2013</u>	<u>2012</u>	<u>2011</u>	<u>2010</u>
\$ 1,427,610	\$ 1,528,114	\$ 1,485,296	\$ 1,430,437	\$ 1,336,055	\$ 1,415,936
<u>(1,427,610)</u>	<u>(1,528,114)</u>	<u>(1,485,296)</u>	<u>(1,430,437)</u>	<u>(1,336,055)</u>	<u>(1,415,936)</u>
<u>\$ -</u>	<u>\$ -</u>	<u>\$ -</u>	<u>\$ -</u>	<u>\$ -</u>	<u>\$ -</u>
\$ 10,831,639	\$ 11,025,354	\$ 10,731,908	\$ 10,635,219	\$ 10,628,918	\$ 10,457,430
13.18%	13.86%	13.84%	13.45%	12.57%	13.54%

**WASHINGTON LOCAL SCHOOL DISTRICT  
LUCAS COUNTY, OHIO**

SCHEDULES OF REQUIRED SUPPLEMENTARY INFORMATION

SCHEDULE OF DISTRICT PENSION CONTRIBUTIONS  
STATE TEACHERS RETIREMENT SYSTEM (STRS) OF OHIO

LAST TEN FISCAL YEARS

	<u>2019</u>	<u>2018</u>	<u>2017</u>	<u>2016</u>
Contractually required contribution	\$ 5,789,307	\$ 5,494,058	\$ 5,419,277	\$ 5,139,119
Contributions in relation to the contractually required contribution	<u>(5,789,307)</u>	<u>(5,494,058)</u>	<u>(5,419,277)</u>	<u>(5,139,119)</u>
Contribution deficiency (excess)	<u>\$ -</u>	<u>\$ -</u>	<u>\$ -</u>	<u>\$ -</u>
District's covered payroll	\$ 41,352,193	\$ 39,243,271	\$ 38,709,121	\$ 36,707,993
Contributions as a percentage of covered payroll	14.00%	14.00%	14.00%	14.00%

SEE ACCOMPANYING NOTES TO THE REQUIRED SUPPLEMENTARY INFORMATION



<u>2015</u>	<u>2014</u>	<u>2013</u>	<u>2012</u>	<u>2011</u>	<u>2010</u>
\$ 5,101,216	\$ 4,559,913	\$ 4,559,809	\$ 4,543,234	\$ 4,568,724	\$ 4,508,355
<u>(5,101,216)</u>	<u>(4,559,913)</u>	<u>(4,559,809)</u>	<u>(4,543,234)</u>	<u>(4,568,724)</u>	<u>(4,508,355)</u>
<u>\$ -</u>	<u>\$ -</u>	<u>\$ -</u>	<u>\$ -</u>	<u>\$ -</u>	<u>\$ -</u>
\$ 36,437,257	\$ 35,076,254	\$ 35,075,454	\$ 34,947,954	\$ 35,144,031	\$ 34,679,654
14.00%	13.00%	13.00%	13.00%	13.00%	13.00%

**WASHINGTON LOCAL SCHOOL DISTRICT  
LUCAS COUNTY, OHIO**

SCHEDULES OF REQUIRED SUPPLEMENTARY INFORMATION

SCHEDULE OF THE DISTRICT'S PROPORTIONATE SHARE OF  
THE NET OPEB LIABILITY  
SCHOOL EMPLOYEES RETIREMENT SYSTEM (SERS) OF OHIO

LAST THREE FISCAL YEARS

	<u>2019</u>	<u>2018</u>	<u>2017</u>
District's proportion of the net OPEB liability	0.35115400%	0.36747660%	0.35965096%
District's proportionate share of the net OPEB liability	\$ 9,741,961	\$ 9,862,106	\$ 10,251,383
District's covered payroll	\$ 11,827,956	\$ 11,449,329	\$ 11,084,864
District's proportionate share of the net OPEB liability as a percentage of its covered payroll	82.36%	86.14%	92.48%
Plan fiduciary net position as a percentage of the total OPEB liability	13.57%	12.46%	11.49%

Note: Information prior to 2017 was unavailable. Schedule is intended to show information for 10 years. Additional years will be displayed as they become available.

Amounts presented for each fiscal year were determined as of the District's measurement date which is the prior year-end.

SEE ACCOMPANYING NOTES TO THE REQUIRED SUPPLEMENTARY INFORMATION

**WASHINGTON LOCAL SCHOOL DISTRICT  
LUCAS COUNTY, OHIO**

SCHEDULES OF REQUIRED SUPPLEMENTARY INFORMATION

SCHEDULE OF THE DISTRICT'S PROPORTIONATE SHARE OF  
THE NET OPEB LIABILITY/ASSET  
STATE TEACHERS RETIREMENT SYSTEM (STRS) OF OHIO

LAST THREE FISCAL YEARS

	<u>2019</u>	<u>2018</u>	<u>2017</u>
District's proportion of the net OPEB liability/asset	0.34550482%	0.34870831%	0.34707398%
District's proportionate share of the net OPEB liability/(asset)	\$ (5,551,909)	\$ 13,605,312	\$ 18,561,607
District's covered payroll	\$ 39,243,271	\$ 38,709,121	\$ 36,707,993
District's proportionate share of the net OPEB liability/asset as a percentage of its covered payroll	14.15%	35.15%	50.57%
Plan fiduciary net position as a percentage of the total OPEB liability/asset	176.00%	47.10%	37.33%

Note: Information prior to 2017 was unavailable. Schedule is intended to show information for 10 years. Additional years will be displayed as they become available.

Amounts presented for each fiscal year were determined as of the District's measurement date which is the prior year-end.

SEE ACCOMPANYING NOTES TO THE REQUIRED SUPPLEMENTARY INFORMATION

**WASHINGTON LOCAL SCHOOL DISTRICT  
LUCAS COUNTY, OHIO**

SCHEDULES OF REQUIRED SUPPLEMENTARY INFORMATION

SCHEDULE OF DISTRICT OPEB CONTRIBUTIONS  
SCHOOL EMPLOYEES RETIREMENT SYSTEM (SERS) OF OHIO

LAST TEN FISCAL YEARS

	<u>2019</u>	<u>2018</u>	<u>2017</u>	<u>2016</u>
Contractually required contribution	\$ 273,295	\$ 249,919	\$ 197,190	\$ 178,453
Contributions in relation to the contractually required contribution	<u>(273,295)</u>	<u>(249,919)</u>	<u>(197,190)</u>	<u>(178,453)</u>
Contribution deficiency (excess)	<u>\$ -</u>	<u>\$ -</u>	<u>\$ -</u>	<u>\$ -</u>
District's covered payroll	\$ 11,971,015	\$ 11,827,956	\$ 11,449,329	\$ 11,084,864
Contributions as a percentage of covered payroll	2.28%	2.11%	1.72%	1.61%

SEE ACCOMPANYING NOTES TO THE REQUIRED SUPPLEMENTARY INFORMATION

<u>2015</u>	<u>2014</u>	<u>2013</u>	<u>2012</u>	<u>2011</u>	<u>2010</u>
\$ 278,044	\$ 177,617	\$ 171,787	\$ 210,930	\$ 310,768	\$ 205,916
<u>(278,044)</u>	<u>(177,617)</u>	<u>(171,787)</u>	<u>(210,930)</u>	<u>(310,768)</u>	<u>(205,916)</u>
<u>\$ -</u>	<u>\$ -</u>	<u>\$ -</u>	<u>\$ -</u>	<u>\$ -</u>	<u>\$ -</u>
\$ 10,831,639	\$ 11,025,354	\$ 10,731,908	\$ 10,635,219	\$ 10,628,918	\$ 10,457,430
2.57%	1.61%	1.60%	1.98%	2.92%	1.97%

**WASHINGTON LOCAL SCHOOL DISTRICT  
LUCAS COUNTY, OHIO**

SCHEDULES OF REQUIRED SUPPLEMENTARY INFORMATION

SCHEDULE OF DISTRICT OPEB CONTRIBUTIONS  
STATE TEACHERS RETIREMENT SYSTEM (STRS) OF OHIO

LAST TEN FISCAL YEARS

	<u>2019</u>	<u>2018</u>	<u>2017</u>	<u>2016</u>
Contractually required contribution	\$ -	\$ -	\$ -	\$ -
Contributions in relation to the contractually required contribution	<u>-</u>	<u>-</u>	<u>-</u>	<u>-</u>
Contribution deficiency (excess)	<u>\$ -</u>	<u>\$ -</u>	<u>\$ -</u>	<u>\$ -</u>
District's covered payroll	\$ 41,352,193	\$ 39,243,271	\$ 38,709,121	\$ 36,707,993
Contributions as a percentage of covered payroll	0.00%	0.00%	0.00%	0.00%

SEE ACCOMPANYING NOTES TO THE REQUIRED SUPPLEMENTARY INFORMATION

<u>2015</u>	<u>2014</u>	<u>2013</u>	<u>2012</u>	<u>2011</u>	<u>2010</u>
\$ -	\$ 350,762	\$ 350,755	\$ 349,480	\$ 351,440	\$ 346,797
-	(350,762)	(350,755)	(349,480)	(351,440)	(346,797)
<u>\$ -</u>	<u>\$ -</u>	<u>\$ -</u>	<u>\$ -</u>	<u>\$ -</u>	<u>\$ -</u>
\$ 36,437,257	\$ 35,076,254	\$ 35,075,454	\$ 34,947,954	\$ 35,144,031	\$ 34,679,654
0.00%	1.00%	1.00%	1.00%	1.00%	1.00%

**WASHINGTON LOCAL SCHOOL DISTRICT  
LUCAS COUNTY, OHIO**

NOTES TO THE REQUIRED SUPPLEMENTARY INFORMATION  
FOR THE FISCAL YEAR ENDED JUNE 30, 2019

PENSION

---

*SCHOOL EMPLOYEES RETIREMENT SYSTEM (SERS) OF OHIO*

Changes in benefit terms: There were no changes in benefit terms from the amounts reported for fiscal years 2014-2017. For fiscal year 2018, SERS changed from a fixed 3% annual increase to a Cost of Living Adjustment (COLA) based on the changes in the Consumer Price Index (CPI-W), with a cap of 2.5% and a floor of 0%. There were no changes in benefit terms from the amounts previously reported for fiscal year 2019.

Changes in assumptions: There were no changes in methods and assumptions used in the calculation of actuarial determined contributions for fiscal years 2014-2016. For fiscal year 2017, the following changes of assumptions affected the total pension liability since the prior measurement date: (a) the assumed rate of inflation was reduced from 3.25% to 3.00%, (b) payroll growth assumption was reduced from 4.00% to 3.50%, (c) assumed real wage growth was reduced from 0.75% to 0.50%, (d) Rates of withdrawal, retirement and disability were updated to reflect recent experience, (e) mortality among active members was updated to RP-2014 Blue Collar Mortality Table with fully generational projection and a five year age set-back for both males and females, (f) mortality among service retired members, and beneficiaries was updated to the following RP-2014 Blue Collar Mortality Table with fully generational projection with Scale BB, 120% of male rates, and 110% of female rates, (g) mortality among disabled members was updated to RP-2000 Disabled Mortality Table, 90% for male rates and 100% for female rates, set back five years is used for the period after disability retirement and (h) the discount rate was reduced from 7.75% to 7.50%. There were no changes in methods and assumptions used in the calculation of actuarial determined contributions for fiscal years 2018-2019.

*STATE TEACHERS RETIREMENT SYSTEM (STRS) OF OHIO*

Changes in benefit terms: There were no changes in benefit terms from the amounts reported for fiscal years 2014-2017. For fiscal year 2018, STRS decreased the Cost of Living Adjustment (COLA) to zero. There were no changes in benefit terms from amounts previously reported for fiscal year 2019.

Changes in assumptions: There were no changes in methods and assumptions used in the calculation of actuarial determined contributions for fiscal years 2014-2017. For fiscal year 2018, the following changes of assumption affected the total pension liability since the prior measurement date: (a) the long term expected rate of return was reduced from 7.75% to 7.45%, (b) the inflation assumption was lowered from 2.75% to 2.50%, (c) the payroll growth assumption was lowered to 3.00%, (d) total salary increases rate was lowered by decreasing the merit component of the individual salary increases, in addition to a decrease of 0.25% due to lower inflation (e) the healthy and disabled mortality assumptions were updated to the RP-2014 mortality tables with generational improvement scale MP-2016 and (f) rates of retirement, termination and disability were modified to better reflect anticipated future experience. There were no changes in methods and assumptions used in the calculation of actuarial determined contributions for fiscal year 2019.

(Continued)



**WASHINGTON LOCAL SCHOOL DISTRICT  
LUCAS COUNTY, OHIO**

NOTES TO THE REQUIRED SUPPLEMENTARY INFORMATION (CONTINUED)  
FOR THE FISCAL YEAR ENDED JUNE 30, 2019

OTHER POSTEMPLOYMENT BENEFITS (OPEB)

---

*SCHOOL EMPLOYEES RETIREMENT SYSTEM (SERS) OF OHIO*

Changes in benefit terms: There were no changes in benefit terms from the amounts previously reported for fiscal years 2017-2019.

Changes in assumptions: There were no changes in methods and assumptions used in the calculation of actuarial determined contributions for fiscal year 2017. For fiscal year 2018, the following changes of assumptions affected the total OPEB liability since the prior measurement date: (a) assumed rate of inflation was reduced from 3.25% to 3.00%, (b) payroll growth assumption was reduced from 4.00% to 3.50%, (c) assumed real wage growth was reduced from 0.75% to 0.50%, (d) rates of withdrawal, retirement, and disability were updated to reflect recent experience, (e) mortality among active members was updated to the following: RP-2014 Blue Collar Mortality Table with fully generational projection and a five-year age set-back for both males and females, (f) mortality among service retired members, and beneficiaries was updated to the following: RP-2014 Blue Collar Mortality Table with fully generational projection with Scale BB, 120% of male rates, and 110% of female rates, (g) mortality among disabled members was updated to the following: RP-2000 Disabled Mortality Table, 90% for male rates and 100% for female rates, set back five years is used for the period after disability retirement, (h) the municipal bond index rate increased from 2.92% to 3.56% and (i) the single equivalent interest rate, net of plan investment expense, including price inflation increased from 2.98% to 3.63%. For fiscal year 2019, the following changes of assumptions affected the total OPEB liability since the prior measurement date: (a) the discount rate increased from 3.63% to 3.70%, (b) the health care cost trend rate for Medicare were changed from a range of 5.50%-5.00% to a range of 5.375%-4.75% and Pre-Medicare were changed from a range of 7.50%-5.00% to a range of 7.25%-4.75%, (c) the municipal bond index rate increased from 3.56% to 3.62% and (i) the single equivalent interest rate, net of plan investment expense, including price inflation increased from 3.63% to 3.70%.

*STATE TEACHERS RETIREMENT SYSTEM (STRS) OF OHIO*

Changes in benefit terms: There were no changes in benefit terms from the amounts previously reported for fiscal year 2017. For fiscal year 2018, STRS reduced the subsidy multiplier for non-Medicare benefit recipients from 2.1% to 1.9% per year of service. Medicare Part B premium reimbursements were discontinued for certain survivors and beneficiaries and all remaining Medicare Part B premium reimbursements will be discontinued beginning January 2019. For fiscal year 2019, STRS increased the subsidy multiplier for non-Medicare benefit recipients from 1.9% to 1.944% per year of service effective January 1, 2019. The non-Medicare frozen subsidy base premium was increased January 1, 2019 and all remaining Medicare Part B premium reimbursements will be discontinued beginning

Changes in assumptions: There were no changes in methods and assumptions used in the calculation of actuarial determined contributions for fiscal year 2017. For fiscal year 2018, the following changes of assumption affected the total OPEB liability since the prior measurement date: (a) the discount rate was increased from 3.26% to 4.13% based on the methodology defined under GASB Statement No. 74, Financial Reporting for Postemployment Benefit Plans Other Than Pension Plans (OPEB), (b) the long term expected rate of return was reduced from 7.75% to 7.45%, (c) valuation year per capita health care costs were updated, and the salary scale was modified, (d) the percentage of future retirees electing each option was updated based on current data and the percentage of future disabled retirees and terminated vested participants electing health coverage were decreased and (e) the assumed mortality, disability, retirement, withdrawal and future health care cost trend rates were modified along with the portion of rebated prescription drug costs. For fiscal year 2019, the following changes of assumptions affected the total OPEB liability since the prior measurement date: (a) the discount rate was increased from the blended rate of 4.13% to the long-term expected rate of return of 7.45% based on the methodology defined under GASB Statement No. 74, Financial Reporting for Postemployment Benefit Plans Other Than Pension Plans (OPEB) and (b) decrease in trend rates from 6.00%-11.00 initial; 4.50% ultimate down to Medical Pre-Medicare 6.00% and Medicare 5.00% initial; 4.00% ultimate and Prescription Drug Pre-Medicare 8.00% and Medicare (5.23%) initial; 4.00% ultimate.

## **SUPPLEMENTARY INFORMATION**

**WASHINGTON LOCAL SCHOOL DISTRICT  
SCHEDULE OF EXPENDITURES OF FEDERAL AWARDS  
FOR THE FISCAL YEAR ENDED JUNE 30, 2019**

FEDERAL GRANTOR/ SUB GRANTOR/ PROGRAM TITLE	CFDA NUMBER	(C) PASS-THROUGH GRANT NUMBER	(A) CASH FEDERAL DISBURSEMENTS
<b>U.S. DEPARTMENT OF AGRICULTURE PASSED THROUGH THE OHIO DEPARTMENT OF EDUCATION</b>			
(D) <b>Child Nutrition Cluster:</b> School Breakfast Program	10.553	2019	\$ 289,358
(D) National School Lunch Program	10.555	2019	1,283,846
(E) National School Lunch Program - Food Donation	10.555	2019	144,464
<b>Total National School Lunch Program</b>			<b>1,428,310</b>
<b>Total Child Nutrition Cluster</b>			<b>1,717,668</b>
Child and Adult Care Food Program	10.558	2019	60,768
<b>Total U.S. Department of Agriculture and Child Nutrition Grant Cluster</b>			<b>1,778,436</b>
<b>U.S. DEPARTMENT OF EDUCATION PASSED THROUGH THE OHIO DEPARTMENT OF EDUCATION</b>			
Title I Grants to Local Educational Agencies	84.010	2018	310,645
Title I Grants to Local Educational Agencies	84.010	2019	1,496,269
<b>Total Title I Grants to Local Educational Agencies</b>			<b>1,806,914</b>
Career and Technical Education_Basic Grants to States	84.048	2019	101,429
<b>Special Education Cluster (IDEA):</b>			
Special Education_Grants to States	84.027	2018	278,284
Special Education_Grants to States	84.027	2019	1,347,038
Special Education_Grants to States - Catastrophic	84.027	2019	16,408
Special Education_Grants to States - Restoration	84.027	2019	34,492
<b>Total Special Education Cluster (IDEA)</b>			<b>1,676,222</b>
English Language Acquisition State Grants	84.365	2018	10,500
English Language Acquisition State Grants	84.365	2019	267
<b>Total English Language Acquisition State Grants</b>			<b>10,767</b>
Supporting Effective Instruction State Grants	84.367	2018	10,742
Supporting Effective Instruction State Grants	84.367	2019	130,315
<b>Total Improving Teacher Quality State Grants</b>			<b>141,057</b>
Student Support and Academic Enrichment Program	84.424	2018	175
Student Support and Academic Enrichment Program	84.424	2019	99,926
<b>Total Student Support and Academic Enrichment Program</b>			<b>100,101</b>
<b>Total U.S. Department of Education</b>			<b>3,836,490</b>
<b>Total Federal Financial Assistance</b>			<b>\$ 5,614,926</b>

**NOTES TO THE SCHEDULE OF EXPENDITURES OF FEDERAL AWARDS:**

- (A) This schedule includes the federal award activity of the Washington Local School District under programs of the federal government for the fiscal year ended June 30, 2019 and is prepared in accordance with the cash basis of accounting. The information on this schedule is prepared in accordance with the requirements of Title 2 U.S. Code of Federal Regulations Part 200, *Uniform Administrative Requirements, Cost Principles, and Audit Requirements for Federal Awards* (Uniform Guidance). Because the schedule presents only a selected portion of the operations of the Washington Local School District, it is not intended to and does not present the financial position, changes in net position, or cash flows of the Washington Local School District.
- (B) CFR Section 200.414 of the Uniform Guidance allows a non-federal entity that has never received a negotiated indirect cost rate to charge a de minimis rate of 10% of modified total direct costs to indirect costs. The District has elected not to use the 10% de minimis indirect cost rate.
- (C) OAKS did not assign pass-through numbers for fiscal year 2019.
- (D) Commingled with state and local revenue from sales of breakfasts and lunches; assumed expenditures were made on a first-in, first-out basis.
- (E) The Food Donation Program is a non-cash, in kind, federal grant. Commodities are reported at the entitlement value.



**Julian & Grube, Inc.**  
*Serving Ohio Local Governments*

333 County Line Rd. West, Westerville, OH 43082 Phone: 614.846.1899 Fax: 614.846.2799

**Independent Auditor's Report on Internal Control Over Financial Reporting and on  
Compliance and Other Matters Required by *Government Auditing Standards***

Washington Local School District  
Lucas County  
3505 W. Lincolnshire Blvd.  
Toledo, Ohio 43606-1299

To the Board of Education:

We have audited, in accordance with auditing standards generally accepted in the United States and the Comptroller General of the United States' *Government Auditing Standards*, the financial statements of the governmental activities, each major fund, and the aggregate remaining fund information of the Washington Local School District, Lucas County, Ohio, as of and for the fiscal year ended June 30, 2019, and the related notes to the financial statements, which collectively comprise the Washington Local School District's basic financial statements and have issued our report thereon dated November 20, 2019.

***Internal Control Over Financial Reporting***

As part of our financial statement audit, we considered the Washington Local School District's internal control over financial reporting (internal control) to determine the audit procedures appropriate in the circumstances to the extent necessary to support our opinions on the financial statements, but not to the extent necessary to opine on the effectiveness of the Washington Local School District's internal control. Accordingly, we have not opined on it.

A *deficiency in internal control* exists when the design or operation of a control does not allow management or employees, when performing their assigned functions, to prevent, or detect and timely correct misstatements. A *material weakness* is a deficiency, or combination of internal control deficiencies resulting in a reasonable possibility that internal control will not prevent or detect and timely correct a material misstatement of the Washington Local School District's financial statements. A *significant deficiency* is a deficiency, or a combination of deficiencies, in internal control that is less severe than a material weakness, yet important enough to merit attention by those charged with governance.

Our consideration of internal control was for the limited purpose described in the first paragraph of this section and was not designed to identify all internal control deficiencies that might be material weaknesses or significant deficiencies. Given these limitations, we did not identify any deficiencies in internal control that we consider material weaknesses. However, unidentified material weaknesses may exist.

***Compliance and Other Matters***

As part of reasonably assuring whether the Washington Local School District's financial statements are free of material misstatement, we tested its compliance with certain provisions of laws, regulations, contracts, and grant agreements, noncompliance with which could directly and materially affect the determination of financial statement amounts. However, opining on compliance with those provisions was not an objective of our audit and accordingly, we do not express an opinion. The results of our tests disclosed no instances of noncompliance or other matters we must report under *Government Auditing Standards*.

***Purpose of this Report***

This report only describes the scope of our internal control and compliance testing and our testing results, and does not opine on the effectiveness of the Washington Local School District's internal control or on compliance. This report is an integral part of an audit performed under *Government Auditing Standards* in considering the Washington Local School District's internal control and compliance. Accordingly, this report is not suitable for any other purpose.



Julian & Grube, Inc.  
November 20, 2019



**Julian & Grube, Inc.**  
*Serving Ohio Local Governments*

333 County Line Rd. West, Westerville, OH 43082 Phone: 614.846.1899 Fax: 614.846.2799

**Independent Auditor's Report on Compliance with Requirements Applicable to Each  
Major Federal Program and on Internal Control Over Compliance  
Required by Uniform Guidance**

Washington Local School District  
Lucas County  
3505 W. Lincolnshire Blvd.  
Toledo, Ohio 43606-1299

To the Board of Education:

***Report on Compliance for Each Major Federal Program***

We have audited the Washington Local School District's compliance with the applicable requirements described in the U.S. Office of Management and Budget (OMB) *Compliance Supplement* that could directly and materially affect each of the Washington Local School District's major federal programs for the fiscal year ended June 30, 2019. The *Summary of Auditor's Results* in the accompanying schedule of findings identifies the Washington Local School District's major federal programs.

***Management's Responsibility***

The Washington Local School District's Management is responsible for complying with federal statutes, regulations, and the terms and conditions of its federal awards applicable to its federal programs.

***Auditor's Responsibility***

Our responsibility is to opine on the Washington Local School District's compliance for each of the Washington Local School District's major federal programs based on our audit of the applicable compliance requirements referred to above. Our compliance audit followed auditing standards generally accepted in the United States of America; the standards for financial audits included in the Comptroller General of the United States' *Government Auditing Standards*; and the audit requirements of Title 2 U.S. *Code of Federal Regulations* Part 200, *Uniform Administrative Requirements, Cost Principles, and Audit Requirements for Federal Awards* (Uniform Guidance). These standards and the Uniform Guidance require us to plan and perform the audit to reasonably assure whether noncompliance with the applicable compliance requirements referred to above that could directly and materially affect a major federal program occurred. An audit includes examining, on a test basis, evidence about the Washington Local School District's compliance with those requirements and performing such other procedures as we considered necessary in the circumstances.

We believe our audit provides a reasonable basis for our compliance opinion on each of the Washington Local School District's major programs. However, our audit does not provide a legal determination of the Washington Local School District's compliance.

***Opinion on Each Major Federal Program***

In our opinion, the Washington Local School District complied, in all material respects with the compliance requirements referred to above that could directly and materially affect each of its major federal programs for the fiscal year ended June 30, 2019.

***Report on Internal Control Over Compliance***

The Washington Local School District's management is responsible for establishing and maintaining effective internal control over compliance with the applicable compliance requirements referred to above. In planning and performing our compliance audit, we considered the Washington Local School District's internal control over compliance with the applicable requirements that could directly and materially affect a major federal program, to determine our auditing procedures appropriate for opining on each major federal program's compliance and to test and report on internal control over compliance in accordance with the Uniform Guidance, but not to the extent needed to opine on the effectiveness of internal control over compliance. Accordingly, we have not opined on the effectiveness of the Washington Local School District's internal control over compliance.

A *deficiency in internal control over compliance* exists when the design or operation of a control over compliance does not allow management or employees, when performing their assigned functions, to prevent, or to timely detect and correct, noncompliance with a federal program's applicable compliance requirement. A *material weakness in internal control over compliance* is a deficiency, or combination of deficiencies, in internal control over compliance, such that there is a reasonable possibility that material noncompliance with a federal program compliance requirement will not be prevented, or timely detected and corrected. A *significant deficiency in internal control over compliance* is a deficiency, or a combination of deficiencies, in internal control over compliance with federal program's applicable compliance requirement that is less severe than a material weakness in internal control over compliance, yet important enough to merit attention by those charged with governance.

Our consideration of internal control over compliance was for the limited purpose described in the first paragraph of this section and would not necessarily identify all deficiencies in internal control over compliance that might be material weaknesses or significant deficiencies. We did not identify any deficiencies in internal control over compliance that we consider to be material weaknesses. However, material weaknesses may exist that have not been identified.

This report only describes the scope of our internal control over compliance tests and the results of this testing based on Uniform Guidance requirements. Accordingly, this report is not suitable for any other purpose.



Julian & Grube, Inc.  
November 20, 2019

**WASHINGTON LOCAL SCHOOL DISTRICT  
LUCAS COUNTY, OHIO**

**SCHEDULE OF FINDINGS  
2 CFR § 200.515  
JUNE 30, 2019**

<b>1. SUMMARY OF AUDITOR'S RESULTS</b>		
<i>(d)(1)(i)</i>	<i>Type of Financial Statement Opinion</i>	Unmodified
<i>(d)(1)(ii)</i>	<i>Were there any material control weaknesses reported at the financial statement level (GAGAS)?</i>	No
<i>(d)(1)(ii)</i>	<i>Were there any significant deficiencies in internal control reported at the financial statement level (GAGAS)?</i>	No
<i>(d)(1)(iii)</i>	<i>Was there any reported material noncompliance at the financial statement level (GAGAS)?</i>	No
<i>(d)(1)(iv)</i>	<i>Were there any material internal control weaknesses reported for major federal programs?</i>	No
<i>(d)(1)(iv)</i>	<i>Were there any significant deficiencies in internal control reported for major federal programs?</i>	No
<i>(d)(1)(v)</i>	<i>Type of Major Program's Compliance Opinion</i>	Unmodified
<i>(d)(1)(vi)</i>	<i>Are there any reportable findings under 2 CFR §200.516(a)?</i>	No
<i>(d)(1)(vii)</i>	<i>Major Programs (listed):</i>	Title I Grants to Local Educational Agencies; CFDA #84.010 and Special Education Cluster (IDEA)
<i>(d)(1)(viii)</i>	<i>Dollar Threshold: Type A/B Programs</i>	Type A: > \$750,000 Type B: all others
<i>(d)(1)(ix)</i>	<i>Low Risk Auditee under 2 CFR § 200.520?</i>	No

<b>2. FINDING RELATED TO THE BASIC FINANCIAL STATEMENTS REQUIRED TO BE REPORTED IN ACCORDANCE WITH GAGAS</b>
--

None

<b>3. FINDINGS AND QUESTIONED COSTS FOR FEDERAL AWARDS</b>
--

None



# OHIO AUDITOR OF STATE KEITH FABER



**WASHINGTON LOCAL SCHOOL DISTRICT**

**LUCAS COUNTY**

## **CLERK'S CERTIFICATION**

**This is a true and correct copy of the report which is required to be filed in the Office of the Auditor of State pursuant to Section 117.26, Revised Code, and which is filed in Columbus, Ohio.**

*Susan Babbitt*

**CLERK OF THE BUREAU**

**CERTIFIED  
FEBRUARY 18, 2020**