



Rea & associates *a brighter way*

BUCKEYE JOINT VOCATIONAL
SCHOOL DISTRICT
TUSCARAWAS COUNTY, OHIO

SINGLE AUDIT

FOR THE FISCAL YEAR ENDED
JUNE 30, 2020

OHIO AUDITOR OF STATE
KEITH FABER



88 East Broad Street
Columbus, Ohio 43215
IPAReport@ohioauditor.gov
(800) 282-0370

Board of Education
Buckeye Joint Vocational School District
545 University Drive NE
New Philadelphia, Ohio 44663

We have reviewed the *Independent Auditor's Report* of the Buckeye Joint Vocational School District, Tuscarawas County, prepared by Rea & Associates, Inc., for the audit period July 1, 2019 through June 30, 2020. Based upon this review, we have accepted these reports in lieu of the audit required by Section 117.11, Revised Code. The Auditor of State did not audit the accompanying financial statements and, accordingly, we are unable to express, and do not express an opinion on them.

Our review was made in reference to the applicable sections of legislative criteria, as reflected by the Ohio Constitution, and the Revised Code, policies, procedures and guidelines of the Auditor of State, regulations and grant requirements. The Buckeye Joint Vocational School District is responsible for compliance with these laws and regulations.

A handwritten signature in cursive script that reads 'Keith Faber'.

Keith Faber
Auditor of State
Columbus, Ohio

January 5, 2021

This page intentionally left blank.

Buckeye Joint Vocational School District
Tuscarawas County, Ohio
Table of Contents
June 30, 2020

	<i>Page</i>
Independent Auditor’s Report.....	1
Management’s Discussion and Analysis.....	5
Basic Financial Statements:	
Government-Wide Financial Statements:	
Statement of Net Position	19
Statement of Activities.....	20
Fund Financial Statements:	
Balance Sheet – Governmental Funds	21
Reconciliation of Total Governmental Fund Balances to Net Position of Governmental Activities	22
Statement of Revenues, Expenditures and Changes in Fund Balances – Governmental Funds	23
Reconciliation of the Statement of Revenues, Expenditures and Changes in Fund Balances of Governmental Funds to the Statement of Activities	24
Statement of Revenues, Expenditures and Changes in Fund Balance – Budget and Actual (Non-GAAP Budgetary Basis) – General Fund.....	25
Statement of Net Position – Proprietary Fund	26
Statement of Revenues, Expenses and Changes in Net Position – Proprietary Fund	27
Statement of Cash Flows – Proprietary Fund	28
Notes to the Basic Financial Statements	29
Required Supplementary Information:	
Schedule of the District’s Proportionate Share of the Net Pension Liability:	
School Employees Retirement System (SERS) of Ohio.....	72
State Teachers Retirement System (STRS) of Ohio	74
Schedule of District Pension Contributions:	
School Employees Retirement System (SERS) of Ohio.....	76
State Teachers Retirement System (STRS) of Ohio	78

Buckeye Joint Vocational School District
Tuscarawas County, Ohio
Table of Contents (Continued)
June 30, 2020

	<i>Page</i>
Schedule of the District's Proportionate Share of the Net OPEB Liability/Asset:	
School Employees Retirement System (SERS) of Ohio.....	80
State Teachers Retirement System (STRS) of Ohio	81
Schedule of District OPEB Contributions:	
School Employees Retirement System (SERS) of Ohio.....	82
State Teachers Retirement System (STRS) of Ohio	84
Notes to the Required Supplementary Information	86
Independent Auditor's Report on Internal Control over Financial Reporting and on Compliance and Other Matters Based on an Audit of Financial Statements Performed in Accordance with Government Auditing Standards.....	88
Independent Auditor's Report on Compliance for Each Major Federal Program and Report on Internal Control Over Compliance Required by the Uniform Guidance	90
Schedule of Expenditures of Federal Awards.....	92
Notes to the Schedule of Expenditures of Federal Awards.....	93
Schedule of Findings and Questioned Costs.....	94

December 2, 2020

To the Board of Education
Buckeye Joint Vocational School District
Tuscarawas County, Ohio
545 University Drive, NE
New Philadelphia, OH 44663

Independent Auditor's Report

Report on the Financial Statements

We have audited the accompanying financial statements of the governmental activities, each major fund, and the aggregate remaining fund information of the Buckeye Joint Vocational School District, Tuscarawas County, Ohio, (the District) as of and for the year ended June 30, 2020, and the related notes to the financial statements, which collectively comprise the District's basic financial statements as listed in the table of contents.

Management's Responsibility for the Financial Statements

Management is responsible for the preparation and fair presentation of these financial statements in accordance with accounting principles generally accepted in the United States of America; this includes the design, implementation, and maintenance of internal control relevant to the preparation and fair presentation of financial statements that are free from material misstatement, whether due to fraud or error.

Auditor's Responsibility

Our responsibility is to express opinions on these financial statements based on our audit. We conducted our audit in accordance with auditing standards generally accepted in the United States of America and the standards applicable to financial audits contained in *Government Auditing Standards*, issued by the Comptroller General of the United States. Those standards require that we plan and perform the audit to obtain reasonable assurance about whether the financial statements are free from material misstatement.

An audit involves performing procedures to obtain audit evidence about the amounts and disclosures in the financial statements. The procedures selected depend on the auditor's judgment, including the assessment of the risks of material misstatement of the financial statements, whether due to fraud or error. In making those risk assessments, the auditor considers internal control relevant to the entity's preparation and fair presentation of the financial statements in order to design audit procedures that are appropriate in the circumstances, but not for the purpose of expressing an opinion on the effectiveness of the entity's internal control. Accordingly, we express no such opinion. An audit also includes evaluating the appropriateness of accounting policies used and the reasonableness of significant accounting estimates made by management, as well as evaluating the overall presentation of the financial statements.

We believe that the audit evidence we have obtained is sufficient and appropriate to provide a basis for our audit opinions.

Opinions

In our opinion, the financial statements referred to above present fairly, in all material respects, the respective financial position of the governmental activities, each major fund, and the aggregate remaining fund information of the Buckeye Joint Vocational School District, Tuscarawas County, Ohio, as of June 30, 2020, and the respective changes in financial position and, where applicable, cash flows thereof and the respective budgetary comparisons for the general fund for the year then ended in accordance with accounting principles generally accepted in the United States of America.

Emphasis of a Matter

As described in Note 3, the District restated the net position and fund balance to account for the implementation of GASB Statement No. 84, *Fiduciary Activities*. Our opinion is not modified with respect to this matter.

As described in Note 21, the financial impact of COVID-19 and the ensuing emergency measures will continue to impact subsequent periods of the District. Our opinion is not modified with respect to this matter.

Other Matters

Required Supplementary Information

Accounting principles generally accepted in the United States of America require that the *Management's Discussion and Analysis, Schedule of the District's Proportionate Share of the Net Pension Liability, Schedule of District Pension Contributions, Schedule of the District's Proportionate Share of the Net OPEB Liability/Asset and Schedule of District OPEB Contributions* as listed in the table of contents, be presented to supplement the basic financial statements. Such information, although not a part of the basic financial statements, is required by the Governmental Accounting Standards Board who considers it to be an essential part of financial reporting for placing the basic financial statements in an appropriate operational, economic, or historical context. We have applied certain limited procedures to the required supplementary information in accordance with auditing standards generally accepted in the United States of America, which consisted of inquiries of management about the methods of preparing the information and comparing the information for consistency with management's responses to our inquiries, the basic financial statements, and other knowledge we obtained during our audit of the basic financial statements. We do not express an opinion or provide any assurance on the information because the limited procedures do not provide us with sufficient evidence to express an opinion or provide any assurance.

Other Information

Our audit was conducted for the purpose of forming opinions on the financial statements that collectively comprise the District's basic financial statements. The Schedule of Expenditures of Federal Awards, as required by *Title 2 U.S. Code of Federal Regulations Part 200, Uniform Administrative Requirements, Cost Principles, and Audit Requirements for Federal Awards (Uniform Guidance)*, is presented for purposes of additional analysis and is not a required part of the basic financial statements.

The Schedule of Expenditures of Federal Awards is the responsibility of management and was derived from and relates directly to the underlying accounting and other records used to prepare the basic financial statements. Such information has been subjected to the auditing procedures applied in the audit of the basic financial statements and certain additional procedures, including comparing and reconciling such information directly to the underlying accounting and other records used to prepare the basic financial statements or to the basic financial statements themselves, and other additional procedures in accordance with auditing standards generally accepted in the United States of America. In our opinion, the Schedule of Expenditures of Federal Awards is fairly stated, in all material respects, in relation to the basic financial statements as a whole.

Other Reporting Required by *Government Auditing Standards*

In accordance with *Government Auditing Standards*, we have also issued our report dated December 2, 2020 on our consideration of the District's internal control over financial reporting and on our tests of its compliance with certain provisions of laws, regulations, contracts, and grant agreements and other matters. The purpose of that report is solely to describe the scope of our testing of internal control over financial reporting and compliance and the results of that testing, and not to provide an opinion on the effectiveness of the District's internal control over financial reporting or on compliance. That report is an integral part of an audit performed in accordance with *Government Auditing Standards* in considering the District's internal control over financial reporting and compliance.

Rea & Associates, Inc.

Zanesville, Ohio

This page intentionally left blank

**BUCKEYE JOINT VOCATIONAL SCHOOL DISTRICT
TUSCARAWAS COUNTY, OHIO**

**MANAGEMENT'S DISCUSSION AND ANALYSIS
FOR THE FISCAL YEAR ENDED JUNE 30, 2020**

The management's discussion and analysis of the Buckeye Joint Vocational School District (the "District") financial performance provides an overall review of the District's financial activities for the fiscal year ended June 30, 2020. The intent of this discussion and analysis is to look at the District's financial performance as a whole; readers should also review the basic financial statements and the notes to the basic financial statements to enhance their understanding of the District's financial performance.

Financial Highlights

Key financial highlights for fiscal year 2020 are as follows:

- In total, net position of governmental activities increased \$1,627,544 which represents a 9.8% increase from 2019's restated net position.
- General revenues accounted for \$15,099,282 in revenue or 76.74% of all revenues. Program specific revenues in the form of charges for services and sales, grants and contributions accounted for \$4,576,950 or 23.26% of total revenues of \$19,676,232.
- The District had \$18,048,688 in expenses related to governmental activities; \$4,576,950 of these expenses were offset by program specific charges for services, grants or contributions. General revenues supporting governmental activities (primarily taxes and unrestricted grants and entitlements) of \$15,099,282 were adequate to provide for these programs.
- The District's major governmental fund is the general fund. The general fund had \$16,272,972 in revenues and \$15,561,672 in expenditures. During fiscal year 2020, the general fund's fund balance increased \$789,363 from a balance of \$18,828,616 to \$19,617,979.

Using these Basic Financial Statements

This annual report consists of a series of financial statements and notes to those statements. These statements are organized so the reader can understand the District as a financial whole, an entire operating entity. The statements then proceed to provide an increasingly detailed look at specific financial activities.

The *statement of net position* and *statement of activities* provide information about the activities of the whole District, presenting both an aggregate view of the District's finances and a longer-term view of those finances. Fund financial statements provide the next level of detail. For governmental funds, these statements tell how services were financed in the short-term as well as what remains for future spending. The fund financial statements also look at the District's most significant funds with all other nonmajor funds presented in total in one column. In the case of the District, the general fund is by far the most significant fund, and the only governmental fund reported as a major fund.

Reporting the District as a Whole

Statement of Net Position and the Statement of Activities

While this document contains the large number of funds used by the District to provide programs and activities, the view of the District as a whole looks at all financial transactions and asks the question, "How did we do financially during 2020?" The statement of net position and the statement of activities answer this question. These statements include *all assets, deferred outflows, liabilities, deferred inflows, revenues and expenses* using the *accrual basis of accounting* similar to the accounting used by most private-sector companies. This basis of accounting will take into account all of the current year's revenues and expenses regardless of when cash is received or paid.

**BUCKEYE JOINT VOCATIONAL SCHOOL DISTRICT
TUSCARAWAS COUNTY, OHIO**

**MANAGEMENT'S DISCUSSION AND ANALYSIS
FOR THE FISCAL YEAR ENDED JUNE 30, 2020**

These two statements report the District's *net position* and changes in that position. This change in net position is important because it tells the reader that, for the District as a whole, the *financial position* of the District has improved or diminished. The causes of this change may be the result of many factors, some financial, some not. Non-financial factors include the District's property tax base, current property tax laws in Ohio restricting revenue growth, facility conditions, required educational programs and other factors.

In the statement of net position and the statement of activities, the governmental activities include the District's programs and services, including instruction, support services, operation and maintenance of plant, pupil transportation, extracurricular activities, and food service operations.

The District's statement of net position and statement of activities can be found on pages 19-20 of this report.

Reporting the District's Most Significant Funds

Fund Financial Statements

The analysis of the District's major governmental funds begins on page 14. Fund financial reports provide detailed information about the District's major funds. The District uses many funds to account for a multitude of financial transactions. However, these fund financial statements focus on the District's most significant funds. The District's major governmental fund is the general fund.

Governmental Funds

Most of the District's activities are reported in governmental funds, which focus on how money flows into and out of those funds and the balances left at year-end available for spending in future periods. These funds are reported using an accounting method called *modified accrual* accounting which measures cash and all other *financial assets* than can readily be converted to cash. The governmental fund financial statements provide a detailed *short-term* view of the District's general government operations and the basic services it provides. Governmental fund information helps you determine whether there are more or fewer financial resources that can be spent in the near future to finance educational programs. The relationship (or differences) between governmental *activities* (reported in the statement of net position and the statement of activities) and governmental *funds* is reconciled in the basic financial statements. The basic governmental fund financial statements can be found on pages 21-25 of this report.

Proprietary Funds

The District maintains a proprietary fund. Internal service funds are an accounting device used to accumulate and allocate costs internally among the District's various functions. The District's internal service fund accounts for employee benefits self-insurance. The basic proprietary fund financial statements can be found on pages 26-28 of this report.

Notes to the Basic Financial Statements

The notes provide additional information that is essential to a full understanding of the data provided in the government-wide and fund financial statements. These notes to the basic financial statements can be found on pages 29-70 of this report.

Required Supplementary Information

In addition to the basic financial statements and accompanying notes, this report also presents certain required supplementary information concerning the District's net pension liability and net OPEB liability/asset. The required supplementary information can be found on pages 72 through 87 of this report.

**BUCKEYE JOINT VOCATIONAL SCHOOL DISTRICT
TUSCARAWAS COUNTY, OHIO**

MANAGEMENT'S DISCUSSION AND ANALYSIS
FOR THE FISCAL YEAR ENDED JUNE 30, 2020

The District as a Whole

The statement of net position provides the perspective of the District as a whole. The table below provides a summary of the District's net position at June 30, 2020 and June 30, 2019. The net position at June 30, 2019 has been restated as described in Note 3.B.

	Net Position	
	Governmental Activities <u>2020</u>	Restated Governmental Activities <u>2019</u>
<u>Assets</u>		
Current and other assets	\$ 34,134,314	\$ 34,477,603
Capital assets, net	<u>11,123,962</u>	<u>8,450,182</u>
Total assets	<u>45,258,276</u>	<u>42,927,785</u>
<u>Deferred Outflows of Resources</u>		
Pension	3,686,412	4,997,175
OPEB	<u>384,495</u>	<u>318,814</u>
Total deferred outflows of resources	<u>4,070,907</u>	<u>5,315,989</u>
<u>Liabilities</u>		
Current liabilities	1,928,305	2,068,849
Long-term liabilities:		
Due within one year	14,803	49,974
Due in more than one year:		
Net pension liability	17,500,743	17,275,846
Net OPEB liability	1,422,124	1,681,269
Other amounts	<u>872,361</u>	<u>731,319</u>
Total liabilities	<u>21,738,336</u>	<u>21,807,257</u>
<u>Deferred Inflows of Resources</u>		
Property taxes levied for next year	6,623,130	7,047,997
Pensions	908,856	1,047,628
OPEB	<u>1,776,752</u>	<u>1,686,327</u>
Total deferred inflows of resources	<u>9,308,738</u>	<u>9,781,952</u>
<u>Net Position</u>		
Net investment in capital assets	10,735,045	7,985,928
Restricted	4,033,241	5,137,113
Unrestricted	<u>3,513,823</u>	<u>3,531,524</u>
Total net position	<u>\$ 18,282,109</u>	<u>\$ 16,654,565</u>

**BUCKEYE JOINT VOCATIONAL SCHOOL DISTRICT
TUSCARAWAS COUNTY, OHIO**

**MANAGEMENT'S DISCUSSION AND ANALYSIS
FOR THE FISCAL YEAR ENDED JUNE 30, 2020**

The net pension liability is reported pursuant to Governmental Accounting Standards Board (GASB) Statement 68, "Accounting and Financial Reporting for Pensions—an Amendment of GASB Statement 27." The net other postemployment benefits (OPEB) liability/asset is reported pursuant to GASB Statement 75, "Accounting and Financial Reporting for Postemployment Benefits Other Than Pensions." For reasons discussed below, many end users of this financial statement will gain a clearer understanding of the District's actual financial condition by adding deferred inflows related to pension and OPEB, the net pension liability, and the net OPEB liability to the reported net position and subtracting deferred outflows related to pension and OPEB and the net OPEB asset.

GASB standards are national and apply to all government financial reports prepared in accordance with generally accepted accounting principles. Prior accounting for pensions (GASB 27) and postemployment benefits (GASB 45) focused on a funding approach. This approach limited pension and OPEB costs to contributions annually required by law, which may or may not be sufficient to fully fund each plan's net pension liability or net OPEB liability. GASB 68 and GASB 75 take an earnings approach to pension and OPEB accounting; however, the nature of Ohio's statewide pension/OPEB plans and state law governing those systems requires additional explanation in order to properly understand the information presented in these statements.

GASB 68 and GASB 75 require the net pension liability and the net OPEB liability to equal the District's proportionate share of each plan's collective:

1. Present value of estimated future pension/OPEB benefits attributable to active and inactive employees' past service.
2. Minus plan assets available to pay these benefits.

GASB notes that pension and OPEB obligations, whether funded or unfunded, are part of the "employment exchange" – that is, the employee is trading his or her labor in exchange for wages, benefits, and the promise of a future pension and other postemployment benefits. GASB noted that the unfunded portion of this promise is a present obligation of the government, part of a bargained-for benefit to the employee, and should accordingly be reported by the government as a liability since they received the benefit of the exchange. However, the District is not responsible for certain key factors affecting the balance of these liabilities. In Ohio, the employee shares the obligation of funding pension benefits with the employer. Both employer and employee contribution rates are capped by State statute. A change in these caps requires action of both Houses of the General Assembly and approval of the Governor. Benefit provisions are also determined by State statute. The Ohio Revised Code permits, but does not require, the retirement systems to provide healthcare to eligible benefit recipients. The retirement systems may allocate a portion of the employer contributions to provide for these OPEB benefits.

The employee enters the employment exchange with the knowledge that the employer's promise is limited not by contract but by law. The employer enters the exchange also knowing that there is a specific, legal limit to its contribution to the retirement system. In Ohio, there is no legal means to enforce the unfunded liability of the pension/OPEB plan *as against the public employer*. State law operates to mitigate/lessen the moral obligation of the public employer to the employee, because all parties enter the employment exchange with notice as to the law. The retirement system is responsible for the administration of the pension and OPEB plans.

Most long-term liabilities have set repayment schedules or, in the case of compensated absences (i.e. sick and vacation leave), are satisfied through paid time-off or termination payments. There is no repayment schedule for the net pension liability or the net OPEB liability. As explained above, changes in benefits, contribution rates, and return on investments affect the balance of these liabilities but are outside the control of the local government. In the event that contributions, investment returns, and other changes are insufficient to keep up with required payments, State statute does not assign/identify the responsible party for the unfunded portion. Due to the unique nature of how the net pension liability and the net OPEB liability are satisfied, these liabilities are separately identified within the long-term liability section of the statement of net position.

**BUCKEYE JOINT VOCATIONAL SCHOOL DISTRICT
TUSCARAWAS COUNTY, OHIO**

**MANAGEMENT'S DISCUSSION AND ANALYSIS
FOR THE FISCAL YEAR ENDED JUNE 30, 2020**

In accordance with GASB 68 and GASB 75, the District's statements prepared on an accrual basis of accounting include an annual pension expense and an annual OPEB expense for their proportionate share of each plan's *change* in net pension liability and net OPEB liability, respectively, not accounted for as deferred inflows/outflows.

Over time, net position can serve as a useful indicator of a government's financial position. At June 30, 2020, the District's assets and deferred outflows exceeded liabilities and deferred inflows by \$18,282,109.

Deferred outflows related to pension decreased primarily due to changed in assumptions by the State Teachers Retirement System (STRS). See note 13 for more detail.

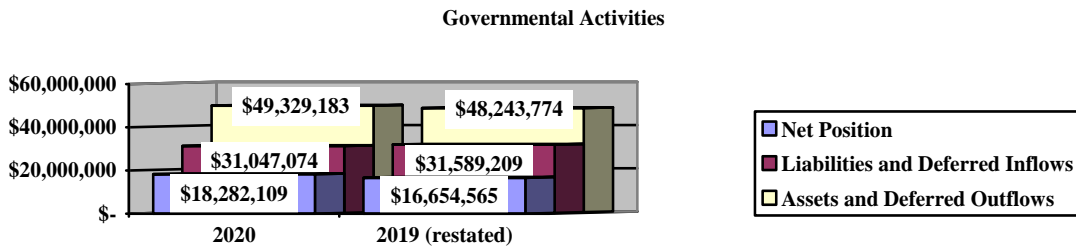
Total assets include a net OPEB asset reported by STRS. See note 14 for more detail.

At year-end, capital assets represented 24.57% of total assets. Capital assets include land, construction in progress, land improvements, buildings and improvements, furniture and equipment and vehicles. The increase in capital assets is due to an increase in construction in progress. The District's net investment in capital assets at June 30, 2020, was \$10,735,045. These capital assets are used to provide services to the students and are not available for future spending.

Long-term liabilities fluctuate primarily due to a change in the net pension liability and net OPEB liability. These liabilities are outside of the control of the District. The District contributes its statutorily required contributions to the pension systems; however, it's the pension systems that collect, hold and distribute pensions and OPEB to District employees, not the District.

A portion of the District's net position, \$4,033,241, represents resources that are subject to external restriction on how they may be used. The remaining balance of unrestricted net position is \$3,513,823.

The table below illustrates the District's assets, deferred outflows of resources, liabilities, deferred inflows of resources and net position at June 30, 2020 and June 30, 2019. The net position at June 30, 2019 has been restated as described in Note 3.B.



**BUCKEYE JOINT VOCATIONAL SCHOOL DISTRICT
TUSCARAWAS COUNTY, OHIO**

**MANAGEMENT'S DISCUSSION AND ANALYSIS
FOR THE FISCAL YEAR ENDED JUNE 30, 2020**

The table below shows the change in net position for fiscal years 2020 and 2019. Due to practicality, 2019 revenues and expenses in the table below have not been adjusted to reflect the implementation of GASB No. 84 (see Note 3). Rather, the cumulative impact of applying GASB No. 84 is reflected in the beginning net position for 2019.

	Change in Net Position	
	Governmental Activities <u>2020</u>	Governmental Activities <u>2019</u>
<u>Revenues</u>		
Program revenues:		
Charges for services and sales	\$ 1,917,003	\$ 2,222,676
Operating grants and contributions	2,659,947	2,306,537
Capital grants and contributions	-	32,473
General revenues:		
Property taxes	7,856,477	7,393,727
Grants and entitlements	6,481,590	6,548,589
Investment earnings	693,062	536,744
Other	<u>68,153</u>	<u>94,337</u>
 Total revenues	 <u>19,676,232</u>	 <u>19,135,083</u>

(Continued)

THIS SPACE INTENTIONALLY LEFT BLANK

**BUCKEYE JOINT VOCATIONAL SCHOOL DISTRICT
TUSCARAWAS COUNTY, OHIO**

MANAGEMENT'S DISCUSSION AND ANALYSIS
FOR THE FISCAL YEAR ENDED JUNE 30, 2020

<u>Expenses</u>	Change in Net Position - (Continued)	
	Governmental Activities	Governmental Activities
	<u>2020</u>	<u>2019</u>
Program expenses:		
Instruction:		
Regular	\$ 1,997,513	\$ 1,721,563
Special	1,083,665	804,138
Vocational	7,270,123	6,525,280
Adult/continuing	1,279,849	1,105,219
Other	33,674	30,001
Support services:		
Pupil	1,118,046	901,078
Instructional staff	309,788	252,793
Board of education	21,141	17,183
Administration	1,730,452	1,521,592
Fiscal	583,027	533,385
Business	102,993	83,998
Operations and maintenance	1,792,867	1,627,147
Pupil transportation	84,978	454
Central	80,633	106,330
Other non-instructional services	119,202	159
Food service operations	379,460	393,733
Extracurricular activities	57,635	1,093
Interest and fiscal charges	3,642	1,185
Total expenses	<u>18,048,688</u>	<u>15,626,331</u>
Change in net position	1,627,544	3,508,752
Net position at beginning of year (restated)	<u>16,654,565</u>	<u>N/A</u>
Net position at end of year	<u>\$ 18,282,109</u>	<u>\$ 16,654,565</u>

Governmental Activities

Net position of the District's governmental activities increased \$1,627,544. Total governmental expenses of \$18,048,688 were offset by program revenues of \$4,576,950 and general revenues of \$15,099,282. Program revenues supported 25.36% of the total governmental expenses.

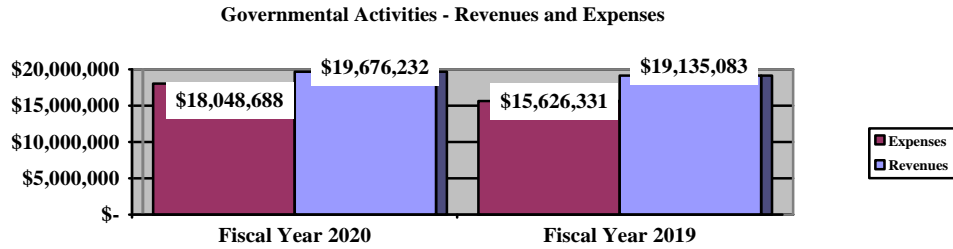
Overall, expenses of the governmental activities increased \$2,422,357 or 15.50%. This increase is primarily the result of an increase in pension and OPEB expenses compared to the previous fiscal year. Pension expense in fiscal year 2020 was \$2,742,172 compared to \$1,868,702 in fiscal year 2019 and OPEB expense was (\$269,062) in fiscal year 2020 compared to (\$2,055,362) in fiscal year 2019. This increase is primarily the result of the benefit changes by the retirement systems. Fluctuations in the pension and OPEB expense makes it difficult to compare financial information between years. Pension and OPEB expense are components of program expenses reported on the statement of activities. The District's total expenses for fiscal year 2020 are comparable to total fiscal year 2019 expenses.

The primary sources of revenue for governmental activities are derived from property taxes, and unrestricted grants and entitlements. These revenue sources represent 72.87% of total governmental revenue.

**BUCKEYE JOINT VOCATIONAL SCHOOL DISTRICT
TUSCARAWAS COUNTY, OHIO**

**MANAGEMENT'S DISCUSSION AND ANALYSIS
FOR THE FISCAL YEAR ENDED JUNE 30, 2020**

The graph below presents the District's governmental activities revenue and expenses for fiscal year 2020 and 2019.



The statement of activities shows the cost of program services and the charges for services and grants offsetting those services. The table on the next page shows, for governmental activities, the total cost of services and the net cost of services for fiscal years 2020 and 2019. That is, it identifies the cost of these services supported by tax revenue, unrestricted State grants and entitlements, and other general revenues.

THIS SPACE INTENTIONALLY LEFT BLANK

**BUCKEYE JOINT VOCATIONAL SCHOOL DISTRICT
TUSCARAWAS COUNTY, OHIO**

**MANAGEMENT'S DISCUSSION AND ANALYSIS
FOR THE FISCAL YEAR ENDED JUNE 30, 2020**

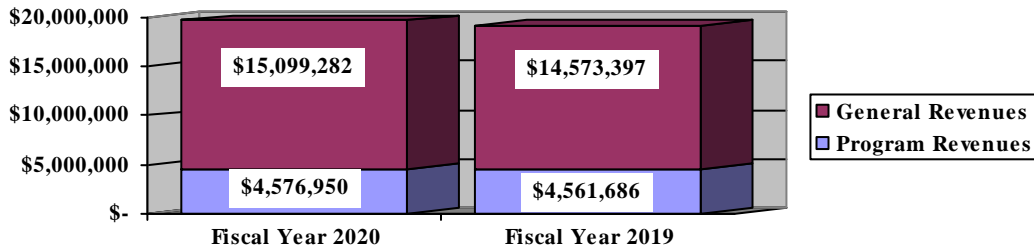
Governmental Activities

	Total Cost of Services <u>2020</u>	Net Cost of Services <u>2020</u>	Total Cost of Services <u>2019</u>	Net Cost of Services <u>2019</u>
Program expenses				
Instruction:				
Regular	\$ 1,997,513	\$ 1,991,358	\$ 1,721,563	\$ 1,717,514
Special	1,083,665	1,083,665	804,138	804,138
Vocational	7,270,123	5,221,234	6,525,280	4,377,184
Adult/continuing	1,279,849	122,886	1,105,219	(146,037)
Other	33,674	33,674	30,001	30,001
Support services:				
Pupil	1,118,046	660,972	901,078	574,837
Instructional staff	309,788	257,382	252,793	249,487
Board of education	21,141	21,141	17,183	17,183
Administration	1,730,452	1,412,210	1,521,592	1,151,607
Fiscal	583,027	583,027	533,385	533,385
Business	102,993	102,993	83,998	83,998
Operations and maintenance	1,792,867	1,792,867	1,627,147	1,627,147
Pupil transportation	84,978	84,978	454	454
Central	80,633	80,633	106,330	106,330
Other non-instructional services	119,202	(664)	159	159
Food service operations	379,460	34,936	393,733	(65,020)
Extracurricular activities	57,635	(15,196)	1,093	1,093
Interest and fiscal charges	<u>3,642</u>	<u>3,642</u>	<u>1,185</u>	<u>1,185</u>
Total expenses	<u>\$ 18,048,688</u>	<u>\$ 13,471,738</u>	<u>\$ 15,626,331</u>	<u>\$ 11,064,645</u>

The dependence upon tax and other general revenues for governmental activities is apparent, as 72.46% of instruction activities are supported through taxes and other general revenues. For all governmental activities, general revenue support is 74.64%. The District's taxpayers and State funding are the primary support for District's students.

The graph below presents the District's governmental activities revenue for fiscal year 2020 and 2019.

Governmental Activities - General and Program Revenues



**BUCKEYE JOINT VOCATIONAL SCHOOL DISTRICT
TUSCARAWAS COUNTY, OHIO**

**MANAGEMENT'S DISCUSSION AND ANALYSIS
FOR THE FISCAL YEAR ENDED JUNE 30, 2020**

The District's Funds

The District's governmental funds reported a combined fund balance of \$23,393,693 which is less than last year's restated total of \$23,845,649. The schedule below indicates the fund balance and the total change in fund balance as of June 30, 2020 and 2019. The fund balance at June 30, 2020 has been restated as described in Note 3.B.

	Fund Balance <u>June 30, 2020</u>	Restated Fund Balance <u>June 30, 2019</u>	<u>Change</u>	Percentage <u>Change</u>
General	\$ 19,617,979	\$ 18,828,616	\$ 789,363	4.19 %
Other Governmental	<u>3,775,714</u>	<u>5,017,033</u>	<u>(1,241,319)</u>	(24.74) %
Total	<u>\$ 23,393,693</u>	<u>\$ 23,845,649</u>	<u>\$ (451,956)</u>	(1.90) %

General Fund

The District's general fund balance increased \$789,363 in fiscal year 2020.

The table that follows assists in illustrating the financial activities and change in fund balance of the general fund.

	2020 <u>Amount</u>	2019 <u>Amount</u>	<u>Change</u>	Percentage <u>Change</u>
<u>Revenues</u>				
Taxes	\$ 7,290,369	\$ 6,868,077	\$ 422,292	6.15 %
Tuition	350,991	262,858	88,133	33.53 %
Earnings on investments	673,920	522,219	151,701	29.05 %
Contract services	160,660	504,233	(343,573)	(68.14) %
Classroom materials and fees	61,558	66,997	(5,439)	(8.12) %
Intergovernmental	7,659,514	7,748,364	(88,850)	(1.15) %
Other revenues	<u>75,960</u>	<u>99,421</u>	<u>(23,461)</u>	(23.60) %
Total	<u>\$ 16,272,972</u>	<u>\$ 16,072,169</u>	<u>\$ 200,803</u>	1.25 %
<u>Expenditures</u>				
Instruction	\$ 9,702,668	\$ 9,957,992	\$ (255,324)	(2.56) %
Support services	4,790,935	4,797,654	(6,719)	(0.14) %
Extracurricular activities	1,420	1,300	120	9.23 %
Facilities acquisition and construction	1,042,719	746,160	296,559	39.74 %
Debt service	<u>23,930</u>	<u>30,688</u>	<u>(6,758)</u>	(22.02) %
Total	<u>\$ 15,561,672</u>	<u>\$ 15,533,794</u>	<u>\$ 27,878</u>	0.18 %

Total revenues of the general fund increased \$200,803 or 1.25%. The increase in earnings on investments was primarily due to better performance by the District's investments. The decrease in contract services is due to a decrease in device repairs.

Total expenditures of the general fund increased \$27,878 or .18%. The increase in expenditures was primarily due to continued construction expenditures for the building project. All other revenues and district expenditures remained relatively consistent with the prior year.

**BUCKEYE JOINT VOCATIONAL SCHOOL DISTRICT
TUSCARAWAS COUNTY, OHIO**

MANAGEMENT'S DISCUSSION AND ANALYSIS
FOR THE FISCAL YEAR ENDED JUNE 30, 2020

General Fund Budgeting Highlights

The District's budget is prepared according to Ohio law and is based on accounting for certain transactions on a basis of cash receipts, disbursements and encumbrances. The most significant budgeted fund is the general fund.

For the general fund, original budgeted revenues and other financing sources were \$15,268,889 which was \$196,911 less than the final budgeted revenues and other financing sources of \$15,465,800. Actual revenues and other financing sources for fiscal year 2020 were \$15,575,642. This represents a \$109,842 increase over final budgeted revenues.

General fund original appropriations (appropriated expenditures) were \$17,189,968 which was \$499,999 less than the final budgeted appropriations of \$17,689,967. The actual budget basis expenditures for fiscal year 2020 totaled \$16,280,450, which was \$1,409,517 less than the final budget appropriations, due to controls on spending.

Capital Assets and Debt Administration

Capital Assets

At the end of fiscal year 2020, the District had \$11,123,962 invested in land, construction in progress, land improvements, buildings and improvements, furniture and equipment and vehicles. This entire amount is reported in governmental activities. The following table shows fiscal year 2020 balances compared to 2019:

**Capital Assets at June 30, 2020
(Net of Depreciation)**

	Governmental Activities	
	2020	2019
Land	\$ 764,540	\$ 764,540
Construction in progress	3,720,514	835,875
Land improvements	935,997	996,374
Building and improvements	4,006,636	4,165,401
Furniture and equipment	1,696,275	1,685,228
Vehicles	-	2,764
Total	\$ 11,123,962	\$ 8,450,182

The overall increase in capital assets of \$2,673,780 is due to an addition of \$2,884,639 in construction expenditures. Depreciation expense for fiscal year 2020 amounted to \$581,878.

See Note 8 to the basic financial statements for additional information on the District's capital assets.

Debt Administration

At June 30, 2020, the District had \$65,384 in capital lease obligations outstanding. Of this total, \$14,803 is due within one year. Principal payments amounted to \$20,288.

**BUCKEYE JOINT VOCATIONAL SCHOOL DISTRICT
TUSCARAWAS COUNTY, OHIO**

MANAGEMENT'S DISCUSSION AND ANALYSIS
FOR THE FISCAL YEAR ENDED JUNE 30, 2020

The following table summarizes the outstanding debt at year end.

Outstanding Debt, at Year End

	Governmental Activities <u>2020</u>	Governmental Activities <u>2019</u>
Capital lease obligations	\$ 65,384	\$ 7,609
Total	<u>\$ 65,384</u>	<u>\$ 7,609</u>

See Note 10 to the basic financial statements for additional information on the District's long-term obligations.

Current Financial Related Activities

The Board of Education and administration closely monitor its revenues and expenditures in accordance with its financial forecast.

The financial future of the District is not without its challenges. These challenges are internal and external in nature. The internal challenges will continue to exist as the District must rely heavily on local property taxes to fund its operations. External challenges continue to evolve as the State of Ohio determines the outcome of the Ohio Supreme Court case dealing with the unconstitutionality of the State's educational funding system.

Although the District relies heavily on its property taxpayers to support its operations, the community support for the District is quite strong. Both of our levies have been renewed by an overwhelming margin. The District expects to have a positive general fund balance through 2024. We have tried to communicate to the public the service that our District provides to the community. We have a very strong adult education program that services many of our community members. The District has a strong public relations campaign that explains to the public what we are trying to do.

Externally, the State of Ohio was found by the Ohio Supreme Court in March 1997 to be operating an unconstitutional educational funding system, one that was neither "adequate" nor "equitable". Since 1997, the State has directed its additional financial support toward Career District's with little property tax wealth. In May of 2001, the Ohio Supreme Court again, ruled that, while the State had made some progress, the current funding system for schools is far too dependent on property taxes, which are inherently not "equitable" nor "adequate". The court directed the Governor and the legislature to address the fundamental issue creating the inequities. In December 2002, the Ohio Supreme Court issued its latest opinion that Ohio's current school funding system is unconstitutional. However, the Supreme Court also relinquished jurisdiction over the case and directed the "...Ohio General Assembly to enact a school funding scheme that is thorough and efficient..."

The District does not anticipate an increase in the State revenue under the State budget that was enacted in July 2019. The District renewed a five-year emergency levy in November 2018, with tax collections through December 31, 2024.

As a result of the challenges mentioned above, it is imperative that the District's management continue to carefully and prudently plan to provide the resources required to meet student needs over the next several years.

Due to the COVID-19 pandemic, the financial impact on the District has been minimal at this point as state funding has not been impacted. Additional federal grants have been received to cover additional costs associated with the pandemic.

**BUCKEYE JOINT VOCATIONAL SCHOOL DISTRICT
TUSCARAWAS COUNTY, OHIO**

**MANAGEMENT'S DISCUSSION AND ANALYSIS
FOR THE FISCAL YEAR ENDED JUNE 30, 2020**

Contacting the District's Financial Management

This financial report is designed to provide our citizens, taxpayers, and investors and creditors with a general overview of the District's finances and to show that the District is accountable for the money it receives. If you have questions about this report or need additional financial information contact Lori Statler, Treasurer, Buckeye Joint Vocational School, 545 University Drive NE, New Philadelphia, OH 44663, or email at lstatler@buckeyecareercenter.org.

THIS PAGE IS INTENTIONALLY LEFT BLANK

**BUCKEYE JOINT VOCATIONAL SCHOOL DISTRICT
TUSCARAWAS COUNTY, OHIO**

STATEMENT OF NET POSITION
JUNE 30, 2020

	Governmental Activities
Assets:	
Equity in pooled cash and investments	\$ 23,826,083
Cash with fiscal agent	1,038,280
Receivables:	
Property taxes	7,795,401
Accounts	104,863
Accrued interest	48,561
Intergovernmental	56,102
Prepayments	41,682
Materials and supplies inventory	90,932
Inventory held for resale	9,784
Net OPEB asset	1,044,534
Assets held for resale	78,092
Capital assets:	
Nondepreciable capital assets	4,485,054
Depreciable capital assets, net	6,638,908
Capital assets, net	11,123,962
Total assets	45,258,276
Deferred outflows of resources:	
Pension	3,686,412
OPEB	384,495
Total deferred outflows of resources	4,070,907
Liabilities:	
Accounts payable	45,013
Contracts payable	163,913
Retainage payable	159,620
Accrued wages and benefits payable	1,087,668
Intergovernmental payable	19,967
Pension and postemployment benefits payable	146,434
Claims payable	167,276
Accrued vacation payable	138,414
Long-term liabilities:	
Due within one year	14,803
Due in more than one year:	
Net pension liability	17,500,743
Net OPEB liability	1,422,124
Other amounts due in more than one year	872,361
Total liabilities	21,738,336
Deferred inflows of resources:	
Property taxes levied for the next fiscal year	6,623,130
Pension	908,856
OPEB	1,776,752
Total deferred inflows of resources	9,308,738
Net position:	
Net investment in capital assets	10,735,045
Restricted for:	
Capital projects	2,320,308
State funded programs	100,018
Federally funded programs	28,277
Adult education	1,331,777
Food service	153,840
Other purposes	99,021
Unrestricted	3,513,823
Total net position	\$ 18,282,109

SEE ACCOMPANYING NOTES TO THE BASIC FINANCIAL STATEMENTS

**BUCKEYE JOINT VOCATIONAL SCHOOL DISTRICT
TUSCARAWAS COUNTY, OHIO**

STATEMENT OF ACTIVITIES
FOR THE FISCAL YEAR ENDED JUNE 30, 2020

	Expenses	Program Revenues		Net (Expense)
		Charges for Services and Sales	Operating Grants and Contributions	Revenue and Changes in Net Position Governmental Activities
Governmental activities:				
Instruction:				
Regular	\$ 1,997,513	\$ 6,155	\$ -	\$ (1,991,358)
Special	1,083,665	-	-	(1,083,665)
Vocational	7,270,123	574,861	1,474,028	(5,221,234)
Adult/continuing.	1,279,849	857,832	299,131	(122,886)
Other	33,674	-	-	(33,674)
Support services:				
Pupil.	1,118,046	-	457,074	(660,972)
Instructional staff	309,788	-	52,406	(257,382)
Board of education	21,141	-	-	(21,141)
Administration.	1,730,452	219,790	98,452	(1,412,210)
Fiscal.	583,027	-	-	(583,027)
Business.	102,993	-	-	(102,993)
Operations and maintenance	1,792,867	-	-	(1,792,867)
Pupil transportation.	84,978	-	-	(84,978)
Central	80,633	-	-	(80,633)
Operation of non-instructional services:				
Other non-instructional services	119,202	-	119,866	664
Food service operations	379,460	185,534	158,990	(34,936)
Extracurricular activities.	57,635	72,831	-	15,196
Interest and fiscal charges	3,642	-	-	(3,642)
Total governmental activities	\$ 18,048,688	\$ 1,917,003	\$ 2,659,947	(13,471,738)
General revenues:				
Property taxes levied for:				
General purposes				7,307,309
Capital outlay.				549,168
Grants and entitlements not restricted to specific programs				6,481,590
Investment earnings				693,062
Miscellaneous				68,153
Total general revenues				15,099,282
Change in net position				1,627,544
Net position at beginning of year (restated)				16,654,565
Net position at end of year.				\$ 18,282,109

SEE ACCOMPANYING NOTES TO THE BASIC FINANCIAL STATEMENTS

**BUCKEYE JOINT VOCATIONAL SCHOOL DISTRICT
TUSCARAWAS COUNTY, OHIO**

BALANCE SHEET
GOVERNMENTAL FUNDS
JUNE 30, 2020

	<u>General</u>	<u>Nonmajor Governmental Funds</u>	<u>Total Governmental Funds</u>
Assets:			
Equity in pooled cash and investments	\$ 19,894,623	\$ 3,931,460	\$ 23,826,083
Receivables:			
Property taxes	7,247,839	547,562	7,795,401
Accounts	-	104,863	104,863
Accrued interest	48,540	21	48,561
Intergovernmental	-	56,102	56,102
Prepayments	39,604	2,078	41,682
Materials and supplies inventory	89,826	1,106	90,932
Inventory held for resale	-	9,784	9,784
Loans to other funds	10,000	-	10,000
Assets held for resale	78,092	-	78,092
Total assets	<u>\$ 27,408,524</u>	<u>\$ 4,652,976</u>	<u>\$ 32,061,500</u>
Liabilities:			
Accounts payable	\$ 37,001	\$ 8,012	\$ 45,013
Contracts payable	65,018	98,895	163,913
Retainage payable	106,312	53,308	159,620
Accrued wages and benefits payable	1,012,631	75,037	1,087,668
Intergovernmental payable	19,174	793	19,967
Pension and postemployment benefits payable	130,567	15,867	146,434
Loans from other funds	-	10,000	10,000
Total liabilities	<u>1,370,703</u>	<u>261,912</u>	<u>1,632,615</u>
Deferred inflows of resources:			
Property taxes levied for the next fiscal year	6,157,910	465,220	6,623,130
Delinquent property tax revenue not available	247,839	18,724	266,563
Intergovernmental revenue not available	-	26,543	26,543
Accrued interest not available	14,093	-	14,093
Miscellaneous revenue not available	-	104,863	104,863
Total deferred inflows of resources	<u>6,419,842</u>	<u>615,350</u>	<u>7,035,192</u>
Fund balances:			
Nonspendable:			
Materials and supplies inventory	89,826	1,106	90,932
Prepays	39,604	2,078	41,682
Long-term loans	10,000	-	10,000
Unclaimed monies	3,483	-	3,483
Scholarships	-	65,100	65,100
Restricted:			
Capital improvements	-	2,150,281	2,150,281
Adult education	-	1,261,972	1,261,972
Food service operations	-	182,454	182,454
Scholarships	-	20,684	20,684
Vocational education	-	901	901
Other purposes	-	13,243	13,243
Extracurricular activities	-	99,117	99,117
Committed:			
Capital improvements	322,635	-	322,635
Assigned:			
Student instruction	236,526	-	236,526
Student and staff support	136,645	-	136,645
Capital improvements	113,577	-	113,577
Subsequent year's appropriations	1,826,669	-	1,826,669
School supplies	64,449	-	64,449
Other purposes	401,204	-	401,204
Unassigned (deficit)	16,373,361	(21,222)	16,352,139
Total fund balances	<u>19,617,979</u>	<u>3,775,714</u>	<u>23,393,693</u>
Total liabilities, deferred inflows and fund balances	<u>\$ 27,408,524</u>	<u>\$ 4,652,976</u>	<u>\$ 32,061,500</u>

SEE ACCOMPANYING NOTES TO THE BASIC FINANCIAL STATEMENTS

**BUCKEYE JOINT VOCATIONAL SCHOOL DISTRICT
TUSCARAWAS COUNTY, OHIO**

RECONCILIATION OF TOTAL GOVERNMENTAL FUND BALANCES TO
NET POSITION OF GOVERNMENTAL ACTIVITIES
JUNE 30, 2020

Total governmental fund balances		\$	23,393,693
<i>Amounts reported for governmental activities on the statement of net position are different because:</i>			
Capital assets used in governmental activities are not financial resources and therefore are not reported in the funds.			11,123,962
Other long-term assets are not available to pay for current-period expenditures and therefore are deferred inflows in the funds.			
Property taxes receivable	\$	266,563	
Accounts receivable		104,863	
Accrued interest receivable		14,093	
Intergovernmental receivable		26,543	
Total		412,062	412,062
An internal service fund is used by management to charge the costs of insurance to individual funds. The assets and liabilities of the internal service fund are included in governmental activities on the statement of net position.			871,004
The net pension liability is not due and payable in the current period; therefore, the liability and related deferred inflows/outflows are not reported in governmental funds:			
Deferred outflows of resources - pension		3,686,412	
Deferred inflows of resources - pension		(908,856)	
Net pension liability		(17,500,743)	
Total		(14,723,187)	(14,723,187)
The net OPEB liability/asset is not due and payable in the current period; therefore, liability/asset and related deferred inflows are not reported in governmental funds.			
Deferred outflows - OPEB		384,495	
Deferred Inflows - OPEB		(1,776,752)	
Net OPEB asset		1,044,534	
Net OPEB liability		(1,422,124)	
Total		(1,769,847)	(1,769,847)
Long-term liabilities are not due and payable in the current period and therefore are not reported in the funds.			
Capital lease obligations		(65,384)	
Sick leave obligation		(821,780)	
Accrued vacation payable		(138,414)	
Total		(1,025,578)	(1,025,578)
Net position of governmental activities		\$	18,282,109

SEE ACCOMPANYING NOTES TO THE BASIC FINANCIAL STATEMENTS

**BUCKEYE JOINT VOCATIONAL SCHOOL DISTRICT
TUSCARAWAS COUNTY, OHIO**

STATEMENT OF REVENUES, EXPENDITURES AND CHANGES IN FUND BALANCES
GOVERNMENTAL FUNDS
FOR THE FISCAL YEAR ENDED JUNE 30, 2020

	<u>General</u>	<u>Nonmajor Governmental Funds</u>	<u>Total Governmental Funds</u>
Revenues:			
From local sources:			
Property taxes	\$ 7,290,369	\$ 548,272	\$ 7,838,641
Tuition	350,991	1,058,966	1,409,957
Earnings on investments	673,920	5,427	679,347
Charges for services	-	185,534	185,534
Extracurricular	6,155	72,831	78,986
Classroom materials and fees	61,558	17,629	79,187
Contributions and donations	56,019	-	56,019
Contract services	160,660	1,027	161,687
Other local revenues	13,786	90	13,876
Intergovernmental - state	7,659,514	566,638	8,226,152
Intergovernmental - federal	-	917,286	917,286
Total revenues	<u>16,272,972</u>	<u>3,373,700</u>	<u>19,646,672</u>
Expenditures:			
Current:			
Instruction:			
Regular	1,929,186	-	1,929,186
Special	1,048,779	-	1,048,779
Vocational	6,691,029	151,036	6,842,065
Adult/continuing	-	1,184,148	1,184,148
Other	33,674	-	33,674
Support services:			
Pupil	596,802	451,614	1,048,416
Instructional staff	254,746	52,400	307,146
Board of education	19,480	-	19,480
Administration	1,340,285	301,762	1,642,047
Fiscal	562,673	10,970	573,643
Business	99,779	-	99,779
Operations and maintenance	1,758,069	11,100	1,769,169
Pupil transportation	84,932	-	84,932
Central	74,169	-	74,169
Operation of non-instructional services:			
Other non-instructional services	-	119,092	119,092
Food service operations	-	356,263	356,263
Extracurricular activities	1,420	54,804	56,224
Facilities acquisition and construction	1,042,719	1,921,830	2,964,549
Debt service:			
Principal retirement	20,288	-	20,288
Interest and fiscal charges	3,642	-	3,642
Total expenditures	<u>15,561,672</u>	<u>4,615,019</u>	<u>20,176,691</u>
Excess (deficiency) of revenues over (under) expenditures	<u>711,300</u>	<u>(1,241,319)</u>	<u>(530,019)</u>
Other financing sources:			
Capital lease transaction	78,063	-	78,063
Total other financing sources	<u>78,063</u>	<u>-</u>	<u>78,063</u>
Net change in fund balances	789,363	(1,241,319)	(451,956)
Fund balances at beginning of year (restated).	18,828,616	5,017,033	23,845,649
Fund balances at end of year.	<u>\$ 19,617,979</u>	<u>\$ 3,775,714</u>	<u>\$ 23,393,693</u>

SEE ACCOMPANYING NOTES TO THE BASIC FINANCIAL STATEMENTS

**BUCKEYE JOINT VOCATIONAL SCHOOL DISTRICT
TUSCARAWAS COUNTY, OHIO**

RECONCILIATION OF THE STATEMENT OF REVENUES, EXPENDITURES
AND CHANGES IN FUND BALANCES OF GOVERNMENTAL FUNDS
TO THE STATEMENT OF ACTIVITIES
FOR THE FISCAL YEAR ENDED JUNE 30, 2020

Net change in fund balances - total governmental funds	\$	(451,956)
<i>Amounts reported for governmental activities in the statement of activities are different because:</i>		
Governmental funds report capital outlays as expenditures. However, in the statement of activities, the cost of those assets is allocated over their estimated useful lives as depreciation expense.		
Capital asset additions	\$ 3,409,100	
Current year depreciation	<u>(581,878)</u>	
Total		2,827,222
The net effect of various miscellaneous transactions involving capital assets (i.e., sales, disposals, trade-ins, and donations) is to decrease net position.		
		(153,442)
Revenues in the statement of activities that do not provide current financial resources are not reported as revenues in the funds.		
Property taxes	17,836	
Tuition	(8,457)	
Earnings on investments	(3,118)	
Intergovernmental	<u>1,039</u>	
Total		7,300
Repayment of capital lease principal is an expenditure in the governmental funds, but the repayment reduces long-term liabilities on the statement of net position.		
		20,288
Issuances of capital leases are recorded as other financing sources in the funds; however, in the statement of activities, they are not reported as other financing sources as they increase liabilities on the statement of net position.		
		(78,063)
Contractually required contributions are reported as expenditures in governmental funds; however, the statement of activities reports these amounts as deferred outflows.		
		1,345,284
Except for amounts reported as deferred inflows/outflows, changes in the net pension liability are reported as pension expense in the statement of activities.		
		(2,742,172)
Contractually required OPEB contributions are reported as expenditures in governmental funds; however, the statement of activities reports these amounts as deferred outflows.		
		11,391
Except for amounts reported as deferred inflows/outflows, changes in the net OPEB liability/asset are reported as pension expense in the statement of activities.		
		269,062
Some expenses reported in the statement of activities, such as sick leave obligations and accrued vacation payable, do not require the use of current financial resources and therefore are not reported as expenditures in governmental funds.		
		(68,199)
An internal service fund used by management to charge the costs of insurance to individual funds is not reported in the district-wide statement of activities. Governmental fund expenditures and the related internal service fund revenues are eliminated. The net revenue (expense) of the internal service fund is allocated among the governmental activities.		
		<u>640,829</u>
Change in net position of governmental activities	\$	<u>1,627,544</u>

SEE ACCOMPANYING NOTES TO THE BASIC FINANCIAL STATEMENTS

**BUCKEYE JOINT VOCATIONAL SCHOOL DISTRICT
TUSCARAWAS COUNTY, OHIO**

STATEMENT OF REVENUES, EXPENDITURES AND CHANGES IN
FUND BALANCE - BUDGET AND ACTUAL (NON-GAAP BUDGETARY BASIS)
GENERAL FUND
FOR THE FISCAL YEAR ENDED JUNE 30, 2020

	Budgeted Amounts		Actual	Variance with Final Budget Positive (Negative)
	Original	Final		
Revenues:				
From local sources:				
Property taxes	\$ 6,964,518	\$ 7,000,000	\$ 7,000,450	\$ 450
Tuition.	260,924	266,000	350,991	84,991
Earnings on investments	392,367	400,000	431,160	31,160
Extracurricular.	3,924	4,000	6,155	2,155
Classroom materials and fees	19,618	20,000	18,679	(1,321)
Contributions and donations	22,561	23,000	56,019	33,019
Contract services.	981	1,000	770	(230)
Other local revenues	25,308	25,800	12,243	(13,557)
Intergovernmental - state	7,572,688	7,720,000	7,664,549	(55,451)
Total revenues	<u>15,262,889</u>	<u>15,459,800</u>	<u>15,541,016</u>	<u>81,216</u>
Expenditures:				
Current:				
Instruction:				
Regular	2,262,987	2,050,569	1,934,829	115,740
Special.	1,051,168	952,534	1,052,272	(99,738)
Vocational.	7,873,106	7,674,386	6,749,933	924,453
Other.	34,257	36,400	31,248	5,152
Support services:				
Pupil.	846,264	771,967	603,767	168,200
Instructional staff	317,389	307,747	283,483	24,264
Board of education	23,876	28,859	35,206	(6,347)
Administration.	1,553,397	1,447,367	1,389,059	58,308
Fiscal	643,918	580,835	561,327	19,508
Business	113,938	103,665	99,764	3,901
Operations and maintenance.	1,968,425	1,795,993	1,738,218	57,775
Pupil transportation	621	553	84,932	(84,379)
Central.	155,277	140,365	78,669	61,696
Extracurricular activities.	1,529	1,362	1,420	(58)
Facilities acquisition and construction	343,816	1,797,365	1,633,823	163,542
Total expenditures	<u>17,189,968</u>	<u>17,689,967</u>	<u>16,277,950</u>	<u>1,412,017</u>
Excess of expenditures over revenues.	<u>(1,927,079)</u>	<u>(2,230,167)</u>	<u>(736,934)</u>	<u>1,493,233</u>
Other financing sources (uses):				
Refund of prior year's expenditures	5,000	5,000	32,076	27,076
Refund of prior year's receipts.	-	-	(2,500)	(2,500)
Sale of capital assets	1,000	1,000	2,550	1,550
Total other financing sources (uses)	<u>6,000</u>	<u>6,000</u>	<u>32,126</u>	<u>26,126</u>
Net change in fund balance	(1,921,079)	(2,224,167)	(704,808)	1,519,359
Fund balance at beginning of year	17,331,238	17,331,238	17,331,238	-
Prior year encumbrances appropriated	1,872,668	1,872,668	1,872,668	-
Fund balance at end of year	<u>\$ 17,282,827</u>	<u>\$ 16,979,739</u>	<u>\$ 18,499,098</u>	<u>\$ 1,519,359</u>

SEE ACCOMPANYING NOTES TO THE BASIC FINANCIAL STATEMENTS

**BUCKEYE JOINT VOCATIONAL SCHOOL DISTRICT
TUSCARAWAS COUNTY, OHIO**

STATEMENT OF NET POSITION
PROPRIETARY FUND
JUNE 30, 2020

	Governmental Activities - Internal Service Fund
Assets:	
Cash with fiscal agent	\$ 1,038,280
Total assets.	<u>1,038,280</u>
Liabilities:	
Claims payable	<u>167,276</u>
Total liabilities	<u>167,276</u>
Net position:	
Unrestricted.	<u>871,004</u>
Total net position.	<u>\$ 871,004</u>

SEE ACCOMPANYING NOTES TO THE BASIC FINANCIAL STATEMENTS

**BUCKEYE JOINT VOCATIONAL SCHOOL DISTRICT
TUSCARAWAS COUNTY, OHIO**

STATEMENT OF REVENUES, EXPENSES AND
CHANGES IN NET POSITION
PROPRIETARY FUND
FOR THE FISCAL YEAR ENDED JUNE 30, 2020

	Governmental Activities - Internal Service Fund
Operating revenues:	
Charges for services.	\$ 2,279,485
Other	<u>19,493</u>
Total operating revenues	<u>2,298,978</u>
 Operating expenses:	
Purchased services.	397,488
Claims	<u>1,282,921</u>
Total operating expenses.	<u>1,680,409</u>
 Operating income	 <u>618,569</u>
Nonoperating revenues:	
Interest revenue	<u>22,260</u>
Total nonoperating revenues.	<u>22,260</u>
 Change in net position	 640,829
 Net position at beginning of year.	 <u>230,175</u>
Net position at end of year	<u>\$ 871,004</u>

SEE ACCOMPANYING NOTES TO THE BASIC FINANCIAL STATEMENTS

**BUCKEYE JOINT VOCATIONAL SCHOOL DISTRICT
TUSCARAWAS COUNTY, OHIO**

STATEMENT OF CASH FLOWS
PROPRIETARY FUND
FOR THE FISCAL YEAR ENDED JUNE 30, 2020

	Governmental Activities - Internal Service Fund
Cash flows from operating activities:	
Cash received from charges for services	\$ 2,279,485
Cash received from other operations	19,493
Cash payments for contractual services	(397,488)
Cash payments for claims	<u>(1,354,565)</u>
Net cash provided by operating activities	<u>546,925</u>
Cash flows from investing activities:	
Interest received	<u>22,260</u>
Net cash provided by investing activities	<u>22,260</u>
Net increase in cash with fiscal agent	569,185
Cash with fiscal agent at beginning of year	469,095
Cash with fiscal agent at end of year	<u><u>\$ 1,038,280</u></u>
Reconciliation of operating income to net cash provided by operating activities:	
Operating income.	\$ 618,569
Changes in liabilities:	
Decrease in claims payable	<u>(71,644)</u>
Net cash provided by operating activities.	<u><u>\$ 546,925</u></u>

SEE ACCOMPANYING NOTES TO THE BASIC FINANCIAL STATEMENTS

**BUCKEYE JOINT VOCATIONAL SCHOOL DISTRICT
TUSCARAWAS COUNTY, OHIO**

NOTES TO THE BASIC FINANCIAL STATEMENTS
FOR THE FISCAL YEAR ENDED JUNE 30, 2020

NOTE 1 - DESCRIPTION OF THE SCHOOL DISTRICT

The Buckeye Joint Vocational School District (the “District”) is defined by Section 3311.18 of the Ohio Revised Code and is a body politic and corporate established for the purpose of exercising the rights and privileges conveyed to it by the constitution and laws of the State of Ohio. The District exposes students to job training leading to employment upon graduation from high school. The District encompasses eleven members spread throughout Carroll, Coshocton, Guernsey, Harrison, Holmes, Stark, Tuscarawas and Wayne counties.

The District operates under an eleven member board representing Dover, New Philadelphia, Carrollton, Garaway, East Holmes, Strasburg, Conotton Valley, Claymont, Newcomerstown, Indian Valley and Tuscarawas Valley School Districts. Each Board member is appointed by their local home boards. The District provides educational services as authorized by State statute and federal guidelines. The District employs 84 certified employees, 11 administrators and 36 non-certified employees who provide services to 904 students and adult education students.

NOTE 2 - SUMMARY OF SIGNIFICANT ACCOUNTING POLICIES

The basic financial statements of the District have been prepared in conformity with accounting principles generally accepted in the United States of America (GAAP) as applied to governmental units. The Governmental Accounting Standards Board (GASB) is the accepted standard-setting body for establishing governmental accounting and financial reporting principles. The District’s significant accounting policies are described below.

A. Reporting Entity

The reporting entity has been defined in accordance with GASB Statement No. 14, “The Financial Reporting Entity” as amended by GASB Statement No. 39, “Determining Whether Certain Organizations Are Component Units” and GASB Statement No. 61, “The Financial Reporting Entity: Omnibus an Amendment of GASB Statements No. 14 and No. 34”. The reporting entity is composed of the primary government and component units. The primary government consists of all funds, departments, boards and agencies that are not legally separate from the District. For the District, this includes general operations, food service, and student related activities of the District.

Component units are legally separate organizations for which the District is financially accountable. The District is financially accountable for an organization if the District appoints a voting majority of the organization’s Governing Board and (1) the District is able to significantly influence the programs or services performed or provided by the organization; or (2) the District is legally entitled to or can otherwise access the organization’s resources; or (3) the District is legally obligated or has otherwise assumed the responsibility to finance the deficits of, or provide financial support to, the organization; or (4) the District is obligated for the debt of the organization. Component units may also include organizations that are fiscally dependent on the District in that the District approves the budget, the issuance of debt or the levying of taxes. Certain organizations are also included as component units if the nature and significance of the relationship between the primary government and the organization is such that exclusion by the primary government would render the primary government’s financial statements incomplete or misleading. Based upon the application of these criteria, the District has no component units. The basic financial statements of the reporting entity include only those of the District (the primary government).

**BUCKEYE JOINT VOCATIONAL SCHOOL DISTRICT
TUSCARAWAS COUNTY, OHIO**

NOTES TO THE BASIC FINANCIAL STATEMENTS
FOR THE FISCAL YEAR ENDED JUNE 30, 2020

NOTE 2 - SUMMARY OF SIGNIFICANT ACCOUNTING POLICIES - (Continued)

The following organizations are described due to their relationship to the District.

JOINTLY GOVERNED ORGANIZATION

Ohio Mid-Eastern Regional Educational Service Agency (OME-RESA)

The Ohio Mid-Eastern Regional Educational Service Agency (OME-RESA) was created as a regional council of governments pursuant to State statutes. OME-RESA has eleven participating counties consisting of Belmont, Carroll, Columbiana, Coshocton, Guernsey, Harrison, Jefferson, Monroe, Muskingum, Noble and Tuscarawas Counties. OME-RESA operates under the direction of a Board consisting of one representative from each of the participating Districts' elected boards, which possesses its own budgeting and taxing authority. OME-RESA provides financial accounting services, educational management information, and cooperative purchasing to member Districts. The Jefferson County Educational Service Center serves as fiscal agent and receives funding from the State Department of Education. The District paid \$36,363 to OME-RESA during fiscal year 2020 for services. To obtain financial information write to the Ohio Mid-Eastern Regional Educational Service Agency, Steubenville, Ohio 43952.

INSURANCE PURCHASING POOLS

Ohio School Boards Association Workers' Compensation Group Rating Plan

The District participates in a group rating plan for workers' compensation as established under Section 4123.29 of the Ohio Revised Code. The Ohio School Boards Association Workers' Compensation Group Rating Plan (the Plan) was established through the Ohio School Boards Association (OSBA) as a group purchasing pool. The Plan's business and affairs are conducted by a three-member Board of Directors consisting of the President, the President-Elect, and the Immediate Past President of the OSBA. The Executive Director of the OSBA, or his designee, serves as coordinator of the Plan. Each year, the participating school districts pay an enrollment fee to the Plan to cover the costs of administering the program.

Ohio School Plan

The District participates in the Ohio School Plan (the "Plan"), an insurance purchasing pool established under Section 2744.081 of the Ohio Revised Code. The Plan is an unincorporated nonprofit association of its members which enables the participants to provide for a formalized joint insurance purchasing program for maintaining adequate insurance protection and provides risk management programs and other administrative services. The Plan's business and affairs are conducted by a fifteen member board consisting of superintendents, treasurers, the president of Harcum-Hyre Insurance Agency, Inc., and a member of the Hylant Group, Inc. The Hylant Group, Inc. is the Plan's administrator and is responsible for processing claims. Harcum-Hyre Insurance Agency, Inc. serves as the sales and marketing representative which established agreements between the Plan and its members. Financial information can be obtained from Harcum-Hyre Insurance Agency Inc., 246 East Sycamore Street, Columbus, Ohio 43205.

PUBLIC ENTITY RISK POOLS

Jefferson Health Plan (JHP) Health Benefits Program

The JHP is a council of governments of school districts and other political subdivisions organized and existing as a joint self-insurance program pursuant to Section 9.833 of the Ohio Revised Code providing health care and related insurance benefits to over fifty member organizations. The JHP's business affairs are conducted by a Board of Directors elected from member organizations and composed of one representative from each county served and a career center representative. Each member organization pays a monthly premium based on its claims history and a monthly administration fee.

**BUCKEYE JOINT VOCATIONAL SCHOOL DISTRICT
TUSCARAWAS COUNTY, OHIO**

NOTES TO THE BASIC FINANCIAL STATEMENTS
FOR THE FISCAL YEAR ENDED JUNE 30, 2020

NOTE 2 - SUMMARY OF SIGNIFICANT ACCOUNTING POLICIES - (Continued)

B. Fund Accounting

The District uses funds to report its financial position and the results of its operations. A fund is a separate accounting entity with a self-balancing set of accounts. Fund accounting is designed to demonstrate legal compliance and to aid financial management by segregating transactions related to certain District activities or functions. Funds are classified into three categories: governmental, proprietary and fiduciary. Each category is divided into separate fund types.

GOVERNMENTAL FUNDS

Governmental funds focus on the sources, uses and balances of current financial resources. Expendable assets are assigned to the various governmental funds according to the purposes for which they may or must be used. Current liabilities are assigned to the fund from which they will be paid. The difference between governmental fund assets and deferred outflows and liabilities and deferred inflows is reported as fund balance. The following is the District's major governmental fund:

General fund - The general fund is used to account for and report all financial resources not accounted for and reported in another fund. The general fund balance is available for any purpose provided it is expended or transferred according to the general laws of Ohio.

Other governmental funds of the District are used to account for (a) financial resources that are restricted, committed, or assigned to expenditures for capital outlays including the acquisition or construction of capital facilities and other capital assets and (b) specific revenue sources that are restricted or committed to an expenditure for specified purposes other than debt service or capital projects.

PROPRIETARY FUND

Proprietary funds are used to account for the District's ongoing activities which are similar to those often found in the private sector. The District has no enterprise funds. The following is a description of the District's internal service fund:

Internal service fund - The internal service fund is used to account for the financing of goods or services provided by one department or agency to other departments or agencies of the District, or to other governments, on a cost-reimbursement basis. The only internal service fund of the District accounts for a self-insurance program which provides medical/surgical, dental and vision benefits to employees.

FIDUCIARY FUNDS

Fiduciary fund reporting focuses on net position and changes in net position. The fiduciary fund category is split into four classifications: pension trust funds, investment trust funds, private-purpose trust funds and custodial funds. Trust funds distinguished from custodial funds by the existence of a trust agreement or equivalent arrangements that have certain characteristics. Custodial funds are used to report fiduciary activities that are not required to be reported in a trust fund. The District does not have any fiduciary funds.

**BUCKEYE JOINT VOCATIONAL SCHOOL DISTRICT
TUSCARAWAS COUNTY, OHIO**

NOTES TO THE BASIC FINANCIAL STATEMENTS
FOR THE FISCAL YEAR ENDED JUNE 30, 2020

NOTE 2 - SUMMARY OF SIGNIFICANT ACCOUNTING POLICIES - (Continued)

C. Basis of Presentation and Measurement Focus

Government-Wide Financial Statements - The statement of net position and the statement of activities display information about the District as a whole. These statements include the financial activities of the primary government, except for fiduciary funds. Internal service fund operating activity is eliminated to avoid overstatement of revenues and expenses.

The government-wide statement of activities presents a comparison between direct expenses and program revenues for each function or program of the governmental activities of the District. Direct expenses are those that are specifically associated with a service, program or department and therefore clearly identifiable to a particular function. Program revenues include amounts paid by the recipient of goods or services offered by the program and grants and contributions that are restricted to meeting the operational or capital requirements of a particular program. Revenues not classified as program revenues are presented as general revenues of the District.

The government-wide financial statements are prepared using the economic resources measurement focus. All assets and deferred outflows and all liabilities and deferred inflows associated with the operation of the District are included on the statement of net position.

Fund Financial Statements - Fund financial statements report detailed information about the District. The focus of governmental fund financial statements is on major funds rather than reporting funds by type. Each major fund is presented in a separate column, and all nonmajor funds are aggregated into one column. The internal service fund is presented in a single column on the face of the proprietary fund statements. Fiduciary funds are reported by fund type.

All governmental funds are accounted for using a flow of current financial resources measurement focus. With this measurement focus, only current assets and current deferred outflows and current liabilities and deferred inflows generally are included on the balance sheet. The statement of revenues, expenditures and changes in fund balances reports on the sources (i.e., revenues and other financing sources) and uses (i.e., expenditures and other financing uses) of current financial resources. This approach differs from the manner in which the governmental activities of the government-wide financial statements are prepared. Governmental fund financial statements therefore include a reconciliation with brief explanations to better identify the relationship between the government-wide statements and the statements for governmental funds.

Like the government-wide statements, the internal service fund is accounted for on a flow of economic resources measurement focus. All assets and deferred outflows and all liabilities and deferred inflows associated with the operation of this fund are included on the statement of fund net position. The statement of changes in fund net position presents increases (i.e., revenues) and decreases (i.e., expenses) in net position. The statement of cash flows provides information about how the District finances and meets the cash flow needs of its proprietary activity.

Proprietary funds distinguish operating revenues and expenses from nonoperating items. Operating revenues and expenses generally result from providing services and producing and delivering goods in connection with a proprietary fund's principal ongoing operation. The principal operating revenues of the District's internal service fund is charges for services. Operating expenses for the internal service fund includes claims and administrative expenses. All revenues and expenses not meeting this definition are reported as nonoperating revenues and expenses.

Fiduciary funds present a statement of changes in net positions which reports additions to and deductions from custodial funds.

**BUCKEYE JOINT VOCATIONAL SCHOOL DISTRICT
TUSCARAWAS COUNTY, OHIO**

NOTES TO THE BASIC FINANCIAL STATEMENTS
FOR THE FISCAL YEAR ENDED JUNE 30, 2020

NOTE 2 - SUMMARY OF SIGNIFICANT ACCOUNTING POLICIES - (Continued)

D. Basis of Accounting

Basis of accounting determines when transactions are recorded in the financial records and reported on the financial statements. Government-wide financial statements are prepared using the accrual basis of accounting. Governmental funds use the modified accrual basis of accounting on the fund financial statements. Proprietary and Fiduciary funds use the accrual basis of accounting.

Revenues - Exchange and Nonexchange Transactions - Revenue resulting from exchange transactions, in which each party gives and receives essentially equal value, is recorded on the accrual basis when the exchange takes place. On a modified accrual basis, revenue is recorded in the fiscal year in which the resources are measurable and become available. Available means that the resources will be collected within the current fiscal year or are expected to be collected soon enough thereafter to be used to pay liabilities of the current fiscal year. For the District, available means expected to be received within sixty days of fiscal year end.

Nonexchange transactions, in which the District receives value without directly giving equal value in return, include property taxes, grants, entitlements and donations. On an accrual basis, revenue from property taxes is recognized in the fiscal year for which the taxes are levied (See Note 6). Revenue from grants, entitlements and donations is recognized in the fiscal year in which all eligibility requirements have been satisfied.

Eligibility requirements include timing requirements, which specify the year when the resources are required to be used or the fiscal year when use is first permitted, matching requirements, in which the District must provide local resources to be used for a specified purpose, and expenditure requirements, in which the resources are provided to the District on a reimbursement basis. On a modified accrual basis, revenue from nonexchange transactions must also be available before it can be recognized.

Under the modified accrual basis, the following revenue sources are considered to be both measurable and available at fiscal year end: property taxes available as an advance, interest, tuition, grants, student fees and rentals.

Deferred Outflows of Resources and Deferred Inflows of Resources - In addition to assets, the government-wide statement of net position will report a separate section for deferred outflows of resources. Deferred outflows of resources, represents a consumption of net position that applies to a future period and will not be recognized as an outflow of resources (expense/expenditure) until then. For the District, see Note 13 and Note 14 for deferred outflows of resources related the District's net pension liability and net OPEB liability/asset, respectively.

In addition to liabilities, both the government-wide statement of net position and the governmental fund financial statements report a separate section for deferred inflows of resources. Deferred inflows of resources represent an acquisition of net position that applies to a future period and will not be recognized as an inflow of resources (revenue) until that time. For the District, deferred inflows of resources include property taxes and unavailable revenue. Property taxes represent amounts for which there is an enforceable legal claim as of June 30, 2020, but which were levied to finance fiscal year 2021 operations. These amounts have been recorded as a deferred inflow of resources on both the government-wide statement of net position and the governmental fund financial statements. Unavailable revenue is reported only on the governmental funds balance sheet, and represents receivables which will not be collected within the available period. For the District unavailable revenue includes, but is not limited to, delinquent property taxes and intergovernmental grants. These amounts are deferred and recognized as an inflow of resources in the period the amounts become available.

**BUCKEYE JOINT VOCATIONAL SCHOOL DISTRICT
TUSCARAWAS COUNTY, OHIO**

**NOTES TO THE BASIC FINANCIAL STATEMENTS
FOR THE FISCAL YEAR ENDED JUNE 30, 2020**

NOTE 2 - SUMMARY OF SIGNIFICANT ACCOUNTING POLICIES - (Continued)

For the District, see Note 13 and Note 14 for deferred inflows of resources related to the District's net pension liability and net OPEB liability/asset, respectively. This deferred inflow of resources is only reported on the government-wide statement of net position.

Expenses/Expenditures - On the accrual basis of accounting, expenses are recognized at the time they are incurred. The entitlement value of donated commodities received during the year is reported in the statement of revenues, expenditures and changes in fund balances as an expenditure with a like amount reported as intergovernmental revenue.

The measurement focus of governmental fund accounting is on decreases in net financial resources (expenditures) rather than expenses. Expenditures are generally recognized in the accounting period in which the related fund liability is incurred, if measurable. Allocations of cost, such as depreciation and amortization, are not recognized in governmental funds.

E. Budgets

The budgetary process is prescribed by provisions of the Ohio Revised Code and entails the preparation of budgetary documents within an established timetable. The major documents prepared are the tax budget, the certificate of estimated resources, and the appropriation resolution, all of which are prepared on the budgetary basis of accounting. The certificate of estimated resources and the appropriation resolution are subject to amendment throughout the year with the legal restriction that appropriations cannot exceed estimated resources, as certified.

All funds, other than custodial funds, are legally required to be budgeted and appropriated. The legal level of budgetary control is the fund level for all funds. Any budgetary modifications at this level may only be made by resolution of the Board of Education.

Tax Budget

Tuscarawas County has waived the requirement of the formal tax budget. The county budget commission requires tax levy fund information and summary data for all funds to be submitted to the County Auditor, as Secretary of the County Budget Commission, by April 1st of each year, for the period July 1 to June 30 of the following year.

Estimated Resources

Prior to April 1, the Board of Education accepts, by formal resolution, the tax rates as determined by the County Budget Commission and receives the Commission's certificate of estimated resources which states the projected revenue of each fund. Prior to June 30, the District must revise its budget so that total contemplated expenditures from any fund during the ensuing year will not exceed the amount stated in the certificate of estimated resources. The revised budget then serves as the basis for the appropriation measure. On or about July 1, the certificate of estimated resources is amended to include any unencumbered cash balances from the preceding fiscal year. The certificate of estimated resources may be further amended during the year if projected increases or decreases in revenue are identified by the District Treasurer. The amounts reported in the budgetary statement reflect the amounts in the original and final certificate of estimated resources issued during fiscal year 2020.

**BUCKEYE JOINT VOCATIONAL SCHOOL DISTRICT
TUSCARAWAS COUNTY, OHIO**

NOTES TO THE BASIC FINANCIAL STATEMENTS
FOR THE FISCAL YEAR ENDED JUNE 30, 2020

NOTE 2 - SUMMARY OF SIGNIFICANT ACCOUNTING POLICIES - (Continued)

Appropriations

Upon receipt from the County Auditor of an amended certificate of estimated resources based on final assessed values and tax rates or a certificate of estimated resources saying no new certificate of estimated resources is necessary, the annual appropriations resolution must be legally enacted by the Board of Education at the fund level, which is the legal level of budgetary control. Prior to the passage of the annual appropriation measure, the Board may pass a temporary appropriation measure to meet the ordinary expenses of the District. The appropriations resolution, by fund, must be within the estimated resources as certified by the County Budget Commission and the total of expenditures and encumbrances may not exceed the appropriation total at the legal level of control. Any revisions that alter the total of any fund appropriation must be approved by the Board of Education.

The Board may pass supplemental fund appropriations so long as the total appropriations by fund do not exceed the amounts set forth in the most recent certificate of estimated resources. During the fiscal year, supplemental appropriations were legally enacted.

The budget figures which appear in the statement of budgetary comparisons represent the final appropriation amounts, including all supplemental appropriations. Formal budgetary integration is employed as a management control device during the fiscal year for all funds, other than custodial funds, consistent with statutory provisions.

Lapsing of Appropriations

At the close of each fiscal year, the unencumbered balance of each appropriation reverts to the respective fund from which it was appropriated and becomes subject to future appropriation. Encumbered appropriations are carried forward to the succeeding fiscal year and are not re-appropriated.

F. Cash and Investments

To improve cash management, cash received by the District is pooled. Monies for all funds, are maintained in this pool. Individual fund integrity is maintained through the District's records. Each fund's interest in the pool is presented as "equity in pooled cash and investments" on the financial statements.

Investments are reported at fair value which is based on quoted market prices.

During fiscal year 2020, the District invested in STAR Ohio, federal agency securities, negotiable CD's, US Treasury Bill and money market accounts. STAR Ohio (the State Treasury Asset Reserve of Ohio), is an investment pool managed by the State Treasurer's Office which allows governments within the State to pool their funds for investment purposes. STAR Ohio is not registered with the SEC as an investment company, but has adopted Governmental Accounting Standards Board (GASB), Statement No. 79, "Certain External Investment Pools and Pool Participants." The District measures its investment in STAR Ohio at the net asset value (NAV) per share provided by STAR Ohio. The NAV per share is calculated on an amortized cost basis that provides an NAV per share that approximates fair value.

For fiscal year 2020, there were no limitations or restrictions on any participant withdrawals due to redemption notice periods, liquidity fees, or redemption gates. However, notice must be given 24 hours in advance of all deposits and withdrawals exceeding \$25 million. STAR Ohio reserves the right to limit the transaction to \$100 million, requiring the excess amount to be transacted the following business day(s), but only to the \$100 million limit. All accounts of the participant will be combined for these purposes.

**BUCKEYE JOINT VOCATIONAL SCHOOL DISTRICT
TUSCARAWAS COUNTY, OHIO**

NOTES TO THE BASIC FINANCIAL STATEMENTS
FOR THE FISCAL YEAR ENDED JUNE 30, 2020

NOTE 2 - SUMMARY OF SIGNIFICANT ACCOUNTING POLICIES - (Continued)

Under existing Ohio statute, interest earnings are allocated to the general fund unless the Board of Education has, by resolution, specified funds to receive an allocation of interest earnings. Interest revenue credited to the general fund during fiscal year 2020 amounted to \$673,920, which included \$134,278 assigned from other District funds.

For presentation on the statement of net position, investments of the cash management pool and investments with original maturities of three months or less at the time they are purchased by the District are considered to be cash equivalents. Investments with an initial maturity of more than three months are reported as investments.

An analysis of the District’s investment account at year end is provided in Note 4.

G. Inventory

On government-wide and fund financial statements, inventories are presented at the lower of cost or market on a first-in, first-out basis and are expended/expensed when used. Inventories are accounted for using the consumption method.

Inventory consists of expendable supplies held for consumption, donated food and purchased food.

H. Capital Assets

All capital assets of the District are classified as general capital assets. These assets generally result from expenditures in the governmental funds. These assets are reported in the governmental activities column of the government-wide statement of net position, but are not reported in the fund financial statements.

All capital assets are capitalized at cost (or estimated historical cost) and updated for additions and retirements during the year. During fiscal year 2020, the District’s capitalization threshold is \$5,000. Donated capital assets are recorded at their acquisition values as of the date received. The District does not possess any infrastructure. Improvements are capitalized; the costs of normal maintenance and repairs that do not add to the value of the asset or materially extend an asset’s life are not.

All reported capital assets except land and construction in progress are depreciated. Improvements are depreciated over the remaining useful lives of the related capital assets. Depreciation is computed using the straight-line method over the following useful lives:

Description	Governmental Activities Estimated Lives
Land improvements	20 years
Buildings and improvements	20 - 50 years
Furniture and equipment	5 - 20 years
Vehicles	8 years

I. Interfund Balances

On fund financial statements, receivables and payables resulting from short-term interfund loans are classified as “loans to/from other funds”. These amounts are eliminated in the governmental activities column on the statement of net position.

**BUCKEYE JOINT VOCATIONAL SCHOOL DISTRICT
TUSCARAWAS COUNTY, OHIO**

NOTES TO THE BASIC FINANCIAL STATEMENTS
FOR THE FISCAL YEAR ENDED JUNE 30, 2020

NOTE 2 - SUMMARY OF SIGNIFICANT ACCOUNTING POLICIES - (Continued)

J. Compensated Absences

Compensated absences of the District consist of vacation leave and sick leave liability to the extent that payments to the employee for these absences are attributable to services already rendered and are not contingent on a specific event that is outside the control of the District and the employee.

In accordance with the provisions of GASB Statement No. 16, "Accounting for Compensated Absences", a liability for vacation leave is accrued if a) the employees' rights to payment are attributable to services already rendered; and b) it is probable that the employer will compensate the employees for the benefits through paid time off or other means, such as cash payment at termination or retirement. A liability for severance is accrued using the vesting method; i.e., the liability is based on the sick leave accumulated at the balance sheet date by those employees who are currently eligible to receive termination (severance) payments, as well as those employees expected to become eligible in the future. For purposes of establishing a liability for severance on employees expected to become eligible to retire in the future, all employees that will meet the eligibility limits within the next four years are expected to become eligible to retire in accordance with GASB Statement No. 16.

The total liability for vacation and sick leave payments has been calculated using pay rates in effect at June 30, 2020 and reduced to the maximum payment allowed by labor contract and/or statute, plus any additional salary related payments.

The entire compensated absence liability is reported on the government-wide financial statements.

For governmental fund financial statements, compensated absences are recognized as liabilities and expenditures as payments come due each period upon the occurrence of employee resignations and retirements.

K. Accrued Liabilities and Long-Term Obligations

All payables, accrued liabilities and long-term obligations are reported in the government-wide financial statements.

In general, governmental fund payables and accrued liabilities that, once incurred, are paid in a timely manner and in full from current financial resources are reported as obligations of the funds. However, compensated absences that will be paid from governmental funds are reported as a liability in the fund financial statements only to the extent that they are due for payment during the current year. Net pension/OPEB liability should be recognized in the governmental funds to the extent that benefit payments are due and payable and the pension/OPEB plan's fiduciary net position is not sufficient for payment of those benefits.

L. Fund Balance

Fund balance is divided into five classifications based primarily on the extent to which the District is bound to observe constraints imposed upon the use of the resources in the governmental funds. The classifications are as follows:

Nonspendable - The nonspendable fund balance classification includes amounts that cannot be spent because they are not in spendable form or legally required to be maintained intact. The "not in spendable form" criterion includes items that are not expected to be converted to cash. It also includes the long-term amount of loans receivable.

**BUCKEYE JOINT VOCATIONAL SCHOOL DISTRICT
TUSCARAWAS COUNTY, OHIO**

NOTES TO THE BASIC FINANCIAL STATEMENTS
FOR THE FISCAL YEAR ENDED JUNE 30, 2020

NOTE 2 - SUMMARY OF SIGNIFICANT ACCOUNTING POLICIES - (Continued)

Restricted - Fund balance is reported as restricted when constraints are placed on the use of resources that are either externally imposed by creditors (such as through debt covenants), grantors, contributors, or laws or regulations of other governments, or imposed by law through constitutional provisions or enabling legislation.

Committed - The committed fund balance classification includes amounts that can be used only for the specific purposes imposed by a formal action (resolution) of the District Board of Education (the highest level of decision making authority). Those committed amounts cannot be used for any other purpose unless the District Board of Education removes or changes the specified use by taking the same type of action (resolution) it employed to previously commit those amounts. Committed fund balance also incorporates contractual obligations to the extent that existing resources in the fund have been specifically committed for use in satisfying those contractual requirements.

Assigned - Amounts in the assigned fund balance classification are intended to be used by the District for specific purposes, but do not meet the criteria to be classified as restricted nor committed. In governmental funds other than the general fund, assigned fund balance represents the remaining amount that is not restricted or committed. In the general fund, assigned amounts represent intended uses established by policies of the District Board of Education, which includes giving the Treasurer the authority to constrain monies for intended purposes.

Unassigned - Unassigned fund balance is the residual classification for the general fund and includes all spendable amounts not contained in the other classifications. In other governmental funds, the unassigned classification is only used to report a deficit fund balance resulting from overspending for specific purposes for which amounts had been restricted, committed, or assigned.

The District applies restricted resources first when expenditures are incurred for purposes for which restricted and unrestricted (committed, assigned, and unassigned) fund balance is available. Similarly, within unrestricted fund balance, committed amounts are reduced first followed by assigned, and then unassigned amounts when expenditures are incurred for purposes for which amounts in any of the unrestricted fund balance classifications could be used.

M. Net Position

Net position represents the difference between assets and deferred outflows and liabilities and deferred inflows. The net position component "net investment in capital assets," consists of capital assets, net of accumulated depreciation, reduced by the outstanding balances of any borrowing used for the acquisition, construction or improvement of those assets. Deferred outflows of resources and deferred inflows of resources that are attributable to the acquisition, construction or improvement of those assets or related debt also should be included in this component of net position. Net position is reported as restricted when there are limitations imposed on its use either through the enabling legislation adopted by the District or through external restrictions imposed by creditors, grantors or laws or regulations of other governments.

The District applies restricted resources first when an expense is incurred for purposes for which both restricted and unrestricted net position is available.

**BUCKEYE JOINT VOCATIONAL SCHOOL DISTRICT
TUSCARAWAS COUNTY, OHIO**

NOTES TO THE BASIC FINANCIAL STATEMENTS
FOR THE FISCAL YEAR ENDED JUNE 30, 2020

NOTE 2 - SUMMARY OF SIGNIFICANT ACCOUNTING POLICIES - (Continued)

N. Prepayments

Certain payments to vendors reflect the costs applicable to future accounting periods and are recorded as prepayments in both government-wide and fund financial statements. These items are reported as assets on the balance sheet using the consumption method. A current asset for the prepaid amounts is recorded at the time of the purchase and the expenditure/expense is reported in the year in which services are consumed.

O. Estimates

The preparation of the basic financial statements in conformity with GAAP requires management to make estimates and assumptions that affect the amounts reported in the basic financial statements and accompanying notes. Actual results may differ from those estimates.

P. Operating Revenues and Expenses

Operating revenues are those revenues that are generated directly from the primary activity of the proprietary fund. For the District, these revenues are charges for services for the employee self-insurance program. Operating expenses are necessary costs incurred to provide the goods or services that are the primary activities of the fund, including claims and administrative expenses. Revenues and expenses not reported as operating are reported as nonoperating revenues and expenses.

Q. Interfund Activity

Exchange transactions between funds are reported as revenues in the seller funds and as expenditures/expenses in the purchaser funds. Flows of cash or goods from one fund to another without a requirement for repayment are reported as interfund transfers. Interfund transfers are reported as other financing sources/uses in governmental funds. Repayments from funds responsible for particular expenditures/expenses to the funds that initially paid for them are not presented on the basic financial statements.

R. Pensions/Other Postemployment Benefits (OPEB)

For purposes of measuring the net pension/OPEB liability, net OPEB asset, deferred outflows of resources and deferred inflows of resources related pensions/OPEB, and pension/OPEB expense, information about the fiduciary net position of the pension/OPEB plans and additions to/deductions from their fiduciary net position have been determined on the same basis as they are reported by the pension/OPEB plan. For this purpose, benefit payments (including refunds of employee contributions) are recognized when due and payable in accordance with the benefit terms. The pension/OPEB plans report investments at fair value.

S. Extraordinary and Special Items

Extraordinary items are transactions or events that are both unusual in nature and infrequent in occurrence. Special items are transactions or events that are within the control of the Board of Education and that are either unusual in nature or infrequent in occurrence. Neither type of transaction occurred during fiscal year 2020.

**BUCKEYE JOINT VOCATIONAL SCHOOL DISTRICT
TUSCARAWAS COUNTY, OHIO**

NOTES TO THE BASIC FINANCIAL STATEMENTS
FOR THE FISCAL YEAR ENDED JUNE 30, 2020

NOTE 2 - SUMMARY OF SIGNIFICANT ACCOUNTING POLICIES - (Continued)

T. Fair Value

The District categorizes its fair value measurements within the fair value hierarchy established by generally accepted accounting principles. The hierarchy is based on the valuation inputs used to measure the fair value of the asset. Level 1 inputs are quoted prices in active markets for identical assets; Level 2 inputs are significant other observable inputs; Level 3 inputs are significant unobservable inputs.

NOTE 3 - ACCOUNTABILITY AND COMPLIANCE

A. Change in Accounting Principles

For fiscal year 2020, the District has implemented GASB Statement No. 84, "*Fiduciary Activities*" and GASB Statement No. 90, "*Majority Equity Interests - an amendment to GASB Statements No. 14 and No. 61*".

GASB Statement No. 84 establishes specific criteria for identifying activities that should be reported as fiduciary activities and clarifies whether and how business-type activities should report their fiduciary activities. Due to the implementation of GASB Statement No. 84, the District will no longer be reporting agency funds. The District reviewed its agency funds and funds have been reclassified as governmental funds. These fund reclassifications resulted in the restatement of the District's financial statements.

GASB Statement No. 90 improves the consistency and comparability of reporting a government's majority equity interest in a legally separate organization and improve the relevance of financial statement information for certain component units. It defines a majority equity interest and specifies that a majority equity interest in a legally separate organization should be reported as an investment if a government's holding of the equity interest meets the definition of an investment. The implementation of GASB Statement No. 90 did not have an effect on the financial statements of the District.

**BUCKEYE JOINT VOCATIONAL SCHOOL DISTRICT
TUSCARAWAS COUNTY, OHIO**

NOTES TO THE BASIC FINANCIAL STATEMENTS
FOR THE FISCAL YEAR ENDED JUNE 30, 2020

NOTE 3 - ACCOUNTABILITY AND COMPLIANCE - (Continued)

B. Restatement of Net Position and Fund Balances

The implementation of GASB 84 had the following effect on fund balance as reported at June 30, 2019:

	General	Other Governmental Funds	Total Governmental Funds
Fund Balance as previously reported	\$ 18,841,853	\$ 4,837,690	\$ 23,679,543
GASB Statement No. 84	<u>(13,237)</u>	<u>179,343</u>	<u>166,106</u>
Restated Fund Balance, at June 30, 2019	<u>\$ 18,828,616</u>	<u>\$ 5,017,033</u>	<u>\$ 23,845,649</u>

The implementation of the GASB 84 pronouncement had the following effect on the net position as reported at June 30, 2019:

	Governmental Activities
Net position as previously reported	\$ 16,488,459
GASB Statement No. 84	<u>166,106</u>
Restated net position at June 30, 2019	<u>\$ 16,654,565</u>

Related to the implementation of GASB Statement No. 84, the District will no longer be reporting agency funds. At June 30, 2019, agency funds reported assets and liabilities of \$81,356. Also, related to the implementation of GASB Statement No. 84, the entity will no longer be reporting investment trust funds. At June 30, 2019, private-purpose trust funds reported a net position of \$85,016.

NOTE 4 - DEPOSITS AND INVESTMENTS

State statute classifies monies held by the District into three categories.

Active deposits are public deposits necessary to meet current demands on the treasury. Such monies must be maintained either as cash in the District treasury, in commercial accounts payable or withdrawable on demand, including negotiable order of withdrawal (NOW) accounts, or in money market deposit accounts.

Inactive deposits are public deposits the Board of Education has identified as not required for use within the current five-year period of designation of depositories. Inactive deposits must either be evidenced by certificates of deposit maturing not later than the end of the current period of designation of depositories, or by savings or deposit accounts including, but not limited to, passbook accounts.

**BUCKEYE JOINT VOCATIONAL SCHOOL DISTRICT
TUSCARAWAS COUNTY, OHIO**

**NOTES TO THE BASIC FINANCIAL STATEMENTS
FOR THE FISCAL YEAR ENDED JUNE 30, 2020**

NOTE 4 - DEPOSITS AND INVESTMENTS - (Continued)

Interim deposits are deposits of interim monies. Interim monies are those monies which are not needed for immediate use, but which will be needed before the end of the current period of designation of depositories.

Interim deposits must be evidenced by time certificates of deposit or by savings accounts, including passbook accounts.

Interim monies may be deposited or invested in the following securities:

1. United States Treasury Notes, Bills, Bonds, or any other obligation or security issued by the United States Treasury or any other obligation guaranteed as to principal or interest by the United States;
2. Bonds, notes, debentures, or any other obligations or securities issued by any federal government agency or instrumentality, including, but not limited to, the Federal National Mortgage Association, Federal Home Loan Bank, Federal Farm Credit Bank, Federal Home Loan Mortgage Corporation and Government National Mortgage Association. All federal agency securities shall be direct issuances of federal government agencies or instrumentalities;
3. Written repurchase agreements in the securities listed above provided that the fair value of the securities subject to the repurchase agreement must exceed the principal value of the agreement by at least 2% and be marked to market daily, and that the term of the agreement must not exceed thirty days;
4. Bonds and other obligations of the State of Ohio; and with certain limitations including a requirement for maturity within ten years from the date of settlement, bonds and other obligations of political subdivisions of the State of Ohio, if training requirements have been met;
5. Time certificates of deposit or savings or deposit accounts including, but not limited to, passbook accounts;
6. No-load money market mutual funds consisting exclusively of obligations described in items (1) and (2) above and repurchase agreements secured by obligations, provided that investments in securities described in this division are made only through eligible institutions;
7. The State Treasurer's investment pool, the State Treasury Asset Reserve of Ohio (STAR Ohio); and
8. Certain banker's acceptance and commercial paper notes for a period not to exceed one-hundred-eighty days and two-hundred-seventy days, respectively, from the purchase date in an amount not to exceed forty percent of the interim monies available for investment at any one time, if training requirements are met.

Protection of the deposits is provided by the Federal Deposit Insurance Corporation (FDIC), by eligible securities pledged by the financial institution as security for repayment, or by the financial institutions participation in the Ohio Pooled Collateral System (OPCS), a collateral pool of eligible securities deposited with a qualified trustee and pledged to the Treasurer of State to secure the repayment of all public monies deposited in the financial institution.

Investments in stripped principal or interest obligations, reverse repurchase agreements and derivatives are prohibited. The issuance of taxable notes for the purpose of arbitrage, the use of leverage and short selling are also prohibited. An investment must mature within five years from the date of purchase unless matched to a specific obligation or debt of the District, and must be purchased with the expectation that it will be held to maturity.

**BUCKEYE JOINT VOCATIONAL SCHOOL DISTRICT
TUSCARAWAS COUNTY, OHIO**

**NOTES TO THE BASIC FINANCIAL STATEMENTS
FOR THE FISCAL YEAR ENDED JUNE 30, 2020**

NOTE 4 - DEPOSITS AND INVESTMENTS - (Continued)

Investments may only be made through specified dealers and institutions. Payment for investments may be made only upon delivery of the securities representing the investments to the Treasurer or qualified trustee or, if the securities are not represented by a certificate, upon receipt of confirmation of transfer from the custodian.

A. Cash on Hand

At fiscal year end, the District had \$330 in undeposited cash on hand which is included on the financial statements of the District as part of "equity in pooled cash and investments."

B. Cash with Fiscal Agent

The District is self-insured through a fiscal agent. The money held by the fiscal agent cannot be identified as an investment or deposit, since it is held in a pool made up of numerous participants. The amount held by the fiscal agent at June 30, 2020 was \$1,038,280. This amount is not included in the "deposits" or "investments" reported below.

C. Deposits with Financial Institutions

At June 30, 2020, the carrying amount of all District deposits was \$8,266,098 and the bank balance of all District deposits was \$8,330,599. Of the bank balance, \$4,651,932 was exposed to custodial risk as discussed below because those deposits were uninsured and uncollateralized and \$3,678,667 was covered by the FDIC.

Custodial credit risk is the risk that, in the event of bank failure, the District will not be able to recover deposits or collateral securities that are in the possession of an outside party. The District has no deposit policy for custodial credit risk beyond the requirements of State statute. Ohio law requires that deposits either be insured or protected by (1) eligible securities pledged to the District and deposited with a qualified trustee by the financial institution as security for repayment whose fair value at all times shall be at least 105 percent of the deposits being secured, or (2) participation in the Ohio Pooled Collateral System (OPCS), a collateral pool of eligible securities deposited with a qualified trustee and pledged to the Treasurer of State to secure the repayment of all public monies deposited in the financial institution. OPCS requires the total fair value of the securities pledged to be 102 percent of the deposits being secured or a rate set by the Treasurer of State. For fiscal year 2020, the District's financial institutions were approved for a reduced collateral rate of 102 percent through the OPCS. Although all statutory requirements for the deposit of money had been followed, noncompliance with Federal requirements could potentially subject the District to a successful claim by the FDIC.

**BUCKEYE JOINT VOCATIONAL SCHOOL DISTRICT
TUSCARAWAS COUNTY, OHIO**

NOTES TO THE BASIC FINANCIAL STATEMENTS
FOR THE FISCAL YEAR ENDED JUNE 30, 2020

NOTE 4 - DEPOSITS AND INVESTMENTS - (Continued)

D. Investments

As of June 30, 2020, the District had the following investments and maturities:

Measurement/ Investment type	Measurement Value	Investment Maturities				
		6 months or less	7 to 12 months	13 to 18 months	19 to 24 months	Greater than 24 months
<i>Fair value:</i>						
FFCB	\$ 1,746,340	\$ -	\$ -	\$ -	\$ 479,185	\$ 1,267,155
FHLMC	1,545,145	-	-	-	249,952	1,295,193
FHLB	1,601,756	-	1,023,744	-	-	578,012
Negotiable CDs	8,000,645	527,414	2,307,666	1,265,058	1,532,803	2,367,704
U.S. Treasury bill	1,050,959	-	-	1,050,959	-	-
Money Market	11,515	11,515	-	-	-	-
<i>Amortized cost:</i>						
STAR Ohio	<u>1,603,295</u>	<u>1,603,295</u>	-	-	-	-
Total	<u>\$ 15,559,655</u>	<u>\$ 2,142,224</u>	<u>\$ 3,331,410</u>	<u>\$ 2,316,017</u>	<u>\$ 2,261,940</u>	<u>\$ 5,508,064</u>

The weighted average maturity of investments is 1.75 years.

The District's investments in federal agency securities, negotiable certificates of deposit, U.S. Treasury bills and money markets are valued using quoted market prices that are not considered to be active, dealer quotations or alternative pricing sources for similar assets or liabilities for which all significant inputs are observable, either directly or indirectly (Level 2 inputs).

Interest Rate Risk: As a means of limiting its exposure to fair value losses arising from rising interest rates and according to State law, the District's investment policy limits investment portfolio maturities to five years or less.

Credit Risk: The District's investments in federal agency securities and U.S. Treasury bills were rated AA+ and Aaa by Standard and Poor's and Moody's Investor Services, respectively. The money market and negotiable CDs were not rated. The negotiable CDs were fully covered by the FDIC. The District's investment policy does not specifically address credit risk beyond requiring the District to only invest in securities authorized by State statute.

Custodial Credit Risk: For an investment, custodial credit risk is the risk that, in the event of the failure of the counterparty, the District will not be able to recover the value of its investments or collateral securities that are in the possession of an outside party. The federal agency securities and U.S. Treasury bills are exposed to custodial credit risk in that they are uninsured, unregistered and held by the counterparty's trust department or agent, but not in the District's name. The District has no investment policy dealing with investment custodial risk beyond the requirement in State statute that prohibits payment for investments prior to the delivery of the securities representing such investments to the Treasurer or qualified trustee.

**BUCKEYE JOINT VOCATIONAL SCHOOL DISTRICT
TUSCARAWAS COUNTY, OHIO**

NOTES TO THE BASIC FINANCIAL STATEMENTS
FOR THE FISCAL YEAR ENDED JUNE 30, 2020

NOTE 4 - DEPOSITS AND INVESTMENTS - (Continued)

Concentration of Credit Risk: The District places no limit on the amount that may be invested in any one issuer. The following table includes the percentage of each investment type held by the District at June 30, 2020:

<u>Measurement/ Investment type</u>	<u>Measurement Value</u>	<u>% to Total</u>
<i>Fair value:</i>		
FFCB	\$ 1,746,340	11.22
FHLMC	1,545,145	9.93
FHLB	1,601,756	10.29
Negotiable CDs	8,000,645	51.42
U.S. Treasury bill	1,050,959	6.75
Money Market	11,515	0.07
<i>Amortized cost:</i>		
STAR Ohio	<u>1,603,295</u>	<u>10.32</u>
Total	<u>\$ 15,559,655</u>	<u>100.00</u>

E. Reconciliation of Cash and Investments to the Statement of Net Position

The following is a reconciliation of cash and investments as reported in the note above to cash and investments as reported on the statement of net position as of June 30, 2020:

<u>Cash and investments per note</u>	
Carrying amount of deposits	\$ 8,266,098
Investments	15,559,655
Cash with fiscal agent	1,038,280
Cash on hand	<u>330</u>
Total	<u>\$ 24,864,363</u>
 <u>Cash and investments per statement of net position</u>	
Governmental activities	<u>\$ 24,864,363</u>

NOTE 5 - INTERFUND TRANSACTIONS

Long-term interfund loans consisted of the following at June 30, 2020, as reported on the fund statements:

<u>Receivable fund</u>	<u>Payable fund</u>	<u>Amount</u>
General	Nonmajor governmental	<u>\$ 10,000</u>

The primary purpose of the loan is to cover costs in specific funds where revenues were not received by June 30. These interfund balances will be repaid once the anticipated revenues are received.

**BUCKEYE JOINT VOCATIONAL SCHOOL DISTRICT
TUSCARAWAS COUNTY, OHIO**

NOTES TO THE BASIC FINANCIAL STATEMENTS
FOR THE FISCAL YEAR ENDED JUNE 30, 2020

NOTE 6 - PROPERTY TAXES

Property taxes are levied and assessed on a calendar year basis while the District fiscal year runs from July through June. First half tax collections are received by the District in the second half of the fiscal year. Second half tax distributions occur in the first half of the following fiscal year.

Property taxes include amounts levied against all real property and public utility property. Real property tax revenues received in calendar year 2020 represent the collection of calendar year 2019 taxes. Real property taxes received in calendar year 2020 were levied after April 1, 2019, on the assessed values as of January 1, 2019, the lien date. Assessed values for real property taxes are established by State statute at 35 percent of appraised fair value. Real property taxes are payable annually or semiannually. If paid annually, payment is due December 31; if paid semiannually, the first payment is due December 31, with the remainder payable by June 20. Under certain circumstances, State statute permits alternate payment dates to be established. Public utility property tax revenues received in calendar year 2020 represent the collection of calendar year 2019 taxes. Public utility real and personal property taxes received in calendar year 2020 became a lien on December 31, 2018, were levied after April 1, 2019, and are collected with real property taxes. Public utility real property is assessed at 35 percent of true value; public utility tangible personal property is currently assessed at varying percentages of true value.

The District receives property taxes from Tuscarawas, Carroll, Harrison, Stark, Holmes, Wayne, Coshocton and Guernsey Counties. The County Auditors periodically advance to the District its portion of the taxes collected. Second-half real property tax payments collected by the County by June 30, 2020, are available to finance fiscal year 2020 operations. The amount available as an advance at June 30, 2020 was \$842,090 in the general fund and \$63,618 in the building fund. This amount is recorded as revenue. The amount available for advance at June 30, 2019 was \$552,170 in the general fund and \$42,633 in the building fund (a nonmajor governmental fund). The amount of second-half real property taxes available for advance at fiscal year-end can vary based on the date the tax bills are sent.

Accrued property taxes receivable includes real property, public utility property and delinquent tangible personal property taxes which are measurable as of June 30, 2020 and for which there is an enforceable legal claim. Although total property tax collections for the next fiscal year are measurable, only the amount of real property taxes available as an advance at June 30 was levied to finance current fiscal year operations and is reported as revenue at fiscal year-end. The portion of the receivable not levied to finance current fiscal year operations is offset by a credit to deferred inflows.

On the accrual basis of accounting, collectible delinquent property taxes have been recorded as a receivable and revenue, while on a modified accrual basis of accounting the revenue has been reported as a deferred inflow.

The assessed values upon which the fiscal year 2020 taxes were collected are:

	2019 Second Half Collections		2020 First Half Collections	
	<u>Amount</u>	<u>Percent</u>	<u>Amount</u>	<u>Percent</u>
Agricultural/residential and other real estate	\$ 2,894,928,020	84.38	\$ 3,187,667,450	79.20
Public utility personal	<u>535,993,970</u>	<u>15.62</u>	<u>837,116,990</u>	<u>20.80</u>
Total	<u>\$ 3,430,921,990</u>	<u>100.00</u>	<u>\$ 4,024,784,440</u>	<u>100.00</u>
Tax rate per \$1,000 of assessed valuation	\$2.80		\$2.80	

**BUCKEYE JOINT VOCATIONAL SCHOOL DISTRICT
TUSCARAWAS COUNTY, OHIO**

NOTES TO THE BASIC FINANCIAL STATEMENTS
FOR THE FISCAL YEAR ENDED JUNE 30, 2020

NOTE 7 - RECEIVABLES

Receivables at June 30, 2020 consisted of property taxes, accounts (billings for user charged services and student fees), accrued interest and intergovernmental grants and entitlements. All receivables are considered collectible in full due to the ability to foreclose for the nonpayment of taxes, the stable condition of State programs and the current year guarantee of federal funds. A summary of the principal items of receivables reported on the statement of net position follows:

Governmental activities:

Property Taxes	\$ 7,795,401
Accounts	104,863
Accrued interest	48,561
Intergovernmental	<u>56,102</u>
 Total receivables	 <u><u>\$ 8,004,927</u></u>

Receivables have been disaggregated on the face of the basic financial statements. All receivables are expected to be collected within the subsequent year.

NOTE 8 - CAPITAL ASSETS

Capital asset activity for the fiscal year ended June 30, 2020, was as follows:

	Balance 6/30/19	Additions	Deductions	Balance 6/30/20
Governmental activities:				
Capital assets, not being depreciated:				
Land	\$ 764,540	\$ -	\$ -	\$ 764,540
Construction in progress	<u>835,875</u>	<u>2,884,639</u>	<u>-</u>	<u>3,720,514</u>
Total capital assets, not being depreciated	<u>1,600,415</u>	<u>2,884,639</u>	<u>-</u>	<u>4,485,054</u>
Capital assets, being depreciated:				
Land improvements	2,016,813	-	-	2,016,813
Buildings and improvements	15,107,584	54,094	-	15,161,678
Furniture and equipment	7,276,815	470,367	(208,358)	7,538,824
Vehicles	<u>510,216</u>	<u>-</u>	<u>-</u>	<u>510,216</u>
Total capital assets, being depreciated	<u>24,911,428</u>	<u>524,461</u>	<u>(208,358)</u>	<u>25,227,531</u>
Less: accumulated depreciation:				
Land improvements	(1,020,439)	(60,377)	-	(1,080,816)
Buildings and improvements	(10,942,183)	(212,859)	-	(11,155,042)
Furniture and equipment	(5,591,587)	(305,878)	54,916	(5,842,549)
Vehicles	<u>(507,452)</u>	<u>(2,764)</u>	<u>-</u>	<u>(510,216)</u>
Total accumulated depreciation	<u>(18,061,661)</u>	<u>(581,878)</u>	<u>54,916</u>	<u>(18,588,623)</u>
Governmental activities capital assets, net	<u><u>\$ 8,450,182</u></u>	<u><u>\$ 2,827,222</u></u>	<u><u>\$ (153,442)</u></u>	<u><u>\$ 11,123,962</u></u>

**BUCKEYE JOINT VOCATIONAL SCHOOL DISTRICT
TUSCARAWAS COUNTY, OHIO**

NOTES TO THE BASIC FINANCIAL STATEMENTS
FOR THE FISCAL YEAR ENDED JUNE 30, 2020

NOTE 8 - CAPITAL ASSETS – (Continued)

Depreciation expense was charged to governmental functions as follows:

Instruction:	
Regular	\$ 8,178
Special	620
Vocational	529,966
Adult/continuing education	27,166
Support Services:	
Instructional staff	3,040
Administration	214
Operations and maintenance	11,337
Operation of non-instructional	110
Extracurricular activities	<u>1,247</u>
Total depreciation expense	<u>\$ 581,878</u>

NOTE 9 - CAPITALIZED LEASES - LESSEE DISCLOSURE

In a previous and in the current year, the District entered into a capitalized lease for copier equipment. This lease agreement meets the criteria of capital lease as defined by generally accepted accounting principles, which defines a capital lease generally as one which transfers benefits and risks of ownership to the lessee. Capital lease payments have been reclassified and are reflected as debt service expenditures in the financial statements for the governmental funds. These expenditures are reported as function expenditures on the budgetary statements.

Capital assets consisting of copier equipment have been capitalized in the amount of \$231,485. This amount represents the present value of the minimum lease payments at the time of acquisition. Accumulated depreciation as of June 30, 2020 was \$130,543, leaving a current book value of \$100,942. A corresponding liability is recorded in the government-wide financial statements. Principal payments in fiscal year 2020 totaled \$20,288 paid by the general fund.

The following is a schedule of the future long-term minimum lease payments required under the capital lease and the present value of the future minimum lease payments as of June 30, 2020:

<u>Fiscal Year Ending June 30</u>	<u>Amount</u>
2021	\$ 17,736
2022	17,736
2023	17,736
2024	17,736
2025	<u>1,478</u>
Total minimum lease payments	72,422
Less: amount representing interest	<u>(7,038)</u>
Total	<u>\$ 65,384</u>

**BUCKEYE JOINT VOCATIONAL SCHOOL DISTRICT
TUSCARAWAS COUNTY, OHIO**

NOTES TO THE BASIC FINANCIAL STATEMENTS
FOR THE FISCAL YEAR ENDED JUNE 30, 2020

NOTE 10 - LONG-TERM OBLIGATIONS

A. The changes in the District's long-term obligations during the year consist of the following:

	Balance			Balance	Amounts
	<u>6/30/19</u>	<u>Additions</u>	<u>Reductions</u>	<u>6/30/20</u>	<u>Due in</u> <u>One Year</u>
Governmental activities:					
Sick leave	\$ 773,684	\$ 61,515	\$ (13,419)	\$ 821,780	\$ -
Net pension liability	17,275,846	284,215	(59,318)	17,500,743	-
Net OPEB liability	1,681,269	-	(259,145)	1,422,124	-
Capital lease obligation	<u>7,609</u>	<u>78,063</u>	<u>(20,288)</u>	<u>65,384</u>	<u>14,803</u>
Total governmental activities long-term liabilities	<u>\$ 19,738,408</u>	<u>\$ 423,793</u>	<u>\$ (352,170)</u>	<u>\$ 19,810,031</u>	<u>\$ 14,803</u>

Sick leave will be paid from the fund from which the employee is paid, which is primarily the general fund, adult education fund (a nonmajor governmental fund), adult basic education fund (a nonmajor governmental fund) and the food service fund (a nonmajor governmental fund).

Net Pension Liability - See Note 13 for detail on the District's net pension liability. The District pays obligation related to employee compensation from the fund benefitting from their service.

Net OPEB Liability/Asset - See Note 14 for detail on the District's net OPEB liability/asset. The District pays obligation related to employee compensation from the fund benefitting from their service.

Capital lease obligation: See Note 9 for detail on the District's capital lease obligation.

B. Legal Debt Margin

The Ohio Revised Code provides that voted net general obligation debt of the District shall never exceed 9% of the total assessed valuation of the District. The code further provides that unvoted indebtedness shall not exceed 1/10 of 1% of the property valuation of the District. The code additionally states that unvoted indebtedness related to energy conservation debt shall not exceed 9/10 of 1% of the property valuation of the District. The assessed valuation used in determining the District's legal debt margin has been modified by House Bill 530 which became effective March 30, 2006. In accordance with House Bill 530, the assessed valuation used in the District's legal debt margin calculation excluded tangible personal property used in business, telephone or telegraph property, interexchange telecommunications company property, and personal property owned or leased by a railroad company and used in railroad operations. The effects of these debt limitations at June 30, 2020, are a voted debt margin of \$286,890,071 and an unvoted debt margin of \$3,187,667.

**BUCKEYE JOINT VOCATIONAL SCHOOL DISTRICT
TUSCARAWAS COUNTY, OHIO**

**NOTES TO THE BASIC FINANCIAL STATEMENTS
FOR THE FISCAL YEAR ENDED JUNE 30, 2020**

NOTE 11 - RISK MANAGEMENT

A. Property and Liability

The District is exposed to various risks of loss related to torts; thefts of, damage to, and destruction of assets; errors and omissions; injuries to employees and natural disasters. During fiscal year 2020, the District contracted with Ohio Casualty Insurance Company for property and general liability insurance. The Netherlands Insurance Company also covers commercial property, crime, inland marine, and boiler and machinery with a blanket \$57,237,871 insured value and a \$1,000 deductible.

Professional liability is provided by the Ohio School Plan with \$3,000,000 single occurrence and a \$5,000,000 aggregate limit and no deductible. Vehicles are covered by Consolidated Insurance Company with comprehensive coverage and a \$250 deductible for collision. Automobile liability has a \$1,000,000 combined single limit of liability.

Settled claims have not exceeded this commercial coverage in any of the last three years and there have been no significant reductions in insurance coverage from last year.

B. Workers' Compensation

For fiscal year 2020, the District participated in the Ohio School Boards Association Workers' Compensation Group Rating Plan (GRP), an insurance purchasing pool (Note 2.A.). The intent of the GRP is to achieve the benefit of a reduced premium for the District by virtue of its grouping and representation with other participants in the GRP. The workers' compensation experience of the participating Districts is calculated as on experience and a common premium rate is applied to all Districts in the GRP. Each participant pays its workers' compensation premium to the State based on the rate for the group rather than its individual rate. Total savings are then calculated and each participant's individual performance is compared to the overall savings percentage of the GRP. Participation in the GRP is limited to Districts that can meet the GRP's selection criteria. The firm of CompManagement provides administrative, cost control and actuarial services to the GRP.

NOTE 12 - OTHER EMPLOYEE BENEFITS

A. Compensated Absences

The criteria for determining vested vacation and sick leave benefits are derived from negotiated agreements and State laws. Classified employees and administrators earn ten to twenty days of vacation per year, depending on the length of service. Vacation days are credited to the classified employees on September 1 of each year. Vacation cannot be carried forward. Accumulated unused vacation time is paid to classified employees upon termination of employment. Teachers do not earn vacation time. Teachers, administrators and classified employees earn sick leave at a rate of one and one-fourth days per month. Sick leave can be accumulated to a maximum of 225 days. Upon retirement, payment is made for 28 percent of the total sick leave accumulation, up to a maximum accumulation of 63 days severance pay at the daily rate of the employee.

**BUCKEYE JOINT VOCATIONAL SCHOOL DISTRICT
TUSCARAWAS COUNTY, OHIO**

NOTES TO THE BASIC FINANCIAL STATEMENTS
FOR THE FISCAL YEAR ENDED JUNE 30, 2020

NOTE 12 - OTHER EMPLOYEE BENEFITS – (Continued)

B. Employee Group Medical/Surgical, Dental and Vision Insurance

Medical/surgical, dental and vision insurance is offered to employees through a self-insurance internal service fund. The District is a member of the JHP Health Benefits Program. The claims liability of \$167,276 reported in the internal service fund at June 30, 2020 is based on an estimate provided by the third party administrator and the requirements of GASB Statement No. 10, “Accounting and Financial Reporting for Risk Financing and Related Insurance Issues”, as amended by GASB Statement No. 30, “Risk Financing Omnibus”, which requires that a liability for unpaid claim costs, including estimates of costs relating to incurred, but not reported claims, be accrued at the estimated ultimate cost of settling the claims.

Changes in claims activity are as follows:

<u>Fiscal Year</u>	<u>Balance at Beginning of Year</u>	<u>Current Year Claims</u>	<u>Claim Payments</u>	<u>Balance at End of Year</u>
2020	\$ 238,920	\$ 1,282,921	\$ (1,354,565)	\$ 167,276
2019	259,161	1,885,295	(1,905,536)	238,920

C. Life Insurance

The District provides life insurance and accidental death and dismemberment insurance to most employees through Healthsmart and Fort Dearborn Life in the amount of \$50,000.

NOTE 13 - DEFINED BENEFIT PENSION PLANS

Net Pension Liability

The net pension liability reported on the statement of net position represents a liability to employees for pensions. Pensions are a component of exchange transactions—between an employer and its employees—of salaries and benefits for employee services. Pensions are provided to an employee—on a deferred-payment basis—as part of the total compensation package offered by an employer for employee services each financial period. The obligation to sacrifice resources for pensions is a present obligation because it was created as a result of employment exchanges that already have occurred.

The net pension liability represents the District’s proportionate share of each pension plan’s collective actuarial present value of projected benefit payments attributable to past periods of service, net of each pension plan’s fiduciary net position. The net pension liability calculation is dependent on critical long-term variables, including estimated average life expectancies, earnings on investments, cost of living adjustments and others. While these estimates use the best information available, unknowable future events require adjusting this estimate annually.

The Ohio Revised Code limits the District’s obligation for this liability to annually required payments. The District cannot control benefit terms or the manner in which pensions are financed; however, the District does receive the benefit of employees’ services in exchange for compensation including pension.

GASB 68 assumes the liability is solely the obligation of the employer, because (1) they benefit from employee services; and (2) State statute requires all funding to come from these employers. All contributions to date have come solely from these employers (which also includes costs paid in the form of withholdings from employees). State statute requires the pension plans to amortize unfunded liabilities within 30 years. If the amortization period exceeds 30 years, each pension plan’s board must propose corrective action to the State legislature.

**BUCKEYE JOINT VOCATIONAL SCHOOL DISTRICT
TUSCARAWAS COUNTY, OHIO**

NOTES TO THE BASIC FINANCIAL STATEMENTS
FOR THE FISCAL YEAR ENDED JUNE 30, 2020

NOTE 13 - DEFINED BENEFIT PENSION PLANS - (Continued)

Any resulting legislative change to benefits or funding could significantly affect the net pension liability. Resulting adjustments to the net pension liability would be effective when the changes are legally enforceable.

The proportionate share of each plan’s unfunded benefits is presented as a long-term *net pension liability* on the accrual basis of accounting. Any liability for the contractually-required pension contribution outstanding at the end of the year is included in pension and postemployment benefits payable on both the accrual and modified accrual bases of accounting.

Plan Description - School Employees Retirement System (SERS)

Plan Description - The District non-teaching employees participate in SERS, a cost-sharing multiple-employer defined benefit pension plan administered by SERS. SERS provides retirement, disability and survivor benefits, annual cost-of-living adjustments, and death benefits to plan members and beneficiaries. Authority to establish and amend benefits is provided by Ohio Revised Code Chapter 3309. SERS issues a publicly available, stand-alone financial report that includes financial statements, required supplementary information and detailed information about SERS’ fiduciary net position. That report can be obtained by visiting the SERS website at www.ohsers.org under Employers/Audit Resources.

Age and service requirements for retirement are as follows:

	Eligible to Retire on or before August 1, 2017 *	Eligible to Retire after August 1, 2017
Full benefits	Age 65 with 5 years of services credit; or Any age with 30 years of service credit	Age 67 with 10 years of service credit; or Age 57 with 30 years of service credit
Actuarially reduced benefits	Age 60 with 5 years of service credit; or Age 55 with 25 years of service credit	Age 62 with 10 years of service credit; or Age 60 with 25 years of service credit

* Members with 25 years of service credit as of August 1, 2017 will be included in this plan.

Annual retirement benefits are calculated based on final average salary multiplied by a percentage that varies based on years of service; 2.2% for the first thirty years of service and 2.5% for years of service credit over 30. Final average salary is the average of the highest three years of salary.

Effective January 1, 2018, SERS cost-of-living adjustment (COLA) changed from a fixed 3% annual increase to one based on the Consumer Price Index (CPI-W) with a cap of 2.5% and a floor of 0%. SERS also has the authority to award or suspend the COLA, or to adjust the COLA above or below CPI-W. SERS suspended the COLA increases for 2018, 2019 and 2020 for current retirees, and confirmed their intent to implement a four-year waiting period for the state of a COLA for future retirees.

Funding Policy - Plan members are required to contribute 10% of their annual covered salary and the District is required to contribute 14% of annual covered payroll. The contribution requirements of plan members and employers are established and may be amended by the SERS’ Retirement Board up to statutory maximum amounts of 10% for plan members and 14% for employers. The Retirement Board, acting with the advice of the actuary, allocates the employer contribution rate among four of the System’s funds (Pension Trust Fund, Death Benefit Fund, Medicare B Fund, and Health Care Fund). For the fiscal year ended June 30, 2020, the allocation to pension, death benefits, and Medicare B was 14.0%.

**BUCKEYE JOINT VOCATIONAL SCHOOL DISTRICT
TUSCARAWAS COUNTY, OHIO**

**NOTES TO THE BASIC FINANCIAL STATEMENTS
FOR THE FISCAL YEAR ENDED JUNE 30, 2020**

NOTE 13 - DEFINED BENEFIT PENSION PLANS - (Continued)

The District's contractually required contribution to SERS was \$292,361 for fiscal year 2020. Of this amount, \$5,314 is reported as pension and postemployment benefits payable.

Plan Description - State Teachers Retirement System (STRS)

Plan Description - Licensed teachers participate in STRS Ohio, a cost-sharing multiple-employer public employee retirement system administered by STRS. STRS provides retirement and disability benefits to members and death and survivor benefits to beneficiaries. STRS issues a stand-alone financial report that includes financial statements, required supplementary information and detailed information about STRS' fiduciary net position. That report can be obtained by writing to STRS, 275 E. Broad St., Columbus, OH 43215-3771, by calling (888) 227-7877, or by visiting the STRS website at www.strsoh.org.

New members have a choice of three retirement plans; a Defined Benefit (DB) Plan, a Defined Contribution (DC) Plan and a Combined Plan. Benefits are established by Ohio Revised Code Chapter 3307. The DB Plan offers an annual retirement allowance based on final average salary multiplied by a percentage that varies based on years of service. Effective August 1, 2015, the calculation will be 2.2% of final average salary for the five highest years of earnings multiplied by all years of service. Effective July 1, 2017, the cost-of-living adjustment was reduced to zero. Members are eligible to retire at age 60 with five years of qualifying service credit, or age 55 with 28 years of service, or 30 years of service regardless of age. Eligibility changes will be phased in until August 1, 2026, when retirement eligibility for unreduced benefits will be five years of service credit and age 65, or 35 years of service credit and at least age 60.

The DC Plan allows members to place all their member contributions and 9.53% of the 14% employer contributions into an investment account. Investment allocation decisions are determined by the member. The remaining 4.47% of the 14% employer rate is allocated to the defined benefit unfunded liability. A member is eligible to receive a retirement benefit at age 50 and termination of employment. The member may elect to receive a lifetime monthly annuity or a lump sum withdrawal.

The Combined Plan offers features of both the DB Plan and the DC Plan. In the Combined Plan, 12% of the 14% member rate goes to the DC Plan and the remaining 2% is applied to the DB Plan. Member contributions to the DC Plan are allocated among investment choices by the member, and contributions to the DB Plan from the employer and the member are used to fund the defined benefit payment at a reduced level from the regular DB Plan. The defined benefit portion of the Combined Plan payment is payable to a member on or after age 60 with five years of service. The defined contribution portion of the account may be taken as a lump sum payment or converted to a lifetime monthly annuity after termination of employment at age 50 or later.

New members who choose the DC Plan or Combined Plan will have another opportunity to reselect a permanent plan during their fifth year of membership. Members may remain in the same plan or transfer to another STRS plan. The optional annuitization of a member's defined contribution account or the defined contribution portion of a member's Combined Plan account to a lifetime benefit results in STRS bearing the risk of investment gain or loss on the account. STRS has therefore included all three plan options as one defined benefit plan for GASB 68 reporting purposes.

A DB or Combined Plan member with five or more years of credited service who is determined to be disabled may qualify for a disability benefit. Eligible survivors of members who die before service retirement may qualify for monthly benefits. New members on or after July 1, 2013, must have at least ten years of qualifying service credit to apply for disability benefits. Members in the DC Plan who become disabled are entitled only to their account balance. If a member of the DC Plan dies before retirement benefits begin, the member's designated beneficiary is entitled to receive the member's account balance.

**BUCKEYE JOINT VOCATIONAL SCHOOL DISTRICT
TUSCARAWAS COUNTY, OHIO**

NOTES TO THE BASIC FINANCIAL STATEMENTS
FOR THE FISCAL YEAR ENDED JUNE 30, 2020

NOTE 13 - DEFINED BENEFIT PENSION PLANS - (Continued)

Funding Policy - Employer and member contribution rates are established by the State Teachers Retirement Board and limited by Chapter 3307 of the Ohio Revised Code. For fiscal year 2019, plan members were required to contribute 14% of their annual covered salary. The District was required to contribute 14%; the entire 14% was the portion used to fund pension obligations. The fiscal year 2019 contribution rates were equal to the statutory maximum rates.

The District's contractually required contribution to STRS was \$1,052,923 for fiscal year 2020. Of this amount, \$129,344 is reported as pension and postemployment benefits payable.

Pension Liabilities, Pension Expense, and Deferred Outflows of Resources and Deferred Inflows of Resources Related to Pensions

The net pension liability was measured as of June 30, 2019, and the total pension liability used to calculate the net pension liability was determined by an actuarial valuation as of that date. The District's proportion of the net pension liability was based on the District's share of contributions to the pension plan relative to the projected contributions of all participating entities.

Following is information related to the proportionate share and pension expense:

	<u>SERS</u>	<u>STRS</u>	<u>Total</u>
Proportion of the net pension liability prior measurement date	0.06308970%	0.06213723%	
Proportion of the net pension liability current measurement date	<u>0.05939900%</u>	<u>0.06306659%</u>	
Change in proportionate share	<u>-0.00369070%</u>	<u>0.00092936%</u>	
Proportionate share of the net pension liability	\$ 3,553,946	\$ 13,946,797	\$ 17,500,743
Pension expense	\$ 532,604	\$ 2,209,568	\$ 2,742,172

At June 30, 2020, the District reported deferred outflows of resources and deferred inflows of resources related to pensions from the following sources:

	<u>SERS</u>	<u>STRS</u>	<u>Total</u>
Deferred outflows of resources			
Differences between expected and actual experience	\$ 90,122	\$ 113,550	\$ 203,672
Changes of assumptions	-	1,638,322	1,638,322
Difference between employer contributions and proportionate share of contributions/ change in proportionate share	42,625	456,509	499,134
Contributions subsequent to the measurement date	<u>292,361</u>	<u>1,052,923</u>	<u>1,345,284</u>
Total deferred outflows of resources	<u>\$ 425,108</u>	<u>\$ 3,261,304</u>	<u>\$ 3,686,412</u>

**BUCKEYE JOINT VOCATIONAL SCHOOL DISTRICT
TUSCARAWAS COUNTY, OHIO**

NOTES TO THE BASIC FINANCIAL STATEMENTS
FOR THE FISCAL YEAR ENDED JUNE 30, 2020

NOTE 13 - DEFINED BENEFIT PENSION PLANS - (Continued)

	<u>SERS</u>	<u>STRS</u>	<u>Total</u>
Deferred inflows of resources			
Differences between expected and actual experience	\$ -	\$ 60,374	\$ 60,374
Net difference between projected and actual earnings on pension plan investments	45,616	681,643	727,259
Difference between employer contributions and proportionate share of contributions/ change in proportionate share	<u>121,223</u>	<u>-</u>	<u>121,223</u>
Total deferred inflows of resources	<u>\$ 166,839</u>	<u>\$ 742,017</u>	<u>\$ 908,856</u>

\$1,345,284 reported as deferred outflows of resources related to pension resulting from District contributions subsequent to the measurement date will be recognized as a reduction of the net pension liability in the year ending June 30, 2021.

Other amounts reported as deferred outflows of resources and deferred inflows of resources related to pension will be recognized in pension expense as follows:

	<u>SERS</u>	<u>STRS</u>	<u>Total</u>
Fiscal Year Ending June 30:			
2021	\$ 61,303	\$ 1,039,728	\$ 1,101,031
2022	(118,228)	303,366	185,138
2023	(3,035)	11,536	8,501
2024	<u>25,868</u>	<u>111,734</u>	<u>137,602</u>
Total	<u>\$ (34,092)</u>	<u>\$ 1,466,364</u>	<u>\$ 1,432,272</u>

Actuarial Assumptions - SERS

SERS' total pension liability was determined by their actuaries in accordance with GASB Statement No. 67, as part of their annual actuarial valuation for each defined benefit retirement plan. Actuarial valuations of an ongoing plan involve estimates of the value of reported amounts (e.g., salaries, credited service) and assumptions about the probability of occurrence of events far into the future (e.g., mortality, disabilities, retirements, employment termination). Actuarially determined amounts are subject to continual review and potential modifications, as actual results are compared with past expectations and new estimates are made about the future.

Projections of benefits for financial reporting purposes are based on the substantive plan (the plan as understood by the employers and plan members) and include the types of benefits provided at the time of each valuation and the historical pattern of sharing benefit costs between the employers and plan members to that point. The projection of benefits for financial reporting purposes does not explicitly incorporate the potential effects of legal or contractual funding limitations.

Actuarial calculations reflect a long-term perspective. For a newly hired employee, actuarial calculations will take into account the employee's entire career with the employer and also take into consideration the benefits, if any, paid to the employee after termination of employment until the death of the employee and any applicable contingent annuitant. In many cases actuarial calculations reflect several decades of service with the employer and the payment of benefits after termination.

**BUCKEYE JOINT VOCATIONAL SCHOOL DISTRICT
TUSCARAWAS COUNTY, OHIO**

NOTES TO THE BASIC FINANCIAL STATEMENTS
FOR THE FISCAL YEAR ENDED JUNE 30, 2020

NOTE 13 - DEFINED BENEFIT PENSION PLANS - (Continued)

Key methods and assumptions used in calculating the total pension liability in the latest actuarial valuation, prepared as of June 30, 2019, are presented below:

Wage inflation	3.00%
Future salary increases, including inflation	3.50% to 18.20%
COLA or ad hoc COLA	2.50%
Investment rate of return	7.50% net of investments expense, including inflation
Actuarial cost method	Entry age normal (level percent of payroll)

For 2019, the mortality rates were based on the RP-2014 Blue Collar Mortality Table with fully generational projection and a five-year age set-back for both males and females. Mortality among service retired members, and beneficiaries were based upon the RP-2014 Blue Collar Mortality Table with fully generational projection with Scale BB, 120% of male rates, and 110% of female rates. Mortality among disabled members was based upon the RP-2000 Disabled Mortality Table, 90% for male rates and 100% for female rates, set back five years is used for the period after disability retirement.

The most recent experience study was completed for the five year period ended June 30, 2015.

The long-term return expectation for the Pension Plan Investments has been determined using a building-block approach and assumes a time horizon, as defined in SERS' *Statement of Investment Policy*. A forecasted rate of inflation serves as the baseline for the return expectation. Various real return premiums over the baseline inflation rate have been established for each asset class. The long-term expected nominal rate of return has been determined by calculating a weighted average of the expected real return premiums for each asset class, adding the projected inflation rate, and adding the expected return from rebalancing uncorrelated asset classes.

The target allocation and best estimates of arithmetic real rates of return for each major assets class are summarized in the following table:

Asset Class	Target Allocation	Long-Term Expected Real Rate of Return
Cash	1.00 %	0.50 %
US Equity	22.50	4.75
International Equity	22.50	7.00
Fixed Income	19.00	1.50
Private Equity	10.00	8.00
Real Assets	15.00	5.00
Multi-Asset Strategies	10.00	3.00
Total	<u>100.00 %</u>	

Discount Rate - The total pension liability was calculated using the discount rate of 7.50%. The projection of cash flows used to determine the discount rate assumed the contributions from employers and from the members would be computed based on contribution requirements as stipulated by State statute. Projected inflows from investment earning were calculated using the long-term assumed investment rate of return (7.50%). Based on those assumptions, the plan's fiduciary net position was projected to be available to make all future benefit payments of current plan members. Therefore, the long-term expected rate of return on pension plan investments was applied to all periods of projected benefits to determine the total pension liability.

**BUCKEYE JOINT VOCATIONAL SCHOOL DISTRICT
TUSCARAWAS COUNTY, OHIO**

NOTES TO THE BASIC FINANCIAL STATEMENTS
FOR THE FISCAL YEAR ENDED JUNE 30, 2020

NOTE 13 - DEFINED BENEFIT PENSION PLANS - (Continued)

Sensitivity of the District's Proportionate Share of the Net Pension Liability to Changes in the Discount Rate - Net pension liability is sensitive to changes in the discount rate, and to illustrate the potential impact the following table presents the net pension liability calculated using the discount rate of 7.50%, as well as what each plan's net pension liability would be if it were calculated using a discount rate that is one percentage point lower (6.50%), or one percentage point higher (8.50%) than the current rate.

	1% Decrease	Current Discount Rate	1% Increase
District's proportionate share of the net pension liability	\$ 4,980,349	\$ 3,553,946	\$ 2,357,729

Actuarial Assumptions - STRS

Key methods and assumptions used in the latest actuarial valuation, reflecting experience study results used in the July 1, 2019, actuarial valuation are presented below:

	July 1, 2019
Inflation	2.50%
Projected salary increases	12.50% at age 20 to 2.50% at age 65
Investment rate of return	7.45%, net of investment expenses, including inflation
Payroll increases	3.00%
Cost-of-living adjustments (COLA)	0.00%

For the July 1, 2019, actuarial valuation, post-retirement mortality rates for healthy retirees are based on the RP-2014 Annuitant Mortality Table with 50% of rates through age 69, 70% of rates between ages 70 and 79, 90% of rates between ages 80 and 84, and 100% of rates thereafter, projected forward generationally using mortality improvement scale MP-2016. Post-retirement disabled mortality rates are based on the RP-2014 Disabled Mortality Table with 90% of rates for males and 100% of rates for females, projected forward generationally using mortality improvement scale MP-2016. Pre-retirement mortality rates are based on RP-2014 Employee Mortality Table, projected forward generationally using mortality improvement scale MP-2016.

Actuarial assumptions used in the July 1, 2019 valuation are based on the results of an actuarial experience study for the period July 1, 2011 through June 30, 2016.

**BUCKEYE JOINT VOCATIONAL SCHOOL DISTRICT
TUSCARAWAS COUNTY, OHIO**

NOTES TO THE BASIC FINANCIAL STATEMENTS
FOR THE FISCAL YEAR ENDED JUNE 30, 2020

NOTE 13 - DEFINED BENEFIT PENSION PLANS - (Continued)

STRS Ohio's investment consultant develops an estimate range for the investment return assumption based on the target allocation adopted by the Retirement Board. The target allocation and long-term expected rate of return for each major asset class are summarized as follows:

<u>Asset Class</u>	<u>Target Allocation*</u>	<u>Long-Term Expected Real Rate of Return **</u>
Domestic Equity	28.00 %	7.35 %
International Equity	23.00	7.55
Alternatives	17.00	7.09
Fixed Income	21.00	3.00
Real Estate	10.00	6.00
Liquidity Reserves	1.00	2.25
Total	<u>100.00 %</u>	

*Target weights will be phased in over a 24-month period concluding on July 1, 2019.

**10-Year geometric nominal returns, which include the real rate of return and inflation of 2.25% and does not include investment expenses. Over a 30-year period, STRS' investment consultant indicates that the above target allocations should generate a return above the actuarial rate of return, without net value added by management.

Discount Rate - The discount rate used to measure the total pension liability was 7.45% as of June 30, 2019. The projection of cash flows used to determine the discount rate assumes member and employer contributions will be made at the statutory contribution rates in accordance with rate increases described above. For this purpose, only employer contributions that are intended to fund benefits of current plan members and their beneficiaries are included. Projected employer contributions that are intended to fund the service costs of future plan members and their beneficiaries, as well as projected contributions from future plan members, are not included. Based on those assumptions, STRS' fiduciary net position was projected to be available to make all projected future benefit payments to current plan members as of June 30, 2019. Therefore, the long-term expected rate of return on pension plan investments of 7.45% was applied to all periods of projected benefit payment to determine the total pension liability as of June 30, 2019.

Sensitivity of the District's Proportionate Share of the Net Pension Liability to Changes in the Discount Rate - The following table presents the District's proportionate share of the net pension liability calculated using the current period discount rate assumption of 7.45%, as well as what the District's proportionate share of the net pension liability would be if it were calculated using a discount rate that is one-percentage-point lower (6.45%) or one-percentage-point higher (8.45%) than the current rate:

	<u>1% Decrease</u>	<u>Current Discount Rate</u>	<u>1% Increase</u>
District's proportionate share of the net pension liability	\$ 20,381,691	\$ 13,946,797	\$ 8,499,331

**BUCKEYE JOINT VOCATIONAL SCHOOL DISTRICT
TUSCARAWAS COUNTY, OHIO**

NOTES TO THE BASIC FINANCIAL STATEMENTS
FOR THE FISCAL YEAR ENDED JUNE 30, 2020

NOTE 14 - DEFINED BENEFIT OPEB PLANS

Net OPEB Liability/Asset

The net OPEB liability/asset reported on the statement of net position represents a liability/asset to employees for OPEB. OPEB is a component of exchange transactions—between an employer and its employees—of salaries and benefits for employee services. OPEB are provided to an employee—on a deferred-payment basis—as part of the total compensation package offered by an employer for employee services each financial period. The obligation to sacrifice resources for OPEB is a present obligation because it was created as a result of employment exchanges that already have occurred.

The net OPEB liability/asset represents the District's proportionate share of each OPEB plan's collective actuarial present value of projected benefit payments attributable to past periods of service, net of each OPEB plan's fiduciary net position. The net OPEB liability/asset calculation is dependent on critical long-term variables, including estimated average life expectancies, earnings on investments, cost of living adjustments and others. While these estimates use the best information available, unknowable future events require adjusting these estimates annually.

The Ohio Revised Code limits the District's obligation for this liability to annually required payments. The District cannot control benefit terms or the manner in which OPEB are financed; however, the District does receive the benefit of employees' services in exchange for compensation including OPEB.

GASB 75 assumes the liability is solely the obligation of the employer, because they benefit from employee services. OPEB contributions come from these employers and health care plan enrollees which pay a portion of the health care costs in the form of a monthly premium. The Ohio Revised Code permits, but does not require, the retirement systems to provide healthcare to eligible benefit recipients. Any change to benefits or funding could significantly affect the net OPEB liability/asset. Resulting adjustments to the net OPEB liability/asset would be effective when the changes are legally enforceable. The retirement systems may allocate a portion of the employer contributions to provide for these OPEB benefits.

The proportionate share of each plan's unfunded/funded benefits is presented as a long-term *net OPEB liability* or *net OPEB asset* on the accrual basis of accounting. Any liability for the contractually-required OPEB contribution outstanding at the end of the year is included in pension and postemployment benefits payable on both the accrual and modified accrual bases of accounting.

Plan Description - School Employees Retirement System (SERS)

Health Care Plan Description - The District contributes to the SERS Health Care Fund, administered by SERS for non-certificated retirees and their beneficiaries. For GASB 75 purposes, this plan is considered a cost-sharing other postemployment benefit (OPEB) plan. SERS' Health Care Plan provides healthcare benefits to eligible individuals receiving retirement, disability, and survivor benefits, and to their eligible dependents. Members who retire after June 1, 1986, need 10 years of service credit, exclusive of most types of purchased credit, to qualify to participate in SERS' health care coverage. In addition to age and service retirees, disability benefit recipients and beneficiaries who are receiving monthly benefits due to the death of a member or retiree, are eligible for SERS' health care coverage. Most retirees and dependents choosing SERS' health care coverage are over the age of 65 and therefore enrolled in a fully insured Medicare Advantage plan; however, SERS maintains a traditional, self-insured preferred provider organization for its non-Medicare retiree population. For both groups, SERS offers a self-insured prescription drug program. Health care is a benefit that is permitted, not mandated, by statute. The financial report of the Plan is included in the SERS Comprehensive Annual Financial Report which can be obtained on SERS' website at www.ohsers.org under Employers/Audit Resources.

**BUCKEYE JOINT VOCATIONAL SCHOOL DISTRICT
TUSCARAWAS COUNTY, OHIO**

**NOTES TO THE BASIC FINANCIAL STATEMENTS
FOR THE FISCAL YEAR ENDED JUNE 30, 2020**

NOTE 14 - DEFINED BENEFIT OPEB PLANS - (Continued)

Access to health care for retirees and beneficiaries is permitted in accordance with Section 3309 of the Ohio Revised Code. The Health Care Fund was established and is administered in accordance with Internal Revenue Code Section 105(e). SERS' Retirement Board reserves the right to change or discontinue any health plan or program. Active employee members do not contribute to the Health Care Plan. The SERS Retirement Board established the rules for the premiums paid by the retirees for health care coverage for themselves and their dependents or for their surviving beneficiaries. Premiums vary depending on the plan selected, qualified years of service, Medicare eligibility, and retirement status.

Funding Policy - State statute permits SERS to fund the health care benefits through employer contributions. Each year, after the allocation for statutorily required pensions and benefits, the Retirement Board may allocate the remainder of the employer contribution of 14% of covered payroll to the Health Care Fund in accordance with the funding policy. For the fiscal year ended June 30, 2020, SERS did not allocate any employer contributions to post-employment health care. An additional health care surcharge on employers is collected for employees earning less than an actuarially determined minimum compensation amount, prorated if less than a full year of service credit was earned. For fiscal year 2020, this amount was \$19,600. Statutes provide that no employer shall pay a health care surcharge greater than 2% of that employer's SERS-covered payroll; nor may SERS collect in aggregate more than 1.5% of the total statewide SERS-covered payroll for the health care surcharge. For fiscal year 2020, the District's surcharge obligation was \$11,391.

The surcharge added to the allocated portion of the 14% employer contribution rate is the total amount assigned to the Health Care Fund. The District's contractually required contribution to SERS was \$11,391 for fiscal year 2020. Of this amount, \$11,391 is reported as due to pension and postemployment benefits payable.

Plan Description - State Teachers Retirement System (STRS)

Plan Description – The State Teachers Retirement System of Ohio (STRS) administers a cost-sharing Health Plan administered for eligible retirees who participated in the defined benefit or combined pension plans offered by STRS. Ohio law authorizes STRS to offer this plan. Benefits include hospitalization, physicians' fees, prescription drugs and partial reimbursement of monthly Medicare Part B premiums. Medicare Part B premium reimbursements will be discontinued effective January 1, 2021. The Plan is included in the report of STRS which can be obtained by visiting www.strsoh.org or by calling (888) 227-7877.

Funding Policy – Ohio Revised Code Chapter 3307 authorizes STRS to offer the Plan and gives the Retirement Board discretionary authority over how much, if any, of the health care costs will be absorbed by STRS. Active employee members do not contribute to the Health Care Plan. Nearly all health care plan enrollees, for the most recent year, pay a portion of the health care costs in the form of a monthly premium. Under Ohio law, funding for post-employment health care may be deducted from employer contributions, currently 14% of covered payroll. For the fiscal year ended June 30, 2020, STRS did not allocate any employer contributions to post-employment health care.

OPEB Liabilities/Assets, OPEB Expense, and Deferred Outflows of Resources and Deferred Inflows of Resources Related to OPEB

The net OPEB liability/asset was measured as of June 30, 2019, and the total OPEB liability/asset used to calculate the net OPEB liability/asset was determined by an actuarial valuation as of that date. The District's proportion of the net OPEB liability/asset was based on the District's share of contributions to the respective retirement systems relative to the contributions of all participating entities.

**BUCKEYE JOINT VOCATIONAL SCHOOL DISTRICT
TUSCARAWAS COUNTY, OHIO**

NOTES TO THE BASIC FINANCIAL STATEMENTS
FOR THE FISCAL YEAR ENDED JUNE 30, 2020

NOTE 14 - DEFINED BENEFIT OPEB PLANS - (Continued)

Following is information related to the proportionate share and OPEB expense:

	<u>SERS</u>	<u>STRS</u>	<u>Total</u>
Proportion of the net OPEB liability/asset prior measurement date	0.06060220%	0.06213723%	
Proportion of the net OPEB liability/asset current measurement date	<u>0.05655040%</u>	<u>0.06306659%</u>	
Change in proportionate share	<u>-0.00405180%</u>	<u>0.00092936%</u>	
Proportionate share of the net OPEB liability	\$ 1,422,124	\$ -	\$ 1,422,124
Proportionate share of the net OPEB asset	\$ -	\$ (1,044,534)	\$ (1,044,534)
OPEB expense	\$ 34,342	\$ (303,404)	\$ (269,062)

At June 30, 2020, the District reported deferred outflows of resources and deferred inflows of resources related to OPEB from the following sources:

	<u>SERS</u>	<u>STRS</u>	<u>Total</u>
Deferred outflows of resources			
Differences between expected and actual experience	\$ 20,875	\$ 94,694	\$ 115,569
Net difference between projected and actual earnings on OPEB plan investments	3,414	-	3,414
Changes of assumptions	103,870	21,956	125,826
Difference between employer contributions and proportionate share of contributions/change in proportionate share	42,305	85,990	128,295
Contributions subsequent to the measurement date	<u>11,391</u>	<u>-</u>	<u>11,391</u>
Total deferred outflows of resources	<u>\$ 181,855</u>	<u>\$ 202,640</u>	<u>\$ 384,495</u>
Deferred inflows of resources			
Differences between expected and actual experience	\$ 312,431	\$ 53,142	\$ 365,573
Net difference between projected and actual earnings on OPEB plan investments	-	65,603	65,603
Changes of assumptions	79,690	1,145,211	1,224,901
Difference between employer contributions and proportionate share of contributions/change in proportionate share	<u>120,675</u>	<u>-</u>	<u>120,675</u>
Total deferred inflows of resources	<u>\$ 512,796</u>	<u>\$ 1,263,956</u>	<u>\$ 1,776,752</u>

**BUCKEYE JOINT VOCATIONAL SCHOOL DISTRICT
TUSCARAWAS COUNTY, OHIO**

NOTES TO THE BASIC FINANCIAL STATEMENTS
FOR THE FISCAL YEAR ENDED JUNE 30, 2020

NOTE 14 - DEFINED BENEFIT OPEB PLANS - (Continued)

\$11,391 reported as deferred outflows of resources related to OPEB resulting from District contributions subsequent to the measurement date will be recognized as a reduction of the net OPEB liability/asset in the year ending June 30, 2021. Other amounts reported as deferred outflows of resources and deferred inflows of resources related to OPEB will be recognized in OPEB expense as follows:

	SERS	STRS	Total
Fiscal Year Ending June 30:			
2021	\$ (93,454)	\$ (232,948)	\$ (326,402)
2022	(54,626)	(232,948)	(287,574)
2023	(53,624)	(206,654)	(260,278)
2024	(53,787)	(197,434)	(251,221)
2025	(58,005)	(195,230)	(253,235)
Thereafter	(28,836)	3,898	(24,938)
Total	\$ (342,332)	\$ (1,061,316)	\$ (1,403,648)

Actuarial Assumptions - SERS

The total OPEB liability is determined by SERS' actuaries in accordance with GASB Statement No. 74, as part of their annual actuarial valuation for each retirement plan. Actuarial valuations of an ongoing plan involve estimates of the value of reported amounts (e.g., salaries, credited service) and assumptions about the probability of occurrence of events far into the future (e.g., mortality, disabilities, retirements, employment terminations). Actuarially determined amounts are subject to continual review and potential modifications, as actual results are compared with past expectations and new estimates are made about the future.

Projections of benefits for financial reporting purposes are based on the substantive plan (the plan as understood by the employers and plan members) and include the types of benefits provided at the time of each valuation and the historical pattern of sharing benefit costs between the employers and plan members to that point. The projection of benefits for financial reporting purposes does not explicitly incorporate the potential effects of legal or contractual funding limitations.

Actuarial calculations reflect a long-term perspective. For a newly hired employee, actuarial calculations will take into account the employee's entire career with the employer and also take into consideration the benefits, if any, paid to the employee after termination of employment until the death of the employee and any applicable contingent annuitant. In many cases, actuarial calculations reflect several decades of service with the employer and the payment of benefits after termination.

**BUCKEYE JOINT VOCATIONAL SCHOOL DISTRICT
TUSCARAWAS COUNTY, OHIO**

NOTES TO THE BASIC FINANCIAL STATEMENTS
FOR THE FISCAL YEAR ENDED JUNE 30, 2020

NOTE 14 - DEFINED BENEFIT OPEB PLANS - (Continued)

Key methods and assumptions used in calculating the total OPEB liability in the latest actuarial valuation date of June 30, 2019 are presented below:

Wage inflation	3.00%
Future salary increases, including inflation	3.50% to 18.20%
Investment rate of return	7.50% net of investments expense, including inflation
Municipal bond index rate:	
Measurement date	3.13%
Prior measurement date	3.62%
Single equivalent interest rate, net of plan investment expense, including price inflation:	
Measurement date	3.22%
Prior measurement date	3.70%
Medical trend assumption:	
Measurement date	
Medicare	5.25 to 4.75%
Pre-Medicare	7.00 to 4.75%
Prior measurement date	
Medicare	5.375 to 4.75%
Pre-Medicare	7.25 to 4.75%

Mortality rates were based on the RP-2014 Blue Collar Mortality Table with fully generational projection and Scale BB, 120% of male rates and 110% of female rates. RP-2000 Disabled Mortality Table with 90% for male rates and 100% for female rates set back five years.

The most recent experience study was completed for the five year period ended June 30, 2015.

The long-term expected rate of return on plan assets is reviewed as part of the actuarial five-year experience study. The most recent study covers fiscal years 2010 through 2015, and was adopted by the Board on April 21, 2016. Several factors are considered in evaluating the long-term rate of return assumption including long-term historical data, estimates inherent in current market data, and a log-normal distribution analysis in which best-estimate ranges of expected future real rates of return were developed by the investment consultant for each major asset class. These ranges were combined to produce the long-term expected rate of return, 7.50%, by weighting the expected future real rates of return by the target asset allocation percentage and then adding expected inflation. The capital market assumptions developed by the investment consultant are intended for use over a 10-year horizon and may not be useful in setting the long-term rate of return for funding pension plans which covers a longer timeframe. The assumption is intended to be a long-term assumption and is not expected to change absent a significant change in the asset allocation, a change in the inflation assumption, or a fundamental change in the market that alters expected returns in future years.

**BUCKEYE JOINT VOCATIONAL SCHOOL DISTRICT
TUSCARAWAS COUNTY, OHIO**

NOTES TO THE BASIC FINANCIAL STATEMENTS
FOR THE FISCAL YEAR ENDED JUNE 30, 2020

NOTE 14 - DEFINED BENEFIT OPEB PLANS - (Continued)

The target asset allocation and best estimates of arithmetic real rates of return for each major asset class, as used in the June 30, 2015 five-year experience study, are summarized as follows:

Asset Class	Target Allocation	Long-Term Expected Real Rate of Return
Cash	1.00 %	0.50 %
US Equity	22.50	4.75
International Equity	22.50	7.00
Fixed Income	19.00	1.50
Private Equity	10.00	8.00
Real Assets	15.00	5.00
Multi-Asset Strategies	10.00	3.00
Total	<u>100.00 %</u>	

Discount Rate - The discount rate used to measure the total OPEB liability at June 30, 2019 was 3.22%. The discount rate used to measure total OPEB liability prior to June 30, 2019 was 3.70%. The projection of cash flows used to determine the discount rate assumed that contributions will be made from members and the System at the state statute contribution rate of 2.00% of projected covered employee payroll each year, which includes a 1.50% payroll surcharge and 0.50% of contributions from the basic benefits plan. Based on these assumptions, the OPEB plan's fiduciary net position was projected to become insufficient to make future benefit payments during the fiscal year ending June 30, 2025. Therefore, the long-term expected rate of return on OPEB plan assets was used to present value the projected benefit payments through the fiscal year ending June 30, 2024 and the Fidelity General Obligation 20-year Municipal Bond Index rate of 3.13%, as of June 30, 2019 (i.e. municipal bond rate), was used to present value the projected benefit payments for the remaining years in the projection. A municipal bond rate of 3.62% was used as of June 30, 2018. The total present value of projected benefit payments from all years was then used to determine the single rate of return that was used as the discount rate. The projection of future benefit payments for all current plan members was until the benefit payments ran out.

Sensitivity of the District's Proportionate Share of the Net OPEB Liability to Changes in the Discount Rate and Changes in the Health Care Cost Trend Rates - The net OPEB liability is sensitive to changes in the discount rate and the health care cost trend rate. The following table presents the net OPEB liability of SERS, what SERS' net OPEB liability would be if it were calculated using a discount rate that is 1 percentage point lower (2.22%) and higher (4.22%) than the current discount rate (3.22%). Also shown is what SERS' net OPEB liability would be based on health care cost trend rates that are 1 percentage point lower (6.00% decreasing to 3.75%) and higher (8.00% decreasing to 5.75%) than the current rate.

	1% Decrease	Current Discount Rate	1% Increase
	District's proportionate share of the net OPEB liability	\$ 1,726,188	\$ 1,422,124

	1% Decrease	Current Trend Rate	1% Increase
	District's proportionate share of the net OPEB liability	\$ 1,139,409	\$ 1,422,124

**BUCKEYE JOINT VOCATIONAL SCHOOL DISTRICT
TUSCARAWAS COUNTY, OHIO**

NOTES TO THE BASIC FINANCIAL STATEMENTS
FOR THE FISCAL YEAR ENDED JUNE 30, 2020

NOTE 14 - DEFINED BENEFIT OPEB PLANS - (Continued)

Actuarial Assumptions - STRS

Key methods and assumptions used in the latest actuarial valuation, reflecting experience study results used in the July 1, 2019, actuarial valuation, compared with July 1, 2018, are presented below:

	July 1, 2019		July 1, 2018	
	Initial	Ultimate	Initial	Ultimate
Inflation	2.50%		2.50%	
Projected salary increases	12.50% at age 20 to 2.50% at age 65		12.50% at age 20 to 2.50% at age 65	
Investment rate of return	7.45%, net of investment expenses, including inflation		7.45%, net of investment expenses, including inflation	
Payroll increases	3.00%		3.00%	
Cost-of-living adjustments (COLA)	0.00%		0.00%	
Discounted rate of return	7.45%		7.45%	
Blended discount rate of return	N/A		N/A	
Health care cost trends				
Medical				
Pre-Medicare	5.87%	4.00%	6.00%	4.00%
Medicare	4.93%	4.00%	5.00%	4.00%
Prescription Drug				
Pre-Medicare	7.73%	4.00%	8.00%	4.00%
Medicare	9.62%	4.00%	-5.23%	4.00%

Projections of benefits include the historical pattern of sharing benefit costs between the employers and retired plan members.

For healthy retirees the mortality rates are based on the RP-2014 Annuitant Mortality Table with 50% of rates through age 69, 70% of rates between ages 70 and 79, 90% of rates between ages 80 and 84, and 100% of rates thereafter, projected forward generationally using mortality improvement scale MP-2016. For disabled retirees, mortality rates are based on the RP-2014 Disabled Mortality Table with 90% of rates for males and 100% of rates for females, projected forward generationally using mortality improvement scale MP-2016.

Actuarial assumptions used in the June 30, 2019 valuation are based on the results of an actuarial experience study for the period July 1, 2011 through June 30, 2016.

Assumption Changes Since the Prior Measurement Date - There were no changes in assumptions since the prior measurement date of June 30, 2018.

Benefit Term Changes Since the Prior Measurement Date - There was no change to the claims costs process. Claim curves were trended to the fiscal year ending June 30, 2020 to reflect the current price renewals. The non-Medicare subsidy percentage was increased effective January 1, 2020 from 1.944% to 1.984% per year of service. The non-Medicare frozen subsidy base premium was increased effective January 1, 2020. The Medicare subsidy percentages were adjusted effective January 1, 2021 to 2.1% for the Medicare plan. The Medicare Part B monthly reimbursement elimination date was postponed to January 1, 2021.

**BUCKEYE JOINT VOCATIONAL SCHOOL DISTRICT
TUSCARAWAS COUNTY, OHIO**

NOTES TO THE BASIC FINANCIAL STATEMENTS
FOR THE FISCAL YEAR ENDED JUNE 30, 2020

NOTE 14 - DEFINED BENEFIT OPEB PLANS - (Continued)

STRS' investment consultant develops an estimate range for the investment return assumption based on the target allocation adopted by the Retirement Board. The target allocation and long-term expected rate of return for each major asset class are summarized as follows:

Asset Class	Target Allocation*	Long-Term Expected Real Rate of Return **
Domestic Equity	28.00 %	7.35 %
International Equity	23.00	7.55
Alternatives	17.00	7.09
Fixed Income	21.00	3.00
Real Estate	10.00	6.00
Liquidity Reserves	1.00	2.25
Total	<u>100.00 %</u>	

* Target weights will be phased in over a 24-month period concluding on July 1, 2019.

**10-Year geometric nominal returns, which include the real rate of return and inflation of 2.25% and does not include investment expenses. Over a 30-year period, STRS' investment consultant indicates that the above target allocations should generate a return above the actuarial rate of return, without net value added by management.

Discount Rate - The discount rate used to measure the total OPEB asset was 7.45% as of June 30, 2019. The projection of cash flows used to determine the discount rate assumes STRS Ohio continues to allocate no employer contributions to the health care fund. Based on these assumptions, the OPEB plan's fiduciary net position was projected to be available to make all projected future benefit payments to current plan members. Therefore, the long-term expected rate of return on health care plan investments of 7.45% was used to measure the total OPEB asset as of June 30, 2019.

Sensitivity of the District's Proportionate Share of the Net OPEB Asset to Changes in the Discount and Health Care Cost Trend Rate - The following table represents the net OPEB asset as of June 30, 2019, calculated using the current period discount rate assumption of 7.45%, as well as what the net OPEB asset would be if it were calculated using a discount rate that is one percentage point lower (6.45%) or one percentage point higher (8.45%) than the current assumption. Also shown is the net OPEB asset as if it were calculated using health care cost trend rates that are one percentage point lower or one percentage point higher than the current health care cost trend rates.

	1% Decrease	Current Discount Rate	1% Increase
	District's proportionate share of the net OPEB asset	\$ 891,302	\$ 1,044,534

	1% Decrease	Current Trend Rate	1% Increase
	District's proportionate share of the net OPEB asset	\$ 1,184,454	\$ 1,044,534

**BUCKEYE JOINT VOCATIONAL SCHOOL DISTRICT
TUSCARAWAS COUNTY, OHIO**

NOTES TO THE BASIC FINANCIAL STATEMENTS
FOR THE FISCAL YEAR ENDED JUNE 30, 2020

NOTE 15 - BUDGETARY BASIS OF ACCOUNTING

While reporting financial position, results of operations, and changes in fund balance on the basis of generally accepted accounting principles (GAAP), the budgetary basis as provided by law is based upon accounting for certain transactions on a basis of cash receipts and disbursements.

The statement of revenue, expenditures and changes in fund balance - budget and actual (non-GAAP budgetary basis) presented for the general fund are presented on the budgetary basis to provide a meaningful comparison of actual results with the budget. The major differences between the budget basis and the GAAP basis are that:

- (a) Revenues and other financing sources are recorded when received in cash (budget basis) as opposed to when susceptible to accrual (GAAP basis);
- (b) Expenditures and other financing uses are recorded when paid in cash (budget basis) as opposed to when the liability is incurred (GAAP basis);
- (c) In order to determine compliance with Ohio law, and to reserve that portion of the applicable appropriation, total outstanding encumbrances (budget basis) are recorded as the equivalent of an expenditure, as opposed to assigned or committed fund balances for that portion of outstanding encumbrances not already recognized as an accounts payable (GAAP basis);
- (d) Advances-in and advances-out are operating transactions (budget basis) as opposed to balance sheet transactions (GAAP basis);
- (e) Investments are reported at fair value (GAAP basis) rather than cost (budget basis); and,
- (f) Some funds are included in the general fund (GAAP basis), but have separate legally adopted budgets (budget basis).

The adjustments necessary to convert the results of operations for the year on the budget basis to the GAAP basis for the general fund are as follows:

Net Change in Fund Balance

	<u>General fund</u>
Budget basis	\$ (704,808)
Net adjustment for revenue accruals	526,765
Net adjustment for expenditure accruals	1,630,305
Net adjustment for other sources/uses	45,937
Funds budgeted elsewhere	9,044
Adjustment for encumbrances	(717,880)
GAAP basis	<u>\$ 789,363</u>

Certain funds that are legally budgeted in separate special revenue funds are considered part of the general fund on a GAAP basis. This includes the special rotary fund, the public school support fund and the uniform school supplies fund.

**BUCKEYE JOINT VOCATIONAL SCHOOL DISTRICT
TUSCARAWAS COUNTY, OHIO**

NOTES TO THE BASIC FINANCIAL STATEMENTS
FOR THE FISCAL YEAR ENDED JUNE 30, 2020

NOTE 16 - CONTINGENCIES

A. Grants

The District receives significant financial assistance from numerous federal, State and local agencies in the form of grants. The disbursement of funds received under these programs generally requires compliance with terms and conditions specified in the grant agreements and are subject to audit by the grantor agencies. Any disallowed claims resulting from such audits could become a liability of the District. However, in the opinion of management, any such disallowed claims will not have a material effect on the financial position of the District.

B. Litigation

The District is involved in no material litigation as either plaintiff or defendant.

C. Foundation Funding

District Foundation funding is based on the annualized full-time equivalent (FTE) enrollment of each student. Effective for the 2016-2017 school year, traditional Districts must comply with minimum hours of instruction, instead of a minimum number of school days each year. The funding formula the Ohio Department of Education (ODE) is legislatively required to follow will continue to adjust as enrollment information is updated by the District, which can extend past the fiscal year-end. As of the date of this report, ODE has not finalized the impact of enrollment adjustments to the June 30, 2020 Foundation funding for the District; therefore, the financial statement impact is not determinable at this time. ODE and management believe this will result in either a receivable to or liability of the District.

NOTE 17 - SET-ASIDES

The District is required by State statute to annually set-aside in the general fund an amount based on a statutory formula for the acquisition and construction of capital improvements. Amounts not spent by the end of the fiscal year or offset by similarly restricted resources received during the year must be held in cash at fiscal year-end. These amounts must be carried forward to be used for the same purposes in future years.

The following cash basis information describes the change in the fiscal year-end set-aside amounts for capital improvements. Disclosure of this information is required by State statute.

	Capital Maintenance/ Acquisition
Set-aside balance June 30, 2019	\$ -
Current year set-aside requirement	172,789
Current year qualifying expenditures	(1,289,353)
Current year offsets	(578,986)
Total	\$ (1,695,550)
Balance carried forward to fiscal year 2021	\$ -

Although the District had qualifying disbursements and offsets during the fiscal year that reduced the set-aside amount to below zero for the capital improvements set-aside, this amount may not be used to reduce the set-aside requirement for future fiscal years. The negative balance is therefore not presented as being carried forward to future fiscal years.

**BUCKEYE JOINT VOCATIONAL SCHOOL DISTRICT
TUSCARAWAS COUNTY, OHIO**

NOTES TO THE BASIC FINANCIAL STATEMENTS
FOR THE FISCAL YEAR ENDED JUNE 30, 2020

NOTE 18 - COMMITMENTS

The District utilizes encumbrance accounting as part of its budgetary controls. Encumbrances outstanding at year-end may be reported as part of restricted, committed, or assigned classifications of fund balance. At year end, the District's commitments for encumbrances in the governmental funds were as follows:

<u>Fund Type</u>	<u>Year-End Encumbrances</u>
General fund	\$ 690,291
Nonmajor governmental funds	<u>1,065,216</u>
Total	<u>\$ 1,755,507</u>

NOTE 19 - TAX ABATEMENTS ENTERED INTO BY OTHER GOVERNMENTS

Tuscarawas County entered into property tax abatement agreements with local businesses under Enterprise Zone tax abatement agreements. Enterprise zones are designated areas of land in which businesses can receive tax incentives in the form of tax exemptions on eligible new investment. The Enterprise Zone Program provides tax exemptions for a portion of the value of new real property when the investment is made in conjunction with a project that includes job creation or job retention. These tax abatements reduce assessed value by a percentage agreed upon by all parties that authorize these types of agreements. The agreements affect the property tax receipts collected and distributed to the District. Under the agreements for Tuscarawas County, the District property taxes were reduced by \$4,498 during fiscal year 2020. Similarly, Holmes County and Carroll County property tax abatement agreements affect the property tax receipts collected and distributed to the District. Under the agreement for Holmes County, the District property taxes were reduced by approximately \$16,000 during fiscal year 2020. Under the agreements for Carroll County, the District property taxes were reduced by approximately \$85,000 during fiscal year 2020.

NOTE 20 – CONTRACTUAL COMMITMENTS

As of June 30, 2020, the District has commitments with the following companies for the construction project.

<u>Contractor</u>	<u>Contract Amount</u>	<u>Amount Paid as of June 30, 2020</u>	<u>Amount Remaining on Contract</u>
Benchmark Construction	\$ 2,855,671	\$ 2,557,771	\$ 297,900
Diversified Engineering	350,000	324,847	25,153
Tucson Inc.	<u>874,851</u>	<u>477,300</u>	<u>397,551</u>
Total	<u>\$ 4,080,522</u>	<u>\$ 3,359,918</u>	<u>\$ 720,604</u>

In addition to the amounts paid above, the District has recorded contracts payable and retainage payable in the amounts of \$163,913 and \$159,620, respectively, for costs incurred prior to fiscal year end on the construction projects. Cost incurred by fiscal year end (including contracts payable and retainage payable) have been recorded as construction-in-progress in the District's capital assets (see Note 8).

**BUCKEYE JOINT VOCATIONAL SCHOOL DISTRICT
TUSCARAWAS COUNTY, OHIO**

**NOTES TO THE BASIC FINANCIAL STATEMENTS
FOR THE FISCAL YEAR ENDED JUNE 30, 2020**

NOTE 21 – COVID-19

The United States and the State of Ohio declared a state of emergency in March 2020 due to the COVID-19 pandemic. The financial impact of COVID-19 and the ensuing emergency measures will impact subsequent periods of the District. The District's investment portfolio and the investments of the pension and other employee benefit plans are subject to increased market volatility, which could result in a significant decline in fair value, consistent with the general decline in financial markets. However, because the values of individual investments fluctuate with market conditions, the amount of losses that will be recognized in subsequent periods, if any, cannot be determined. In addition, the impact on the District's future operating costs, revenues, and any recovery from emergency funding, either federal or state, cannot be estimated.

REQUIRED SUPPLEMENTARY INFORMATION

**BUCKEYE JOINT VOCATIONAL SCHOOL DISTRICT
TUSCARAWAS COUNTY, OHIO**

SCHEDULES OF REQUIRED SUPPLEMENTARY INFORMATION

SCHEDULE OF THE DISTRICT'S PROPORTIONATE SHARE OF
THE NET PENSION LIABILITY
SCHOOL EMPLOYEES RETIREMENT SYSTEM (SERS) OF OHIO

LAST SEVEN FISCAL YEARS

	<u>2020</u>	<u>2019</u>	<u>2018</u>	<u>2017</u>
District's proportion of the net pension liability	0.05939900%	0.06308970%	0.05918590%	0.05912650%
District's proportionate share of the net pension liability	\$ 3,553,946	\$ 3,613,264	\$ 3,536,227	\$ 4,327,514
District's covered payroll	\$ 2,044,681	\$ 1,968,363	\$ 1,915,050	\$ 1,853,950
District's proportionate share of the net pension liability as a percentage of its covered payroll	173.81%	183.57%	184.65%	233.42%
Plan fiduciary net position as a percentage of the total pension liability	70.85%	71.36%	69.50%	62.98%

* The amounts present each fiscal year were determined as of 6/30 of the previous fiscal year.

Note: Information prior to 2014 was unavailable. Schedule is intended to show information for 10 years. Additional years will be displayed as they become available.

Amounts presented for each fiscal year were determined as of the District's measurement date which is the prior year-end.

SEE ACCOMPANYING NOTES TO THE REQUIRED SUPPLEMENTARY INFORMATION

2016	2015	2014
0.06160920%	0.05601800%	0.05601800%
\$ 3,515,481	\$ 2,835,039	\$ 3,331,211
\$ 1,854,757	\$ 1,627,771	\$ 1,718,259
189.54%	174.17%	193.87%
69.16%	71.70%	65.52%

**BUCKEYE JOINT VOCATIONAL SCHOOL DISTRICT
TUSCARAWAS COUNTY, OHIO**

SCHEDULES OF REQUIRED SUPPLEMENTARY INFORMATION

SCHEDULE OF THE DISTRICT'S PROPORTIONATE SHARE OF
THE NET PENSION LIABILITY
STATE TEACHERS RETIREMENT SYSTEM (STRS) OF OHIO

LAST SEVEN FISCAL YEARS

	<u>2020</u>	<u>2019</u>	<u>2018</u>	<u>2017</u>
District's proportion of the net pension liability	0.06306659%	0.06213723%	0.05989302%	0.05943518%
District's proportionate share of the net pension liability	\$ 13,946,797	\$ 13,662,582	\$ 14,227,715	\$ 19,894,746
District's covered payroll	\$ 7,440,550	\$ 7,114,379	\$ 6,752,279	\$ 6,492,843
District's proportionate share of the net pension liability as a percentage of its covered payroll	187.44%	192.04%	210.71%	306.41%
Plan fiduciary net position as a percentage of the total pension liability	77.40%	77.31%	75.30%	66.80%

* The amounts present each fiscal year were determined as of 6/30 of the previous fiscal year.

Note: Information prior to 2014 was unavailable. Schedule is intended to show information for 10 years. Additional years will be displayed as they become available.

Amounts presented for each fiscal year were determined as of the District's measurement date which is the prior year-end.

SEE ACCOMPANYING NOTES TO THE REQUIRED SUPPLEMENTARY INFORMATION

<u>2016</u>	<u>2015</u>	<u>2014</u>
0.05883182%	0.05817940%	0.05817940%
\$ 16,259,394	\$ 14,151,244	\$ 16,856,869
\$ 6,238,993	\$ 5,944,331	\$ 5,969,485
260.61%	238.06%	282.38%
72.10%	74.70%	69.30%

**BUCKEYE JOINT VOCATIONAL SCHOOL DISTRICT
TUSCARAWAS COUNTY, OHIO**

SCHEDULES OF REQUIRED SUPPLEMENTARY INFORMATION

SCHEDULE OF DISTRICT PENSION CONTRIBUTIONS
SCHOOL EMPLOYEES RETIREMENT SYSTEM (SERS) OF OHIO

	LAST TEN FISCAL YEARS			
	<u>2020</u>	<u>2019</u>	<u>2018</u>	<u>2017</u>
Contractually required contribution	\$ 292,361	\$ 276,032	\$ 265,729	\$ 268,107
Contributions in relation to the contractually required contribution	<u>(292,361)</u>	<u>(276,032)</u>	<u>(265,729)</u>	<u>(268,107)</u>
Contribution deficiency (excess)	<u>\$ -</u>	<u>\$ -</u>	<u>\$ -</u>	<u>\$ -</u>
District's covered payroll	\$ 2,088,293	\$ 2,044,681	\$ 1,968,363	\$ 1,915,050
Contributions as a percentage of covered payroll	14.00%	13.50%	13.50%	14.00%

SEE ACCOMPANYING NOTES TO THE REQUIRED SUPPLEMENTARY INFORMATION

<u>2016</u>	<u>2015</u>	<u>2014</u>	<u>2013</u>	<u>2012</u>	<u>2011</u>
\$ 259,553	\$ 244,457	\$ 225,609	\$ 237,807	\$ 236,548	\$ 225,733
<u>(259,553)</u>	<u>(244,457)</u>	<u>(225,609)</u>	<u>(237,807)</u>	<u>(236,548)</u>	<u>(225,733)</u>
<u>\$ -</u>	<u>\$ -</u>	<u>\$ -</u>	<u>\$ -</u>	<u>\$ -</u>	<u>\$ -</u>
\$ 1,853,950	\$ 1,854,757	\$ 1,627,771	\$ 1,718,259	\$ 1,758,721	\$ 1,795,807
14.00%	13.18%	13.86%	13.84%	13.45%	12.57%

**BUCKEYE JOINT VOCATIONAL SCHOOL DISTRICT
TUSCARAWAS COUNTY, OHIO**

SCHEDULES OF REQUIRED SUPPLEMENTARY INFORMATION

SCHEDULE OF DISTRICT PENSION CONTRIBUTIONS
STATE TEACHERS RETIREMENT SYSTEM (STRS) OF OHIO

	LAST TEN FISCAL YEARS			
	<u>2020</u>	<u>2019</u>	<u>2018</u>	<u>2017</u>
Contractually required contribution	\$ 1,052,923	\$ 1,041,677	\$ 996,013	\$ 945,319
Contributions in relation to the contractually required contribution	<u>(1,052,923)</u>	<u>(1,041,677)</u>	<u>(996,013)</u>	<u>(945,319)</u>
Contribution deficiency (excess)	<u>\$ -</u>	<u>\$ -</u>	<u>\$ -</u>	<u>\$ -</u>
District's covered payroll	\$ 7,520,879	\$ 7,440,550	\$ 7,114,379	\$ 6,752,279
Contributions as a percentage of covered payroll	14.00%	14.00%	14.00%	14.00%

SEE ACCOMPANYING NOTES TO THE REQUIRED SUPPLEMENTARY INFORMATION

<u>2016</u>	<u>2015</u>	<u>2014</u>	<u>2013</u>	<u>2012</u>	<u>2011</u>
\$ 908,998	\$ 873,459	\$ 772,763	\$ 776,033	\$ 830,414	\$ 780,359
<u>(908,998)</u>	<u>(873,459)</u>	<u>(772,763)</u>	<u>(776,033)</u>	<u>(830,414)</u>	<u>(780,359)</u>
<u>\$ -</u>	<u>\$ -</u>	<u>\$ -</u>	<u>\$ -</u>	<u>\$ -</u>	<u>\$ -</u>
\$ 6,492,843	\$ 6,238,993	\$ 5,944,331	\$ 5,969,485	\$ 6,387,800	\$ 6,002,762
14.00%	14.00%	13.00%	13.00%	13.00%	13.00%

**BUCKEYE JOINT VOCATIONAL SCHOOL DISTRICT
TUSCARAWAS COUNTY, OHIO**

SCHEDULES OF REQUIRED SUPPLEMENTARY INFORMATION

SCHEDULE OF THE DISTRICT'S PROPORTIONATE SHARE OF
THE NET OPEB LIABILITY
SCHOOL EMPLOYEES RETIREMENT SYSTEM (SERS) OF OHIO

LAST FOUR FISCAL YEARS

	<u>2020</u>	<u>2019</u>	<u>2018</u>	<u>2017</u>
District's proportion of the net OPEB liability	0.05655040%	0.06060220%	0.05742950%	0.05664718%
District's proportionate share of the net OPEB liability	\$ 1,422,124	\$ 1,681,269	\$ 1,541,257	\$ 1,614,654
District's covered payroll	\$ 2,044,681	\$ 1,968,363	\$ 1,915,050	\$ 1,853,950
District's proportionate share of the net OPEB liability as a percentage of its covered payroll	69.55%	85.41%	80.48%	87.09%
Plan fiduciary net position as a percentage of the total OPEB liability	15.57%	13.57%	12.46%	11.49%

Note: Information prior to 2017 was unavailable. Schedule is intended to show information for 10 years. Additional years will be displayed as they become available.

Amounts presented for each fiscal year were determined as of the District's measurement date which is the prior year-end.

SEE ACCOMPANYING NOTES TO THE REQUIRED SUPPLEMENTARY INFORMATION

**BUCKEYE JOINT VOCATIONAL SCHOOL DISTRICT
TUSCARAWAS COUNTY, OHIO**

SCHEDULES OF REQUIRED SUPPLEMENTARY INFORMATION

SCHEDULE OF THE DISTRICT'S PROPORTIONATE SHARE OF
THE NET OPEB LIABILITY/ASSET
STATE TEACHERS RETIREMENT SYSTEM (STRS) OF OHIO

LAST FOUR FISCAL YEARS

	<u>2020</u>	<u>2019</u>	<u>2018</u>	<u>2017</u>
District's proportion of the net OPEB liability/asset	0.06306659%	0.06213723%	0.05989302%	0.05943518%
District's proportionate share of the net OPEB liability/(asset)	\$ (1,044,534)	\$ (998,482)	\$ 2,336,805	\$ 3,178,609
District's covered payroll	\$ 7,440,550	\$ 7,114,379	\$ 6,752,279	\$ 6,492,843
District's proportionate share of the net OPEB liability/asset as a percentage of its covered payroll	14.04%	14.03%	34.61%	48.96%
Plan fiduciary net position as a percentage of the total OPEB liability/asset	174.70%	176.00%	47.10%	37.30%

Note: Information prior to 2017 was unavailable. Schedule is intended to show information for 10 years. Additional years will be displayed as they become available.

Amounts presented for each fiscal year were determined as of the District's measurement date which is the prior year-end.

SEE ACCOMPANYING NOTES TO THE REQUIRED SUPPLEMENTARY INFORMATION

**BUCKEYE JOINT VOCATIONAL SCHOOL DISTRICT
TUSCARAWAS COUNTY, OHIO**

SCHEDULES OF REQUIRED SUPPLEMENTARY INFORMATION

SCHEDULE OF DISTRICT OPEB CONTRIBUTIONS
SCHOOL EMPLOYEES RETIREMENT SYSTEM (SERS) OF OHIO

	LAST TEN FISCAL YEARS			
	<u>2020</u>	<u>2019</u>	<u>2018</u>	<u>2017</u>
Contractually required contribution	\$ 11,391	\$ 24,485	\$ 27,472	\$ 19,133
Contributions in relation to the contractually required contribution	<u>(11,391)</u>	<u>(24,485)</u>	<u>(27,472)</u>	<u>(19,133)</u>
Contribution deficiency (excess)	<u>\$ -</u>	<u>\$ -</u>	<u>\$ -</u>	<u>\$ -</u>
District's covered payroll	\$ 2,088,293	\$ 2,044,681	\$ 1,968,363	\$ 1,915,050
Contributions as a percentage of covered payroll	0.55%	1.20%	1.40%	1.00%

SEE ACCOMPANYING NOTES TO THE REQUIRED SUPPLEMENTARY INFORMATION

<u>2016</u>	<u>2015</u>	<u>2014</u>	<u>2013</u>	<u>2012</u>	<u>2011</u>
\$ 14,629	\$ 30,598	\$ 15,532	\$ 27,158	\$ 33,067	\$ 51,410
<u>(14,629)</u>	<u>(30,598)</u>	<u>(15,532)</u>	<u>(27,158)</u>	<u>(33,067)</u>	<u>(51,410)</u>
<u>\$ -</u>	<u>\$ -</u>	<u>\$ -</u>	<u>\$ -</u>	<u>\$ -</u>	<u>\$ -</u>
\$ 1,853,950	\$ 1,854,757	\$ 1,627,771	\$ 1,718,259	\$ 1,758,721	\$ 1,795,807
0.79%	1.65%	0.95%	1.58%	1.88%	2.86%

**BUCKEYE JOINT VOCATIONAL SCHOOL DISTRICT
TUSCARAWAS COUNTY, OHIO**

SCHEDULES OF REQUIRED SUPPLEMENTARY INFORMATION

SCHEDULE OF DISTRICT OPEB CONTRIBUTIONS
STATE TEACHERS RETIREMENT SYSTEM (STRS) OF OHIO

	LAST TEN FISCAL YEARS			
	<u>2020</u>	<u>2019</u>	<u>2018</u>	<u>2017</u>
Contractually required contribution	\$ -	\$ -	\$ -	\$ -
Contributions in relation to the contractually required contribution	<u>-</u>	<u>-</u>	<u>-</u>	<u>-</u>
Contribution deficiency (excess)	<u>\$ -</u>	<u>\$ -</u>	<u>\$ -</u>	<u>\$ -</u>
District's covered payroll	\$ 7,520,879	\$ 7,440,550	\$ 7,114,379	\$ 6,752,279
Contributions as a percentage of covered payroll	0.00%	0.00%	0.00%	0.00%

SEE ACCOMPANYING NOTES TO THE REQUIRED SUPPLEMENTARY INFORMATION

<u>2016</u>	<u>2015</u>	<u>2014</u>	<u>2013</u>	<u>2012</u>	<u>2011</u>
\$ -	\$ -	\$ 60,827	\$ 59,695	\$ 63,878	\$ 60,028
-	-	(60,827)	(59,695)	(63,878)	(60,028)
<u>\$ -</u>	<u>\$ -</u>	<u>\$ -</u>	<u>\$ -</u>	<u>\$ -</u>	<u>\$ -</u>
\$ 6,492,843	\$ 6,238,993	\$ 5,944,331	\$ 5,969,485	\$ 6,387,800	\$ 6,002,762
0.00%	0.00%	1.00%	1.00%	1.00%	1.00%

**BUCKEYE JOINT VOCATIONAL SCHOOL DISTRICT
TUSCARAWAS COUNTY, OHIO**

NOTES TO THE REQUIRED SUPPLEMENTARY INFORMATION
FOR THE FISCAL YEAR ENDED JUNE 30, 2020

PENSION

SCHOOL EMPLOYEES RETIREMENT SYSTEM (SERS) OF OHIO

Changes in benefit terms: There were no changes in benefit terms from the amounts reported for fiscal years 2014-2017. For fiscal year 2018, SERS changed from a fixed 3% annual increase to a Cost of Living Adjustment (COLA) based on the changes in the Consumer Price Index (CPI-W), with a cap of 2.5% and a floor of 0%. There were no changes in benefit terms from the amounts previously reported for fiscal years 2019-2020.

Changes in assumptions: There were no changes in methods and assumptions used in the calculation of actuarial determined contributions for fiscal years 2014-2016. For fiscal year 2017, the following changes of assumptions affected the total pension liability since the prior measurement date: (a) the assumed rate of inflation was reduced from 3.25% to 3.00%, (b) payroll growth assumption was reduced from 4.00% to 3.50%, (c) assumed real wage growth was reduced from 0.75% to 0.50%, (d) Rates of withdrawal, retirement and disability were updated to reflect recent experience, (e) mortality among active members was updated to RP-2014 Blue Collar Mortality Table with fully generational projection and a five year age set-back for both males and females, (f) mortality among service retired members, and beneficiaries was updated to the following RP-2014 Blue Collar Mortality Table with fully generational projection with Scale BB, 120% of male rates, and 110% of female rates, (g) mortality among disabled members was updated to RP-2000 Disabled Mortality Table, 90% for male rates and 100% for female rates, set back five years is used for the period after disability retirement and (h) the discount rate was reduced from 7.75% to 7.50%. There were no changes in methods and assumptions used in the calculation of actuarial determined contributions for fiscal years 2018-2020.

STATE TEACHERS RETIREMENT SYSTEM (STRS) OF OHIO

Changes in benefit terms: There were no changes in benefit terms from the amounts reported for fiscal years 2014-2017. For fiscal year 2018, STRS decreased the Cost of Living Adjustment (COLA) to zero. There were no changes in benefit terms from amounts previously reported for fiscal years 2019-2020.

Changes in assumptions: There were no changes in methods and assumptions used in the calculation of actuarial determined contributions for fiscal years 2014-2017. For fiscal year 2018, the following changes of assumption affected the total pension liability since the prior measurement date: (a) the long term expected rate of return was reduced from 7.75% to 7.45%, (b) the inflation assumption was lowered from 2.75% to 2.50%, (c) the payroll growth assumption was lowered to 3.00%, (d) total salary increases rate was lowered by decreasing the merit component of the individual salary increases, in addition to a decrease of 0.25% due to lower inflation (e) the healthy and disabled mortality assumptions were updated to the RP-2014 mortality tables with generational improvement scale MP-2016 and (f) rates of retirement, termination and disability were modified to better reflect anticipated future experience. There were no changes in methods and assumptions used in the calculation of actuarial determined contributions for fiscal year 2020.

(Continued)

**BUCKEYE JOINT VOCATIONAL SCHOOL DISTRICT
TUSCARAWAS COUNTY, OHIO**

NOTES TO THE REQUIRED SUPPLEMENTARY INFORMATION (CONTINUED)
FOR THE FISCAL YEAR ENDED JUNE 30, 2020

OTHER POSTEMPLOYMENT BENEFITS (OPEB)

SCHOOL EMPLOYEES RETIREMENT SYSTEM (SERS) OF OHIO

Changes in benefit terms: There were no changes in benefit terms from the amounts previously reported for fiscal years 2017-2020.

Changes in assumptions: There were no changes in methods and assumptions used in the calculation of actuarial determined contributions for fiscal year 2017. For fiscal year 2018, the following changes of assumptions affected the total OPEB liability since the prior measurement date: (a) assumed rate of inflation was reduced from 3.25% to 3.00%, (b) payroll growth assumption was reduced from 4.00% to 3.50%, (c) assumed real wage growth was reduced from 0.75% to 0.50%, (d) rates of withdrawal, retirement, and disability were updated to reflect recent experience, (e) mortality among active members was updated to the following: RP-2014 Blue Collar Mortality Table with fully generational projection and a five-year age set-back for both males and females, (f) mortality among service retired members, and beneficiaries was updated to the following: RP-2014 Blue Collar Mortality Table with fully generational projection with Scale BB, 120% of male rates, and 110% of female rates, (g) mortality among disabled members was updated to the following: RP-2000 Disabled Mortality Table, 90% for male rates and 100% for female rates, set back five years is used for the period after disability retirement, (h) the municipal bond index rate increased from 2.92% to 3.56% and (i) the single equivalent interest rate, net of plan investment expense, including price inflation increased from 2.98% to 3.63%. For fiscal year 2019, the following changes of assumptions affected the total OPEB liability since the prior measurement date: (a) the discount rate increased from 3.63% to 3.70%, (b) the health care cost trend rates for Medicare were changed from a range of 5.50%-5.00% to a range of 5.375%-4.75% and Pre-Medicare were changed from a range of 7.50%-5.00% to a range of 7.25%-4.75%, (c) the municipal bond index rate increased from 3.56% to 3.62% and (d) the single equivalent interest rate, net of plan investment expense, including price inflation increased from 3.63% to 3.70%. For fiscal year 2020, the following changes of assumptions affected the total OPEB liability since the prior measurement date: (a) the discount rate decreased from 3.70% to 3.22%, (b) the health care cost trend rates for Medicare were changed from a range of 5.375%-4.75% to a range of 5.25%-4.75% and Pre-Medicare were changed from a range of 7.25%-4.75% to a range of 7.00%-4.75%, (c) the municipal bond index rate decreased from 3.62% to 3.13% and (d) the single equivalent interest rate, net of plan investment expense, including price inflation decreased from 3.70% to 3.22%.

STATE TEACHERS RETIREMENT SYSTEM (STRS) OF OHIO

Changes in benefit terms: There were no changes in benefit terms from the amounts previously reported for fiscal year 2017. For fiscal year 2018, STRS reduced the subsidy multiplier for non-Medicare benefit recipients from 2.1% to 1.9% per year of service. Medicare Part B premium reimbursements were discontinued for certain survivors and beneficiaries and all remaining Medicare Part B premium reimbursements will be discontinued beginning January 2019. For fiscal year 2019, STRS increased the subsidy multiplier for non-Medicare benefit recipients from 1.9% to 1.944% per year of service effective January 1, 2019. The non-Medicare frozen subsidy base premium was increased January 1, 2019 and all remaining Medicare Part B premium reimbursements will be discontinued beginning January 1, 2020. For fiscal year 2020, STRS increase the subsidy percentage from 1.944% to 1.984% effective January 1, 2020. The Medicare subsidy percentages were adjusted effective January 1, 2021 to 2.1% for the Medicare plan. The Medicare Part B monthly reimbursement elimination date was postponed to January 1, 2021.

Changes in assumptions: There were no changes in methods and assumptions used in the calculation of actuarial determined contributions for fiscal year 2017. For fiscal year 2018, the following changes of assumption affected the total OPEB liability since the prior measurement date: (a) the discount rate was increased from 3.26% to 4.13% based on the methodology defined under GASB Statement No. 74, Financial Reporting for Postemployment Benefit Plans Other Than Pension Plans (OPEB), (b) the long term expected rate of return was reduced from 7.75% to 7.45%, (c) valuation year per capita health care costs were updated, and the salary scale was modified, (d) the percentage of future retirees electing each option was updated based on current data and the percentage of future disabled retirees and terminated vested participants electing health coverage were decreased and (e) the assumed mortality, disability, retirement, withdrawal and future health care cost trend rates were modified along with the portion of rebated prescription drug costs. For fiscal year 2019, the following changes of assumptions affected the total OPEB liability/asset since the prior measurement date: (a) the discount rate was increased from the blended rate of 4.13% to the long-term expected rate of return of 7.45% based on the methodology defined under GASB Statement No. 74, Financial Reporting for Postemployment Benefit Plans Other Than Pension Plans (OPEB) and (b) decrease in health care cost trend rates from 6.00%-11.00% initial; 4.50% ultimate down to Medical Pre-Medicare 6.00% and Medicare 5.00% initial; 4.00% ultimate and Prescription Drug Pre-Medicare 8.00% and Medicare (5.23%) initial; 4.00% ultimate. For fiscal year 2020, health care cost trend rates were changed to the following: medical pre-medicare from 6.00% initial - 4.00% ultimate down to 5.87% initial - 4.00% ultimate; medical medicare from 5.00% initial - 4.00% ultimate down to 4.93% initial - 4.00% ultimate; prescription drug pre-medicare from 8.00% initial - 4.00% ultimate down to 7.73% initial - 4.00% ultimate and (5.23%) initial - 4.00% ultimate up to 9.62% initial - 4.00% ultimate.

December 2, 2020

To the Board of Education
Buckeye Joint Vocational School District
Tuscarawas County, Ohio
545 University Drive, NE
New Philadelphia, OH 44663

Independent Auditor's Report on Internal Control over Financial Reporting and on Compliance and Other Matters Based on an Audit of Financial Statements Performed in Accordance with *Government Auditing Standards*

We have audited, in accordance with the auditing standards generally accepted in the United States of America and the standards applicable to financial audits contained in *Government Auditing Standards* issued by the Comptroller General of the United States, the financial statements of the governmental activities, each major fund, and the aggregate remaining fund information of Buckeye Joint Vocational School District, Tuscarawas County, Ohio (the "District") as of and for the year ended June 30, 2020, and the related notes to the financial statements, which collectively comprise the District's basic financial statements, and have issued our report thereon dated December 2, 2020, in which we noted the School District restated beginning net position and fund balance to account for the implementation of GASB Statement No. 84, Fiduciary Activities. In addition, we noted in our report that, the financial impact of COVID-19 and the ensuing emergency measures will continue to impact subsequent periods of the School District.

Internal Control over Financial Reporting

In planning and performing our audit of the financial statements, we considered the District's internal control over financial reporting (internal control) as a basis for designing audit procedures that are appropriate in the circumstances for the purpose of expressing our opinions on the financial statements, but not for the purpose of expressing an opinion on the effectiveness of the District's internal control. Accordingly, we do not express an opinion on the effectiveness of the District's internal control.

A *deficiency in internal control* exists when the design or operation of a control does not allow management or employees, in the normal course of performing their assigned functions, to prevent, or detect and correct, misstatements on a timely basis. A *material weakness* is a deficiency, or a combination of deficiencies, in internal control, such that there is a reasonable possibility that a material misstatement of the entity's financial statements will not be prevented, or detected and corrected on a timely basis. A *significant deficiency* is a deficiency, or a combination of deficiencies, in internal control that is less severe than a material weakness, yet important enough to merit attention by those charged with governance.

Our consideration of internal control was for the limited purpose described in the first paragraph of this section and was not designed to identify all deficiencies in internal control that might be material weaknesses or significant deficiencies. Given these limitations, during our audit we did not identify any deficiencies in internal control that we consider to be material weaknesses. However, material weaknesses may exist that have not been identified.

Compliance and Other Matters

As part of obtaining reasonable assurance about whether the District's financial statements are free from material misstatement, we performed tests of its compliance with certain provisions of laws, regulations, contracts, and grant agreements, noncompliance with which could have a direct and material effect on the financial statement amounts. However, providing an opinion on compliance with those provisions was not an objective of our audit, and accordingly, we do not express such an opinion. The results of our tests disclosed no instances of noncompliance or other matters that are required to be reported under *Government Auditing Standards*.

Purpose of this Report

The purpose of this report is solely to describe the scope of our testing of internal control and compliance and the results of that testing, and not to provide an opinion on the effectiveness of the entity's internal control or on compliance. This report is an integral part of an audit performed in accordance with *Government Auditing Standards* in considering the entity's internal control and compliance. Accordingly, this communication is not suitable for any other purpose.

Rea & Associates, Inc.

Zanesville, Ohio

December 2, 2020

To the Board of Education
Buckeye Joint Vocational School District
Tuscarawas County, Ohio
545 University Drive, NE
New Philadelphia, OH 44663

**Independent Auditor's Report on Compliance for Each Major Federal Program and
Report on Internal Control over Compliance Required by the Uniform Guidance**

Report on Compliance for Each Major Federal Program

We have audited the Buckeye Joint Vocational School District, Tuscarawas County, Ohio (the "District") compliance with the types of compliance requirements described in the *OMB Compliance Supplement* that could have a direct and material effect on each of the District's major federal programs for the year ended June 30, 2020. The District's major federal programs are identified in the summary of auditor's results section of the accompanying *Schedule of Findings and Questioned Costs*.

Management's Responsibility

Management is responsible for compliance with the requirements of federal statutes, regulations, and the terms and conditions of its federal awards applicable to its federal programs.

Auditor's Responsibility

Our responsibility is to express an opinion on compliance for each of the District's major federal programs based on our audit of the types of compliance requirements referred to above. We conducted our audit of compliance in accordance with auditing standards generally accepted in the United States of America; the standards applicable to financial audits contained in *Government Auditing Standards*, issued by the Comptroller General of the United States; the audit requirements of Title 2 U.S. *Code of Federal Regulations* Part 200, *Uniform Administrative Requirements, Cost Principles, and Audit Requirements for Federal Awards* (Uniform Guidance). Those standards and Uniform Guidance require that we plan and perform the audit to obtain reasonable assurance about whether noncompliance with the types of compliance requirements referred to above that could have a direct and material effect on a major federal program occurred. An audit includes examining, on a test basis, evidence about the District's compliance with those requirements and performing such other procedures as we considered necessary in the circumstances.

We believe that our audit provides a reasonable basis for our opinion on compliance for each major federal program. However, our audit does not provide a legal determination of the District's compliance.

Opinion on Each Major Federal Program

In our opinion, the District complied, in all material respects, with the types of compliance requirements referred to above that could have a direct and material effect on each of its major federal programs for the year ended June 30, 2020.

Report on Internal Control over Compliance

Management of the District is responsible for establishing and maintaining effective internal control over compliance with the types of compliance requirements referred to above. In planning and performing our audit of compliance, we considered the District's internal control over compliance with the types of requirements that could have a direct and material effect on each major federal program to determine the auditing procedures that are appropriate in the circumstances for the purpose of expressing an opinion on compliance for each major federal program and to test and report on internal control over compliance in accordance with Uniform Guidance, but not for the purpose of expressing an opinion on the effectiveness of internal control over compliance. Accordingly, we do not express an opinion on the effectiveness of the District's internal control over compliance.

A deficiency in internal control over compliance exists when the design or operation of a control over compliance does not allow management or employees, in the normal course of performing their assigned functions, to prevent, or detect and correct, noncompliance with a type of compliance requirement of a federal program on a timely basis. *A material weakness in internal control over compliance* is a deficiency, or combination of deficiencies, in internal control over compliance, such that there is a reasonable possibility that material noncompliance with a type of compliance requirement of a federal program will not be prevented, or detected and corrected, on a timely basis. *A significant deficiency in internal control over compliance* is a deficiency, or a combination of deficiencies, in internal control over compliance with a type of compliance requirement of a federal program that is less severe than a material weakness in internal control over compliance, yet important enough to merit attention by those charged with governance.

Our consideration of internal control over compliance was for the limited purpose described in the first paragraph of this section and was not designed to identify all deficiencies in internal control over compliance that might be material weaknesses or significant deficiencies. We did not identify any deficiencies in internal control over compliance that we consider to be material weaknesses. However, material weaknesses may exist that have not been identified.

The purpose of this report on internal control over compliance is solely to describe the scope of our testing of internal control over compliance and the results of that testing based on the requirements of the Uniform Guidance. Accordingly, this report is not suitable for any other purpose.

Rea & Associates, Inc.

Zanesville, Ohio

**BUCKEYE JOINT VOCATIONAL SCHOOL DISTRICT
TUSCARAWAS COUNTY, OHIO
SCHEDULE OF EXPENDITURES OF FEDERAL AWARDS
FOR THE FISCAL YEAR ENDED JUNE 30, 2020**

FEDERAL GRANTOR Pass-Through Grantor Program/Cluster Title	Federal CFDA Number	Grant Year	Expenditures
U.S. DEPARTMENT OF EDUCATION			
<i>Direct from Federal Government</i>			
Student Financial Assistance Cluster:			
Federal Pell Grant Program	84.063	2020	\$274,771
<i>Total Student Financial Aid Cluster</i>			<u>274,771</u>
Education Stabilization Fund	84.425E	2020	118,342
Education Stabilization Fund	84.425N	2020	45,116
<i>Total Education Stabilization Fund</i>			<u>163,458</u>
Passed Through Ohio Department of Education			
ASPIRE Instructional Grant	84.002	2019	3,398
ASPIRE Instructional Grant	84.002	2020	101,311
<i>Total ASPIRE</i>			<u>104,709</u>
Career and Technical Education - Basic Grants to States	84.048	2019	21,791
Career and Technical Education - Basic Grants to States	84.048	2020	307,844
<i>Total Career and Technical Education - Basic Grants to States</i>			<u>329,635</u>
Passed Through Upper Valley Career Center			
Career and Technical Education - Basic Grants to States	84.048	2020	93,112
<i>Total Career and Technical Education</i>			<u>422,747</u>
Total U.S. Department of Education			<u>965,685</u>
U.S. DEPARTMENT OF THE TREASURY			
<i>Passed Through Ohio Department of Education</i>			
Coronavirus Relief Fund Grant	21.019	2020	16,249
Total U.S. Department of the Treasury			<u>16,249</u>
U.S. DEPARTMENT OF AGRICULTURE			
<i>Passed Through Ohio Department of Education</i>			
Child Nutrition Cluster:			
School Breakfast Program	10.553	2020	25,759
School Breakfast Program: COVID-19	10.553	2020	2,394
<i>Total School Breakfast Program</i>			<u>28,153</u>
National School Lunch Program	10.555	2020	114,104
National School Lunch Program: COVID-19	10.555	2020	9,882
<i>Total National School Lunch Program</i>			<u>123,986</u>
<i>Total Child Nutrition Cluster</i>			<u>152,139</u>
Total U.S. Department of Agriculture			<u>152,139</u>
Total Expenditures of Federal Awards			<u><u>\$1,134,073</u></u>

The accompanying notes are an integral part of this schedule.

Buckeye Joint Vocational School District
Tuscarawas County, Ohio
Notes to the Schedule of Expenditures of Federal Awards
2 CFR 200.510(b)(6)
For the Fiscal Year Ended June 30, 2020

NOTE A – BASIS OF PRESENTATION

The accompanying Schedule of Expenditures of Federal Awards (the Schedule) includes the federal award activity of Buckeye Joint Vocational School District (the District) under programs of the federal government for the year ended June 30, 2020. The information on this Schedule is prepared in accordance with the requirements of Title 2 U.S. Code of Federal Regulations Part 200, *Uniform Administrative Requirements, Cost Principles, and Audit Requirements for Federal Awards* (Uniform Guidance). Because the Schedule presents only a selected portion of the operations of the District, it is not intended to and does not present the financial position, changes in net position, or cash flows of the District.

NOTE B – SUMMARY OF SIGNIFICANT ACCOUNTING POLICIES

Expenditures reported on the Schedule are reported on the cash basis of accounting. Such expenditures are recognized following the cost principles contained in Title 2 U.S. Code of Federal Regulations Part 200, *Uniform Administrative Requirements, Cost Principles, and Audit Requirements for Federal Awards*, wherein certain types of expenditures may or may not be allowable or may be limited as to reimbursement.

NOTE C – INDIRECT COST RATE

The District has elected not to use the 10-percent de minimis indirect cost rate as allowed under the Uniform Guidance.

NOTE D - CHILD NUTRITION CLUSTER

The District commingles cash receipts from the U.S. Department of Agriculture with similar State grants. When reporting expenditures on this Schedule, the School District assumes it expends federal monies first.

Buckeye Joint Vocational School District
Tuscarawas County, Ohio
Schedule of Findings and Questioned Costs
2 CFR Section 200.515
June 30, 2020

1. SUMMARY OF AUDITOR'S RESULTS
--

(d) (1) (i)	Type of Financial Statement Opinion	Unmodified
(d) (1) (ii)	Were there any material control weaknesses in internal control reported at the financial statement level (GAGAS)?	No
(d) (1) (ii)	Were there any significant deficiencies in internal control reported at the financial statement level (GAGAS)?	None reported
(d) (1) (iii)	Was there any reported material non-compliance at the financial statement level (GAGAS)?	No
(d) (1) (iv)	Were there any material control weaknesses in internal control reported for major federal programs?	No
(d) (1) (iv)	Were there any significant deficiencies in internal control reported for major federal programs?	None reported
(d) (1) (v)	Type of Major Programs' Compliance Opinion	Unmodified
(d) (1) (vi)	Are there any reportable findings under 2 CFR § 200.516(a)?	No
(d) (1) (vii)	Major Programs (list): Career and Technical Education – Basic Grants to States	CFDA # 84.048
(d) (1) (viii)	Dollar Threshold: Type A/B Programs	Type A: > \$750,000 Type B: All others
(d) (1) (ix)	Low Risk Auditee?	Yes

2. FINDINGS RELATED TO THE FINANCIAL STATEMENTS REQUIRED TO BE REPORTED IN ACCORDANCE WITH GAGAS

None were noted

3. FINDINGS AND QUESTIONED COSTS FOR FEDERAL AWARDS
--

None were noted

OHIO AUDITOR OF STATE KEITH FABER



**BUCKEYE JOINT VOCATIONAL SCHOOL DISTRICT
TUSCARAWAS COUNTY**

AUDITOR OF STATE OF OHIO CERTIFICATION

This is a true and correct copy of the report, which is required to be filed pursuant to Section 117.26, Revised Code, and which is filed in the Office of the Ohio Auditor of State in Columbus, Ohio.



Certified for Release 1/19/2021

88 East Broad Street, Columbus, Ohio 43215
Phone: 614-466-4514 or 800-282-0370

This report is a matter of public record and is available online at
www.ohioauditor.gov