



OHIO AUDITOR OF STATE  
**KEITH FABER**



CITY OF MENTOR  
LAKE COUNTY

TABLE OF CONTENTS

<b>TITLE</b>	<b>PAGE</b>
Prepared by Management:	
Schedule of Expenditures of Federal Awards .....	1
Notes to the Schedule of Expenditures of Federal Awards.....	2
Independent Auditor's Report on Internal Control Over Financial Reporting and on Compliance and Other Matters Required By <i>Government Auditing Standards</i> .....	3
Independent Auditor's Report on Compliance with Requirements Applicable to the Major Federal Program and on Internal Control Over Compliance Required by the Uniform Guidance.....	5
Schedule of Findings.....	9
Attachment: Comprehensive Annual Financial Report	

**This page intentionally left blank.**

CITY OF MENTOR  
LAKE COUNTY

SCHEDULE OF EXPENDITURES OF FEDERAL AWARDS  
FOR THE YEAR ENDED DECEMBER 31, 2020

FEDERAL GRANTOR <i>Pass Through Grantor</i> Program / Cluster Title	Federal CFDA Number	Pass Through Entity Identifying Number	Total Federal Expenditures
<b>U.S. DEPARTMENT OF HOUSING AND URBAN DEVELOPMENT</b>			
<i>Direct Program:</i>			
Community Development Block Grants/Entitlement Grants	14.218	B-14-MC-39-0033	\$57,662
		B-15-MC-39-0033	5,622
		B-16-MC-39-0033	1,626
		B-17-MC-39-0033	25,515
		B-18-MC-39-0033	21,907
		B-19-MC-39-0033	94,084
		B-20-MC-39-0033	45
		B-20-MW-39-0033	40,000
Total U.S. Department of Housing and Urban Development			<u>246,461</u>
<b>U.S. DEPARTMENT OF JUSTICE</b>			
<i>Direct Program:</i>			
Bulletproof Vest Partnership Program	16.607	2018-BUBX-18094847	7,952
		2019-BUBX-19097526	2,757
Total - Bulletproof Vest Partnership Program			<u>10,709</u>
<i>Passed Through the Ohio Office of Criminal Justice Services:</i>			
Crime Victim Assistance	16.575	2020-VOCA-132923004	28,173
		2021-VOCA-134153658	9,535
Total - Crime Victim Assistance			<u>37,708</u>
Total U.S. Department of Justice			<u>48,417</u>
<b>U.S. DEPARTMENT OF HOMELAND SECURITY:</b>			
<i>Passed Through Ohio Emergency Management Agency:</i>			
COVID-19 Disaster Grants- Public Assistance	97.036	FEMA-DR-4507-OH	126,565
COVID-19 Emergency Food and Shelter National Board Program	97.024		14,000
<i>Passed Through the Lake County Sheriff's Department:</i>			
Homeland Security Grant Program	97.067	EMW-2018-SS-00038	38,438
Total U.S. Department of Homeland Security			<u>179,003</u>
<b>U.S. DEPARTMENT OF ENVIRONMENTAL PROTECTION AGENCY</b>			
<i>Passed Through Ohio Environmental Protection Agency:</i>			
Nonpoint Source Implementation Grants	66.460	C99755500018	257,234
Total U.S. Department of Environmental Protection Agency			<u>257,234</u>
<b>U.S. DEPARTMENT OF TRANSPORTATION</b>			
<i>Passed Through Ohio Department of Transportation</i>			
Highway Planning and Construction	20.205	PID 105938	780,000
		PID 89258	432,498
Total U.S. Department of Transportation/Highway Planning and Construction Cluster			<u>1,212,498</u>
<b>U.S. DEPARTMENT OF TREASURY</b>			
<i>Passed Through Ohio Office of Budget and Management:</i>			
COVID-19 Coronavirus Relief Fund	21.019	HB481-CRF-LOCAL	16,217
		HB481-LOCAL-DIST	4,973,508
			40,000
Total U.S. Department of Treasury			<u>5,029,725</u>
<b>U.S. DEPARTMENT OF HEALTH AND HUMAN SERVICES</b>			
<i>Passed Through Ohio Department of Health and Human Services:</i>			
COVID-19 Provider Relief Fund	93.498		46,494
Total U.S. Department of Health and Human Services			<u>46,494</u>
<b>Total Expenditures of Federal Awards</b>			<u><u>\$7,019,832</u></u>

The accompanying notes are an integral part of this schedule.

**CITY OF MENTOR  
LAKE COUNTY**

**NOTES TO THE SCHEDULE OF EXPENDITURES OF FEDERAL AWARDS  
2 CFR 200.510(b)(6)  
FOR THE YEAR ENDED DECEMBER 31, 2020**

**NOTE A – BASIS OF PRESENTATION**

The accompanying Schedule of Expenditures of Federal Awards (the Schedule) includes the federal award activity of the City of Mentor (the City) under programs of the federal government for the year ended December 31, 2020. The information on this Schedule is prepared in accordance with the requirements of Title 2 U.S. Code of Federal Regulations Part 200, *Uniform Administrative Requirements, Cost Principles, and Audit Requirements for Federal Awards* (Uniform Guidance). Because the Schedule presents only a selected portion of the operations of the City, it is not intended to and does not present the financial position, changes in net position, or cash flows of the City.

**NOTE B – SUMMARY OF SIGNIFICANT ACCOUNTING POLICIES**

Expenditures reported on the Schedule are reported on the cash basis of accounting. Such expenditures are recognized following the cost principles contained in Uniform Guidance wherein certain types of expenditures may or may not be allowable or may be limited as to reimbursement.

**NOTE C – INDIRECT COST RATE**

The City has elected not to use the 10-percent de minimis indirect cost rate as allowed under the Uniform Guidance.

**NOTE D - MATCHING REQUIREMENTS**

Certain Federal programs require the City to contribute non-Federal funds (matching funds) to support the Federally-funded programs. The City has met its matching requirements. The Schedule does not include the expenditure of non-Federal matching funds.

# OHIO AUDITOR OF STATE KEITH FABER



Lausche Building, 12<sup>th</sup> Floor  
615 Superior Avenue, NW  
Cleveland, Ohio 44113-1801  
(216) 787-3665 or (800) 626-2297  
NortheastRegion@ohioauditor.gov

## INDEPENDENT AUDITOR'S REPORT ON INTERNAL CONTROL OVER FINANCIAL REPORTING AND ON COMPLIANCE AND OTHER MATTERS REQUIRED BY GOVERNMENT AUDITING STANDARDS

City of Mentor  
Lake County  
8500 Civic Center Boulevard  
Mentor, Ohio 44060

To the City Council:

We have audited, in accordance with auditing standards generally accepted in the United States and the Comptroller General of the United States' *Government Auditing Standards*, the financial statements of the governmental activities, each major fund, and the aggregate remaining fund information of the City of Mentor, Lake County, Ohio (the City) as of and for the year ended December 31, 2020, and the related notes to the financial statements, which collectively comprise the City's basic financial statements and have issued our report thereon dated June 16, 2021, wherein we noted the financial impact of COVID-19 and the continuing emergency measures which may impact subsequent periods of the City.

### ***Internal Control Over Financial Reporting***

As part of our financial statement audit, we considered the City's internal control over financial reporting (internal control) as a basis for designing audit procedures appropriate in the circumstances to the extent necessary to support our opinions on the financial statements, but not to the extent necessary to opine on the effectiveness of the City's internal control. Accordingly, we have not opined on it.

*A deficiency in internal control* exists when the design or operation of a control does not allow management or employees, when performing their assigned functions, to prevent, or detect and timely correct misstatements. *A material weakness* is a deficiency, or combination of internal control deficiencies resulting in a reasonable possibility that internal control will not prevent or detect and timely correct a material misstatement of the City's financial statements. *A significant deficiency* is a deficiency, or a combination of deficiencies, in internal control that is less severe than a material weakness, yet important enough to merit attention by those charged with governance.

Our consideration of internal control was for the limited purpose described in the first paragraph of this section and was not designed to identify all internal control deficiencies that might be material weaknesses or significant deficiencies. Given these limitations, we did not identify any deficiencies in internal control that we consider material weaknesses. However, unidentified material weaknesses may exist.

***Compliance and Other Matters***

As part of reasonably assuring whether the City's financial statements are free of material misstatement, we tested its compliance with certain provisions of laws, regulations, contracts, and grant agreements, noncompliance with which could directly and materially affect the financial statements. However, opining on compliance with those provisions was not an objective of our audit and accordingly, we do not express an opinion. The results of our tests disclosed no instances of noncompliance or other matters we must report under *Government Auditing Standards*.

***Purpose of this Report***

This report only describes the scope of our internal control and compliance testing and our testing results, and does not opine on the effectiveness of the City's internal control or on compliance. This report is an integral part of an audit performed under *Government Auditing Standards* in considering the City's internal control and compliance. Accordingly, this report is not suitable for any other purpose.



Keith Faber  
Auditor of State  
Columbus, Ohio

June 16, 2021



# OHIO AUDITOR OF STATE KEITH FABER



Lausche Building, 12<sup>th</sup> Floor  
615 Superior Avenue, NW  
Cleveland, Ohio 44113-1801  
(216) 787-3665 or (800) 626-2297  
NortheastRegion@ohioauditor.gov

## INDEPENDENT AUDITOR'S REPORT ON COMPLIANCE WITH REQUIREMENTS APPLICABLE TO THE MAJOR FEDERAL PROGRAM AND ON INTERNAL CONTROL OVER COMPLIANCE REQUIRED BY THE UNIFORM GUIDANCE

City of Mentor  
Lake County  
8500 Civic Center Boulevard  
Mentor, Ohio 44060

To the City of Council:

### ***Report on Compliance for the Major Federal Program***

We have audited the City of Mentor's (the City) compliance with the applicable requirements described in the U.S. Office of Management and Budget (OMB) *Compliance Supplement* that could directly and materially affect the City of Mentor's major federal program for the year ended December 31, 2020. The *Summary of Auditor's Results* in the accompanying schedule of findings identifies the City's major federal program.

### ***Management's Responsibility***

The City's Management is responsible for complying with federal statutes, regulations, and the terms and conditions of its federal awards applicable to its federal programs.

### ***Auditor's Responsibility***

Our responsibility is to opine on the City's compliance for the City's major federal program based on our audit of the applicable compliance requirements referred to above. Our compliance audit followed auditing standards generally accepted in the United States of America; the standards for financial audits included in the Comptroller General of the United States' *Government Auditing Standards*; and the audit requirements of Title 2 U.S. *Code of Federal Regulations* Part 200, *Uniform Administrative Requirements, Cost Principles, and Audit Requirements for Federal Awards* (Uniform Guidance). These standards and the Uniform Guidance require us to plan and perform the audit to reasonably assure whether noncompliance with the applicable compliance requirements referred to above that could directly and materially affect a major federal program occurred. An audit includes examining, on a test basis, evidence about the City's compliance with those requirements and performing such other procedures as we considered necessary in the circumstances.

We believe our audit provides a reasonable basis for our compliance opinion on the City's major program. However, our audit does not provide a legal determination of the City's compliance.

***Opinion on the Major Federal Program***

In our opinion, the City of Mentor complied, in all material respects with the compliance requirements referred to above that could directly and materially affect its major federal program for the year ended December 31, 2020.

***Report on Internal Control Over Compliance***

The City's management is responsible for establishing and maintaining effective internal control over compliance with the applicable compliance requirements referred to above. In planning and performing our compliance audit, we considered the City's internal control over compliance with the applicable requirements that could directly and materially affect a major federal program, to determine our auditing procedures appropriate for opining on each major federal program's compliance and to test and report on internal control over compliance in accordance with the Uniform Guidance, but not to the extent needed to opine on the effectiveness of internal control over compliance. Accordingly, we have not opined on the effectiveness of the City's internal control over compliance.

*A deficiency in internal control over compliance* exists when the design or operation of a control over compliance does not allow management or employees, when performing their assigned functions, to prevent, or to timely detect and correct, noncompliance with a federal program's applicable compliance requirement. A *material weakness in internal control over compliance* is a deficiency, or combination of deficiencies, in internal control over compliance, such that there is a reasonable possibility that material noncompliance with a federal program compliance requirement will not be prevented, or timely detected and corrected. A *significant deficiency in internal control over compliance* is a deficiency, or a combination of deficiencies, in internal control over compliance with federal program's applicable compliance requirement that is less severe than a material weakness in internal control over compliance, yet important enough to merit attention by those charged with governance.

Our consideration of internal control over compliance was for the limited purpose described in the first paragraph of this section and would not necessarily identify all deficiencies in internal control over compliance that might be material weaknesses or significant deficiencies. We did not identify any deficiencies in internal control over compliance that we consider to be material weaknesses. However, material weaknesses may exist that have not been identified.

This report only describes the scope of our internal control over compliance tests and the results of this testing based on Uniform Guidance requirements. Accordingly, this report is not suitable for any other purpose.

***Report on Schedule of Expenditures of Federal Awards Required by the Uniform Guidance***

We have also audited the financial statements of the governmental activities, each major fund and the aggregate remaining fund information of City of Mentor (the City) as of and for the year ended December 31, 2020, and the related notes to the financial statements, which collectively comprise the City's basic financial statements. We issued our unmodified report thereon dated June 16, 2021. We conducted our audit to opine on the City's basic financial statements as a whole. The accompanying schedule of expenditures of federal awards presents additional analysis required by the Uniform Guidance and is not a required part of the basic financial statements. The schedule is management's responsibility, and was derived from and relates directly to the underlying accounting and other records management used to prepare the basic financial statements. We subjected this schedule to the auditing procedures we applied to the basic financial statements. We also applied certain additional procedures, including comparing and reconciling this schedule directly to the underlying accounting and other records used to prepare the basic financial statements or to the basic financial statements themselves, and other additional procedures in accordance with auditing standards generally accepted in the United States of America. In our opinion, this schedule is fairly stated, in all material respects, in relation to the basic financial statements taken as a whole.



Keith Faber  
Auditor of State  
Columbus, Ohio

June 16, 2021

**This page intentionally left blank.**

**CITY OF MENTOR  
LAKE COUNTY**

**SCHEDULE OF FINDINGS  
2 CFR § 200.51  
DECEMBER 31, 2020**

**1. SUMMARY OF AUDITOR'S RESULTS**

<i>(d)(1)(i)</i>	Type of Financial Statement Opinion	Unmodified
<i>(d)(1)(ii)</i>	Were there any material weaknesses in internal control reported at the financial statement level (GAGAS)?	No
<i>(d)(1)(ii)</i>	Were there any significant deficiencies in internal control reported at the financial statement level (GAGAS)?	No
<i>(d)(1)(iii)</i>	Was there any reported material noncompliance at the financial statement level (GAGAS)?	No
<i>(d)(1)(iv)</i>	Were there any material weaknesses in internal control reported for major federal programs?	No
<i>(d)(1)(iv)</i>	Were there any significant deficiencies in internal control reported for major federal programs?	No
<i>(d)(1)(v)</i>	Type of Major Programs' Compliance Opinion	Unmodified
<i>(d)(1)(vi)</i>	Are there any reportable findings under 2 CFR § 200.516(a)?	No
<i>(d)(1)(vii)</i>	Major Programs (list):	➤ Coronavirus Relief Fund, CFDA 21.019
<i>(d)(1)(viii)</i>	Dollar Threshold: Type A/B Programs	Type A: > \$ 750,000 Type B: all others
<i>(d)(1)(ix)</i>	Low Risk Auditee under 2 CFR § 200.520?	No

**2. FINDINGS RELATED TO THE FINANCIAL STATEMENTS  
REQUIRED TO BE REPORTED IN ACCORDANCE WITH GAGAS**

None.

**3. FINDINGS AND QUESTIONED COSTS FOR FEDERAL AWARDS**

None.



CITY OF  
MENTOR, OHIO



**COMPREHENSIVE ANNUAL FINANCIAL REPORT**  
FOR THE FISCAL YEAR ENDED DECEMBER 31, 2020

ISSUED BY THE DEPARTMENT OF FINANCE

DAVID W. MALINOWSKI, DIRECTOR  
BONNIE L. LINGAFELTER, ASSISTANT DIRECTOR

# CITY OF MENTOR, OHIO

## COMPREHENSIVE ANNUAL FINANCIAL REPORT YEAR ENDED DECEMBER 31, 2020 TABLE OF CONTENTS

---

	<b>Page</b>
<b>INTRODUCTORY SECTION</b>	
Letter of Transmittal -----	1
Principal City Officials -----	8
Department of Finance Staff -----	9
Organization Chart -----	10
Certificate of Achievement for Excellence in Financial Reporting -----	11
<b>FINANCIAL SECTION</b>	
Independent Auditor's Report -----	13
Management's Discussion and Analysis -----	17
<b>BASIC FINANCIAL INFORMATION</b>	
<b>Government Wide Financial Statements:</b>	
Statement of Net Position -----	35
Statement of Activities -----	36
<b>Fund Financial Statements:</b>	
Balance Sheet – Governmental Funds -----	37
Reconciliation of the Balance Sheet – Governmental Funds to the Statement of Net Position -----	38
Statement of Revenues, Expenditures and Changes in Fund Balances - Governmental Funds -----	39
Reconciliation of the Statement of Revenues, Expenditures and Changes in Fund Balances of Governmental Funds to the Statement of Activities -----	40
Statement of Revenues, Expenditures and Changes in Fund Balances - General Fund - Budget and Actual (Non-GAAP Budgetary Basis) -----	41
Statement of Net Position – Proprietary Funds -----	42
Statement of Revenues, Expenses and Changes in Net Position – Proprietary Funds -----	43
Statement of Cash Flows – Proprietary Funds -----	44
Statement of Fiduciary Net Position – Fiduciary Funds -----	45
Statement of Changes in Fiduciary Net Position – Fiduciary Funds -----	46
Notes to the Basic Financial Statements -----	47
<b>REQUIRED SUPPLEMENTARY INFORMATION</b>	
Schedule of the City's Proportionate Share of the Net Pension Liability/Asset Ohio Public Employees Retirement System -----	95
Schedule of the City's Proportionate Share of the Net Pension Liability Ohio Police and Fire Pension Fund -----	96
Schedule of City Contributions – Pension – Ohio Public Employees Retirement System --	97
Schedule of City Contributions – Pension - Ohio Police and Fire Pension Fund -----	98
Schedule of the City's Proportionate Share of the Net OPEB Liability Ohio Public Employees Retirement System -----	99



# CITY OF MENTOR, OHIO

## COMPREHENSIVE ANNUAL FINANCIAL REPORT YEAR ENDED DECEMBER 31, 2020 TABLE OF CONTENTS

---

	<b>Page</b>
<b>REQUIRED SUPPLEMENTARY INFORMATION (Continued)</b>	
Schedule of the City's Proportionate Share of the Net OPEB Liability	
Ohio Police and Fire Pension Fund -----	100
Schedule of City Contributions – OPEB – Ohio Public Employees Retirement System -----	101
Schedule of City Contributions – OPEB - Ohio Police and Fire Pension Fund -----	102
Notes to the Required Supplementary Information -----	103
<b>SUPPLEMENTARY INFORMATION</b>	
<b>Individual Fund Schedules of Revenues and Expenditures – Budget and Actual (Non-GAAP Budgetary Basis):</b>	
Major Funds	
General Fund-----	105
Special Assessment Bond Retirement Fund -----	107
<b>Combining Statements and Individual Fund Schedules:</b>	
Description of Nonmajor Governmental Funds -----	108
Combining Governmental Balance Sheet – Nonmajor Governmental Funds	
Summary by Fund Type-----	114
Combining Balance Sheet – Nonmajor Special Revenue Funds -----	115
Combining Balance Sheet – Nonmajor Debt Service Funds -----	123
Combining Balance Sheet – Nonmajor Capital Projects Funds-----	124
Combining Statement of Revenues, Expenditures and Changes in Fund Balances	
Summary by Fund Type -----	130
Combining Statement of Revenues, Expenditures and Changes in Fund Balances – Nonmajor Special Revenue Funds-----	131
Combining Statement of Revenues, Expenditures and Changes in Fund Balances – Nonmajor Debt Service Funds -----	139
Combining Statement of Revenues, Expenditures and Changes in Fund Balances – Nonmajor Capital Projects-----	140
Schedules of Revenues and Expenditures - Budget and Actual (Non-GAAP Budgetary Basis) Nonmajor Funds:	
Street Fund -----	146
TIF Fund -----	147
Police Pension Fund -----	148
Fire Pension Fund -----	149
Fire Levy Fund -----	150
Senior Citizens Services Levy Fund -----	151
Community Recreation Facilities Fund -----	152
Cemetery Fund -----	153
Economic Development Fund -----	154
Subdivision Street Tree Fund -----	155
Street Lighting Fund -----	156
Court Computer Fund -----	157
Court Special Projects Fund -----	158

# CITY OF MENTOR, OHIO

## COMPREHENSIVE ANNUAL FINANCIAL REPORT YEAR ENDED DECEMBER 31, 2020 TABLE OF CONTENTS

---

	<b>Page</b>
<b>SUPPLEMENTARY INFORMATION (Continued)</b>	
Enforcement and Education Fund -----	159
Court Probation Services Fund -----	160
Indigent Driver Alcohol Treatment Fund -----	161
Indigent Driver Alcohol Monitoring Fund -----	162
Law Enforcement Trust Fund -----	163
Payroll Stabilization Fund -----	164
Police Canine Fund -----	165
Seat Belt Grant Fund -----	166
VOCA Victims Assistance Grant Fund -----	167
Local Coronavirus Fund -----	168
CDBG NSP Fund -----	169
Community Development Block Grant Fund -----	170
Forfeited Property – U.S. Department of Justice Fund -----	171
Council Donation Fund -----	172
Police Donation Fund -----	173
Fire Donation Fund -----	174
Parks and Recreation Donation Fund -----	175
Senior Citizens Activities Fund -----	176
Cultural Fund -----	177
Beautification Fund -----	178
Local Grant Fund-----	179
General Obligation Bond Retirement Fund -----	180
Plaza Boulevard Extension Fund -----	181
Amphitheater Fund -----	182
Springbrook Park Fund -----	183
Woodnorton Way Fund -----	184
Two Town Detention Basin Fund -----	185
Rice Detention Basin Fund -----	186
Marigold Road Fund -----	187
Headlands Street Rehab Orchard Road Fund -----	188
Emergency Regional Response Facility Fund -----	189
Belle Meadow Road Fund -----	190
Hendricks Hopkins Resurfacing Fund -----	191
SR615 Resurfacing Fund -----	192
Lake Overlook Reconstruction Fund -----	193
Stockbridge/Dartmoor Storm Sewer Improvement Fund -----	194
Brooksdale Road Fund -----	195
State Grants - Other Fund -----	196
US20 Widening/Resurfacing Fund -----	197
Hopkins Road Resurfacing Market to Mentor Fund -----	198
Tyler Blvd Resurfacing to SR615 Fund -----	199
Federal Grants – Other Fund -----	200

# CITY OF MENTOR, OHIO

## COMPREHENSIVE ANNUAL FINANCIAL REPORT YEAR ENDED DECEMBER 31, 2020 TABLE OF CONTENTS

---

	<b>Page</b>
<b>STATISTICAL SECTION</b>	
Statistical Section – Contents .....	201
Net Position by Components (Accrual Basis) – Last Ten Fiscal Years .....	202
Changes in Net Position (Accrual Basis) – Last Ten Fiscal Years .....	203
Fund Balances, Governmental Funds (Modified Accrual Basis) – Last Ten Fiscal Years .....	205
Changes in Fund Balances, Governmental Funds (Modified Accrual Basis) – Last Ten Fiscal Years .....	206
Assessed Valuation and Estimated Actual Values of Taxable Property – Last Ten Fiscal Years .....	207
Property Tax Rates – Direct and Overlapping Governments – Last Ten Fiscal Years.....	208
Principal Property Tax Payers – Current Year and Nine Years Ago.....	209
Property Tax Levies and Collections – Real and Public Utility Property Only – Last Ten Fiscal Years .....	210
Income Tax Revenue Base and Collections (Cash Basis) – Last Ten Fiscal Years and Top Ten Income Tax Withholders – Current Year and Nine Years Ago .....	211
Ratios of Outstanding Debt by Type – Last Ten Fiscal Years .....	212
Ratios of Net General Bonded Debt to Assessed Valuation and Net Bonded Debt per Capita – Last Ten Fiscal Years .....	213
Direct and Overlapping Debt – December 31, 2020 .....	214
Legal Debt Margin – Last Ten Fiscal Years .....	215
Pledged-Revenue Coverage – Last Ten Fiscal Years.....	216
Demographic and Economic Statistics – Last Ten Fiscal Years .....	217
Principal Employers – Current Year and Nine Years Ago .....	218
Full-Time City Government Employees by Function/Program – Last Ten Fiscal Years .....	219
Operating Indicators by Function/Program – Last Ten Fiscal Years .....	220
Capital Assets Statistics by Function/Program – Last Ten Fiscal Years .....	221





# City of Mentor

Council-manager  
government since 1963

8500 Civic Center Boulevard  
Mentor, Ohio 44060-2499  
440-255-1100  
[www.cityofmentor.com](http://www.cityofmentor.com)

June 16, 2021

City Manager, Council President and members of City Council  
of the City of Mentor, Ohio

## Introduction

We are pleased to present the Comprehensive Annual Financial Report of the City of Mentor (the "City") for the year ended December 31, 2020. This report, prepared by the Department of Finance, includes the basic financial statements that summarize the various operations related to the City's 2020 activities. Our intention is to provide a clear, comprehensive, and materially accurate overview of the City's financial position at the close of last year. The enclosed information has been designed to allow the reader to gain an understanding of the City's finances, including financial trends, financial instruments, and fund performances. The City has complete responsibility for all information contained in this report.

This report consists of management's representations concerning the finances of the City. Consequently, management assumes full responsibility for the completeness and reliability of all of the information presented in this report. To provide a reasonable basis for making these representations, management of the City has established a comprehensive internal control framework that is designed both to protect the City's assets from loss, theft, or misuse and to compile sufficient reliable information for the preparation of the City's financial statements in conformity with accounting principles generally accepted in the United States of America ("GAAP"). Because the cost of internal controls should not outweigh their benefits, this comprehensive framework of internal controls has been designed to provide reasonable rather than absolute assurance that the financial statements will be free from material misstatement. As management, we assert that, to the best of our knowledge and belief, this financial report is complete and reliable in all material respects and presents fairly the financial position and results of operations of the various funds of the City. All necessary disclosures are included in this report to enable the reader to understand the City's financial activities.

The City's financial statements may be audited either by the Auditor of the State of Ohio, or with permission of the Auditor of State, by an independent certified public accountant. The audit of the City's basic financial statements for fiscal year 2020 was performed by the Auditor of the State of Ohio. The goal of the independent audit was to provide reasonable assurance that the financial statements of the City for the fiscal year ended December 31, 2020, are free of material misstatement. The independent audit involved examining, on a test basis, evidence supporting the amounts and disclosures in the financial statements; assessing the accounting principles used and significant estimates made by management; and evaluating the overall financial statement presentation. The Auditor of the State of Ohio concluded, based upon its audit, that there was a reasonable basis for rendering an unmodified opinion that the City's financial statements for the

fiscal year ended December 31, 2020 are fairly presented, in all material respects, in conformity with GAAP. The Independent Auditor's Report is presented as the first component of the financial section of this document.

GASB requires that management provide a narrative introduction, overview, and analysis to accompany the basic financial statements in the form of Management's Discussion and Analysis ("MD&A"). This letter of transmittal is designed to complement the MD&A and should be read in conjunction with it. The City's MD&A can be found immediately following the Independent Auditor's Report in the financial section of this document.

## **Profile of the Government**

### *The City*

The City is a municipal corporation and political subdivision of the State of Ohio. It is located on the southern shore of Lake Erie approximately 25 miles east of downtown Cleveland. Mentor has a population of 47,159 residents according to the 2010 Census of Population and is the largest city in Lake County.

### *City Government*

The City operates under, and is governed by, a charter, which was first adopted by the voters in 1963 and has been and may be further amended by the voters from time to time. The City is also subject to certain general State laws that are applicable to all cities in the State. In addition, under Article XVIII, Section 3 of the Ohio Constitution, the City may exercise all powers of local self-government and may exercise police powers to the extent not in conflict with applicable general State laws. The charter provides for a city manager/council form of government.

Legislative authority is vested in a seven-member Council. The terms of Council members are four years. Council members are elected from four wards and three at-large representations. The Council fixes compensation of City officials and employees and enacts ordinances and resolutions relating to City services, tax levies, appropriating and borrowing money, licensing and regulating businesses and trades, and other municipal functions. The presiding officer is the President of Council, elected by the Council members for a two-year term. The Clerk of Council is appointed by Council. The charter establishes certain administrative departments; the Council may establish divisions within departments or additional departments. The City's chief executive and administrative officer is the City Manager appointed by the Council.

### *Financial Reporting Entity*

The City has applied guidelines established by Governmental Accounting Standards Board ("GASB") Statement No. 14, The Financial Reporting Entity. Provisions outlined in this statement define the operational, functional and organizational units for which the City "acting as Primary Government" is required to include as part of its reporting entity. The inclusion of a component unit as part of the City's reporting entity requires the appointment of a voting majority of the component unit's board, and either (1) the City's ability to impose its will over the component unit, or (2) the possibility that the component unit will provide a financial benefit to or impose a financial burden on the City.

Under these provisions, the City's financial reporting entity acts as a single rather than multi-component unit. The provisions permit the entity to include all funds, agencies, and boards and commissions that, by definition, comprise components within the primary government itself. For the City, these components include police and fire protection services, municipal court, engineering and building, zoning code enforcements, street maintenance, traffic control, parks

and recreation, building inspection and planning and development.

Specifically excluded because they do not meet the established criteria for inclusion in the City's reporting entity are the Mentor Exempted Village School District and the Mentor Public Library. These entities are operated by boards or commissions separate and independent from City Council's control. The City is not obligated to finance any deficits of the aforementioned entities, nor does it guarantee their indebtedness.

### *Accounting and Financial Reporting*

The City's accounting system is organized and operated on a fund basis. A fund is defined as an independent fiscal and accounting entity with a self-balancing set of accounts. The types of funds to be used are determined by GASB and the number of individual funds established is determined by sound financial administration. Each fund is a separate accounting entity with its own self-balancing set of accounts, assets and deferred outflows of resources, liabilities and deferred inflows of resources, and fund balance. The City's governmental funds include the General Fund, Special Revenue Funds, Debt Service Funds, and Capital Projects Funds. The City also maintains Fiduciary Funds to account for assets held by the City as an agent or in a trust capacity for individuals, private organizations and other governments. A Proprietary Fund is used to record the activity of the City's Internal Service Funds.

Except for budgetary purposes, the basis of accounting used by the City conforms to GAAP as applicable to governmental units. All governmental funds are accounted for using a current financial resources-current assets and current liabilities-measurement focus. The modified accrual basis of accounting is utilized for governmental funds. Revenues are recognized when they are susceptible to accrual (both measurable and available). Expenditures are recognized when the related liability is incurred, except for interest on long-term debt which is recorded when due.

The City's basis of accounting for budgetary purposes differs from GAAP in that revenues are recognized when received, rather than when susceptible to accrual (measurable and available), and encumbrances are included as expenditures rather than included in fund balances.

### *Budget Control*

Budget control is maintained at the department level by appropriations adopted annually by City Council. Such appropriations are subdivided into expenditure classifications (employee compensation, other expenditures) for each department within each fund. An encumbrance system is utilized, whereby purchase orders reserve portions of applicable appropriations. By such method, overspending of an appropriation is prevented. Open encumbrances are reported as reservations of fund balances at December 31, the close of the City's fiscal year. Budget-to-actual comparisons are provided in this report for each individual governmental fund for which an appropriated annual budget has been adopted.

## **Factors Affecting Financial Condition**

### *Local Economic Indicators*

The information presented in the financial statements should be considered in the context of the economic climate within which the City operates. The City's economic condition tends to reflect the broader national economy. During 2020, its local economic activity was impacted by the COVID-19 global pandemic. Even though the negative impact of the pandemic on municipal income tax receipts was severe during 2020, the City began to recover favorably during the second half of the year as reflected in a nearly flat (0.18%) percent increase in municipal income

tax receipts (cash basis) compared to the previous year.

### *Major Industries and Employment*

City officials continue to be optimistic regarding future economic growth, despite the challenges of 2020 and welcomed several new businesses to the city in the retail, restaurant, and manufacturing sectors. Manufacturing activity, which is diverse, includes medical related products, polymers and plastics, and electrical boards and other peripherals that generally service the computer and automation industries. A proliferation of small businesses in diversified industries continues to strengthen the City's economic base. The City ranks 7<sup>th</sup> in the number of manufacturers and 8<sup>th</sup> in manufacturing employment in Ohio according to the 2012 Economic Census of Manufacturing, and 6<sup>th</sup> in the State of sales volume according to the 2012 Economic Census of Retail Trade. The COVID-19 global pandemic severely impacted Mentor's unemployment rate in the second quarter of 2020, spiking at over 20% in May, but gradually decreased to more predictable and normal ranges by the end of 2020, ending at 4.7% in the month of December. The average unemployment rate for Mentor rose to 8.18% for 2020, which reflects the 7-month pandemic continuum in the numbers. The average unemployment rate was 3.57% in 2019.

### *Current Projects and 2020 Accomplishments*

In terms of roadway infrastructure improvements, the City provided for the repair and/or resurfacing of 19 streets. Capital improvement projects included: resurfacing of Tyler Boulevard from Center Street to Heisley Road; resurfacing of Center Street from Market Street to Munson Road; completion of the Belle Meadow Road Reconstruction project between Woodridge Lane and Lake Overlook Drive; completion of the construction of the Menards/Diamond Centre Drive Signal; construction of Woodnorton Way off of Norton Parkway; and bridge/fence improvements at the S.R. 306 bridge over S.R. 2. Other improvements included the continuation of the city-wide sidewalk replacement program; and further upgrades to decorative lighting in the Old Village District. Major Park improvements included the completion of additional infrastructure development at Springbrook Garden Park, construction of a new cemetery office and maintenance building, and the installation of over 500 feet of new bulkhead along dock D at the marina.

The Fire Department continued to be one of the highest rated fire departments in the state with an ISO Class 2 public protection classification by the Insurance Services Office. This high rating means that business and commercial concerns within the City can realize savings on insurance premiums. The department responded to and safely managed 8,306 calls for service in 2020. Its main focus is community risk reduction to prevent harm to the community and to always serve the public's best interest. In doing so, the department recognizes the importance of Public Education and presented many Safety Awareness Programs to the community. As a result of the COVID-19 pandemic, a significant commitment of as much as 50% of functional work was dedicated to reducing and combating the transmission of the virus. Due to COVID, most of the 2020 programs had to be presented virtually. The Fire Prevention Bureau continues to work closely with the business community on a daily basis.

The Planning and Development Department actively promoted the benefits of business location in the City, even with the extreme headwinds of the global COVID-19 pandemic. Indeed, stay-at-home orders forced the closure of numerous Mentor retail and restaurant establishments for in-person patronization in Spring 2020. The Planning and Development department administered a new Mentor Small Business Restart grant program, which provided mortgage and rent relief to businesses completely shut down by pandemic restrictions. In 2020, the Department administered, and Mentor City Council provided grant assistance to Alloy Bellows (now Alloy Precision Technologies), Sunset Industries, Fulton and Associates Balance Company, and RB



Sigma/RB Medical Supply, a company that grew from just a handful of employees in 2019 to over eighty in 2020 with their innovative plans to make PPE in Mentor proper. The net impact of these grants is anticipated to result in \$9.125 million in investments, the retention or creation of 144 jobs and approximately \$7.9 million in new payroll. The department continues to actively promote the international trade and export initiative within the City through intensive visits with Mentor companies and the attraction of new retail establishments. Even though the COVID pandemic ravaged international direct contact opportunities, Mentor was able to attract its first company under the partnership memorandum that the City has with UK-based Medilink Midlands (a trade organization that supports over three-hundred life science companies) – UVAMED, which manufactures color-coded anesthetic trays for use in surgery and in pharmacies.

The Public Information Office (PIO) is responsible for facilitating the City of Mentor's communication efforts. The department is accountable for resident and press inquiries as well as promotion of the City. PIO develops and manages content for the Mentor Channel, radio station, 6 City websites, City social media accounts, and the City of Mentor app. PIO assists with the marketing of City events including: Mentor Rocks, Mentor CityFest, Headlands BeachFest, and more. PIO is also responsible for the development of print and promotional materials. The department was recognized by the Ohio Department of Public Safety, Division of EMS, for the production of COVID-19 related Public Service Announcements which were used by safety forces throughout the country including the U.S. Department of Homeland Security which distributed the PSA to the entire membership of its First Responder Resource Group.

The Department of Parks and Recreation experienced its most challenging year ever due to the COVID pandemic. Membership at the Senior Center is at 3,862 members. There were 34 camps that took place with over 600 kids enrolled. Two of the three pools remained closed for the 2020 season. Civic Center pool opened with a shortened season and saw 9,866 visitors. All rentals and programs were temporarily eliminated, and water features remained closed while adhering to COVID-19 guidelines and protocols. Pool access was only granted to City of Mentor residents and occupancy was limited to 300 guests per day. Construction of the new cemetery building was completed. At the marina, 676 linear feet of bulkhead was replaced. The arena installed new bleachers.

The Police Department, like other departments in the City and other police departments nationwide, had operational challenges with the COVID-19 pandemic. A significant commitment of as much as 50% of functional work was dedicated to reducing and combating the COVID-19 pandemic transmission. General societal quarantining, to various degrees, led to a significant reduction to call activity for the department. Call activity, both self-initiated and complaint-driven, dropped about 20% as a result of the pandemic response. Similarly, traffic crashes decreased significantly when compared to 2019. All aspects of department activity were impacted by the pandemic. In person training was all but eliminated due to venues shutting down. This led to the utilization of more virtual, on-line training that became available. Though needing to be postponed from April to August, we were able to give an entrance exam for the position of police officer. At the end of 2020 offers were extended to four candidates to be sworn in as police officers in early 2021. Two will start at the police academy and two will begin department field training. Another bright side to 2020 was the purchase of two new SMART (speed monitoring) trailers. These were put into service in early 2020 to replace their very old predecessors.

*For the Future*

The City's five-year (2021-2025) capital improvement program contains the following proposed expenditures:

Facility construction and improvements	\$7,325,000
Roadway construction and improvements	36,923,001
Traffic control	1,097,000
Sidewalk and bikeway improvements	2,081,753
Storm drainage	1,808,800
Park acquisition, development and improvement	6,105,000
Major capital equipment	8,472,236
Miscellaneous	<u>2,875,000</u>
	<u>\$ 66,687,790</u>

Of the proposed \$66,687,790 for the five-year period, \$40,729,836 (61%) is expected to be funded by the City. The remaining \$25,957,954 (39%) is expected to be funded primarily by Federal/State/County assistance.

Projects anticipated in 2021 include the following: Rehabilitating Brooksdale Road and Lake Overlook Drive; resurfacing Garden Lane and Maiden Lane; resurfacing Hopkins Road from Market Street to Mentor Avenue; resurfacing Chillicothe Road from S.R. 84 to Mentor Avenue; replacing the bridge deck at I90/SR306 by the Ohio Department of Transportation; and the extension of the Mentor Avenue center turn lane from Wayside Drive to the west beyond Old Heisley Road. Other improvements include the continuation of the city-wide sidewalk replacement program; the transition of the City's road paint striping program to an "in-house" program; storm sewer improvements on Stockbridge Road and Dartmoor Road; replacement of an existing culvert under Edgehill Road; replacement of storm sewer on Lakeshore Boulevard between Green Oak Drive and Deerborn Drive; and culvert repairs under Mentor Avenue at Claridge House Apartments. Major facility and property improvements include completion of the construction of a new regional response facility located on the west side of S.R. 306 adjacent to Fire Station #4; continued site development for the new Springbrook Garden Park with the construction of a four seasons structure including restrooms; improvements at Presidents Park, including a new resurfaced pathway; and infrastructure improvements at the shoreline of the lagoons to lessen erosion impact to the nature preserve and marina, including installation of approximately 377 lineal feet of stone revetment wall and over 500 feet of new bulkhead along dock D. The Building and Engineering Department and Planning Department will also be implementing new software to improve operations in permitting and code enforcement.

*Long-term financial planning*

The City's long-term financial planning considers maintaining a healthy general fund balance reserve during the preparation of its capital budget and operating budget. The City does not anticipate issuing any additional debt in 2021.

*Relevant financial policies*

The City's established purchasing and budgeting policies provide a framework for the budget process. All transactions utilizing financial resources require the availability of legally appropriated funds. Budgets are monitored real-time and adjusted legislatively if necessary.

## **Awards and Acknowledgements**

### *Awards*

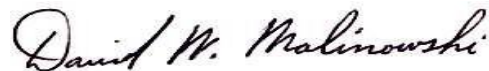
The Government Finance Officers Association of the United States and Canada (GFOA) awarded a Certificate of Achievement for Excellence in Financial Reporting to the City of Mentor for its Comprehensive Annual Financial Report for the fiscal year ended December 31, 2019. The Certificate of Achievement is a prestigious national award recognizing conformance with the highest standards for preparation of state and local government financial reports.

In order to be awarded a Certificate of Achievement, a government unit must publish an easily readable and efficiently organized Comprehensive Annual Financial Report, whose contents conform to program standards. Such report must satisfy both generally accepted accounting principles and applicable legal requirements. A Certificate of Achievement is valid for a period of one year only. The City of Mentor has received a Certificate of Achievement for the last thirty-six consecutive years (fiscal years 1984-2019). We believe our current report continues to conform to the Certificate of Achievement program requirements, and we are submitting it to GFOA.

### *Acknowledgements*

Appreciation is extended to the many individuals in the Finance Department who have assisted in preparing this report. Other factors that make this report possible are the cooperation of other City departments and the support and encouragement of the City Manager, the Council President, and members of Council.

Sincerely,

A handwritten signature in cursive script that reads "David W. Malinowski".

David W. Malinowski, Director of Finance

# CITY OF MENTOR, OHIO

## PRINCIPAL CITY OFFICIALS DECEMBER 31, 2020

---

### Mentor City Council

At-Large ----- Janet A. Dowling  
At-Large ----- Raymond J. Kirchner  
At-Large ----- Scott J. Marn  
Ward 1 ----- Sean P. Blake  
Ward 2, Vice President ----- Matthew E. Donovan  
Ward 3, President ----- Bruce R. Landeg  
Ward 4 ----- John A. Krueger

Judge, Mentor Municipal Court ----- John F. Trebets

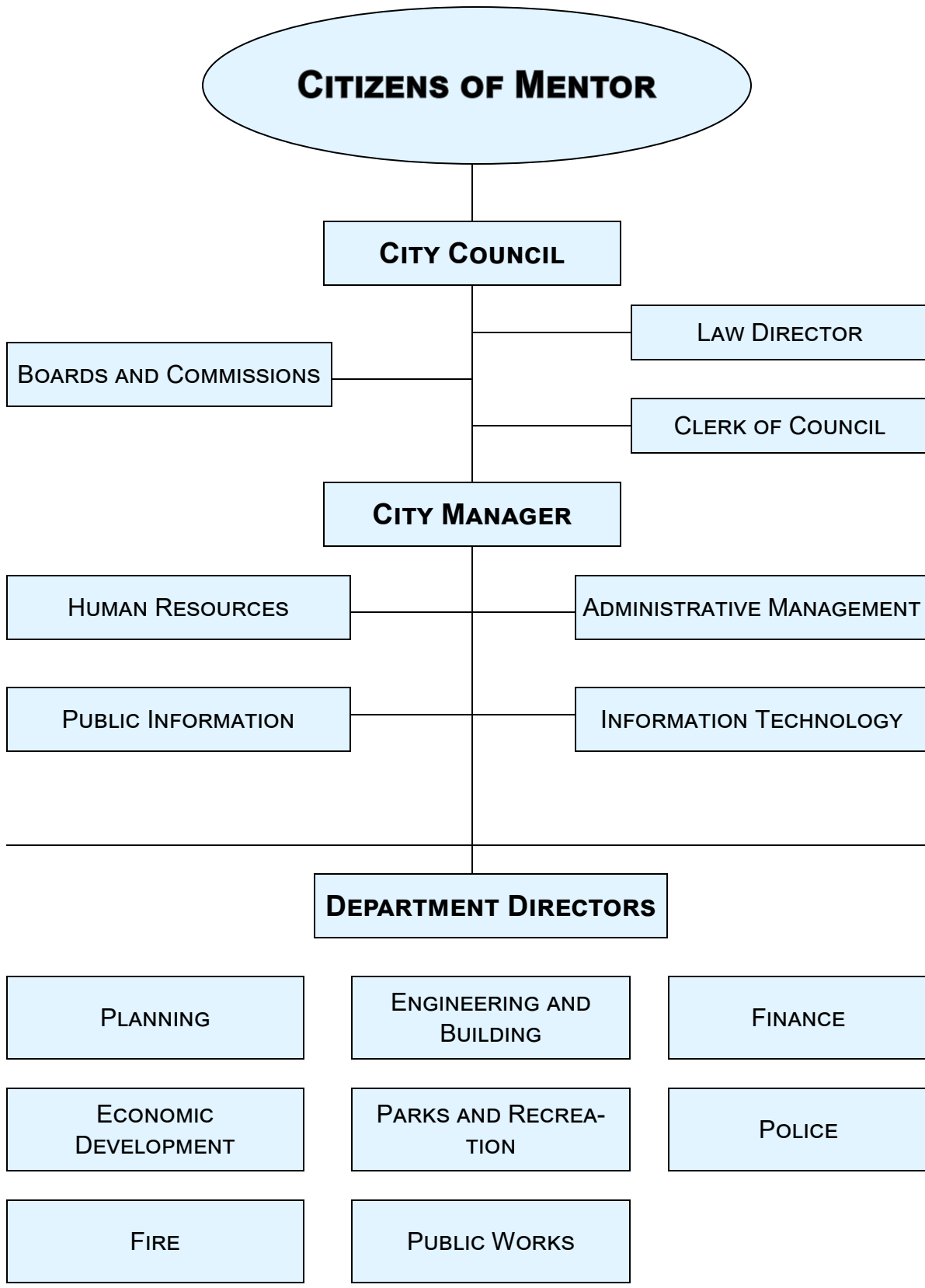
Law Director ----- Joseph P. Szeman  
Clerk of Council ----- Julie A. Schiavoni  
City Manager ----- Kenneth J. Filipiak  
Assistant City Manager ----- Anthony J. Zampedro  
Director of Economic Development & International Trade ----- Kevin D. Malecek  
Director of Finance ----- David W. Malinowski  
Director of Public Works ----- Matthew S. Schweikert  
Director of Parks and Recreation ----- Kenneth S. Kaminski  
City Engineer ----- David A. Swiger  
Chief of Police ----- Kenneth K. Gunsch  
Fire Chief ----- Robert M. Searles  
Planning Director ----- Kathleen M. Mitchell

**CITY OF MENTOR, OHIO**

**DEPARTMENT OF FINANCE STAFF  
DECEMBER 31, 2020**

---

David W. Malinowski-----Director of Finance  
Bonnie L. Lingafelter-----Assistant Director  
Lorraine K. Myllykoski-----Accounting Supervisor  
Jill T. Lehner-----Accounting Coordinator  
Veronica Fetsko-----Sr. Accounting Assistant  
Barbara Young-----Sr. Accounting Assistant  
Marie Samec-----Accounting Assistant  
Betsy Oddo-----Accounting Assistant  
Christine English-----Accounting Assistant  
Gina Aliberti-----Office Assistant





Government Finance Officers Association

Certificate of  
Achievement  
for Excellence  
in Financial  
Reporting

Presented to

**City of Mentor  
Ohio**

For its Comprehensive Annual  
Financial Report  
For the Fiscal Year Ended

December 31, 2019

*Christopher P. Morill*

Executive Director/CEO





# OHIO AUDITOR OF STATE KEITH FABER



Lausche Building, 12<sup>th</sup> Floor  
615 Superior Avenue, NW  
Cleveland, Ohio 44113-1801  
(216) 787-3665 or (800) 626-2297  
NortheastRegion@ohioauditor.gov

## INDEPENDENT AUDITOR'S REPORT

City of Mentor  
Lake County  
8500 Civic Center Boulevard  
Mentor, Ohio 44060

To the City Council:

### ***Report on the Financial Statements***

We have audited the accompanying financial statements of the governmental activities, each major fund, and the aggregate remaining fund information of the City of Mentor, Lake County, Ohio (the City), as of and for the year ended December 31, 2020, and the related notes to the financial statements, which collectively comprise the City's basic financial statements as listed in the table of contents.

### ***Management's Responsibility for the Financial Statements***

Management is responsible for preparing and fairly presenting these financial statements in accordance with accounting principles generally accepted in the United States of America; this includes designing, implementing, and maintaining internal control relevant to preparing and fairly presenting financial statements that are free from material misstatement, whether due to fraud or error.

### ***Auditor's Responsibility***

Our responsibility is to opine on these financial statements based on our audit. We audited in accordance with auditing standards generally accepted in the United States of America and the financial audit standards in the Comptroller General of the United States' *Government Auditing Standards*. Those standards require us to plan and perform the audit to reasonably assure the financial statements are free from material misstatement.

An audit requires obtaining evidence about financial statement amounts and disclosures. The procedures selected depend on our judgment, including assessing the risks of material financial statement misstatement, whether due to fraud or error. In assessing those risks, we consider internal control relevant to the City's preparation and fair presentation of the financial statements in order to design audit procedures that are appropriate in the circumstances, but not to the extent needed to opine on the effectiveness of the City's internal control. Accordingly, we express no such opinion. An audit also includes evaluating the appropriateness of management's accounting policies and the reasonableness of their significant accounting estimates, as well as our evaluation of the overall financial statement presentation.

We believe the audit evidence we obtained is sufficient and appropriate to support our audit opinions.

**Opinion**

In our opinion, the financial statements referred to above present fairly, in all material respects, the respective financial position of the governmental activities, each major fund, and the aggregate remaining fund information of the City of Mentor, as of December 31, 2020, and the respective changes in financial position and, where applicable, cash flows thereof and the budgetary comparison for the General Fund thereof for the year then ended in accordance with the accounting principles generally accepted in the United States of America.

**Emphasis of Matter**

As discussed in Note 17 to the financial statements, the financial impact of COVID-19 and the continuing emergency measures may impact subsequent periods of the City. We did not modify our opinion regarding this matter.

**Other Matters**

*Required Supplementary Information*

Accounting principles generally accepted in the United States of America require this presentation to include *management's discussion and analysis*, and schedules of net pension and other post-employment benefit liabilities and pension and other post-employment benefit contributions listed in the table of contents, to supplement the basic financial statements. Although this information is not part of the basic financial statements, the Governmental Accounting Standards Board considers it essential for placing the basic financial statements in an appropriate operational, economic, or historical context. We applied certain limited procedures to the required supplementary information in accordance with auditing standards generally accepted in the United States of America, consisting of inquiries of management about the methods of preparing the information and comparing the information for consistency with management's responses to our inquiries, to the basic financial statements, and other knowledge we obtained during our audit of the basic financial statements. We do not opine or provide any assurance on the information because the limited procedures do not provide us with sufficient evidence to opine or provide any other assurance.

*Supplementary and Other Information*

Our audit was conducted to opine on the City's basic financial statements taken as a whole.

The introductory section, the financial section's combining statements, individual fund statements and schedules and the statistical section information present additional analysis and are not a required part of the basic financial statements.

The statements and schedules are management's responsibility, and derive from and relate directly to the underlying accounting and other records used to prepare the basic financial statements. We subjected this information to the auditing procedures we applied to the basic financial statements. We also applied certain additional procedures, including comparing and reconciling this information directly to the underlying accounting and other records used to prepare the basic financial statements or to the basic financial statements themselves in accordance with auditing standards generally accepted in the United States of America. In our opinion, this information is fairly stated in all material respects in relation to the basic financial statements taken as a whole.

We did not subject the introductory section and statistical section information to the auditing procedures applied in the audit of the basic financial statements and, accordingly, we express no opinion or any other assurance on them.

***Other Reporting Required by Government Auditing Standards***

In accordance with *Government Auditing Standards*, we will also issue our report dated June 16, 2021, on our consideration of the City's internal control over financial reporting and our tests of its compliance with certain provisions of laws, regulations, contracts and grant agreements and other matters. That report describes the scope of our internal control testing over financial reporting and compliance, and the results of that testing, and does not opine on internal control over financial reporting or on compliance. That report is an integral part of an audit performed in accordance with *Government Auditing Standards* in considering the City's internal control over financial reporting and compliance.



Keith Faber  
Auditor of State  
Columbus, Ohio

June 16, 2021



# CITY OF MENTOR, OHIO

## MANAGEMENT'S DISCUSSION AND ANALYSIS

As management of the City of Mentor (the "City"), we offer readers of the City's financial statements this narrative overview and analysis of the financial activities of the City for the fiscal year ended December 31, 2020. Please read this information in conjunction with the City's basic financial statements and footnotes.

### FINANCIAL HIGHLIGHTS

- The assets and deferred outflows of resources of the City exceeded its liabilities and deferred inflows of resources at December 31, 2020 by approximately \$129.4 million (net position). All of the net position is accounted for as governmental activities. Of this amount, \$46.8 million (unrestricted net position prior to reporting the net pension and OPEB liability) may be used to meet the government's ongoing obligations to citizens and creditors.
- The City's net position increased by \$6.6 million during 2020.
- At the end of the current fiscal year, unassigned fund balance for the General Fund was \$28.6 million and is available for spending at the City's discretion. The unassigned fund balance equals 59.3 percent of total current year general fund expenditures.
- The City's total debt and other long-term obligations decreased by \$20.1 million (14.4 percent) during the current fiscal year. The decrease was primarily related to the net effect of the bonds issued (\$9.5 million), retirement of bonds (\$12.6 million), unamortized premium on debt (\$0.3 million), loans issued (\$0.1 million), decreased workers compensation liabilities (\$0.2 million) and reduction to net pension/OPEB liability (\$17.2 million).

### OVERVIEW OF THE FINANCIAL STATEMENTS

This discussion and analysis is intended to serve as an introduction to the City's basic financial statements. The City's basic financial statements are comprised of six components: 1) government-wide financial statements, 2) fund financial statements, 3) General Fund budget and actual statement, 4) proprietary fund financial statements, 5) fiduciary fund financial statements, and 6) notes to the financial statements. This report also contains other supplementary information in addition to the basic financial statements.

**Government-wide financial statements.** The government-wide financial statements are designed to provide readers with a broad overview of the City's finances, in a manner similar to a private-sector business.

The statement of net position presents information on all of the City's assets and deferred outflows of resources and liabilities and deferred inflows of resources, with the difference reported as net position. Over time, increases or decreases in net position may serve as a useful indicator of whether the financial position of the City is improving or deteriorating.

The statement of activities presents information showing how the City's net position changed during the most recent fiscal year. All changes in net position are reported as soon as the underlying event giving rise to the change occurs, regardless of the timing of the related cash flows. Thus, revenues and expenses are reported in this statement for some items that will only

result in cash flows in future fiscal periods (e.g., uncollected taxes and earned but unused vacation leave).

The government-wide financial statement of activities distinguishes functions of the City that are principally supported by taxes and intergovernmental revenues from other functions that are intended to recover all or a significant portion of their costs through user fees and charges. The governmental activities of the City principally include: general government; police; fire; streets and highways; parks and recreation; planning and development; and engineering and building.

**Fund financial statements.** A fund is a grouping of related accounts that is used to maintain control over resources that have been segregated for specific activities or objectives. The City, like other state and local governments, uses fund accounting to ensure and demonstrate compliance with finance-related legal requirements. All of the funds of the City can be divided into three categories: governmental funds, proprietary funds, and fiduciary funds.

**Governmental funds.** Governmental funds are used to account for the same functions reported as governmental activities in the government-wide financial statements. However, unlike the government-wide financial statements, governmental fund financial statements focus on the near-term inflows and outflows of spendable resources, as well as on balances of spendable resources available at the end of the fiscal year. Such information may be useful in evaluating a government's near-term financing requirements.

Because the focus of governmental funds is narrower than that of the government-wide financial statements, it is useful to compare the information presented for governmental funds with similar information presented for governmental activities in the government-wide financial statements. By doing so, readers may better understand the long-term impact of the City's near-term financing decisions. Both the governmental fund balance sheet and the governmental fund statement of revenues, expenditures, and changes in fund balances provide a reconciliation to facilitate this comparison between governmental funds and governmental activities.

The City maintains 57 individual governmental funds. Information is presented separately in the governmental fund balance sheet and in the governmental fund statement of revenues, expenditures, and changes in fund balances for the General Fund and the Special Assessment Bond Retirement Fund, which are considered to be major funds. Data from the other 55 governmental funds are combined into a single, aggregated presentation. Individual fund data for each of these non-major governmental funds is provided in the form of combining statements elsewhere in this report.

**Proprietary funds.** Proprietary funds are used to account for activities that receive significant support from fees and charges. The City established two proprietary funds known as internal service funds to account for the operation of the retrospective workers' compensation program and also to account for its medical self-insurance program. Proprietary funds are not combined with other governmental funds when reporting the governmental fund financial statements. However, fund activity is reflected in the government-wide financial statements.

**Fiduciary funds.** Fiduciary funds are used to account for resources held for the benefit of parties outside the government. Fiduciary funds are not reflected in the government-wide financial statements because the resources of those funds are not available to support the City's own programs. The accounting used for fiduciary funds is much like that used for proprietary funds.

**General Fund budget and actual statement.** The City adopts an annual appropriated budget for each of its funds. The General Fund budgetary comparison has been provided as a separate financial statement to demonstrate compliance with its budget.

**Notes to the financial statements.** The notes provide additional information that is essential to a full understanding of the data provided in the government-wide and fund financial statements.

**Other Information.** In addition to the basic financial statements and accompanying notes, this report also presents certain other information that the City believes readers will find useful. After the notes to the financial statements, the required supplementary information and notes to the required supplementary information related to the net pension liability and the net OPEB liability/asset, the combining statements referred to earlier in connection with non-major governmental and proprietary funds are presented, as well as individual detailed budgetary comparisons for non-major funds.

## **GOVERNMENT-WIDE FINANCIAL ANALYSIS**

The Statement of Net Position looks at the City as a whole. The following table provides a summary of the City's net position for 2020 compared to 2019.

Summary of Net Position

	<u>December 31, 2020</u>	<u>December 31, 2019</u>
<b>Assets</b>		
Current and other assets	\$ 86,961,806	\$ 79,228,280
Net Pension Asset	99,597	52,536
Capital Assets	176,323,800	175,283,053
<b>Total Assets</b>	<u>263,385,203</u>	<u>254,563,869</u>
<b>Deferred Outflows of Resources</b>		
Deferral on Refunding	265,023	310,077
Pension	8,516,725	20,991,823
OPEB	5,691,652	4,183,204
<b>Total Deferred Outflows of Resources</b>	<u>14,473,400</u>	<u>25,485,104</u>
<b>Liabilities</b>		
Current and other liabilities	5,363,632	4,885,705
Long term liabilities:		
Due within one year	2,996,323	3,070,134
Due in more than one year:		
Net Pension Liability	59,862,896	77,944,395
Net OPEB Liability	19,663,238	18,808,441
Other Amounts	37,474,225	40,317,085
<b>Total Liabilities</b>	<u>125,360,314</u>	<u>145,025,760</u>
<b>Deferred Inflows of Resources</b>		
Property Taxes	6,022,836	6,015,829
Payment in Lieu of Taxes	1,500,000	1,400,000
OPEB	5,007,314	2,643,829
Pension	10,528,070	2,098,720
<b>Total Deferred Inflows of Resources</b>	<u>23,058,220</u>	<u>12,158,378</u>
<b>Net Position</b>		
Net Investment in Capital Assets	145,643,444	138,002,503
Restricted	17,802,619	25,656,028
Unrestricted	(34,005,994)	(40,793,696)
<b>Total Net Position</b>	<u>\$ 129,440,069</u>	<u>\$ 122,864,835</u>

The net pension liability (NPL) is the largest single liability reported by the City at December 31, 2020 and is reported pursuant to GASB Statement 68, "Accounting and Financial Reporting for Pensions – an Amendment of GASB Statement 27." Beginning in 2019, the City adopted GASB Statement 75, "Accounting and Financial Reporting for Postemployment Benefits Other Than Pensions," which significantly revises accounting for costs and liabilities related to other postemployment benefits (OPEB). For reasons discussed below, many end users of this financial statement will gain a clearer understanding of the City's actual financial condition by adding deferred inflows related to pension and OPEB, the net pension liability and the net OPEB liability to the reported net pension and subtracting the net pension asset and deferred outflows related to pension and OPEB.

Governmental Accounting Standards Board standards are national and apply to all government financial reports prepared in accordance with generally accepted accounting principles. Prior accounting for pensions (GASB 27) and postemployment benefits (GASB 45) focused on a funding approach. This approach limited pension and OPEB costs to contributions annually



required by law, which may or may not be sufficient to fully fund each plan's *net pension liability* or *net OPEB liability*. GASB 68 and GASB 75 take an earnings approach to pension and OPEB accounting; however, the nature of Ohio's statewide pension/OPEB plans and state law governing those systems requires additional explanation in order to properly understand the information presented in these statements.

GASB 68 and GASB 75 require the net pension liability (asset) and the net OPEB liability to equal the City's proportionate share of each plan's collective:

1. Present value of estimated future pension/OPEB benefits attributable to active and inactive employees' past service
2. Minus plan assets available to pay these benefits

GASB notes that pension and OPEB obligations, whether funded or unfunded, are part of the "employment exchange" – that is, the employee is trading his or her labor in exchange for wages, benefits, and the promise of a future pension and other postemployment benefits. GASB noted that the unfunded portion of this promise is a present obligation of the government, part of a bargained-for benefit to the employee and should accordingly be reported by the government as a liability since they received the benefit of the exchange. However, the City is not responsible for certain key factors affecting the balance of these liabilities. In Ohio, the employee shares the obligation of funding pension benefits with the employer. Both employer and employee contribution rates are capped by State statute. A change in these caps requires action of both Houses of the General Assembly and approval of the Governor. Benefit provisions are also determined by State statute. The Ohio Revised Code permits but does not require the retirement systems to provide healthcare to eligible benefit recipients. The retirement systems may allocate a portion of the employer contributions to provide for these OPEB benefits.

The employee enters the employment exchange with the knowledge that the employer's promise is limited not by contract but by law. The employer enters the exchange also knowing that there is a specific, legal limit to its contribution to the retirement system. In Ohio, there is no legal means to enforce the unfunded liability of the pension/OPEB plan *as against the public employer*. State law operates to mitigate/lessen the moral obligation of the public employer to the employee, because all parties enter the employment exchange with notice as to the law. The retirement system is responsible for the administration of the pension and OPEB plans.

Most long-term liabilities have set repayment schedules, or in the case of compensated absences (i.e. sick and vacation leave), are satisfied through paid time-off or termination payments. There is no repayment schedule for the net pension liability or the net OPEB liability. As explained above, changes in benefits, contribution rates, and return on investments affect the balance of these liabilities, but are outside the control of the local government. In the event that contributions, investment returns, and other charges are insufficient to keep up with required payments, State statute does not assign/identify the responsible party for the unfunded portion. Due to the unique nature of how the net pension liability and the net OPEB liability are satisfied, these liabilities are separately identified within the long-term liability section of the statement of net position.

In accordance with GASB 68 and GASB 75, the City's statements prepared on an accrual basis of accounting include an annual pension expense and an annual OPEB expense for their proportionate share of each plan's *change* in net pension liability (asset) and net OPEB liability, respectively, not accounted for as deferred inflows/outflows.

Net position at December 31, 2020 increased by \$6,575,234.

Total assets and deferred outflows of resources decreased \$2,190,370 from 2019 to 2020. The decrease was primarily caused by an increase in capital assets and other assets of \$8.8 million and a net decrease in deferred outflows of pension and OPEB resources of \$11.0 million.

Total liabilities and deferred inflows of resources decreased by \$8,765,604. The decrease was primarily attributable to a \$10.8 million increase in pension/OPEB deferred inflows, a \$0.1 million increase in property tax/PILOT deferred inflows, a \$17.2 million decrease in pension/OPEB liabilities, and a \$2.4 million net decrease to current and other long-term liabilities, mostly related to paying down and refunding bonds in 2020.

The result of decreased assets and deferred outflows of resources and decreased liabilities and deferred inflows of revenues is an increase in total net position of \$6,575,234. A portion of the City's net position (13.8 percent) represents resources that are subject to external restrictions on how they may be used. The remaining balance of unrestricted net position is a deficit of \$34.0 million. The deficit is primarily the result of the City's implementation of Governmental Accounting Standards Board Statement No. 68, "Accounting and Financial Reporting for Pension – an Amendment of GASB Statement 27" (GASB 68) and GASB Statement No. 75, "Accounting and Financial Reporting for Postemployment Benefits Other Than Pensions".

In order to further understand what makes up the changes in net position for the current and previous year, the following table provides details regarding the results of activities for those years.

### Changes in Net Position

	2020	2019
Revenues		
Program Revenues:		
Charges for services	\$ 15,266,564	\$ 17,448,611
Operating grants and contributions	11,636,633	5,205,513
Capital grants and contributions	139,428	127,710
General Revenues:		
Municipal income taxes	45,156,058	46,145,774
Property taxes	6,410,175	6,338,659
Other local taxes	414,970	751,788
Payments in lieu of taxes	1,424,996	1,163,661
Grants and entitlements not restricted to specific programs	2,345,051	2,592,016
Unrestricted investment earnings	1,040,605	1,468,224
Other	3,674,600	4,750,015
Total Revenues	87,509,080	85,991,971
Expenses		
General government	10,770,438	11,655,718
Police	17,440,032	5,332,531
Fire	15,656,031	2,395,988
Streets and highways	20,180,026	20,045,636
Parks and recreation	8,673,636	11,099,055
Planning and development	4,106,953	4,074,852
Engineering and building	3,174,855	3,482,872
Interest and fiscal charges	931,875	890,041
Total Expenses	80,933,846	58,976,693
Change in net position	6,575,234	27,015,278
Net position at beginning of year	\$ 122,864,835	\$ 95,849,557
Net position at end of year	\$ 129,440,069	\$ 122,864,835

The provisions of GASB Statements 68 and 75 require the City to recognize a pension/OPEB adjustment that increases expenses by \$4,485,721 in 2020 and decreases expenses by \$18,966,696 in 2019. As a result, it is difficult to ascertain the true operational cost of services and the changes in cost of services from year to year. The table below shows the total cost of services by function with the GASB Statements 68 and 75 pension and OPEB costs removed.

	Governmental Activities	
	2020	2019
Program Expenses		
General Government	\$ 10,194,071	\$ 10,551,865
Police	16,233,703	16,026,501
Fire	14,345,342	14,863,940
Streets and highways	19,564,044	18,788,234
Parks and recreation	8,180,442	9,856,826
Planning and development	3,978,456	3,794,345
Engineering and building	3,020,192	3,171,637
Interest and fiscal charges	931,875	890,041
Total Expenses	\$ 76,448,125	\$ 77,943,389

In addition to the impact on net position as a result of the pension/OPEB adjustments, the increase in net position of \$6.6 million in 2020 is a result of lower expenses in most functional areas, particularly parks and recreation due to the impact on services resulting from the COVID-19 pandemic. Program revenues and General revenues were about \$1.5 million higher primarily due to more program revenues received from outside grant agencies and contractors on infrastructure projects, offsetting reductions to program revenues from the negative impact caused by the pandemic to charges for services.

## **FINANCIAL ANALYSIS OF THE CITY'S FUNDS**

The City uses fund accounting to ensure and demonstrate compliance with finance-related legal requirements.

### **Governmental Funds**

The focus of the City's governmental funds is to provide information on inflows, outflows, and balances of spendable resources. Such information is useful in assessing the City's financing requirements. In particular, the unassigned fund balance is a useful measure of a government's net resources available for spending at the end of the fiscal year.

As of December 31, 2020, the City's governmental funds reported combined ending fund balances of \$54.1 million, an increase of \$5.1 million from the prior year. The unassigned amount of \$24.1 million is available for spending at the City's discretion. The remainder of the combined fund balances is not available for general spending because it has already been 1) assigned (\$13.7 million), 2) committed (\$2.1 million), 3) restricted (\$13.0 million), or 4) nonspendable (\$1.2 million).

The City reported two major funds for the year – the General Fund and the Special Assessment Bond Retirement Fund. In addition to the detailed analysis of the General Fund that follows, the changes in fund balance of the Special Assessment Bond Retirement Fund should be noted:

- The City recorded revenues of \$1.0 million and expenditures of \$1.1 million related to special assessments for certain bonds issued in past years. The fund balance decreased by \$0.1 million from the previous year.

The General Fund is the chief operating fund of the City. At December 31, 2020, the unassigned fund balance of the General Fund was \$28.6 million. As a measure of the General Fund's liquidity, it is useful to compare the unassigned fund balance to total fund expenditures. The unassigned fund balance represents 59.3 percent of total General Fund expenditures at December 31, 2020.

A two-year comparison of General Fund activity is shown in the following table. The revenues, expenditures and changes in fund balance shown in the comparison are presented on the modified accrual basis of accounting applicable to governmental funds.

**General Fund**  
**Statement of Revenues, Expenditures and Changes in Fund Balance Information**  
**(Modified Accrual Basis)**

Years Ended December 31, 2020 and December 31, 2019

	<u>2020</u>	<u>2019</u>
Revenues:		
Property taxes	\$ 1,736,414	\$ 1,839,561
Municipal income taxes	45,550,954	45,616,221
Intergovernmental	2,012,051	2,152,214
Charges for services	5,082,724	6,751,822
Fines and forfeitures	580,698	961,339
Licenses, permits and inspections	1,350,348	1,529,064
Investment income	987,038	1,395,999
Donations and other	<u>358,206</u>	<u>655,373</u>
 Total Revenues	 <u>57,658,433</u>	 <u>60,901,593</u>
 Expenditures:		
General government	8,107,247	8,393,513
Police	10,841,785	13,344,984
Fire	9,344,253	11,598,372
Streets and highways	7,754,065	8,090,184
Parks and recreation	6,087,076	7,741,121
Planning and development	3,528,823	3,402,152
Engineering and building	1,898,203	1,905,367
Capital outlay	554,020	982,304
Debt service - principal retirement and other charges	<u>-</u>	<u>61,805</u>
 Total Expenditures	 <u>48,115,472</u>	 <u>55,519,802</u>
 Excess of revenues over expenditures	 9,542,961	 5,381,791
 Other financing sources (uses):		
Transfers out	<u>(385,173)</u>	<u>(1,589,004)</u>
 Total other financing sources (uses)	 <u>(385,173)</u>	 <u>(1,589,004)</u>
 Net change in fund balance	 9,157,788	 3,792,787
 Fund balance at beginning of year	 35,830,663	 31,878,108
 Change in inventory	 <u>-</u>	 <u>159,768</u>
 Fund balance at end of year	 <u>\$ 44,988,451</u>	 <u>\$ 35,830,663</u>

## Analysis of General Fund Revenues

General Fund revenues totaled \$57.7 million in 2020, a decrease of approximately 5.3% from 2019. A discussion of each of the major types of General Fund revenues follows.

### *Property Taxes*

Taxes collected from real property and public utility tangible personal property in one calendar year are levied in the preceding calendar year on assessed values as of January 1 of that preceding year, the lien date.

The “assessed valuation” of real property is fixed at 35% of true value and is determined pursuant to rules of the State Tax Commissioner. An exception is that real property devoted exclusively to agricultural use is assessed at not more than 35% of its current agricultural use value. Real property devoted exclusively to forestry or timber growing is taxed at 50% of the local tax rate multiplied by the assessed value.

The assessed values of taxable property in the City for the past two years were as follows:

<u>Tax Collection Year</u>	<u>Real Property</u>	<u>Public Utility Property</u> (in thousands)	<u>Total Assessed Valuation</u>
2019	\$ 1,534,583	\$ 54,847	\$ 1,589,430
2020	\$ 1,532,483	\$ 57,250	\$ 1,589,733

Property tax revenues decreased by approximately 5.6% in 2020 principally due to reallocating 0.5 mills of available inside millage to the general obligation bond retirement fund from the general fund.

### *Municipal Income Taxes*

Ohio law authorizes a municipal income tax on both business income (net profits from the operation of a business or profession) and employee wages, salaries, and other compensation at a rate of up to 1% without voter authorization and at a rate above 1% with voter authorization. The charter of the City of Mentor requires voter approval of any tax on income. On March 15, 2016, the 2% income tax was renewed by the voters in the City for an indefinite period, without an expiration date.

The income tax is imposed on gross salaries and wages earned in the City by non-residents of the City and on salaries, wages and other compensation of City residents earned within or outside the City. The income tax liability of a City resident employed outside the City is reduced by a credit equal to 100% of the tax paid to the municipality in which the City resident is employed. The tax on business profits is imposed on that part of profits attributable to business conducted within the City.

On a modified accrual basis, income tax revenue decreased \$65,267 in 2020 versus the comparable amount in 2019 as a result of the impact on collections caused by the COVID-19 pandemic, resulting in the temporary shutdown or scaling back of local businesses. Revenue generated from the municipal income tax is recorded in the General Fund and may be used for any governmental purpose, including debt service on general obligation bonds of the City.

### *Intergovernmental*

Intergovernmental revenues are composed of federal and state grants and other shared revenues including taxes levied and collected by the State of Ohio and Lake County and partially redistributed to the City and other political subdivisions. Shared revenues include state income, sales, corporate franchise, estate, and cigarette taxes as well as liquor fees. Intergovernmental revenues decreased by approximately 6.5% in 2020 primarily due to a decrease in the state's share of real property tax rollback reimbursements.

The State Local Government Fund ("LGF") and Local Government Revenue Assistance Fund ("LGRAF") are a significant source of non-tax General Fund revenue. Through these funds, Ohio subdivisions share in a portion of the State's collection of the sales tax, use tax, personal income tax, corporate franchise tax and public utilities excise tax. The percentages of the five taxes supporting these funds have varied over the years. At times, the dollar amounts in the funds have been capped at specified levels.

Pursuant to the Ohio Revised Code, State LGF revenues are divided into county and municipal portions. The county portion, the larger of the two, is distributed to each of the State's 88 counties and is allocated based upon a statutory formula utilizing county population and county municipal property values. Once received by a county, the funds can either be distributed to all subdivisions using the statutory formula or the county and its subdivisions may agree upon an alternate method for allocating the funds. Lake County and its recipient communities have chosen the latter method, which is comprised of a base allocation and an excess allocation. The excess allocation takes into account such factors as assessed value per capita, per capita income, population density and the number of individuals receiving public assistance. The municipal portion of the LGF is distributed directly by the State to those municipalities that collect an income tax. A municipality receives its share of the funds based upon its percentage of total municipal income taxes collected throughout the state in a given year. In 2020, the City had LGF revenue of \$1.9 million.

### *Charges for Services*

Revenue from charges for services decreased by \$1,669,098, approximately 24.7% in 2020 mostly due to the impact canceling parks and recreation programs and temporarily closing facilities due to the COVID-19 pandemic during 2020.

### *Fines and Forfeitures*

Revenue from fines and forfeitures decreased \$380,641 during 2020, primarily due to less revenue from court-imposed charges caused by the COVID-19 pandemic.

### *Licenses, Permits and Inspections*

Revenue from licenses, permits and inspections decreased by \$178,716, approximately 11.7% in 2020 primarily due to less revenue from building permits and inspections caused by a slow down during the COVID-19 pandemic.

### *Investment Income*

Investment income in 2020 was \$987,038, down from \$1,395,999 in 2019. The change was due to the following three factors. The City had an average of \$48.4 million invested during 2020 versus \$36.2 million in 2019, which increased investment income by about \$130,000. Secondly, a lower effective yield on the portfolio of about 1.42% during 2020 caused a decrease of about \$690,000. Finally, the incremental change in the fair market value of the City's corporate bond funds caused the remaining increase of \$150,000.

## Donations and Other

Revenue from donations and other decreased by \$297,167 during 2020, primarily due to less revenue received from the recovery of claims from property losses.

## Analysis of General Fund Expenditures

General Fund expenditures and other uses totaled \$48.5 million in 2020, a decrease of 15.07% from 2019. The amount of expenditures and other uses by function on a modified accrual basis for the year ended December 31, 2020, including the increases (decreases) over the prior year, are shown in the following table:

<u>Expenditures and Other Uses</u>	<u>2020</u>	<u>Total</u>	<u>2019</u>	<u>Total</u>	<u>Increase (Decrease) Over 2019</u>	<u>Change</u>
	(\$ Amounts in 000's)					
Current:						
General Government	\$ 8,107	16.72%	\$ 8,394	14.70%	\$ (287)	-3.42%
Police	10,842	22.35%	13,345	23.35%	(2,503)	-18.76%
Fire	9,344	19.27%	11,598	20.31%	(2,254)	-19.43%
Streets and highways	7,754	15.99%	8,090	14.17%	(336)	-4.15%
Parks and recreation	6,087	12.55%	7,741	13.56%	(1,654)	-21.37%
Planning and development	3,529	7.28%	3,402	5.96%	127	3.73%
Engineering and building	1,898	3.91%	1,905	3.34%	(7)	-0.37%
Capital outlay	554	1.14%	982	1.72%	(428)	-43.58%
Debt Service - principal retirement	-	0.00%	62	0.11%	(62)	-100.00%
Transfers out	385	0.79%	1,589	2.78%	(1,204)	-75.77%
Total expenditures and other financing uses	<u>\$ 48,500</u>	<u>100.00%</u>	<u>\$ 57,108</u>	<u>100.00%</u>	<u>\$ (8,608)</u>	<u>-15.07%</u>

General government expenditures were lower as a result of fewer processed claims and casualty losses paid during 2020 and layoffs of personnel due to the COVID-19 pandemic.

The Police Department expenditures were lower primarily as a result of decreased employee compensation to the police patrol operations for non-pandemic services. COVID-19 pandemic-related expenses are recorded in a separate fund established as the Coronavirus Relief Fund (CRF).

The Fire Department expenditures were lower primarily as a result of decreased employee compensation to fire and rescue services for non-pandemic services. COVID-19 pandemic-related expenses are recorded in a separate fund established as the Coronavirus Relief Fund (CRF).

The Streets and highways expenditures were lower primarily as a result of decreased employee compensation caused by less overtime and layoffs in response to the impact of the COVID-19 pandemic.

The Parks and recreation expenditures were lower primarily as a result of decreased employee compensation and reduced services from the temporary closing of facilities and cancelations of recreational programs in response to the COVID-19 pandemic during 2020.

Capital outlay decreased as a result of fewer expenditures in the Streets and highways function for new equipment.



Debt Service principal retirement was lower as a result of no principal payments made on low interest loans during 2020.

Transfers out decreased as a result of fewer transfers required to close out funds in 2020.

**Major Expense Categories.** A discussion of the City’s major expense categories follows:

*Employee Compensation and Labor Relations*

As of December 31, 2020, and 2019, the City had approximately 318 and 344 full-time employees, respectively. As of December 31, 2020, approximately 212 full-time employees are represented in 5 collective bargaining units. The labor unions, together with the approximate number of employees represented by each, are the Municipal, Laborers Local Union 860 – 57, the Ohio Patrolmen’s Benevolent Assn., representing three units – 92, and the International Assn. of Firefighters Local 1845 – 63.

There have been no work stoppages in the City within the last 20 years. The current three-year agreements with the labor unions, which represent the full-time employees, all expired in March 2020. As of December 2020, negotiations were ongoing with Ohio Patrolmen’s Benevolent Assn. and the International Assn. of Firefighters Local 1845. The agreement covering the part-time firefighters expires in March 2021.

The Council, by ordinance, establishes schedules of salaries, wages and other economic benefits for the City’s non-union employees. Generally, the terms of these ordinances have mirrored the wage increases and benefits in the union agreements.

Chapter 4117 of the Ohio Revised Code (the “Collective Bargaining Law”), establishes procedures for, and regulates public employer-employee collective bargaining and labor relations for the City and other state and local governmental units in Ohio. The Collective Bargaining Law creates a three-member State Employment Relations Board, which administers and enforces the Collective Bargaining Law. Among other things, the Collective Bargaining Law: (i) creates rights and obligations of public employers, public employees and public employee organizations with respect to labor relations; (ii) defines the employees it covers; (iii) establishes methods for (a) the recognition of employees and organizations as exclusive representatives for collective bargaining and (b) the determination of bargaining units; (iv) establishes matters for which collective bargaining is either required, prohibited, or optional; (v) establishes procedures for bargaining and the resolution of disputes, including negotiation, mediation and fact finding; and (vi) permits all covered employees to strike, except certain enumerated classes of employees, such as police and fire personnel.

Over the past two years, the total salaries and wages paid to City employees from the General Fund were as follows:

<u>Year</u>	<u>Amount Paid</u>
2020	\$ 22,817,538
2019	29,124,899

*Employee Retirement Benefits*

City employees (except for certain part-time firefighters who are covered by social security) are members of one of two retirement systems. These retirement systems provide both pension and post-retirement health care benefits to participants, were created pursuant to Ohio statutes and are administered by state created boards of trustees. The boards are comprised of a combination of elected members from the respective retirement systems’ memberships and ex-officio members from certain state government offices.

These two retirement systems are:

- Ohio Public Employees Retirement System (OPERS), created in 1935, represents state and local government employees not included in one of the other four state-mandated systems. More data on this pension fund is shown in Notes 13 and 14 of the financial statements.
- Ohio Police and Fire Pension Fund (OP&F), created in 1966, represents sworn personnel, not civilians, employed in police and fire divisions of Ohio's local governments. All of the City's full-time police and fire officers are members of this pension fund. More data on this pension fund is shown in Notes 13 and 14 of the financial statements.

Over the past two years, the City and its employees have made actual payments in the following amounts to OPERS and OP&F:

	<u>2020</u>	<u>2019</u>
	(in thousands)	
Paid by City to		
OPERS	\$ 1,891	\$ 2,193
OP&F	<u>3,036</u>	<u>3,293</u>
Total paid by City	<u>4,927</u>	<u>5,486</u>
Paid by Employees to		
OPERS	1,350	1,704
OP&F	<u>1,710</u>	<u>1,879</u>
Total paid by Employees	<u>3,060</u>	<u>3,583</u>
Total	<u>\$ 7,987</u>	<u>\$ 9,069</u>

The City is current in all of its required contributions to the respective pension funds.

### GENERAL FUND BUDGETARY ANALYSIS

The difference between the original and final amended budget for the City's General Fund expenditures, including transfers and advances out, was an increase of \$5.3 million, a 6.8 percent increase in appropriations. The budget for general fund expenditures was increased as a result of underestimating original appropriations due to the following:

- Various capital project funds and grant funds required temporary cash advances from the General Fund. (Roadway and drainage infrastructure projects - \$3,000,000; various grants and other - \$2,300,000). The General Fund will be reimbursed next year from revenue to be received from outside funding sources for advances that were not repaid in 2020.

The difference between the original and final amended budget for the City's General Fund revenues, including advances in, was an increase of \$2.6 million, an increase of 3.7 percent. The budget for general fund revenues was increased as a result of underestimating revenues due to the following:

- Income tax revenues were higher than anticipated. There was an increase of approximately \$1.0 million from the original budget.

- Income from the return of temporary cash advances in was higher than anticipated. There was an increase of approximately \$1.6 million.

The difference between the final amended budget and actual expenditures for the City's General Fund expenditures, including transfers and advances out, was a positive \$15.4 million. The following functions reported favorable material variances (rounded to the nearest \$100,000):

- General government – The Finance Department incurred less expenditures for tax collection agency fees and claims (\$600,000); City Council and the Municipal Court incurred less expenditures for operational costs (\$300,000); City Manager and Information Technology Department incurred less operational costs (\$700,000); and unused available contingency (\$500,000).
- Police – Employee compensation and benefits were under budget primarily because of unfilled positions during the year and the use of Coronavirus Relief funds for dedicated essential services to combat the COVID-19 pandemic (\$1,900,000); and operational costs were less than budgeted (\$500,000).
- Fire – Employee compensation and benefits were under budget primarily because of unfilled positions during the year and the use of Coronavirus Relief funds for dedicated essential services to combat the COVID-19 pandemic, (\$1,100,000); and operational costs were less than budgeted (\$400,000).
- Streets and Highways – Employee compensation and benefits were under budget primarily because of unfilled positions during the year (\$800,000); and less expenditures for maintenance and repair of certain infrastructure projects (\$1,200,000).
- Parks and recreation – Employee compensation and benefits were under budget primarily because of unfilled positions during the year (\$1,300,000); and less expenditures for operating most park programs and facilities that were closed due to the pandemic (\$3,500,000).
- Planning and development – Employee compensation and benefits were under budget primarily because of partially unfilled positions during the year (\$200,000); and less expenditures for economic development travel and supplies (\$100,000).
- Engineering and Building – Employee compensation and benefits were under budget primarily because of unfilled positions during the year (\$100,000); and less expenditures for general engineering services (\$800,000).
- Transfers out– Transfers out were under budget primarily because of infrastructure project close out delays (\$1,000,000).

## **CAPITAL ASSETS AND DEBT ADMINISTRATION**

**Capital assets:** The City's investment in capital assets as of December 31, 2020 equaled \$176.3 million (net of accumulated depreciation). This investment in capital assets includes land, land improvements, buildings and improvements, equipment, infrastructure, and construction in progress. The total increase in the City's investment in capital assets in 2020 was 0.6 percent. A summary of the City's capital assets at December 31, 2020 and December 31, 2019 is as follows:

	<b>2020</b>	<b>2019</b>
	<b>Capital Assets, Net of Accumulated Depreciation</b>	<b>Capital Assets, Net of Accumulated Depreciation</b>
	<hr/>	<hr/>
Land	\$ 71,086,396	\$ 71,086,396
Land improvements	1,034,961	925,322
Buildings and improvements	17,723,475	17,407,686
Equipment	8,903,589	8,518,404
Infrastructure	69,107,495	69,649,624
Construction in progress	8,467,884	7,695,621
Total	<u>\$ 176,323,800</u>	<u>\$ 175,283,053</u>

The following were the major transactions during the current fiscal year that affected the City's capital assets:

- Land improvements – improvements around main swimming pools offset by normal annual depreciation on existing capital assets.
- Buildings and improvements – construction of a new cemetery office and maintenance building (\$1.2 million) offset by normal annual depreciation on existing buildings (\$0.9 million).
- Equipment – acquisition of new equipment and vehicles (\$1.9 million) offset by normal annual depreciation and asset disposals on existing equipment (\$1.5 million).
- Infrastructure – normal annual depreciation on existing roads, bridges, and other infrastructure (\$2.8 million) with \$2.3 million in new construction and improvements.
- Construction in progress - \$4.1 million increase for major improvement projects – Springbrook Gardens Park, Old Village Street Lighting, and the new Emergency Response Building offset by \$3.3 million for capitalized assets previously under construction.

The primary sources for financing the City's capital improvement projects are federal, state (Issue 2), and Lake County funding sources; general obligation bond proceeds; and general fund revenues. Additional information on the City's capital assets can be found in Note 6 to the financial statements.

**Long-term debt.** As of December 31, 2020, the City had total bonds, notes and direct borrowing loans outstanding of \$34.8 million. These are backed by the full faith and credit of the City.

The activity affecting the City's debt obligations outstanding during the year ended December 31, 2020 is summarized below.

	<b>Balance January 1, 2020</b>	<b>Debt Issued</b>	<b>Debt Retired</b>	<b>Balance December 31, 2020</b>
		(in thousands)		
General Obligation Bonds	\$ 30,915	\$ 9,480	\$ (11,795)	\$ 28,600
Special Assessment Bonds	5,720	-	(765)	4,955
Unamortized Premium on Debt	219	440	(168)	491
OWDA/OPWC Direct Borrowings	736	78	(16)	798
<b>Total Government Activities</b>	<b>\$ 37,590</b>	<b>\$ 9,998</b>	<b>\$ (12,744)</b>	<b>\$ 34,844</b>

The funds used to meet the debt service requirements of the City's general obligation bonds are from certain ad valorem taxes and other revenue sources. Ad valorem taxes, the primary source of funds, amounted to \$1.9 million in 2020 which represented 48% of the debt service requirements on the general obligation and special assessment bonds. Use of existing fund balances and transfers from the general fund were used to pay the remaining 52% of debt service requirements.

The City issues its general obligation bonds within the context of its Capital Improvement Program. Programs which have benefited due to the issuance of general obligation debt include construction of and additions to City buildings (including a maintenance facility, a regional emergency response facility, a cemetery office and maintenance building, and a City hall addition), and acquisition of a golf course and park land.

The City also issues special assessment bonds for various roadway improvements. The debt service on the special assessment bonds is paid from the revenue collected through the special assessment levies.

The City presently has an Aa1 bond rating from Moody's Investors Service and a AA+ rating from S&P Global. The ratings were both assigned in October, 2017, and reaffirmed for the City's most recently issued Series 2020 Various Purpose Refunding bonds. Previously the City had an Aa1 rating from Moody's that was based on a recalibration during 2010 and reaffirmed in 2011 and 2015. Prior to that, the City had an Aa2 rating from Moody's that was assigned in 2005, and reaffirmed several times.

The ratio of net general bonded debt to assessed valuation and the amount of bonded debt per capita are useful indicators of the City's debt position. Net general bonded debt is total general bonded debt supported by taxes less amounts available in the Debt Service Funds. This data at December 31, 2020 was:

Net General Bonded Debt	\$ 29,091,053
Ratio of Net Bonded Debt to Assessed Valuation	1.77%
Net General Bonded Debt Per Capita	\$ 595.81

The Ohio Revised Code provides that the net debt of the municipal corporation, whether or not approved by the electors, shall not exceed 10.5 percent of the assessed value of all property in the municipal corporation as listed and assessed for taxation. In addition, the unvoted net debt of municipal corporations cannot exceed 5.5 percent of the total assessed value of property. The City's total debt limit (10.5 percent) is \$166,921,994 and unvoted debt limit (5.5 percent) is \$87,435,330. These debt limitations are not expected to affect the financing of any currently planned facilities or services.

Additional information on the City's long-term debt can be found in Note 7 to the financial statements.

### **FACTORS EXPECTED TO IMPACT THE CITY'S FUTURE FINANCIAL POSITION OR RESULTS OF OPERATIONS**

On a cash basis the City's general fund budget for 2021 projects a year-end unencumbered balance of \$8.5 million. This includes estimated income tax collections of \$43.0 million which is less than the record year actual 2020 collections. For the four months through April 30, 2021, income tax collections were up 2.05% from the comparable 2020 period. The general fund unencumbered balance at April 30, 2021 was \$17.3 million. The City anticipates a favorable impact to its financial position and operations during 2021 as a result of the overall trend of recovery from the COVID-19 pandemic both locally and nationally.

### **NEED ADDITIONAL INFORMATION**

This financial report is designed to provide a general overview of the City's finances for all those with an interest in the City's finances. Questions concerning any of the information provided in this report or requests for additional information should be addressed to the Director of Finance, City of Mentor, 8500 Civic Center Boulevard, Mentor, Ohio 44060.

**CITY OF MENTOR, OHIO**  
**STATEMENT OF NET POSITION**  
**December 31, 2020**

	<u>Primary Government</u>
	<u>Governmental Activities</u>
<b>ASSETS</b>	
Cash and Investments	\$ 55,465,755
Receivables, net of allowance for doubtful accounts	24,832,185
Due from other governments	4,512,358
Inventory	860,899
Prepaid items	355,308
Net Pension Asset	99,597
Land held for resale	935,301
Nondepreciable capital assets	79,554,279
Depreciable capital assets, net of accumulated depreciation	96,769,521
Total assets	<u>263,385,203</u>
<b>DEFERRED OUTFLOWS OF RESOURCES</b>	
Deferred charge on refunding	265,023
Pension	8,516,725
OPEB	5,691,652
Total deferred outflows of resources	<u>14,473,400</u>
<b>LIABILITIES</b>	
Accounts payable and accrued liabilities	4,827,386
Construction, security and bid deposits	536,246
Long-term obligations:	
Due within one year	2,996,323
Due in more than one year:	
Net pension liability	59,862,896
Net OPEB Liability	19,663,238
Other amounts	37,474,225
Total liabilities	<u>125,360,314</u>
<b>DEFERRED INFLOWS OF RESOURCES</b>	
Property tax	6,022,836
PILOT	1,500,000
OPEB	5,007,314
Pension	10,528,070
Total deferred inflows of resources	<u>23,058,220</u>
<b>NET POSITION</b>	
Net investment in capital assets	145,643,444
Restricted for:	
Capital projects	289,296
Debt service	8,427,128
Streets and public safety	9,086,195
Unrestricted	(34,005,994)
Total net position	<u>\$ 129,440,069</u>

The notes to financial statements are an integral part of this statement.

**CITY OF MENTOR, OHIO**  
**STATEMENT OF ACTIVITIES**  
**For the Year Ended December 31, 2020**

Functions/Programs	Expenses	Program Revenues			Net (Expense) Revenue and Changes in Net Position
		Charges for Services	Operating Grants and Contributions	Capital Grants and Contributions	Primary Government Governmental Activities
<b>Primary government:</b>					
Governmental activities:					
General Government	\$ 10,770,438	\$ 2,521,252	\$ 5,041,908	\$ 16,217	\$ (3,191,061)
Police	17,440,032	1,989,784	148,813	-	(15,301,435)
Fire	15,656,031	2,816,699	46,494	-	(12,792,838)
Streets and highways	20,180,026	2,692,877	5,520,935	33,211	(11,933,003)
Parks and recreation	8,673,636	3,825,309	620,896	90,000	(4,137,431)
Planning and development	4,106,953	307,979	257,587	-	(3,541,387)
Engineering and building	3,174,855	1,112,664	-	-	(2,062,191)
Interest and fiscal charges	931,875	-	-	-	(931,875)
Total governmental activities	\$ 80,933,846	\$ 15,266,564	\$ 11,636,633	\$ 139,428	\$ (53,891,221)
General revenues:					
					45,156,058
					Municipal income taxes
					Property taxes levied for:
					General purpose
					Special revenue
					Debt service
					Other local taxes
					Payments in lieu of taxes
					Grants and entitlements not restricted to specific programs
					Unrestricted investment earnings
					Other
					Total general revenues, special items, and transfers
					Change in net position
					Net position - beginning
					Net position - ending

The notes to financial statements are an integral part of this statement.



**CITY OF MENTOR, OHIO  
BALANCE SHEET  
GOVERNMENTAL FUNDS  
December 31, 2020**

	General	Special Assessment Bond Retirement	Total Nonmajor Funds	Total Governmental Funds
<b>ASSETS</b>				
Cash and investments	\$ 24,812,631	\$ 27,159	\$ 21,946,968	\$ 46,786,758
Receivables, net	13,080,695	6,704,883	5,046,607	24,832,185
Due from other funds	13,064,234	-	216,119	13,280,353
Due from other governments	784,521	-	3,727,837	4,512,358
Inventory	860,899	-	-	860,899
Prepaid items	353,340	-	1,968	355,308
Land held for resale	-	935,301	-	935,301
Total assets	<u>\$ 52,956,320</u>	<u>\$ 7,667,343</u>	<u>\$ 30,939,499</u>	<u>\$ 91,563,162</u>
<b>LIABILITIES</b>				
Accounts Payable	\$ 366,642	\$ -	\$ 863,513	\$ 1,230,155
Accrued payroll and employee benefits	1,552,495	-	-	1,552,495
Accrued liabilities	770	-	-	770
Construction, security and bid deposits	536,001	-	-	536,001
Due to other funds	-	212,513	13,067,840	13,280,353
Due to other governments	-	139,570	-	139,570
Total liabilities	<u>2,455,908</u>	<u>352,083</u>	<u>13,931,353</u>	<u>16,739,344</u>
<b>DEFERRED INFLOWS OF RESOURCES</b>				
Property tax	1,625,473	-	4,397,363	6,022,836
PILOT	-	-	1,500,000	1,500,000
Unavailable Revenue - Delinquent property tax	84,340	-	190,407	274,747
Unavailable Revenue - Income tax	3,218,064	-	-	3,218,064
Unavailable Revenue - Other	143,310	-	367,158	510,468
Unavailable Revenue - Shared revenue	440,774	-	1,351,666	1,792,440
Unavailable Revenue - Special Assessment	-	7,362,173	51,140	7,413,313
Total deferred inflow of resources	<u>5,511,961</u>	<u>7,362,173</u>	<u>7,857,734</u>	<u>20,731,868</u>
Total liabilities and deferred inflows of resources	<u>7,967,869</u>	<u>7,714,256</u>	<u>21,789,087</u>	<u>37,471,212</u>
<b>FUND BALANCES (DEFICITS)</b>				
Nonspendable	1,214,239	-	1,968	1,216,207
Restricted	-	-	13,020,079	13,020,079
Committed	1,544,827	-	585,484	2,130,311
Assigned	13,674,605	-	-	13,674,605
Unassigned	28,554,780	(46,913)	(4,457,119)	24,050,748
Total fund balances (deficits)	<u>\$ 44,988,451</u>	<u>\$ (46,913)</u>	<u>\$ 9,150,412</u>	<u>\$ 54,091,950</u>
Total liabilities and fund balances (deficits)	<u>\$ 52,956,320</u>	<u>\$ 7,667,343</u>	<u>\$ 30,939,499</u>	<u>\$ 91,563,162</u>

The notes to financial statements are an integral part of this statement.

**CITY OF MENTOR, OHIO**

**RECONCILIATION OF THE BALANCE SHEET OF GOVERNMENTAL FUNDS  
TO THE STATEMENT OF NET POSITION  
DECEMBER 31, 2020**

---

Amounts reported for governmental activities in the statement of net position are different because:

Total fund balances - governmental funds		\$ 54,091,950
Capital assets used in governmental activities are not financial resources and therefore, are not reported in the funds. (See note 6.)		176,323,800
An internal service fund is used by management to charge the cost of certain activities, such as insurance to individual funds. The assets and liabilities of the Internal Service funds are included in Governmental Activities in the Statement of Net Position		4,876,044
The net pension liability/asset and net OPEB liability/asset are not due and payable in the current period; therefore the liability asset and related deferred inflows/outflows are not reported in governmental funds:		
Deferred Outflows - Pension	8,516,725	
Deferred Inflows - Pension	(10,528,070)	
Net Pension Liability/Asset	(59,763,299)	
Deferred Outflows - OPEB	5,691,652	
Deferred Inflows - OPEB	(5,007,314)	
Net OPEB Liability/Asset	<u>(19,663,238)</u>	(80,753,544)
Other long-term assets are not available to pay for current-period expenditures and, therefore, are unavailable in the funds.		
Deferred charges for bond refundings	265,023	
Unavailable revenues	<u>13,209,032</u>	13,474,055
Long-term liabilities are not due and payable in the current period and, therefore are not reported in the funds. (See note 7.)		
Long term obligations	(40,470,548)	
Internal service portion	3,299,000	
Accrued vacation	(1,319,319)	
Accrued interest	<u>(81,369)</u>	(38,572,236)
Net position of governmental activities		<u>\$ 129,440,069</u>

The notes to the financial statements are an integral part of this statement.

**CITY OF MENTOR, OHIO**  
**STATEMENT OF REVENUES,**  
**EXPENDITURES AND CHANGES**  
**IN FUND BALANCES**  
**GOVERNMENTAL FUNDS**  
**For the Year Ended December 31, 2020**

	General	Special Assessment Bond Retirement	Total Nonmajor Funds	Total Governmental Funds
<b>REVENUES</b>				
Property Taxes	\$ 1,736,414	\$ -	\$ 4,669,308	\$ 6,405,722
Municipal Income Tax	45,550,954	-	-	45,550,954
Other Local Taxes	-	-	395,593	395,593
Payments in Lieu of Taxes	-	-	1,424,996	1,424,996
Intergovernmental	2,012,051	-	12,168,029	14,180,080
Charges for services	5,082,724	-	324,789	5,407,513
Fines and forfeitures	580,698	-	222,267	802,965
Licenses, permits, and inspections	1,350,348	-	5,000	1,355,348
Special Assessments	-	926,075	1,552,520	2,478,595
Investment Income	987,038	-	53,567	1,040,605
Donations and other	358,206	-	10,440	368,646
Total revenues	<u>57,658,433</u>	<u>926,075</u>	<u>20,826,509</u>	<u>79,411,017</u>
<b>EXPENDITURES</b>				
Current:				
General Government	8,107,247	31,872	505,807	8,644,926
Police	10,841,785	-	2,992,488	13,834,273
Fire	9,344,253	-	3,979,166	13,323,419
Streets and highways	7,754,065	-	8,825,254	16,579,319
Parks and recreation	6,087,076	-	1,117,909	7,204,985
Planning and development	3,528,823	-	272,124	3,800,947
Engineering and building	1,898,203	-	696,634	2,594,837
Debt service:				
Principal retirement	-	780,966	1,990,000	2,770,966
Interest and fiscal charges	-	248,750	733,395	982,145
Capital outlay:				
General Government	184,571	-	44,075	228,646
Police	328,251	-	-	328,251
Fire	7,473	-	-	7,473
Streets and highways	15,565	-	2,092,011	2,107,576
Parks and recreation	18,160	-	1,789,357	1,807,517
Engineering and building	-	-	198,757	198,757
Total expenditures	<u>48,115,472</u>	<u>1,061,588</u>	<u>25,236,977</u>	<u>74,414,037</u>
Excess (deficiency) of revenues over expenditures	<u>9,542,961</u>	<u>(135,513)</u>	<u>(4,410,468)</u>	<u>4,996,980</u>
<b>OTHER FINANCING SOURCES (USES)</b>				
Premium on bonds	-	-	440,382	440,382
Issuance of OPWC Loans	-	-	78,396	78,396
Issuance of refunding bonds	-	-	9,480,000	9,480,000
Bond refund escrow payment	-	-	(9,882,021)	(9,882,021)
Transfers In	-	-	2,795,071	2,795,071
Transfers Out	(385,173)	-	(2,409,898)	(2,795,071)
Total other financing sources (uses)	<u>(385,173)</u>	<u>-</u>	<u>501,930</u>	<u>116,757</u>
Net change in fund balances	9,157,788	(135,513)	(3,908,538)	5,113,737
Fund balances - beginning	35,830,663	88,600	13,058,950	48,978,213
Fund balances - ending	<u>\$ 44,988,451</u>	<u>\$ (46,913)</u>	<u>\$ 9,150,412</u>	<u>\$ 54,091,950</u>

The notes to financial statements are an integral part of this statement.

# CITY OF MENTOR, OHIO

## RECONCILIATION OF THE STATEMENT OF REVENUES, EXPENDITURES AND CHANGES IN FUND BALANCES OF GOVERNMENTAL FUNDS TO THE STATEMENT OF GOVERNMENTAL ACTIVITIES YEAR ENDED DECEMBER 31, 2020

---

Amount reported for governmental activities in the statement of activities are different because:

Net change in fund balances - total governmental funds		\$ 5,113,737
Governmental funds report capital outlays as expenditures; however, in the statement of activities, the cost of those assets is allocated over their estimated useful lives and reported as depreciation expense. This is the amount by which depreciation exceeded capital outlays in the current period:		
Capital asset additions	\$ 4,381,101	
Capital asset contributions	121,317	
Current year depreciation	<u>(5,460,680)</u>	(958,262)
Governmental funds only report the disposal of capital assets to the extent proceeds are received from the sale. In the statement of activities, a gain or loss is reported for each disposal.		1,999,009
Revenues in the statement of activities that do not provide current financial resources are not reported as revenues in the funds.		
Property and municipal income tax	(390,442)	
Intergovernmental	(214,115)	
Special Assessment	(1,123,163)	
Other	<u>510,468</u>	(1,217,252)
The issuance of long-term debt (e.g. bonds, notes) provides current financial resources to governmental funds, while the repayment of the principal of long-term debt consumes the current financial resources of governmental funds. Neither transaction, however, has any effect on net assets. In the statement of activities interest is accrued on outstanding bonds, whereas in governmental funds an interest expenditure is reported when due. Also, governmental funds report the effect of premiums, discounts, and similar items when debt is first issued, whereas these amounts are deferred and amortized in the statement of activities. This amount is the net effect of these differences in the treatment of long-term debt and related items.		
		2,700,846
Contractually required contributions are reported as expenditures in governmental funds; however, the statement of net position reports these amounts as deferred outflows.		
Pension	4,808,266	
OPEB	<u>94,748</u>	4,903,014
Except for amounts reported as deferred inflows/outflows, changes in the net pension and net OPEB liability are reported as pension and OPEB expense in the statement of activities.		
Pension	(7,584,154)	
OPEB	<u>(1,804,582)</u>	(9,388,736)
The internal service fund are used by management to charge costs to certain activities, such as insurance to individual funds. The net revenue(expense) of Internal Service funds are reported in the Governmental Activities.		
		3,517,538
Some expenses reported in the statement of activities do not require the use of current financial resources and, therefore, are not reported as expenditures in governmental funds.		
		<u>(94,660)</u>
Changes in net position of governmental activities		<u>\$ 6,575,234</u>

The notes to the financial statements are an integral part of this statement.

**CITY OF MENTOR, OHIO**

**GENERAL FUND**

**STATEMENT OF REVENUES, EXPENDITURES AND CHANGES IN FUND BALANCES - BUDGET AND ACTUAL**

**(NON-GAAP BUDGETARY BASIS)**

**For the Year Ended December 31, 2020**

	<u>Original Budget</u>	<u>Final Budget</u>	<u>Actual</u>	<u>Variance - Positive (Negative)</u>
<b>REVENUES:</b>				
Property taxes	\$ 1,721,000	\$ 1,721,000	\$ 1,736,414	\$ 15,414
Municipal income tax	43,300,000	44,300,000	45,647,977	1,347,977
Intergovernmental	1,950,600	1,950,600	1,979,824	29,224
Charges for services	6,554,800	6,554,800	5,082,725	(1,472,075)
Fines and forfeitures	921,500	921,500	665,828	(255,672)
Licenses, permits and inspections	1,659,500	1,659,500	1,496,639	(162,861)
Investment income	700,000	700,000	632,217	(67,783)
Other	79,000	79,000	384,645	305,645
Total revenues	<u>56,886,400</u>	<u>57,886,400</u>	<u>57,626,269</u>	<u>(260,131)</u>
<b>EXPENDITURES:</b>				
<b>Function:</b>				
General government	9,880,909	10,101,673	7,655,006	2,446,667
Police	13,064,687	11,567,687	9,203,134	2,364,553
Fire	10,908,761	9,271,261	7,786,617	1,484,644
Streets and highways	8,930,399	8,940,399	6,942,599	1,997,800
Parks and recreation	10,809,796	10,906,796	6,112,196	4,794,600
Planning and development	6,733,677	7,782,177	7,517,970	264,207
Engineering and building	2,759,130	2,812,419	1,891,995	920,424
<b>Debt Service:</b>				
Principal retirement	<u>100,000</u>	<u>100,000</u>	-	<u>100,000</u>
Total expenditures	<u>63,187,359</u>	<u>61,482,412</u>	<u>47,109,517</u>	<u>14,372,895</u>
Excess (deficiency) of revenues over expenditures	(6,300,959)	(3,596,012)	10,516,752	14,112,764
<b>OTHER FINANCING SOURCES (USES):</b>				
Advances in	12,500,000	14,100,000	14,316,832	216,832
Advances out	(7,750,000)	(14,816,000)	(14,788,863)	27,137
Transfers out	<u>(7,800,000)</u>	<u>(7,756,235)</u>	<u>(6,762,109)</u>	<u>994,126</u>
Total other financing sources (uses)	<u>(3,050,000)</u>	<u>(8,472,235)</u>	<u>(7,234,140)</u>	<u>1,238,095</u>
NET CHANGE IN FUND BALANCE	(9,350,959)	(12,068,247)	3,282,612	15,350,859
Adjustment for prior year encumbrances	4,950,272	4,950,272	4,950,272	-
FUND BALANCES, BEGINNING OF YEAR	<u>8,104,872</u>	<u>8,104,872</u>	<u>8,104,872</u>	<u>-</u>
FUND BALANCES, END OF YEAR	<u>\$ 3,704,185</u>	<u>\$ 986,897</u>	<u>\$ 16,337,756</u>	<u>\$ 15,350,859</u>

The notes to the financial statements are an integral part of this statement.

**CITY OF MENTOR, OHIO  
STATEMENT OF NET POSITION  
PROPRIETARY FUNDS  
December 31, 2020**

	<u>Governmental Activities</u>
	<u>Internal Service Funds</u>
<b>ASSETS</b>	
Current assets:	
Cash and investments	\$ 8,678,997
Total assets	<u>\$ 8,678,997</u>
<b>LIABILITIES</b>	
Current liabilities:	
Claims Payable	503,953
Noncurrent liabilities:	
Employee benefits payable	<u>3,299,000</u>
Total liabilities	<u>3,802,953</u>
<b>NET POSITION</b>	
Unrestricted	4,876,044
Total net position	<u>\$ 4,876,044</u>

The notes to financial statements are an integral part of this statement.

**CITY OF MENTOR, OHIO**  
**STATEMENT OF REVENUES, EXPENSES, AND CHANGES IN NET POSITION**  
**PROPRIETARY FUNDS**  
**For the Year Ended December 31, 2020**

	<u>Governmental Activities</u>
	<u>Internal Service Funds</u>
<b>OPERATING REVENUES</b>	
Charges for services	\$ 6,000,000
Donations and other	3,199,994
Total operating revenues	<u>9,199,994</u>
<b>OPERATING EXPENSES</b>	
Employee Benefits	<u>5,682,456</u>
Total operating expenses	<u>5,682,456</u>
Operating income	3,517,538
Change in net position	3,517,538
Total net position - beginning	1,358,506
Total net position - ending	<u><u>\$ 4,876,044</u></u>

The notes to financial statements are an integral part of this statement.

**CITY OF MENTOR, OHIO  
STATEMENT OF CASH FLOWS  
PROPRIETARY FUNDS  
For the Year Ended December 31, 2020**

	<u>Governmental Activities</u>
	<u>Internal Service Funds</u>
<b>CASH FLOWS FROM OPERATING ACTIVITIES</b>	
Charges for Services	\$ 6,000,000
Donations and other	3,199,994
Payments to vendors	<u>(6,101,368)</u>
Net cash provided by operating activities	<u>3,098,626</u>
Net increase in cash and cash equivalents	3,098,626
Cash and cash equivalents - beginning of year	<u>5,580,371</u>
Cash and cash equivalents - end of the year	<u><u>\$ 8,678,997</u></u>
<b>Reconciliation of operating income (loss) to net cash provided (used) by operating activities:</b>	
Operating Income	\$ 3,517,538
Changes in assets and liabilities:	
Increase (decrease) in accrued employee benefits	<u>(418,912)</u>
Net cash provided (used) by operating activities	<u><u>\$ 3,098,626</u></u>
<b>CASH RECONCILIATION</b>	
Actual Balance - end of year	<u><u>\$ 8,678,997</u></u>

The notes to financial statements are an integral part of this statement.



**CITY OF MENTOR, OHIO**  
**STATEMENT OF FIDUCIARY NET POSITION**  
**December 31, 2020**

	Private-Purpose Trust Fund	Custodial Fund
	<u>                    </u>	<u>                    </u>
<b>ASSETS</b>		
Cash and investments	\$ 22,245	\$ 100,896
	<u>                    </u>	<u>                    </u>
<b>LIABILITIES</b>		
Due to external parties		100,896
	<u>                    </u>	<u>                    </u>
<b>NET POSITION</b>		
Held in trust for individuals, organizations, and other governments	\$ 22,245	\$ -
	<u>                    </u>	<u>                    </u>

The notes to financial statements are an integral part of this statement.

**CITY OF MENTOR, OHIO**  
**STATEMENT OF CHANGES IN FIDUCIARY NET POSITION**  
**For the Year Ended December 31, 2020**

	Private-Purpose Trust Fund	Custodial Fund
	<u>                    </u>	<u>                    </u>
<b>ADDITIONS</b>		
Contributions	\$ -	\$ 952,313
Investment Income	241	-
Total additions	<u>241</u>	<u>952,313</u>
<b>DEDUCTIONS</b>		
General expenses		
Decoration of specific graves	600	-
Fines and forfeiture distributions to other governments	-	952,313
Total deductions	<u>600</u>	<u>952,313</u>
Net increase (decrease) in fiduciary net position	(359)	-
Net Position -- beginning of the year	<u>22,604</u>	<u>-</u>
Net Position -- end of the year	<u>\$ 22,245</u>	<u>\$ -</u>

The notes to financial statements are an integral part of this statement.

# CITY OF MENTOR, OHIO

## NOTES TO THE BASIC FINANCIAL STATEMENTS YEAR ENDED DECEMBER 31, 2020

---

### NOTE 1 – DESCRIPTION OF CITY OPERATIONS AND REPORTING ENTITY

**The City:** The City of Mentor, Ohio (the “City”) was organized under the present system of government effective January 1, 1963 and was incorporated as a home rule municipal corporation under the laws of the State of Ohio. The City operates under a Council-Manager form of government and provides the following services: public safety (police and fire), highways and streets, parks and recreation, public improvements, planning and development, and general administrative services.

**Reporting Entity:** The accompanying financial statements as of December 31, 2020 and for the year then ended have been prepared in conformity with accounting principles generally accepted in the United States of America (“GAAP”) applicable to local governments. The Governmental Accounting Standards Board (“GASB”) is the standard-setting body for establishing governmental accounting and financial reporting principles, which are primarily set forth in the GASB’s Codification of Governmental Accounting and Financial Reporting Standards (“GASB Codification”).

In evaluating how to define the governmental reporting entity, the City complies with the provisions of GASB Statement No. 14, *The Financial Reporting Entity*, as amended by GASB Statement No. 61, *The Financial Reporting Entity: Omnibus, an amendment of GASB Statements No. 14 and 34*, under which the financial statements include all the organizations, activities, functions, and component units for which the City (“primary government”) is financially accountable. Financial accountability is defined as the appointment of a voting majority of the component unit’s board, and either (1) the City’s ability to impose its will over the component unit, or (2) the possibility that the component unit will provide a financial benefit to or impose a financial burden on the City.

On this basis, the City’s financial reporting entity has no component units but includes the Mentor Municipal Court (the “Court”) as part of the City’s primary government in the determination of the City’s reporting entity. The Court’s operations are not legally separate from the City. In addition, the City is responsible for budgeting and appropriating funds for the operation of the Court and is ultimately responsible for any operating deficits sustained by the Court. The City’s share of the fines collected by the Court, along with its share of the Court’s administrative and operating costs, are recorded in the City’s General Fund. Monies held by the Court in a fiduciary capacity are included in the custodial fund in the accompanying basic financial statements, as further discussed in Note 5. No other organizations are included as part of the City’s reporting entity.

### NOTE 2 – SUMMARY OF SIGNIFICANT ACCOUNTING POLICIES

The following is a summary of the more significant policies followed during the preparation of the accompanying financial statements.

#### **A. Government-wide and fund financial statements**

GASB Statement No. 34 established new requirements and a new reporting model for the annual financial reports of state and local governments. The Statement was developed to make annual reports easier to understand and more useful to the people who use governmental financial information to make decisions. Financial information of the City is presented in the following format:

# CITY OF MENTOR, OHIO

## NOTES TO THE BASIC FINANCIAL STATEMENTS YEAR ENDED DECEMBER 31, 2020

---

### Basic Financial Statements:

1. *Government-wide financial statements* consist of a statement of net position and a statement of activities. These statements report all of the assets and deferred outflows of resources, liabilities and deferred inflows of resources, revenues, and expenses of the City. Governmental activities are normally supported by taxes and intergovernmental revenues. Fiduciary funds of the City are not included in these government-wide financial statements.

Interfund receivables and payables have been eliminated in the government-wide statement of net position. These eliminations minimize the duplicating effect on assets and deferred outflows of resources and liabilities and deferred inflows of resources within the governmental activities total column. Interfund services provided and used are not eliminated in the process of consolidation in the statement of activities. The statement of activities presents a comparison between direct expenses and program revenues for each function of the City's governmental activities.

Direct expenses are those that are specifically associated with a program or function and, therefore, are clearly identifiable to a particular function. Program revenue includes (a) charges paid by the recipients of goods or services offered by the programs and (b) grants and contributions, including special assessments that are restricted to meeting the operational or capital requirements of a particular program. Revenues that are not classified as program revenues, including all taxes, are presented as general revenues.

2. *Fund financial statements* consist of a series of statements focusing on information about the City's major governmental funds. Separate statements are presented for the governmental, proprietary and fiduciary funds.

The City's major governmental funds are the General Fund and the Special Assessment Bond Retirement Fund.

The General Fund is the primary operating fund of the City. It is used to account for all financial resources, except those required to be accounted for in other funds. Its revenues consist primarily of income and property taxes, investment income, shared revenues, charges for services, and fines and forfeitures.

General Fund expenditures represent costs of general government; police; fire; streets and highways; parks and recreation; planning and development; engineering and building; and debt service. General Fund resources are also transferred annually to support other services which are accounted for in other separate funds.

The Special Assessment Bond Retirement Fund is used to account for the accumulation of resources for the payment of special assessment long-term debt principal, interest, and related costs.

The City maintains proprietary funds, such as internal service funds, to report any activity that provides goods or services to other funds, departments or agencies or to other governments, on a cost-reimbursement basis. Currently, the City has two proprietary funds which are Internal Service Funds for Workers' Compensation and Self Insurance.

# CITY OF MENTOR, OHIO

## NOTES TO THE BASIC FINANCIAL STATEMENTS YEAR ENDED DECEMBER 31, 2020

---

Operating revenues within those funds are generated directly from the General Fund as Charges for Services. Operating expenses are the payment of premiums and claims which are the primary purposes of the funds.

Also maintained by the City are fiduciary funds, such as private-purpose trust funds and custodial funds, used to account for either legal trust arrangements which benefit individuals, private organizations, or other governments or assets and deferred outflows of revenues held by the City as an agent for individuals, private organizations or other governments.

3. *The City's General Fund budget to actual statement* is presented as part of the basic financial statements.
4. Notes to the financial statements provide information that is essential to a user's understanding of the basic financial statements.

### ***B. Financial reporting presentation***

The accounts of the City are organized on the basis of funds, each of which is considered a separate accounting entity. The operations of each fund are accounted for with a separate set of self-balancing accounts that comprise its assets and deferred outflows of resources, liabilities and deferred inflows of resources, fund balance (net position), revenues, and expenditures (expenses). The fund types and classifications that exist under GAAP are as follows:

#### **GOVERNMENTAL FUNDS**

1. **General Fund** - The General Fund is the general operating fund of the City. It is used to account for all financial resources, except those required to be accounted for in another fund. The General Fund is always defined as a major fund.
2. **Special Revenue Funds** - Special revenue funds are used to account for and report the proceeds of specific revenue sources that are restricted or committed to expenditure for specified purposes other than debt service or capital projects. These funds include most federal and state grants.
3. **Debt Service Funds** - Debt service funds are used to account for and report financial resources that are restricted, committed, or assigned to expenditure for the payment of general obligation and special assessment long-term debt principal, interest, and related costs. In 2020, the Special Assessment Bond Retirement Fund is considered a major fund.
4. **Capital Projects Funds** - Capital projects funds are used to account for and report financial resources that are restricted, committed, or assigned to expenditure for capital outlays, including the acquisition or construction of capital facilities and other capital assets.
5. **Permanent Funds** - Permanent funds are used for the purpose of accounting for and reporting resources that are legally restricted to the extent that earnings, and not principal,

# CITY OF MENTOR, OHIO

## NOTES TO THE BASIC FINANCIAL STATEMENTS YEAR ENDED DECEMBER 31, 2020

---

may be used for purposes that support the reporting government's programs. During 2020, the City did not utilize any permanent funds.

### PROPRIETARY FUNDS

1. **Enterprise Funds** - Enterprise funds are used to account for operations that are financed and operated in a manner similar to private business enterprises, where the intent of the governing body is that the costs of providing goods or services to the general public on a continuing basis be financed or recovered primarily through user charges. During 2020, the City did not utilize any enterprise funds.
2. **Internal Service Funds** - Internal service funds are used to report activity for the financing of goods or services provided by one department to other departments or to other governments on a cost-reimbursement basis. During 2011, the City established, with Resolution No. 11-R-107, an internal service fund known as the Workers' Compensation Fund to account for the operation of the retrospective ratings plan for Workers' Compensation. During 2016, the City established, with Resolution 16-R-102, an internal service fund known as the Self Insurance Fund to account for the operation of a self-insurance program.

### FIDUCIARY FUNDS

Fiduciary fund reporting focuses on net position and changes in net position. The fiduciary fund category is split into four classifications: pension (and other employee benefit) trust funds, investment trust funds, private-purpose trust funds, and custodial funds. Trust funds are distinguished from custodial funds by the existence of a trust agreement or equivalent arrangements that have certain characteristics. Custodial funds are used to report fiduciary activities that are not required to be reported in a trust fund.

The City's fiduciary funds are a private-purpose trust fund and a custodial fund. The City's private purpose trust fund accounts for the cost of decorating specific graves as designated by individual donors in a Cemetery Bequest and Endowment Fund. The custodial funds accounts for the Mentor Municipal Court. The City does not have any pension or investment trust funds.

Fiduciary Funds are not included in the government-wide statements.

### ***C. Measurement focus and basis of accounting***

Except for budgetary purposes, the basis of accounting used by the City conforms to GAAP as applicable to governmental units. The accounting and financial reporting treatment applied to a fund is determined by its measurement focus.

The government-wide, proprietary, and fiduciary fund financial statements are reported using the economic resources measurement focus and the accrual basis of accounting. Revenues are recorded when earned and expenses are recorded at the time liabilities are incurred, regardless of when the related cash flows take place. Non-exchange transactions, in which the City gives (or receives) value without directly receiving (or giving) equal value in exchange,

# CITY OF MENTOR, OHIO

## NOTES TO THE BASIC FINANCIAL STATEMENTS YEAR ENDED DECEMBER 31, 2020

---

include income taxes, property taxes, grants, shared revenue, and donations. On an accrual basis, revenue from income taxes is recognized in the period in which the taxpayer's liability occurs and revenue from property taxes is recognized in the fiscal year for which the taxes are levied. On an accrual basis, revenue in the form of shared revenue is recognized when the provider government recognizes its liability to the City. Revenue from grants and donations is recognized in the fiscal year in which all eligibility requirements have been satisfied. Eligibility requirements include timing requirements, which specify the year when the resources are required to be used or the year when use is first permitted, matching requirements, in which the City must provide local resources to be used for a specified purpose, and expenditure requirements, in which the resources are provided to the City on a cost reimbursement basis.

Governmental fund financial statements are reported using the current financial resources measurement focus and the modified accrual basis of accounting. Under this method, revenues are recognized when both measurable and available. Revenues are considered to be available when they are collected within the current period or soon enough thereafter to pay liabilities and deferred inflows of resources of the current period. The City generally considers all revenues reported in the governmental funds to be available if the revenues are collected within sixty days after year-end. Expenditures are generally recorded when the related fund liability is incurred, except for principal and interest on general long-term debt, claims and judgments, and compensated absences, which are recognized as expenditures only when payment is due. Capital asset acquisitions are reported as expenditures in governmental funds. Proceeds of general long-term debt are reported as other financing sources.

In applying the susceptible-to-accrual concept under the modified accrual basis, the following revenue sources are deemed both measurable and available (i.e., collectible within the current year or within sixty days after year-end and available to pay obligations of the current period): income taxes, investment earnings, and shared revenues. Reimbursements due for federal or state funded projects are accrued as revenue at the time the expenditures are made or, when received in advance, deferred until expenditures are made. Property taxes and special assessments, though measurable, are not available to finance current period obligations. Therefore, property tax and special assessment receivables are recorded and deferred until they become available. Other revenues, including licenses, fees, fines and forfeitures and charges for services are recorded as revenue when received in cash because they are generally not measurable until actually received.

When both restricted and unrestricted resources are available for use, it is the City's policy to use restricted resources first, then unrestricted resources as they are needed.

### ***D. Budgetary Procedures***

***Budgetary Process:*** The budgetary process is prescribed by provisions of the Ohio Revised Code and entails the preparation of budgetary documents within an established timetable. The major documents prepared are the tax budget, the certificate of estimated resources, and the appropriation ordinance. These budgetary documents are subject to amendment throughout the year with the legal restriction that appropriations cannot exceed estimated resources as certified. The tax budget and appropriation ordinance are prepared under the direction of the City Manager and submitted to City Council for adoption. Budgeted

# CITY OF MENTOR, OHIO

## NOTES TO THE BASIC FINANCIAL STATEMENTS YEAR ENDED DECEMBER 31, 2020

---

expenditures represent original appropriations as modified by adjustments during the year. The primary level of budgetary control is at the departmental and object level. Budget revisions within appropriated amounts are subject to the approval of the City Manager. Changes in a department's total appropriation require action by City Council. For the year ended December 31, 2020, expenditures did not exceed appropriations in any individual department.

**Tax Budget:** A budget of estimated cash receipts and disbursements is submitted to the County Auditor, as Secretary of the County Budget Commission, by July 20 of each year, for the period January 1 to December 31 of the following year.

**Estimated Resources:** The County Budget Commission certifies its actions to the City by September 1. As part of this process, the City receives the official certificate of estimated resources which states the projected cash receipts of each fund. On or about January 1, this certificate is amended to include actual unencumbered cash balances from the preceding year.

**Appropriations:** A temporary appropriation ordinance to control expenditures (expenses) may be passed on or about January 1 for the period through March 31. An annual appropriation ordinance must be passed by April 1 of each year for the period January 1 to December 31. The appropriation ordinance may be amended during the year as new information becomes available, provided that total appropriations do not exceed certified estimated resources, as amended. At the end of the fiscal year, all unexpended and unencumbered balances of operating appropriations revert to the fund from which the original appropriation was made, where they become available for future appropriation. Appropriations are adopted by City Council for all funds except the Municipal Court Custodial Fund; however, the City is only required to report herein on the budget adopted for the General Fund.

**GAAP/Budget Reconciliation:** The City's budgetary process accounts for certain transactions on a basis other than accounting principles generally accepted in the United States of America (GAAP basis). The major difference between the budgetary basis and the GAAP basis is that financial transactions are recorded on a cash and encumbrance basis (budgetary basis) as opposed to when susceptible to accrual (GAAP).

A reconciliation of the General Fund's results of operations for 2020 reported on the budget basis versus the GAAP basis is as follows:

<u>Net Change in Fund Balance</u>	
Budget Basis	\$ 3,282,612
Adjustments:	
Revenue accruals	32,164
Advances in	(14,316,832)
Advances out	14,788,863
Expenditure accruals	(346,799)
Encumbrances	5,717,780
GAAP Basis	<u>\$ 9,157,788</u>

**Encumbrances:** Encumbrance accounting, under which purchase orders, contracts, and other commitments for the future expenditure of funds are recorded in order to constrain a



# CITY OF MENTOR, OHIO

## NOTES TO THE BASIC FINANCIAL STATEMENTS YEAR ENDED DECEMBER 31, 2020

---

portion of the applicable appropriation, is utilized during the year for budget control purposes. Encumbrances outstanding at year-end are reported as expenditures under the City's budgetary basis of accounting.

The City honors the contracts represented by year-end encumbrances, and the related appropriations are carried forward to the succeeding year. For governmental fund financial statements reporting purposes, encumbrances outstanding at year-end are reported as restricted, committed, assigned or unassigned classifications of fund balance since they do not constitute expenditures, liabilities, or deferred inflows of resources.

The budget and actual expenditures included in the General Fund budgetary statement include all expenditures made during the year under the City's budgetary basis of accounting, including expenditures made in the current year that were encumbered and appropriated in the prior year.

As of December 31, 2020, the City's commitments for encumbrances in the governmental funds were as follows:

	Encumbrances Outstanding
General	\$ 5,717,780
Nonmajor funds	8,602,644
Total	<u>\$ 14,320,424</u>

### ***E. Other Significant Accounting Policies***

***Cash and Investments:*** Cash resources of certain individual funds are combined to form a pool of cash and investments which is managed by the Director of Finance. Interest earned on pooled cash and investments is credited to the General Fund, (except in cases where state law or City ordinances require that the income be allocated to certain specific funds, utilizing a formula based on the month-end balance of each fund). The City reports its investments at fair value based on quoted market values and recognizes the corresponding change in the fair value of the investments as investment earnings in the year in which the change occurs.

***Inventory:*** Inventory is valued at cost using the first-in, first-out (FIFO) method and consists of expendable supplies held for consumption and items held for resale. The cost of inventory items is recorded as an expenditure in the governmental fund financial statements at the time individual inventory items are purchased. Reported inventories are equally offset by a nonspendable fund balance which indicates that they do not constitute "available spendable resources" even though they are a component of net position.

***Prepaids:*** Payments made to vendors for services that will benefit periods beyond December 31, 2020, are recorded as prepaid items using the consumption method by recording a current asset for the prepaid amount and reflecting the expenditure/expense in the year in which services are consumed.

***Capital Assets:*** Capital assets, which include land, construction in progress, land improvements, buildings (including renovations and improvements), equipment, and infrastructure assets are reported in the governmental activities column in the government-

# CITY OF MENTOR, OHIO

## NOTES TO THE BASIC FINANCIAL STATEMENTS YEAR ENDED DECEMBER 31, 2020

---

wide financial statements to the extent the City's capitalization threshold is met. The City defines capital assets as assets with an estimated useful life in excess of five years (except vehicles) and an individual cost of more than \$5,000. Assets are recorded at historical cost or estimated historical cost, if historical cost is not available. Donated capital assets, donated works of art and similar items, and capital assets received in a service concession arrangement are recorded at their acquisition value on the date contributed.

As permitted under the implementation provisions of GASB Statement No. 34, the historical cost of infrastructure assets acquired, significantly reconstructed or that received significant improvements prior to January 1, 1980 have not been included as part of governmental capital assets in the government-wide financial statements.

Costs for maintenance and repairs are expensed when incurred. However, costs for repairs and upgradings that materially add to the value or life of an asset and meet the above criteria are capitalized.

The City depreciates capital assets on a straight-line basis using the following estimated useful lives:

Land improvements	20
Building and improvements	20 - 40
Equipment	5 - 20
Infrastructure	25 - 50

**Compensated Absences:** The City accrues for accumulated, unpaid vacation and sick leave earned using the termination payment method specified under GASB Statement No. 16, *Accounting for Compensated Absences*. In the government-wide financial statements, the entire amount of unpaid vacation and sick leave is reported as a liability. A liability for accumulated, unpaid vacation and sick leave is accrued in the governmental fund financial statements only if the amount is currently due and payable at year end.

These amounts are recorded as accrued payroll and employee benefits in the fund from which the employees who have accumulated leave are paid. The remaining portion of the liability is not reported in the governmental fund financial statements.

Normally, all vacation time is to be taken in the year available unless approval for carryover is obtained. City employees also earn sick leave which, if not taken, accumulates until retirement. Upon retirement, an employee with ten or more years of service is paid one-third of accumulated sick leave, subject to certain limitations, calculated at current wage rates.

**Accrued Liabilities and Long-Term Obligations:** In the government-wide statement of net position, accounts payable and accrued liabilities, deposits, notes payable, long-term debt and other long-term obligations are reported as liabilities. Bond premiums and discounts are deferred and amortized over the life of the bonds using the bonds-outstanding method, which approximates the effective interest method. Losses on advance refundings are deferred and amortized over the life of the new debt, or the life of the advance refunded debt, whichever is shorter. Bonds payable are reported net of the applicable unamortized bond premium, discount or advance refunding losses. Bond issuance costs are reported as an expense in the period incurred.

# CITY OF MENTOR, OHIO

## NOTES TO THE BASIC FINANCIAL STATEMENTS YEAR ENDED DECEMBER 31, 2020

---

In the governmental fund financial statements, bond premiums and discounts, as well as bond issuance costs, are recognized as revenues or expenditures during the current period. The face amount of debt issued is reported as other financing sources. Premiums received on debt issuances are reported as other financing sources while discounts are reported as other financing uses. Issuance costs, whether or not withheld from the actual debt proceeds received, are reported as expenditures.

Net pension/OPEB liability is recognized in the governmental funds to the extent that benefit payments are due and payable and the pension/OPEB plan's fiduciary net position is not sufficient for payments of those benefits.

**Fund Balances:** Fund balance is divided into five classifications based primarily on the extent to which the City is bound to observe constraints imposed upon the use of the resources in the governmental funds. The classifications are as follows:

*Nonspendable* – The nonspendable fund balance classification includes amounts that cannot be spent because they are not spendable in form, or legally or contractually required to be maintained intact. The “not in spendable form” criterion includes items that are not expected to be converted to cash. It also includes the long-term amount of loans receivable, as well as property acquired for resale, unless the use of the proceeds from the collection of those receivables or from the sale of those properties is restricted, committed, or assigned.

*Restricted* – Fund balance is reported as restricted when constraints placed on the use of resources are either externally imposed by creditors (such as through debt covenants), grantors, contributors, or laws or regulations of other governments or is imposed by law through constitutional provisions.

*Committed* – The committed fund balance classification includes amounts that can be used only for the specific purposes imposed by a formal action (ordinance) of the City's Council. Those committed amounts cannot be used for any other purpose unless the City's Council removes or changes the specified use by taking the same type of action (ordinance) it employed to previously commit those amounts. City Council has approved the internally imposed constraints for the Payroll Stabilization arrangement. The circumstances that trigger spending are both specific and nonroutine.

Committed fund balance also incorporates contractual obligations to the extent that existing resources in the fund have been specifically committed for use in satisfying those contractual requirements.

*Assigned* – Amounts in the assigned fund balance classification are intended to be used by the City for specific purposes but do not meet the criteria to be classified as restricted or committed. Assigned amounts represent intended uses established by the City's legislative body, the City Council. State statute authorizes the Finance Director to assign fund balance for purchase orders; provided such amounts have been lawfully appropriated.

*Unassigned* – Unassigned fund balance is the residual classification for the General Fund and includes all spendable amounts not contained in the other classifications. In the other governmental funds, the unassigned classification is used only to report a deficit balance

# CITY OF MENTOR, OHIO

## NOTES TO THE BASIC FINANCIAL STATEMENTS YEAR ENDED DECEMBER 31, 2020

resulting from overspending for specific purposes for which amounts had been restricted, committed, or assigned.

The City applies restricted resources first when expenditures are incurred for purposes for which either restricted or unrestricted (committed, assigned, and unassigned) amounts are available. Similarly, within unrestricted fund balance, committed amounts are reduced first followed by assigned, and then unassigned amounts when expenditures are incurred for purposes for which amounts in any of the unrestricted fund balance classifications could be used.

The constraints placed on fund balance for the major governmental funds and all other governmental funds follow:

Fund Balances	General	Special Assessment Bond Retirement	Other Governmental Funds	Total
<i>Nonspendable</i>				
Inventories	\$ 860,899	\$ -	\$ -	\$ 860,899
Prepaid items	353,340	-	1,968	355,308
<i>Total Nonspendable</i>	<u>1,214,239</u>	<u>-</u>	<u>1,968</u>	<u>1,216,207</u>
<i>Restricted for</i>				
Parks and recreation	-	-	419,008	419,008
Safety forces	-	-	6,072,535	6,072,535
Streets and highways	-	-	3,636,670	3,636,670
Planning and development	-	-	1,957,317	1,957,317
Debt service	-	-	931,687	931,687
Other	-	-	2,862	2,862
<i>Total Restricted</i>	<u>-</u>	<u>-</u>	<u>13,020,079</u>	<u>13,020,079</u>
<i>Committed to</i>				
Payroll stabilization	1,544,827	-	-	1,544,827
Parks and recreation	-	-	562,986	562,986
Street trees	-	-	22,498	22,498
<i>Total Committed</i>	<u>1,544,827</u>	<u>-</u>	<u>585,484</u>	<u>2,130,311</u>
<i>Assigned to</i>				
Parks and recreation	676,709	-	-	676,709
Safety forces	157,828	-	-	157,828
Streets and highways	332,745	-	-	332,745
Engineering and building	205,683	-	-	205,683
Planning and development	4,168,321	-	-	4,168,321
General government	295,180	-	-	295,180
Planned 2020 appropriations	7,838,139	-	-	7,838,139
<i>Total Assigned</i>	<u>13,674,605</u>	<u>-</u>	<u>-</u>	<u>13,674,605</u>
<i>Unassigned (Deficit)</i>	<u>28,554,780</u>	<u>(46,913)</u>	<u>(4,457,119)</u>	<u>24,050,748</u>
<b>Total Fund Balances</b>	<u><u>\$ 44,988,451</u></u>	<u><u>\$ (46,913)</u></u>	<u><u>\$ 9,150,412</u></u>	<u><u>\$ 54,091,950</u></u>

**Grants and Other Intergovernmental Revenues:** Grants and assistance awards made on the basis of entitlement programs are recorded as intergovernmental receivables and revenues when entitlement occurs. Reimbursement-type grants are recorded as

# CITY OF MENTOR, OHIO

## NOTES TO THE BASIC FINANCIAL STATEMENTS YEAR ENDED DECEMBER 31, 2020

---

intergovernmental receivables and revenues when the related expenditures (expenses) are incurred.

**Interfund Transactions:** During the course of normal operations, the City has numerous transactions between funds, including the allocation of centralized expenses and transfers of resources to provide services, construct assets, and service debt. Such transactions are generally reflected as transfers or direct expenses of the fund that is ultimately charged for such costs.

**Deferred Outflows/Inflows of Resources:** In addition to assets, the statements of financial position will sometimes report a separate section for deferred outflows of resources. Deferred outflows of resources represent a consumption of net position that applies to a future period and will not be recognized as an outflow of resources (expense/expenditure) until then. For the City, deferred outflows of resources are reported on the government-wide statement of net position for deferred charges on refunding, pension and OPEB. A deferred charge on refunding results from the difference in the carrying value of refunded debt and its reacquisition price. This amount is deferred and amortized over the shorter of the life of the refunded or refunding debt. The deferred outflows of resources related to pension and OPEB plans are explained in Notes 13 and 14.

In addition to liabilities, the statements of financial position report a separate section for deferred inflows of resources. Deferred inflows of resources represent an acquisition of net position that applies to a future period and will not be recognized until that time. For the City, deferred inflows of resources include property taxes, payments in lieu of taxes, pension, OPEB and unavailable revenue. Property taxes represent amounts for which there is an enforceable legal claim as of December 31, 2020, but which were levied to finance year 2021 operations. These amounts have been recorded as a deferred inflow on both the government-wide statement of net position and governmental fund financial statements. Unavailable revenue is reported only on the governmental funds balance sheet, and represents receivables which will not be collected within the available period. For the City, unavailable revenue includes delinquent property taxes, municipal income tax, intergovernmental grants, other revenues, shared revenue and special assessments. These amounts are deferred and recognized as an inflow of resources in the period the amounts become available. Deferred inflows of resources related to pension and OPEB plans are reported on the government-wide statement of net position. (See Notes 13 and 14)

**Pension/Other Postemployment Benefits (OPEB):** For purposes of measuring the net pension/OPEB liability, deferred outflows of resources and deferred inflows of resources related to pensions/OPEB, and pension/OPEB expense, information about the fiduciary net position of the pension/OPEB plans and additions to/deductions from their fiduciary net position have been determined on the same basis as they are reported by the pension/OPEB plans. For this purpose, benefit payments (including refunds of employee contributions) are recognized when due and payable in accordance with the benefit terms. The pension/OPEB plans report investments at fair value.

### NOTE 3 - DEPOSITS AND INVESTMENTS

State statutes classify monies held by the City into three categories.

# CITY OF MENTOR, OHIO

## NOTES TO THE BASIC FINANCIAL STATEMENTS YEAR ENDED DECEMBER 31, 2020

---

Active deposits are public deposits necessary to meet current demands on the treasury. Such monies must be maintained either as cash in the City treasury, in commercial accounts payable or withdrawable on demand, including negotiable order of withdrawal (NOW) accounts, or in money market deposit accounts. Inactive deposits are monies identified as not required for use within the current five-year period of designation of depositories.

Inactive deposits must either be evidenced by certificates of deposit maturing not later than the end of the current period of designation of depositories, or by savings or deposit accounts including, but not limited to, passbook accounts.

Interim monies are those monies which are not needed for immediate use but which will be needed before the end of the current period of designation of depositories. Interim monies may be deposited or invested in the following securities:

1. United States Treasury Notes, Bills, Bonds, or any other obligation or security issued by the United States Treasury or any other obligation guaranteed as to principal and interest by the United States;
2. Bonds, notes, debentures, or any other obligations or securities issued by any federal government agency or instrumentality, including but not limited to, the Federal National Mortgage Association, Federal Home Loan Bank, Federal Farm Credit Bank, Federal Home Loan Mortgage Corporation, Government National Mortgage Association, and Student Loan Marketing Association. All federal agency securities shall be direct issuances of federal government agencies or instrumentalities;
3. Written repurchase agreements in the securities listed above provided that the fair value of the securities subject to the repurchase agreement must exceed the principal value of the agreement by at least two percent and be marked to market daily, and that the term of the agreement must not exceed thirty days;
4. Bonds and other obligations of the State of Ohio and any of its taxing subdivisions;
5. No-load money market mutual funds consisting exclusively of obligations described in division (1) or (2) of this section and repurchase agreements secured by such obligations, provided that the investments in securities described in this division are made only through eligible institutions;
6. The State Treasurer's investment pool (STAR Ohio). The City's investment in State Treasury Asset Reserve of Ohio (STAR Ohio) is an investment pool managed by the State Treasurer's Office which allows governments within the State to pool their funds for investment purposes. STAR Ohio is not registered with the SEC as an investment company and is recognized as an external investment pool by the City. The City measures their investment in STAR Ohio as the net asset value (NAV) per share provided by STAR Ohio. The NAV per share is calculated on an amortized cost basis that provides a NAV per share that approximates fair value.

# CITY OF MENTOR, OHIO

## NOTES TO THE BASIC FINANCIAL STATEMENTS YEAR ENDED DECEMBER 31, 2020

---

For 2020, there were no limitation or restrictions on any participant withdrawals due to redemption notice periods, liquidity fees, or redemption gates. However, notice must be given 24 hours in advance of all deposits and withdrawals exceeding \$25 million. STAR Ohio reserves the right to limit the transaction to \$100 million, requiring the excess amount to be transacted the following business day(s), but only to the \$100 million limit. All accounts of the participant will be combined for these purposes;

7. Certain bankers' acceptances and commercial paper notes for a period not to exceed one hundred eighty days from the purchase date in an amount not to exceed three million dollars face amount invested in the acceptances of any one bank at any time; and,
8. Under limited circumstances, consistent with the City's investment policy, three mutual funds which invest in corporate and GNMA bonds: Vanguard Short-Term Corporate Fund, Vanguard Intermediate-Term Corporate Fund, and Vanguard GNMA Fund.

Investments in stripped principal or interest obligations, reverse repurchase agreements and derivatives are prohibited. The issuance of taxable notes for the purpose of arbitrage, the use of leverage and short selling are also prohibited. An investment must mature within five years from the date of purchase unless matched to a specific obligation or debt of the City, and must be purchased with the expectation it will be held to maturity. Investments may only be made through specified dealers and institutions. Payment for investments may be made only upon delivery of the securities representing the investments to the treasurer or, if the securities are not represented by a certificate, upon receipt of confirmation of transfer from the custodian.

### ***Deposits***

***Custodial credit risk*** is the risk that in the event of bank failure, the City's deposits may not be returned to it. The City has no deposit policy for custodial risk beyond the requirements of State statute. Ohio law requires that deposits be either insured or protected by:

Eligible securities pledged to the City and deposited with a qualified trustee by the financial institution as security for repayment whose fair value at all times shall be at least 105 percent of the deposits being secured; or

Participation in the Ohio Pooled Collateral System (OPCS), a collateral pool of eligible securities deposited with a qualified trustee and pledged to the Treasurer of State to secure the repayment of all public monies deposited in the financial institution. OPCS requires the total fair value of the securities pledged to be 102 percent of the deposits being secured or a rate set by the Treasurer of State. The City's financial institution had enrolled in OPCS as of December 31, 2020.

At year-end, the carrying amount of the City's deposits including certificates of deposit was \$8,287,381 and the bank balance was \$8,977,394. Of the bank balance, \$573,289 was covered by Federal depository insurance and \$8,404,105 was uninsured. Of the remaining uninsured bank balance, \$8,404,105 was collateralized with securities held by the pledging institution's agent or trust department, not in the City's name.

# CITY OF MENTOR, OHIO

## NOTES TO THE BASIC FINANCIAL STATEMENTS YEAR ENDED DECEMBER 31, 2020

### Investments

STAR Ohio is measured at net asset value per share while all other investments are measured at fair value. Fair value is determined by quoted market prices and acceptable other pricing methodologies. The City categorizes its fair value measurements within the fair value hierarchy established by generally accepted accounting principles. The hierarchy is based on the valuation inputs used to measure the fair value of the asset. Level 1 inputs are quoted prices in active markets for identical assets. Level 2 inputs are significant other observable inputs. Level 3 inputs are significant unobservable inputs. The Money Market Mutual Fund is measured at fair value and is valued using quoted market prices (Level 1 inputs). The City’s remaining investments (Vanguard Funds) measured at fair value are valued using methodologies that incorporate market inputs such as benchmark yields, reported trades, broker/dealer quotes, issuer spreads, two-sided markets, benchmark securities, bids, offers and reference data including market research publications. Market indicators and industry and economic events are also monitored, which could require the need to acquire further market data (Level 2 inputs).

As of December 31, 2020, the City had the following investments:

	Measurement Value	Maturity		
		Less than 1 year	1 to 2 years	Greater than 2 years
Vanguard Short-Term Corporate Bond Fund	\$ 3,135,011	\$ -	\$ 3,135,011	\$ -
Vanguard Intermediate-Term Corporate Bond Fund	4,437,290	-	-	4,437,290
Vanguard GNMA Fund	5,175,176	-	-	5,175,176
STAROhio	<u>34,554,038</u>	<u>34,554,038</u>	<u>-</u>	<u>-</u>
Total Portfolio	<u>\$ 47,301,515</u>	<u>\$ 34,554,038</u>	<u>\$ 3,135,011</u>	<u>\$ 9,612,466</u>

**Interest Rate Risk** arises because potential purchasers of debt securities will not agree to pay face value for those securities if interest rates subsequently increase. The City’s investment policy addresses interest rate risk requiring that the City’s investment portfolio be structured so that securities mature to meet cash requirements for ongoing operations and/or long-term debt payments, thereby avoiding that need to sell securities on the open market prior to maturity and by investing operating funds primarily in short-term investments. The City investment policy also limits security purchases to those that mature five years unless the purchase is in shares of the three Vanguard Corporate and GNMA Funds. The net asset value of the STAROhio investment is equal to the value of the pool shares.

**Custodial Credit Risk** for investments is the risk that, in the event of the failure of the counter party to a transaction, the City will not be able to recover the value of investment or collateral securities that are in the possession of an outside party. All financial institutions and broker/dealers who desire to become qualified for investment transactions with the City must meet a set of prescribed standards and be periodically reviewed.



# CITY OF MENTOR, OHIO

## NOTES TO THE BASIC FINANCIAL STATEMENTS YEAR ENDED DECEMBER 31, 2020

---

**Credit Risk** is addressed by the City's general investment policy that the objective of investment activity is to maximize investment income while preserving principal and maintaining sufficient liquidity to meet cash flow requirements without having to sell securities before maturity. Investments in debt securities that mature in the future are not made unless it is reasonable to believe that the investment can be held until maturity.

The credit ratings assigned to the three mutual funds were obtained from Moody's Investors Service and Standard & Poor's. The portfolios are rated as follows: The Vanguard Short-Term Corporate Bond Fund and the Vanguard Intermediate-Term Corporate Bond Fund were rated between A through Baa3. The Vanguard GNMA Fund was rated equal to the U.S. Government or Aaa. The STAROhio investment was rated AAAM by S&P. Ohio law requires that STAROhio maintain the highest rating provided by at least one nationally recognized standard rating service.

**Concentration of Credit Risk** is defined by the Governmental Accounting Standards Board as five percent or more in the securities of a single issuer. The City's investment policy requires diversification of the portfolio but does not indicate specific percentage allocations.

The following is the City's allocation as of December 31, 2020; Vanguard Short-Term Corporate Bond Fund – 6.6%, Vanguard Intermediate Term Corporate Bond Fund – 9.4%, Vanguard GNMA Fund – 10.9%, and STAROhio – 73.1%.

**Reconciliation to Financial Statements:** Total cash and investments are reported as follows:

<i>Government-Wide Financial Statements</i>	
Cash and investments	<u>\$ 55,465,755</u>
<i>Fund Financial Statements</i>	
Cash and investments	\$ 46,786,758
<i>Proprietary Fund Financial Statements</i>	
Cash and investments	8,678,997
<i>Statement of Fiduciary Net Position</i>	
Cash	<u>123,141</u>
Total	<u>\$ 55,588,896</u>

### NOTE 4 – RECEIVABLES AND DEFERRED INFLOWS OF RESOURCES

Receivables consist of the following at December 31, 2020:

# CITY OF MENTOR, OHIO

## NOTES TO THE BASIC FINANCIAL STATEMENTS YEAR ENDED DECEMBER 31, 2020

	Income Taxes	Property Taxes	Special Assess- ments	Other	Gross Receivables	Allowance for uncol- lectibles	Net
Governmental Activities							
Governmental Funds							
General Fund	\$ 10,962,806	\$ 1,721,513	\$ -	\$ 415,466	\$ 13,099,785	\$ (19,090)	\$ 13,080,695
Special Assessment Bond Retirement Fund	-	-	6,709,180	-	6,709,180	(4,297)	6,704,883
Other Governmental Funds	-	4,642,361	59,274	412,820	5,114,455	(67,848)	5,046,607
Total Receivables	<u>\$ 10,962,806</u>	<u>\$ 6,363,874</u>	<u>\$ 6,768,454</u>	<u>\$ 828,286</u>	<u>\$ 24,923,420</u>	<u>\$ (91,235)</u>	<u>\$ 24,832,185</u>

Governmental fund financial statements report deferred inflows of resources pertaining to receivables that are not considered to be available to liquidate liabilities of the current period. Revenue recognition is also deferred with respect to grant revenues that have been received, but all eligibility requirements have not been met. For purposes of the government-wide financial statements, the availability criteria is not considered in determining deferred inflows of resources. The various components of deferred inflows of resources reported in the accompanying financial statements were as follows:

	<u>Government-Wide Statement of Net Position</u>	<u>Governmental Funds Balance Sheet</u>
Governmental Funds:		
General Fund:		
Property tax receivable	\$ 1,625,473	\$ 1,709,813
Income tax receivable	-	3,218,064
Other receivable	-	143,310
State shared revenue receivable	-	440,774
Total general fund	<u>1,625,473</u>	<u>5,511,961</u>
Special Assessment Bond Retirement Fund:		
Special assessment receivable	<u>-</u>	<u>7,362,173</u>
Other Governmental Funds:		
Property tax receivable	4,397,363	4,587,770
Special assessment receivable	-	51,140
Other receivable	-	367,158
State shared revenue receivable	-	1,351,666
Payments in lieu of taxes receivable	1,500,000	1,500,000
Total other governmental funds	<u>5,897,363</u>	<u>7,857,734</u>
Total deferred inflows of resources	<u>\$ 7,522,836</u>	<u>\$ 20,731,868</u>

### NOTE 5 – MUNICIPAL COURT

The Mentor Municipal Court was created by Section 1901.2 of the Ohio Revised Code and has territorial jurisdiction over the City of Mentor and the City of Mentor-on-the-Lake. The Mentor

# CITY OF MENTOR, OHIO

## NOTES TO THE BASIC FINANCIAL STATEMENTS YEAR ENDED DECEMBER 31, 2020

Municipal Court has preliminary hearing jurisdiction in felony cases, original jurisdiction in civil cases when the amount in dispute does not exceed \$15,000, original jurisdiction in traffic and non-traffic misdemeanor cases, and exclusive original jurisdiction in small claims cases.

The collection activities of the Municipal Court are accounted for in a separate Custodial Fund in the accompanying basic financial statements. Fines and costs collected by the Municipal Court and related to the City of Mentor are recorded as revenue in the General Fund. The costs associated with the operations of the Municipal Court are borne by the City and recorded in the General Fund. Fines and costs collected for the State of Ohio, subdivisions thereof, and individuals, which have not been disbursed as of year-end, are recognized as liabilities in the Municipal Court Custodial Fund.

### NOTE 6 – CAPITAL ASSETS

**Capital Asset Activity:** Capital asset activity for the year ended December 31, 2020 was as follows:

	<u>Balance December 31, 2019</u>	<u>Additions</u>	<u>Deductions</u>	<u>Balance December 31, 2020</u>
	(Amounts in 000's)			
Governmental Activities:				
Capital assets, not being depreciated:				
Land	\$ 71,086	\$ -	\$ -	\$ 71,086
Construction in progress	<u>7,695</u>	<u>4,073</u>	<u>(3,301)</u>	<u>8,467</u>
Total capital assets, not being depreciated	<u>78,781</u>	<u>4,073</u>	<u>(3,301)</u>	<u>79,553</u>
Capital assets, being depreciated:				
Land improvements	7,768	212	(114)	7,866
Buildings and improvements	45,632	1,311	-	46,943
Equipment	28,793	1,944	(763)	29,974
Infrastructure	<u>133,413</u>	<u>2,268</u>	<u>-</u>	<u>135,681</u>
Cost	<u>215,606</u>	<u>5,735</u>	<u>(877)</u>	<u>220,464</u>
Less accumulated depreciation for:				
Land improvements	(6,843)	(103)	115	(6,831)
Buildings and improvements	(28,224)	(995)	-	(29,219)
Equipment	(20,273)	(1,553)	757	(21,069)
Infrastructure	<u>(63,764)</u>	<u>(2,810)</u>	<u>-</u>	<u>(66,574)</u>
Total accumulated depreciation	<u>(119,104)</u>	<u>(5,461)</u>	<u>872</u>	<u>(123,693)</u>
Total accumulated assets being depreciated, net	<u>96,502</u>	<u>274</u>	<u>(5)</u>	<u>96,771</u>
Capital Assets, net	<u>\$ 175,283</u>	<u>\$ 4,347</u>	<u>\$ (3,306)</u>	<u>\$ 176,324</u>

**Depreciation:** Depreciation expense was charged to functions/programs of the City as follows:

# CITY OF MENTOR, OHIO

## NOTES TO THE BASIC FINANCIAL STATEMENTS YEAR ENDED DECEMBER 31, 2020

	<u>(Amounts in 000's)</u>
Governmental Activities:	
General government	\$ 171
Police	428
Fire	651
Streets and highways	3,445
Parks and recreation	765
Engineering and building	<u>1</u>
Total depreciation expense charged to governmental activities	<u>\$ 5,461</u>

### NOTE 7 – DEBT AND OTHER LONG-TERM OBLIGATIONS

A summary of the changes in the debt and other long-term obligations of the City during the year ended December 31, 2020 is as follows:

	Balance January 1, 2020	Additions	(Reductions)	Balance December 31, 2020	Due Within One Year
<b>Governmental Activities</b>					
General Obligation Bonds due through 2037 2% to 5%	\$ 30,915,000	\$ 9,480,000	\$ (11,795,000)	\$ 28,600,000	\$ 1,940,000
Special Assessment Bonds due through 2029, 2% to 7.15%	5,720,000	-	(765,000)	4,955,000	795,000
Unamortized Premium on Debt	219,383	440,382	(168,712)	491,053	-
Other obligations:					
Compensated absences	2,326,592	62,583	(62,354)	2,326,821	173,738
Claims and judgements	3,470,000	301,300	(472,300)	3,299,000	20,000
OWDA and OPWC direct borrowings	736,244	78,396	(15,966)	798,674	67,585
Net Pension Liability:					
OPERS	28,479,109	-	(8,351,323)	20,127,786	-
OP&F	49,465,286	-	(9,730,176)	39,735,110	-
Net OPEB Liability:					
OPERS	13,289,918	546,990	-	13,836,908	-
OP&F	<u>5,518,523</u>	<u>307,807</u>	<u>-</u>	<u>5,826,330</u>	<u>-</u>
Total Debt and Long-Term Obligations	<u>\$ 140,140,055</u>	<u>\$ 11,217,458</u>	<u>\$ (31,360,831)</u>	<u>\$ 119,996,682</u>	<u>\$ 2,996,323</u>

During March 2020 the City issued \$9,480,000 of General Obligation Various Purpose Refunding Bonds dated as of March 12, 2020 with interest rates varying from 1.25% to 5.00%. The proceeds were used to refund \$2,610,000 of the outstanding 2011 bond issue with interest rates from 2.500% to 3.375% and to refund \$6,870,000 of the outstanding 2015 bond issue with interest rates from 2.000% to 3.125%. The end result of the refunding had an economic gain of \$712,000.

During December 2019 the City issued \$7,930,000 of Various Purpose Improvement Bonds dated as of December 23, 2019 with interest rates varying from 2.0% to 3.0%. The proceeds were used to pay for a portion of the cost of improvements for Headlands area streets (\$4,875,000) and for the cost of constructing the emergency regional response facility (\$2,035,000), and the new cemetery office and maintenance building (\$1,020,000). The bonds were issued for a twenty-year

# CITY OF MENTOR, OHIO

## NOTES TO THE BASIC FINANCIAL STATEMENTS YEAR ENDED DECEMBER 31, 2020

---

period with final maturity during fiscal year 2039. These bonds will be retired through the City's Debt Service Fund.

The City has certain direct borrowings in the form of loans. During 2007, the City finalized a 20 year, 3.00% interest rate loan through the Ohio Water Development Authority in the amount of \$287,656. The outstanding principal balance at December 31, 2020 is \$96,839. During 2020, the City finalized three 20-year, 0% interest loans through the Ohio Public Works Commission for the Marigold Road Reconstruction loan, the Orchard Road Reconstruction loan, and the Rice Detention Basin loan in the amounts of \$57,400, \$35,744, and \$78,108 respectively. The City had ten Ohio Public Works Commission 20 year, 0% loans as of December 31, 2020. The Chillicothe Road Widening & Resurfacing loan, the Hopkins Road Bridge development loan, the Kellogg Creek Culvert Improvement loan, the Stoneybrook Culvert Improvement loan, the SR306 Concrete Repair loan, the Murray Avenue Storm Sewer Improvement loan, the Plaza Boulevard Extension loan, the Marigold Road Reconstruction loan, the Orchard Road Reconstruction loan, and the Rice Detention Basin loan have outstanding December 31, 2020 principal amounts of \$9,507, \$137,456, \$17,059, \$32,500, \$32,206, \$131,250, \$138,750, \$57,400, \$35,744, and \$78,108 respectively. At the end of the year, the City had one outstanding project provided through OPWC loan funding that is not complete and the final amortization schedule is not provided as of year-end. As of December 31, 2020 the total loan amount received for the outstanding project is reported in the previous schedule.

All of the direct borrowings (OWDA and OPWC loans) obligate the City to comply with terms and conditions. If the City fails to comply, termination of the loan agreements require the City to return any outstanding moneys. In addition, whenever an event of default on the OPWC loans shall have happened, the amount of such default shall bear interest at the stated rate (currently 8%) per annum, or not in excess of the maximum amount permitted by law from the date of the default until the date of the payment thereof.

General obligation bonds will be paid from certain ad valorem taxes and other revenue sources deposited into the debt service fund. The special assessment bonds and loans will be paid from the proceeds of special assessments levied against benefited property owners. In the event property owners would fail to pay the assessment, payment would be made by the City. Compensated absences will be paid from the funds in which the employee is paid.

For governmental funds, compensated absences and net pension and OPEB liability are generally liquidated by the fund where the corresponding employee's salary and pension and OPEB expenditure is recorded. There is no repayment schedule for the net pension liability and net OPEB liability; however, the general fund is the primary fund used to liquidate these liabilities. See Notes 13 and 14 for further information regarding net pension liability and net OPEB liability.

Bonds payable at December 31, 2020 are comprised of the following issues:

# CITY OF MENTOR, OHIO

## NOTES TO THE BASIC FINANCIAL STATEMENTS YEAR ENDED DECEMBER 31, 2020

	<b>Amount of Original Issuance</b>	<b>Bonds Outstanding December 31, 2020</b>
<b>Governmental Activities Obligations:</b>		
General unvoted obligations:		
2017 Various Purpose Improvement and Refunding Bonds due in annual installments ranging from \$130,000 to \$385,000 through 2037 plus interest rates varying between 2.0% and 3.0%	\$4,545,000	\$3,955,000
2018 Various Purpose Bonds due in annual installments ranging from \$445,000 to \$545,000 through 2037 plus interest rates varying between 2.0% and 3.0%	9,805,000	8,445,000
2019 Various Purpose Bonds due in annual installments ranging from \$345,000 to \$465,000 through 2039 plus interest rates varying between 2.0% and 3.0%	7,930,000	7,570,000
2020 Various Purpose Refunding Bonds due in annual installments ranging from \$305,000 to \$955,000 through 2035 plus interest rates varying between 1.25% and 5.00%	<u>9,480,000</u>	<u>8,630,000</u>
Total general obligation bonds	<u>31,760,000</u>	<u>28,600,000</u>
Special assessment obligations:		
2002 Tyler Boulevard Extension Bonds due in annual installments ranging from \$145,000 to \$375,000 through 2022, plus interest at rates varying between 3% to 4.7%	4,850,000	735,000
2008 Street Improvement Bonds due in annual installments ranging from \$225,000 to \$570,000 through 2028, plus interest at rates varying between 3.0% to 4.55%	7,505,000	3,890,000
2017 Various Purpose Improvement and Refunding Bonds due in annual installments ranging from \$130,000 to \$385,000 through 2029 plus interest rates varying between 2.0% and 3.0%	<u>375,000</u>	<u>330,000</u>
Total special assessment bonds	<u>12,730,000</u>	<u>4,955,000</u>
Total bonds	<u>\$ 44,490,000</u>	<u>\$ 33,555,000</u>

All bonds outstanding are backed by the full faith and credit of the City. It is the City's policy to pay debt service on the special assessment bonds from the related special assessment levies and any amounts being held in the Special Assessment Bond Retirement Fund, which are restricted for debt service.

The following is a summary of the City's future debt service requirements as of December 31, 2020:

# CITY OF MENTOR, OHIO

## NOTES TO THE BASIC FINANCIAL STATEMENTS YEAR ENDED DECEMBER 31, 2020

Year Ending December 31	Governmental Activities						
	General Obligation Bonds		Special Assessment Bonds		Direct Borrowings OWDA and OPWC Loans		Total
	Principal	Interest	Principal	Interest	Principal	Interest	
2021	\$ 1,940,000	\$ 750,969	\$ 795,000	\$ 213,180	\$ 67,584	\$ 2,783	\$ 3,769,516
2022	1,975,000	684,119	840,000	178,852	68,082	2,286	3,748,339
2023	2,050,000	615,919	485,000	142,253	68,594	1,773	3,363,539
2024	2,105,000	545,019	510,000	121,978	69,121	1,246	3,352,364
2025	2,115,000	471,619	535,000	100,498	69,665	702	3,292,484
2026-2030	8,520,000	1,779,712	1,790,000	159,927	199,909	142	12,449,690
2031-2035	6,805,000	892,875	-	-	136,049	-	7,833,924
2036-2040	3,090,000	160,212	-	-	87,815	-	3,338,027
	<u>\$ 28,600,000</u>	<u>\$ 5,900,444</u>	<u>\$ 4,955,000</u>	<u>\$ 916,688</u>	<u>\$ 766,819</u>	<u>\$ 8,932</u>	<u>\$ 41,147,883</u>

**Legal Debt Margin:** Under the Ohio Revised Code, the City is subject to a debt limit of 10.5 percent of the assessed valuation of all taxable property in the City, regardless of whether or not it is approved by the electors. In addition, the unvoted net debt of the City cannot exceed 5.5 percent of the assessed valuation of all taxable property. The City's total legal debt limit is \$166,921,994 with a legal debt margin of \$137,830,941 at December 31, 2020. The City's unvoted legal debt limit is \$87,435,330 with a legal debt margin of \$58,344,277 at December 31, 2020.

**Conduit Debt:** From time to time, the City has issued industrial revenue bonds to provide financial assistance to private-sector entities for the acquisition and construction of industrial and commercial facilities deemed to be in the public interest. The bonds are secured by the property financed and are payable solely from the payments received by the bond trustee on the underlying mortgage loans. Upon repayment of the bonds, ownership of the acquired facilities transfers to the private-sector entity served by the bond issuance. The bonds do not constitute a debt or pledge of the faith and credit of the City and, accordingly, have not been reported in the accompanying financial statements.

As of December 31, 2020, there were no industrial revenue bonds outstanding. The City also acts as a conduit for the Lake County Communities Energy Special Improvement District. As of December 31, 2020, there was one special assessed bond series outstanding with an aggregate principal amount payable of \$1.230 million.

### NOTE 8 – COMPLIANCE AND ACCOUNTABILITY

At December 31, 2020, the Special Assessment Bond Retirement Fund, the Special Revenue Funds – Street Lighting and Local Grants, and the Capital Projects Funds – Amphitheater, Springbrook Park, Woodnorton Way, SR615 Resurfacing, Lake Overlook Reconstruction, Stockbridge Dartmoor Roads, Hopkins Resurfacing Market/Mentor, and Tyler Resurfacing 615 to Heisley had deficit balances of \$46,913, \$836,343, \$344,852, \$1,112,425, \$720,214, \$633,728, \$183,309, \$106,702, \$87,598, \$7,328, and \$424,620, respectively. All deficits will be eliminated through transfers or the receipt of grant and bond proceeds during 2021. No other funds had deficit balances as of December 31, 2020.

# CITY OF MENTOR, OHIO

## NOTES TO THE BASIC FINANCIAL STATEMENTS YEAR ENDED DECEMBER 31, 2020

---

### NOTE 9 – RISK MANAGEMENT

**Self Insurance:** The City is exposed to various risks of loss related to torts; thefts of, damage to and destruction of assets; errors and omissions; injuries to employees; and natural disasters.

The City is self-insured for the cost of collision claims resulting from the use of City vehicles, except for fire and rescue vehicles that remain insured through a private insurance company. In accordance with GASB Statement No. 10, claims liabilities are reported when it is probable that a loss has occurred and the amount of the loss can be reasonably estimated. Claims that meet these criteria are reported as liabilities in the government-wide statement of net position.

The process of estimating claims liabilities depends on many complex factors, such as inflation, recent claim settlement trends (including frequency and amount of pay-outs), and other economic and social factors. The estimate of the claims liability also includes amounts for incremental claim adjustment expenses related to specific claims and other claim adjustment expenses, regardless of whether allocated to specific claims. Estimated recoveries from subrogation or otherwise, are another component of the claims liability estimate.

The City's financial activity relating to its self-insured risk is accounted for in the General Fund. Changes in the estimated claims payable for self-insured risk (vehicle collision claims) during the years ended December 31, 2020 and 2019 were as follows:

	<u>2020</u>	<u>2019</u>
Estimated claims payable, January 1	\$ -	\$ -
Current year claims and changes in estimates	148,286	67,225
Claim payments	<u>(148,286)</u>	<u>(67,225)</u>
Estimated claims payable, December 31	<u>\$ -</u>	<u>\$ -</u>

**Insurance:** The City purchases insurance policies in varying amounts for general liability, property damage, and law enforcement and public officials' liability, including errors and omissions of the City's safety forces. Otherwise, the City is generally self-insured. Included in the coverage is an excess umbrella liability limit of \$10 million for each occurrence and annual aggregate. The City contracts with several different insurance companies, with either excellent or superior ratings. No material losses, including incurred but not reported losses, occurred in 2020. There was no significant decrease in any insurance coverages in 2020. In addition, there were no insurance settlements in excess of insurance coverage during the past three fiscal years.

The City has established a formal self-insurance program for liabilities arising from the City's participation in the Workers' Compensation Retrospective Rating Plan. This exposure is accounted for in the Workers Compensation Internal Service Fund, which is responsible for collecting interfund premiums from other City funds and departments, paying claim settlements, and purchasing other specified insurance policies.

The claims liability of \$3,299,000 reported in the fund at December 31, 2020, is based on the requirements of Governmental Accounting Standards Board Statement No. 10, which requires



# CITY OF MENTOR, OHIO

## NOTES TO THE BASIC FINANCIAL STATEMENTS YEAR ENDED DECEMBER 31, 2020

---

that a liability for unpaid claims costs, including estimates of costs relating to incurred but not reported claim, be reported. Changes in the fund's claims liability amount in 2019 and 2020 were as follows:

	<u>Balance at Beginning of Year</u>	<u>Current Year Claims and Changes in Estimates</u>	<u>Claim Payments</u>	<u>Balance at End of Year</u>
2019	\$ 3,679,370	\$ 330,075	\$ 539,445	\$ 3,470,000
2020	3,470,000	301,300	472,300	3,299,000

In 2016, the City established a formal self-insurance program for its employer provided medical coverage to its employees. Previously, coverage was provided through commercial insurance provided by two different insurers. Activity is accounted for in the Self-Insurance Internal Service Fund, which is responsible for collecting all claims and fees, and other transactions affecting net position. Changes in the fund's claims liability amount in 2019 and 2020 were as follows:

	<u>Balance at Beginning of Year</u>	<u>Current Year Claims and Changes in Estimates</u>	<u>Claim Payments</u>	<u>Balance at End of Year</u>
2019	\$ -	\$ 6,726,073	\$ 5,974,208	\$ 751,865
2020	751,865	5,954,599	6,202,512	503,952

### NOTE 10 – CONTINGENCIES

The City participates in certain federally-assisted grant programs. These programs are subject to financial and compliance audits by the grantors or their representatives. The amount, if any, of expenditures which may be disallowed by the granting agencies should an audit be performed cannot be determined at this time, although the City expects any disallowance would be immaterial.

In addition, there are certain pending lawsuits in which the City is involved. The City's management, after consultation with the City's Law Director, is of the opinion that potential uninsured claims against the City are not material to the City's basic financial statements.

### NOTE 11 – INTERFUND TRANSACTIONS AND BALANCES

**Interfund Transactions:** During the course of normal operations, the City records numerous transactions between funds including expenditures and transfers of resources to provide services, subsidize operations, and service debt. The City has the following types of transactions among funds:

1. Nonreciprocal interfund transfers – Flows of assets between funds without equivalent flows of assets in return and without a requirement for repayment. This includes transfers to subsidize various funds.
2. Nonreciprocal interfund reimbursements – Repayments from the funds responsible for particular expenditures or expenses to the funds that initially paid for them.

# CITY OF MENTOR, OHIO

## NOTES TO THE BASIC FINANCIAL STATEMENTS YEAR ENDED DECEMBER 31, 2020

3. For the year ended December 31, 2020 transfers (\$169,490 related to debt, \$39,692 related to grants, and \$1,877,889 related to fund closeouts, \$100,000 to subsidize Street Lighting Fund expenditures, and \$608,000 to subsidize Capital projects:

	<u>Transfers Out</u>	<u>Transfers In</u>
	<u>Total</u>	<u>Other Governmental Funds</u>
Governmental Funds:		
General	\$ (385,173)	\$ -
Other governmental	(2,409,898)	2,795,071
Total	<u>\$ (2,795,071)</u>	<u>\$ 2,795,071</u>

**Interfund balances:** Interfund balances at December 31, 2020 represent charges for services or reimbursable expenses. These remaining balances resulted from the time lag between the dates that (1) interfund goods or services are provided or reimbursable expenditures occur, (2) transactions are recorded in the accounting records, and (3) payments between funds are made. All are expected to be paid within one year with the exception of an interfund loan from the General Obligation Bond Retirement Fund to the TIF Fund. In 2010, the City issued an internal treasury bond in the amount of \$346,862 for the cost of constructing Sterling Court. The interfund loan will be reimbursed through the transfer of available TIF funds over a 20 year period.

Interfund receivable and payable balances as of December 31, 2020 are as follows:

	<u>Receivable Fund</u>	<u>Payable Fund</u>		
		<u>Total</u>	<u>Special Assessment Bond Retirement Fund</u>	<u>Other Governmental Funds</u>
Governmental Funds:				
General	\$ 13,064,234	\$ 207,390	\$ 12,856,844	\$ 13,064,234
Other governmental	216,119	5,123	210,996	216,119
Total	<u>\$ 13,280,353</u>	<u>\$ 212,513</u>	<u>\$ 13,067,840</u>	<u>\$ 13,280,353</u>

### NOTE 12 – TAXES

**Income Taxes** – A two percent City income tax is levied on substantially all income earned within the City. On March 15, 2016, the two percent income tax was renewed by the voters for an indefinite period, without an expiration date. In addition, the residents of the City are required to pay City income tax on income they earn outside the City; however, full credit is allowed for all income taxes these residents pay to other municipalities. Employers within the City are required to withhold income tax on employee compensation and remit the tax to an intermediary collection agency (Regional Income Tax Agency) at least quarterly. Corporations and self-employed individual taxpayers are required to pay their estimated tax quarterly and file a declaration annually with the collection agency. The collection agency remits taxes collected for the City each month, net of a charge for the cost of services and a credit for interest earned on amounts collected between remittances.

# CITY OF MENTOR, OHIO

## NOTES TO THE BASIC FINANCIAL STATEMENTS YEAR ENDED DECEMBER 31, 2020

---

**Property Taxes** – Property taxes include amounts levied against all real and public utility property located in the City. Taxes collected from real property (other than public utility) in one calendar year are levied in October of the preceding calendar year on assessed values as of January 1 of that preceding year, the lien date. Assessed values are established by the County Auditor at 35 percent of appraised market value. All property is required to be revalued by appraisal every six years and, three years after each revaluation, all property values are reviewed and revised, as necessary, as part of a triennial update based on recent sales of properties. The last revaluation was completed in 2018. Real property taxes are payable annually or semi-annually. If paid annually, payment is due February 19; if paid semiannually, the first payment is due January 20, with the remainder payable July 17. In certain instances, State statute permits earlier or later payment dates to be established.

Public utility real and tangible personal property taxes collected in one calendar year are levied in October of the preceding calendar year on assessed values determined as of December 31 of that preceding year, the lien date.

The County Treasurer collects property taxes on behalf of all taxing districts in the County, including the City of Mentor. The County Auditor periodically remits to the City its portion of taxes collected with final settlement in June and December for taxes payable in the first and second halves of the year, respectively.

The assessed value upon which the 2019 levy (collected in 2020) was approximately \$1.6 billion. Ohio law limits unvoted property taxation, combined for all overlapping taxing authorities, to 10 mills. The City's current share of the unvoted property tax is 3 mills of assessed value, and the City's total property tax levy, including all voted levies is 4.50 mills of assessed value.

### NOTE 13 – DEFINED BENEFIT PENSION PLANS

#### ***Net Pension Liability (Asset)***

The net pension liability (asset) reported on the statement of net position represents a liability (asset) to employees for pensions. Pensions are a component of exchange transactions—between an employer and its employees—of salaries and benefits for employee services. Pensions are provided to an employee—on a deferred-payment basis—as part of the total compensation package offered by an employer for employee services each financial period. The obligation to sacrifice resources for pensions is a present obligation because it was created as a result of employment exchanges that already have occurred.

The net pension liability (asset) represents the City's proportionate share of each pension plan's collective actuarial present value of projected benefit payments attributable to past periods of service, net of each pension plan's fiduciary net position. The net pension liability (asset) calculation is dependent on critical long-term variables, including estimated average life expectancies, earnings on investments, cost of living adjustments and others. While these estimates use the best information available, unknowable future events require adjusting this estimate annually.

# CITY OF MENTOR, OHIO

## NOTES TO THE BASIC FINANCIAL STATEMENTS YEAR ENDED DECEMBER 31, 2020

---

Ohio Revised Code limits the City's obligation for this liability to annually required payments. The City cannot control benefit terms or the manner in which pensions are financed; however, the City does receive the benefit of employees' services in exchange for compensation including pension.

GASB 68 assumes the liability is solely the obligation of the employer, because (1) they benefit from employee services; and (2) State statute requires all funding to come from these employers. All contributions to date have come solely from these employers (which also includes costs paid in the form of withholdings from employees). State statute requires the pension plans to amortize unfunded liabilities within 30 years. If the amortization period exceeds 30 years, each pension plan's board must propose corrective action to the State legislature. Any resulting legislative change to benefits or funding could significantly affect the net pension liability. Resulting adjustments to the net pension liability would be effective when the changes are legally enforceable.

The proportionate share of each plan's unfunded benefits is presented as a long-term *net pension liability* on the accrual basis of accounting. Any liability for the contractually required pension contribution outstanding at the end of the year is included in *intergovernmental payable* on both the accrual and modified accrual bases of accounting. The remainder of this note includes the required pension disclosures.

### ***Plan Description – Ohio Public Employees Retirement System (OPERS)***

Plan Description – City employees, other than full-time police and firefighters, participate in the Ohio Public Employees Retirement System (OPERS). OPERS administers three separate pension plans. The traditional pension plan is a cost-sharing, multiple-employer defined benefit pension plan. The member-directed plan is a defined contribution plan and the combined plan is a cost-sharing, multiple-employer defined benefit pension plan with defined contribution features. While members (e.g. City employees) may elect the member-directed plan and the combined plan, substantially all employee members are in OPERS' traditional plan; therefore, the following disclosure focuses on the traditional pension plan.

OPERS provides retirement, disability, survivor and death benefits, and annual cost of living adjustments to members of the traditional plan. Authority to establish and amend benefits is provided by Chapter 145 of the Ohio Revised Code. OPERS issues a stand-alone financial report that includes financial statements, required supplementary information and detailed information about OPERS' fiduciary net position that may be obtained by visiting <https://www.opers.org/financial/reports.shtml>, by writing to the Ohio Public Employees Retirement System, 277 East Town Street, Columbus, Ohio 43215-4642, or by calling 800-222-7377.

Senate Bill (SB) 343 was enacted into law with an effective date of January 7, 2013. In the legislation, members were categorized into three groups with varying provisions of the law applicable to each group. The following table provides age and service requirements for retirement and the retirement formula applied to final average salary (FAS) for the three member groups under the traditional plan as per the reduced benefits adopted by SB 343 (see OPERS' Comprehensive Annual Financial Report referenced above for additional information including requirement for reduced and unreduced benefits):

# CITY OF MENTOR, OHIO

## NOTES TO THE BASIC FINANCIAL STATEMENTS YEAR ENDED DECEMBER 31, 2020

<b>Group A</b>	<b>Group B</b>	<b>Group C</b>
Eligible to retire prior to January 7, 2013 or five years after January 7, 2013	20 years of service credit prior to January 7, 2013 or eligible to retire ten years after January 7, 2013	Members not in other Groups and members hired on or after January 7, 2013
<b>State and Local</b>	<b>State and Local</b>	<b>State and Local</b>
<b>Age and Service Requirements:</b> Age 60 with 60 months of service credit or Age 55 with 25 years of service credit	<b>Age and Service Requirements:</b> Age 60 with 60 months of service credit or Age 55 with 25 years of service credit	<b>Age and Service Requirements:</b> Age 62 with 60 months of service credit or Age 57 with 25 years of service credit
<b>Formula:</b> 2.2% of FAS multiplied by years of service for the first 30 years and 2.5% for service years in excess of 30	<b>Formula:</b> 2.2% of FAS multiplied by years of service for the first 30 years and 2.5% for service years in excess of 30	<b>Formula:</b> 2.2% of FAS multiplied by years of service for the first 35 years and 2.5% for service years in excess of 35

Final Average Salary (FAS) represents the average of the three highest years of earnings over a member's career for Groups A and B. Group C is based on the average of the five highest years of earnings over a member's career.

Members who retire before meeting the age and years of service credit requirement for unreduced benefits receive a percentage reduction in the benefit amount. The base amount of a member's pension benefit is locked in upon receipt of the initial benefit payment for calculation of the annual cost-of-living adjustment.

When a traditional plan benefit recipient has received benefits for 12 months, an annual cost of living adjustment (COLA) is provided. This COLA is calculated on the base retirement benefit at the date of retirement and is not compounded. For those retiring prior to January 7, 2013, the COLA will continue to be a 3 percent COLA. For those retiring subsequent to January 7, 2013, beginning in calendar year 2019, the COLA will be based on the average percentage increase in the Consumer Price Index, capped at 3 percent.

A death benefit of \$500 - \$2,500, determined by the number of years of service credit of the retiree, is paid to the beneficiary of a deceased retiree or disability benefit recipient under the Tradition pension plan and the Combined Plan.

The OPERS Board of Trustees approved a proposal at its October 2019 meeting to create a new tier of membership in the OPERS traditional pension plan. OPERS currently splits its non-retired membership into Group A, B or C depending on age and service criteria. Retirement Group D would consist of OPERS contributing members hired in 2022 and beyond. Group D will have its own eligibility standards, benefit structure and unique member features designed to meet the changing needs of Ohio public workers. It also will help OPERS address expected investment market volatility and adjust to the lack of available funding for health care.

Defined contribution plan benefits are established in the plan documents, which may be amended by the Board. Member-directed plan and combined plan members who have met the retirement eligibility requirements may apply for retirement benefits. The amount available for defined contribution benefits in the combined plan consists of the members' contributions plus or minus the investment gains or losses resulting from the members' investment selections. Combined plan members wishing to receive benefits must meet the requirements for both the defined benefit and defined contribution plans. Member-directed participants must have attained the age of 55, have money on deposit in the defined contribution plan and have terminated public service to apply for retirement benefits. The amount available for defined contributions benefits in the member-

# CITY OF MENTOR, OHIO

## NOTES TO THE BASIC FINANCIAL STATEMENTS YEAR ENDED DECEMBER 31, 2020

---

directed plan consists of the members' contributions, vested employer contributions and investment gains or losses resulting from the members' investment selections. Employer contributions and associated investment earning vest over a five-year period, at a rate of 20 percent each year. At retirement, members may select one of several distribution options for payment of the vested balance in their individual OPERS accounts. Options include the Annuitization of the benefit (which includes joint and survivor options), partial lump-sum payments (subject to limitations), a rollover of the vested account balance to another financial institution, receipt of entire account balance, net of taxes withheld, or a combination of these options.

Funding Policy - The Ohio Revised Code (ORC) provides statutory authority for member and employer contributions as follows:

	<u>State and Local</u>
<b>2020 Statutory Maximum Contribution Rates</b>	
Employer	14.0%
Employee *	10.0%
<b>2020 Actual Contribution Rates</b>	
Employer:	
Pension **	14.0%
Post employment Health Care Benefits **	<u>0.0%</u>
Total Employer	<u>14.0%</u>
Employee	<u>10.0%</u>

\* Member contributions within combined plan are not used to fund the defined benefit retirement allowance.

\*\* These pension and employer health care rates are for the traditional and combined plans. The employer contributions rate for the member-directed plan is allocated 4 percent for health care with remainder going to pension.

The portion of employer contributions used to fund pension benefits is net of postemployment health care benefits. The portion of the employer's contribution allocated to health care was 0% for 2019 for the Traditional and Combined plans. The portion of the employer's contribution allocated to health care was 4% for the Member-Directed plan for 2019. Employer contribution rates are actuarially determined and are expressed as a percentage of covered payroll. The City's contractually required contributions was \$1,806,492 for fiscal year ending December 31, 2020. Of this amount, \$55,748 is reported as an intergovernmental payable.

### ***Plan Description – Ohio Police & Fire Pension Fund (OP&F)***

Plan Description - City full-time police and firefighters participate in Ohio Police and Fire Pension Fund (OP&F), a cost-sharing, multiple-employer defined benefit pension plan administered by OP&F. OP&F provides retirement and disability pension benefits, annual cost-of-living adjustments, and death benefits to plan members and beneficiaries. Benefit provisions are established by the Ohio State Legislature and are codified in Chapter 742 of the Ohio Revised

# CITY OF MENTOR, OHIO

## NOTES TO THE BASIC FINANCIAL STATEMENTS YEAR ENDED DECEMBER 31, 2020

---

Code. OP&F issues a publicly available financial report that includes financial information and required supplementary information and detailed information about OP&F fiduciary net position. The report may be obtained by visiting the OP&F website at [www.op-f.org](http://www.op-f.org) or by writing to the Ohio Police and Fire Pension Fund, 140 East Town Street, Columbus, Ohio 43215-5164.

Upon attaining a qualifying age with sufficient years of service, a member of OP&F may retire and receive a lifetime monthly pension. OP&F offers four types of service retirement: normal, service commuted, age/service commuted and actuarially reduced. Each type has different eligibility guidelines and is calculated using the member's average annual salary. The following discussion of the pension formula relates to normal service retirement.

For members hired after July 1, 2013, the minimum retirement age is 52 for normal service retirement with at least 25 years of service credit. For members hired on or before July 1, 2013, the minimum retirement age is 48 for normal service retirement with at least 25 years of service credit.

The annual pension benefit for normal service retirement is equal to a percentage of the allowable average annual salary. The percentage equals 2.5 percent for each of the first 20 years of service credit, 2.0 percent for each of the next five years of service credit and 1.5 percent for each year of service credit in excess of 25 years. The maximum pension of 72 percent of the allowable average annual salary is paid after 33 years of service credit.

Under normal service retirement, retired members who are at least 55 years old and have been receiving OP&F benefits for at least one year may be eligible for a cost-of-living allowance adjustment. The age 55 provision for receiving a COLA does not apply to those who are receiving a permanent and total disability benefit, surviving beneficiaries and statutory survivors. Members participating in the DROP program have separate eligibility requirements related to COLA.

Members retiring under normal service requirement, with less than 15 years of service credit on July 1, 2013, will receive a COLA equal to either 3 percent or the percent increase, if any, in the Consumer Price Index over the 13 month period ending on September 30<sup>th</sup> of the immediately preceding year, whichever is less. The COLA amount for members with at least 15 years of service credit as of July 1, 2013, is equal to 3 percent of their base pension or disability benefit.

Funding Policy - The Ohio Revised Code (ORC) provides statutory authority for member and employer contributions as follows:

	<u>Police</u>	<u>Firefighters</u>
<b>2020 Statutory Maximum Contribution Rates</b>		
Employer	19.50%	24.00%
Employee	12.25%	12.25%
<b>2020 Actual Contribution Rates</b>		
Employer:		
Pension	19.00%	23.50%
Post-employment Health Care Benefits	<u>0.50%</u>	<u>0.50%</u>
Total Employer	<u>19.50%</u>	<u>24.00%</u>
Employee	<u>12.25%</u>	<u>12.25%</u>

# CITY OF MENTOR, OHIO

## NOTES TO THE BASIC FINANCIAL STATEMENTS YEAR ENDED DECEMBER 31, 2020

Employer contribution rates are expressed as a percentage of covered payroll. The City's contractually required contribution to OP&F was \$3,001,774 for 2020. Of this amount, \$115,710 is reported as an intergovernmental payable.

### ***Pension Liabilities (Asset), Pension Assets, Pension Expense, and Deferred Outflows of Resources and Deferred Inflows of Resources Related to Pensions***

The net pension liability/asset for OPERS was measured as of December 31, 2019, and the total pension liability/asset used to calculate the net pension liability/asset was determined by an actuarial valuation as of that date. OP&F's total pension liability was measured as of December 31, 2019, and was determined by rolling forward the total pension liability as of January 1, 2019, to December 31, 2019. The City's proportion of the net pension liability/asset was based on the City's share of contributions to the pension plan relative to the contributions of all participating entities. Following is information related to the proportionate share and pension expense:

	OPERS Traditional Pension Plan	OPERS Combined Pension Plan	OP&F Police	OP&F Fire	Total
Proportion of the Net Pension Liability (Asset) Prior Measurement Date	0.103984%	0.046982%	0.2857880%	0.3202080%	
Proportion of the Net Pension Liability (Asset) Current Measurement Date	<u>0.101832%</u>	<u>0.047763%</u>	<u>0.2737342%</u>	<u>0.3161108%</u>	
Change in Proportionate Share	<u>-0.002152%</u>	<u>0.000781%</u>	<u>-0.0120538%</u>	<u>-0.0040972%</u>	
Proportionate Share of the Net Pension Liability/(Asset)	\$ 20,127,786	\$ (99,597)	\$ 18,440,198	\$ 21,294,912	\$ 59,763,299
Pension Expense	\$ 2,817,714	\$ 10,687	\$ 2,075,486	\$ 2,680,267	\$ 7,584,154

At December 31, 2020, the City reported deferred outflows of resources and deferred inflows of resources related to pensions from the following sources:



# CITY OF MENTOR, OHIO

## NOTES TO THE BASIC FINANCIAL STATEMENTS YEAR ENDED DECEMBER 31, 2020

	OPERS	OP&F Police	OP&F Fire	Total
<b>Deferred Outflows of Resources</b>				
Differences between expected and actual experience	\$ -	\$ 698,020	\$ 806,081	\$ 1,504,101
Changes of assumptions	1,085,330	452,660	522,734	2,060,724
Changes in proportion and differences between City contributions and proportionate share of contributions	444	86,104	57,086	143,634
City contributions subsequent to the measurement date	1,806,492	1,365,311	1,636,463	4,808,266
Total Deferred Outflows of Resources	<u>\$ 2,892,266</u>	<u>\$ 2,602,095</u>	<u>\$ 3,022,364</u>	<u>\$ 8,516,725</u>
<b>Deferred Inflows of Resources</b>				
Net difference between projected and actual earnings on pension plan investments	\$ 4,027,957	\$ 890,811	\$ 1,028,716	\$ 5,947,484
Differences between expected and actual experience	277,873	951,037	1,098,266	2,327,176
Changes in proportion and differences between City contributions and proportionate share of contributions	507,871	1,363,330	382,209	2,253,410
Total Deferred Inflows of Resources	<u>\$ 4,813,701</u>	<u>\$ 3,205,178</u>	<u>\$ 2,509,191</u>	<u>\$ 10,528,070</u>

\$4,808,266 reported as deferred outflows of resources related to pension resulting from City's contributions subsequent to the measurement date will be recognized as a reduction of the net pension liability in the year ending December 31, 2021. Other amounts reported as deferred outflows of resources and deferred inflows of resources related to pension will be recognized in pension expense as follows:

	OPERS	OP&F Police	OP&F Fire	Total
Year Ending December 31:				
2021	\$ (867,131)	\$ (474,763)	\$ (264,781)	\$ (1,606,675)
2022	(1,416,459)	(419,318)	(138,934)	(1,974,711)
2023	163,038	50,790	372,476	586,304
2024	(1,602,195)	(986,278)	(979,597)	(3,568,070)
2025	(1,887)	(138,825)	(112,454)	(253,166)
Thereafter	(3,293)	-	-	(3,293)
Total	<u>\$ (3,727,927)</u>	<u>\$ (1,968,394)</u>	<u>\$ (1,123,290)</u>	<u>\$ (6,819,611)</u>

### Actuarial Assumptions – OPERS

Actuarial valuations of an ongoing plan involve estimates of the values of reported amounts and assumptions about the probability of occurrence of events far into the future. Examples include assumptions about future employment, mortality, and cost trends. Actuarially determined amounts are subject to continual review or modification as actual results are compared with past expectations and new estimates are made about the future.

# CITY OF MENTOR, OHIO

## NOTES TO THE BASIC FINANCIAL STATEMENTS YEAR ENDED DECEMBER 31, 2020

---

Projections of benefits for financial reporting purposes are based on the substantive plan (the plan as understood by the employers and plan members) and include the types of benefits provided at the time of each valuation. The total pension liability in the December 31, 2019, actuarial valuation was determined using the following actuarial assumptions, applied to all prior periods included in the measurement in accordance with the requirements of GASB 67. Key methods and assumptions used in the latest actuarial valuation, reflecting experience study results, are presented below:

Wage Inflation	3.25 percent
Future Salary Increases, including inflation COLA or Ad Hoc COLA	3.25 to 10.75 percent including wage inflation Pre 1/7/2013 retirees; 3 percent, simple Post 1/7/2013 retirees; 1.4 percent, simple through 2020, then 2.15 percent simple
Investment Rate of Return	7.2 percent
Actuarial Cost Method	Individual Entry Age

The total pension asset in the December 31, 2019, actuarial valuation was determined using the following actuarial assumptions, applied to all periods included in the measurement:

Wage Inflation	3.25 percent
Future Salary Increases, including inflation COLA or Ad Hoc COLA	3.25 to 8.25 percent including wage inflation Pre 1/7/2013 retirees; 3 percent, simple Post 1/7/2013 retirees; 1.40 percent, simple through 2020, then 2.15 percent simple
Investment Rate of Return	7.2 percent
Actuarial Cost Method	Individual Entry Age

Pre-retirement mortality rates are based on the RP-2014 Employees mortality table for males and females, adjusted for mortality improvement back to the observation period base year of 2006. The base year for males and females was then established to be 2015 and 2010, respectively. Post-retirement mortality rates are based on the RP-2014 Healthy Annuitant mortality tables for males and females, adjusted for mortality improvement back to the observation period base year of 2006. The base year for males and females was then established to be 2015 and 2010, respectively. Post-retirement mortality rates for disabled retirees are based on the RP-2014 Disabled mortality table for males and females, adjusted for mortality improvement back to the observation period base year of 2006. The base year for males and females was then established to be 2015 and 2010, respectively. Mortality rates for a particular calendar year are determined by applying the MP-2015 mortality improvement scale to all of the previously described tables.

The most recent experience study was completed for the five year period ended December 31, 2015.

The long-term rate of return on defined benefit investment assets was determined using a building-block method in which best-estimate ranges of expected future real rates of return are developed for each major asset class. These ranges are combined to produce the long-term expected real rate of return by weighting the expected future real rates of return by the target asset allocation percentage, adjusted for inflation.

**CITY OF MENTOR, OHIO**

**NOTES TO THE BASIC FINANCIAL STATEMENTS  
YEAR ENDED DECEMBER 31, 2020**

OPERS manages investments in three investment portfolios: the Defined Benefits portfolio, the Health Care portfolio, and the Defined Contribution portfolio. The Defined Benefit portfolio includes the investment assets of the Traditional Pension Plan, the defined benefit component of the Combined Plan, the annuitized accounts of the Member-Directed Plan. Within the Defined Benefit portfolio, contributions into the plans are all recorded at the same time, and benefit payments all occur on the first of the month. Accordingly, the money-weighted rate of return is considered to be the same for all plans within the portfolio. The annual money weighted rate of return expressing investment performance, net of investments expenses and adjusted for the changing amounts actually invested, for the Defined Benefit portfolio was 17.2 percent for 2019.

The allocation of investment assets with the Defined Benefit portfolio is approved by the Board of Trustees as outlined in the annual investment plan. Plan assets are managed on a total return basis with a long-term objective of achieving and maintaining a fully funded status for the benefits provided through the defined benefit pension plans. The table below displays the Board-approved asset allocation policy for 2019 and the long-term expected real rates of return:

Asset Class	Target Allocation	Weighted Average Long-Term Expected Real Rate of Return (Arithmetic)
Fixed Income	25.00 %	1.83 %
Domestic Equities	19.00	5.75
Real Estate	10.00	5.20
Private Equity	12.00	10.70
International Equities	21.00	7.66
Other investments	13.00	4.98
Total	100.00 %	5.61 %

**Discount Rate** The discount rate used to measure the total pension liability was 7.2 percent, post-experience study results. The projection of cash flows used to determine the discount rate assumed that contributions from plan members and those of the contributing employers are made at the contractually required rates, as actuarially determined. Based on those assumptions, the pension plan’s fiduciary net position was projected to be available to make all projected future benefits payments of current plan members. Therefore, the long-term expected rate of return on pension plan investments was applied to all periods of projected benefit payments to determine the total pension liability.

**Sensitivity of the City’s Proportionate Share of the Net Pension Liability to Changes in the Discount Rate** The following table presents the City’s proportionate share of the net pension liability calculated using the current period discount rate assumption of 7.2 percent, as well as what the City’s proportionate share of the net pension liability would be if it were calculated using a discount rate that is one-percentage-point lower (6.2 percent) or one-percentage-point higher (8.2 percent) than the current rate:

# CITY OF MENTOR, OHIO

## NOTES TO THE BASIC FINANCIAL STATEMENTS YEAR ENDED DECEMBER 31, 2020

City's proportionate share of the net pension liability/(asset)	1% Decrease (6.20%)	Current Discount Rate (7.20%)	1% Increase (8.20%)
Traditional Pension Plan	\$ 33,197,232	\$ 20,127,786	\$ 8,378,737
Combined Plan	(60,181)	(99,597)	(128,005)

### **Changes Between Measurement Date and Report Date**

Subsequent to December 31, 2019, the global economy was impacted by the COVID-19 pandemic and market volatility increased significantly. It is likely that 2020 investment market conditions and other economic factors will be negatively impacted; however, the overall impact on the OPERS investment portfolio and funding position is unknown at this time.

### **Actuarial Assumptions – OP&F**

OP&F's total pension liability as of December 31, 2019 is based on the results of an actuarial valuation date of January 1, 2019, and rolled-forward using generally accepted actuarial procedures. The total pension liability is determined by OP&F's actuaries in accordance with GASB Statement No. 67, as part of their annual valuation. Actuarial valuations of an ongoing plan involve estimates of reported amounts and assumptions about probability of occurrence of events far into the future. Examples include assumptions about future employment mortality, salary increases, disabilities, retirements and employment terminations. Actuarially determined amounts are subject to continual review and potential modifications, as actual results are compared with past expectations and new estimates are made about the future. Assumptions considered were: withdrawal rates, disability retirement, service retirement, DROP elections, mortality, percent married and forms of the payment, DROP interest rate, CPI-based COLA, investment returns, salary increases and payroll growth.

Key methods and assumptions used in calculating the total pension liability in the latest actuarial valuation, prepared as of January 1, 2019, are present below:

Valuation Date	January 1, 2019, with actuarial liabilities rolled forward to December 31, 2019
Actuarial Cost Method	Entry Age Normal
Investment Rate of Return	8.00 percent
Projected Salary Increases	3.75 percent to 10.5 percent
Payroll Growth	Inflation rate of 2.75 percent plus productivity increase rate of 0.5 percent
Cost of Living Adjustments	3.00 percent simple, 2.2 percent simple for increases based on the lesser of the increase in CPI and 3 percent

Mortality rates for active members were based on the RP-2014 Total employee and Healthy Annuitant Mortality Tables rolled back to 2006, adjusted according to the rates in the following table, and projected with the Conduent Modified 2016 Improvement Scale. Rates for surviving beneficiaries are adjusted by 120 percent.

# CITY OF MENTOR, OHIO

## NOTES TO THE BASIC FINANCIAL STATEMENTS YEAR ENDED DECEMBER 31, 2020

---

<u>Age</u>	<u>Police</u>	<u>Fire</u>
67 or less	77 %	68 %
68 - 77	105	87
78 and up	115	120

Mortality for disabled retirees is based on the RP-2014 Disables Mortality Tables rolled back to 2006, adjusted according to the rates in the following table, and projected with the Conduent Modified 2016 Improvement Scale. Mortality rates for active members were based on the RP-2014 Total employee and Healthy Annuitant Mortality Tables rolled back to 2006, and projected with the Conduent Modified 2016 Improvement Scale.

<u>Age</u>	<u>Police</u>	<u>Fire</u>
59 or less	35 %	35 %
60 - 69	60	45
70 - 79	75	70
80 and up	100	90

The most recent experience study was completed December 31, 2016.

The long-term expected rate of return on pension plan investments was determined using a building-block approach and assumes a time horizon, as defined in the Statement of Investment Policy. A forecasted rate of inflation serves as the baseline for the return expectation. Various real return premiums over the baseline inflation rate have been established for each asset class. The long-term expected nominal rate of return has been determined by calculating a weighted averaged of the expected real return premiums for each asset class, adding the projected inflation rate and adding the expected return from rebalancing uncorrelated asset classes. Best estimates of the long-term expected geometric real rates of return for each major asset class included in OP&F's target asset allocation as of December 31, 2019 are summarized below:

# CITY OF MENTOR, OHIO

## NOTES TO THE BASIC FINANCIAL STATEMENTS YEAR ENDED DECEMBER 31, 2020

Asset Class	Target Allocation	10 year Expected Real Rate of Return **	30 year Expected Real Rate of Return **
Cash and Cash Equivalents	0.00 %	0.10 %	1.00 %
Domestic Equity	16.00	3.90	5.40
International Equity	16.00	4.70	5.80
Core Fixed Income *	23.00	1.10	2.70
U.S. Inflation Linked Bonds *	17.00	0.40	2.50
High Yield Fixed Income	7.00	2.50	4.70
Private Real Estate	12.00	5.40	6.40
Private Markets	8.00	6.10	8.00
Midstream Energy Infrastructure	8.00	5.80	6.60
Private Credit	5.00	4.80	5.50
Real Assets	8.00	6.90	7.40
Total	120.00 %		

Note: Assumptions are geometric

\* levered 2x

\*\* numbers are net of expected inflation

OP&F's Board of Trustees has incorporated the "risk parity" concept into OP&F's asset liability valuation with the goal of reducing equity risk exposure, which reduces overall Total Portfolio risk without sacrificing return, and creating a more risk-balanced portfolio based on their relationship between asset classes and economic environments. From the notional portfolio perspective above, the Total Portfolio may be levered up to 1.2 times due to the application of leverage in certain fixed income asset classes.

**Discount Rate** The total pension liability was calculated using the discount rate of 8.00 percent. The projection of cash flows used to determine the discount rate assumed the contributions from employers and from the members would be computed based on contribution requirements as stipulated by State statute. Projected inflows from investment earning were calculated using the longer-term assumed investment rate of return 8.00 percent. Based on those assumptions, the plan's fiduciary net position was projected to be available to make all future benefit payments of current plan members. Therefore, a long-term expected rate of return on pension plan investments was applied to all periods of projected benefits to determine the total pension liability.

**Sensitivity of the City's Proportionate Share of the Net Pension Liability to Changes in the Discount Rate** Net pension liability is sensitive to changes in the discount rate, and to illustrate the potential impact the following table presents the net pension liability calculated using the discount rate of 8.00 percent, as well as what the net pension liability would be if it were calculated using a discount rate that is one percentage point lower (7.00 percent), or one percentage point higher (9.00 percent) than the current rate.

	1% Decrease (7.00%)	Current Discount Rate (8.00%)	1% Increase (9.00%)
City's proportionate share of the net pension liability	\$ 55,071,481	\$ 39,735,110	\$ 26,907,756

# CITY OF MENTOR, OHIO

## NOTES TO THE BASIC FINANCIAL STATEMENTS YEAR ENDED DECEMBER 31, 2020

---

### ***Changes Between Measurement Date and Report Date***

The United States and the State of Ohio declared a state of emergency in March 2020 due to the COVID-19 pandemic. The financial impact of COVID-19 and the ensuing emergency measures may impact subsequent periods of OP&F, including the fair value of OP&F's investment portfolio. However, because the values of individual investments fluctuate with market conditions, and due to market volatility, the amount of losses that may be recognized in subsequent periods cannot be determined with half of the fiscal year remaining. In addition, the impact on the OP&F's future operating costs, revenues, and any recovery from emergency funding, either federal or state, cannot be estimated.

### **NOTE 14 – OTHER POSTEMPLOYMENT BENEFIT (OPEB) PLANS**

#### ***Net OPEB Liability***

The net OPEB liability reported on the statement of net position represents a liability to employees for OPEB. OPEB is a component of exchange transactions—between an employer and its employees—of salaries and benefits for employee services. OPEB are provided to an employee—on a deferred-payment basis—as part of the total compensation package offered by an employer for employee services each financial period. The obligation to sacrifice resources for OPEB is a present obligation because it was created as a result of employment exchanges that already have occurred.

The net OPEB liability represents the City's proportionate share of each OPEB plan's collective actuarial present value of projected benefit payments attributable to past periods of service, net of each OPEB plan's fiduciary net position. The net OPEB liability calculation is dependent on critical long-term variables, including estimated average life expectancies, earnings on investments, cost of living adjustments and others. While these estimates use the best information available, unknowable future events require adjusting these estimates annually.

Ohio Revised Code limits the City's obligation for this liability to annually required payments. The City cannot control benefit terms or the manner in which OPEB are financed; however, the City does receive the benefit of employees' services in exchange for compensation including OPEB.

GASB 75 assumes the liability is solely the obligation of the employer, because they benefit from employee services. OPEB contributions come from these employers and health care plan enrollees which pay a portion of the health care costs in the form of a monthly premium. The Ohio revised Code permits but does not require the retirement systems to provide healthcare to eligible benefit recipients. Any change to benefits or funding could significantly affect the net OPEB liability. Resulting adjustments to the net OPEB liability would be effective when the changes are legally enforceable. The retirement systems may allocate a portion of the employer contributions to provide for these OPEB benefits.

The proportionate share of each plan's unfunded benefits is presented as a long-term *net OPEB liability* on the accrual basis of accounting. Any liability for the contractually required OPEB contribution outstanding at the end of the year is included in *intergovernmental payable* on both the accrual and modified accrual bases of accounting.

# CITY OF MENTOR, OHIO

## NOTES TO THE BASIC FINANCIAL STATEMENTS YEAR ENDED DECEMBER 31, 2020

---

### ***Plan Description – Ohio Public Employees Retirement System (OPERS)***

Plan Description - The Ohio Public Employees Retirement System (OPERS) administers three separate pension plans: the traditional pension plan, a cost-sharing, multiple-employer defined benefit pension plan; the member-directed plan, a defined contribution plan; and the combined plan, a cost-sharing, multiple-employer defined benefit pension plan that has elements of both a defined benefit and defined contribution plan.

OPERS maintains a cost-sharing, multiple-employer defined benefit post-employment health care trust, which funds multiple health care plans including medical coverage, prescription drug coverage and deposits to a Health Reimbursement Arrangement to qualifying benefit recipients of both the traditional pension and the combined plans. This trust is also used to fund health care for member-directed plan participants, in the form of a Retiree Medical Account (RMA). At retirement or refund, member directed plan participants may be eligible for reimbursement of qualified medical expenses from their vested RMA balance.

In order to qualify for postemployment health care coverage, age and service retirees under the traditional pension and combined plans must have twenty or more years of qualifying Ohio service credit with a minimum age of 60, or generally 30 years of qualifying service at any age. Health care coverage for disability benefit recipients and qualified survivor benefit recipients is available. The health care coverage provided by OPERS meets the definition of an Other Post Employment Benefit (OPEB) as described in GASB Statement 75. See OPERS' Comprehensive Annual Financial Report referenced below for additional information.

The Ohio Revised Code permits but does not require OPERS to provide health care to its eligible benefit recipients. Authority to establish and amend health care coverage is provided to the Board in Chapter 145 of the Ohio Revised Code.

Disclosures for the health care plan are presented separately in the OPERS financial report. Interested parties may obtain a copy by visiting <https://www.opers.org/financial/reports.shtml>, by writing to OPERS, 277 East Town Street, Columbus, Ohio 43215-4642, or by calling (614) 222-5601 or 800-222-7377.

Funding Policy - The Ohio Revised Code provides the statutory authority requiring public employers to fund postemployment health care through their contributions to OPERS. When funding is approved by OPERS Board of Trustees, a portion of each employer's contribution to OPERS is set aside to fund OPERS health care plans. Beginning in 2018, health care was no longer being funded.

Employer contribution rates are expressed as a percentage of the earnable salary of active members. In 2020, state and local employers contributed at a rate of 14.0 percent of earnable salary and public safety and law enforcement employers contributed at 18.1 percent. These are the maximum employer contribution rates permitted by the Ohio Revised Code. Active member contributions do not fund health care.

Each year, the OPERS Board determines the portion of the employer contribution rate that will be set aside to fund health care plans. As recommended by OPERS' actuary, beginning January 1, 2018, OPERS no longer allocated a portion of its employer contributions to health care for the traditional plan and the combined plan. The OPERS Board is also authorized to establish rules



# CITY OF MENTOR, OHIO

## NOTES TO THE BASIC FINANCIAL STATEMENTS YEAR ENDED DECEMBER 31, 2020

---

for the retiree or their surviving beneficiaries to pay a portion of the health care provided. Payment amounts vary depending on the number of covered dependents and the coverage selected. The employer contribution as a percentage of covered payroll deposited into the RMA for participants in the Member-Directed Plan for 2020 was 4.0 percent.

Employer contribution rates are actuarially determined and are expressed as a percentage of covered payroll.

The City's contractually required contribution was \$24,001 for 2020.

### ***Plan Description – Ohio Police & Fire Pension Fund (OP&F)***

Plan Description – The City contributes to the Ohio Police and Fire Pension Fund (OP&F) a cost-sharing, multiple-employer defined post-employment healthcare plan that provides various levels of health care to retired, disabled and beneficiaries, as well as their dependents. On January 1, 2019, OP&F changed the way it supports retiree health care. A stipend-based health care model has replaced the self-insured group health care plan that had been in place. A stipend funded by OP&F is available to these members through a Health Reimbursement Arrangement and can be used to reimburse retirees for qualified health care expenses.

OP&F provides access to postretirement health care coverage for any person who receives or is eligible to receive a monthly service, disability, or statutory survivor benefit, or is a spouse or eligible dependent child of such person. The health care coverage provided by OP&F meets the definition of an Other Post Employment Benefit (OPEB) as described in Government Accounting Standards Board (GASB) Statement No. 75.

The Ohio Revised Code allows, but does not mandate, OP&F to provide OPEB benefits. Authority for the OP&F Board of Trustees to provide health care coverage to eligible participants and to establish and amend benefits is codified in Chapter 742 of the Ohio Revised Code.

OP&F issues a publicly available financial report that includes financial information and required supplementary information for the plan. The report may be obtained by visiting the OP&F website at [www.op-f.org](http://www.op-f.org) or by writing to the Ohio Police and Fire Pension Fund, 140 East Town Street, Columbus, Ohio 43215-5164.

Funding Policy – The Ohio Revised Code provides for contribution requirements of the participating employers and of plan members to the OP&F defined benefit pension plan. Participating employers are required to contribute to the pension plan at rates expressed as percentages of the payroll of active pension plan members, currently 19.5 percent and 24 percent of covered payroll for police and fire employer units, respectively. The Ohio Revised Code states that the employer contribution may not exceed 19.5 percent of covered payroll for police employer units and 24 percent of covered payroll for fire employer units. Active members do not make contributions to the OPEB Plan.

OP&F maintains funds for health care in two separate accounts. There is one account for health care benefits and one account for Medicare Part B reimbursements. A separate health care trust accrual account is maintained for health care benefits under IRS Code Section 115 trust. An Internal Revenue Code 401(h) account is maintained for Medicare Part B reimbursements.

# CITY OF MENTOR, OHIO

## NOTES TO THE BASIC FINANCIAL STATEMENTS YEAR ENDED DECEMBER 31, 2020

---

The Board of Trustees is authorized to allocate a portion of the total employer contributions made into the pension plan to the Section 115 trust and the Section 401(h) account as the employer contribution for retiree health care benefits. For 2019, the portion of employer contributions allocated to health care was 0.5 percent of covered payroll. The amount of employer contributions allocated to the health care plan each year is subject to the Trustees' primary responsibility to ensure that pension benefits are adequately funded and is limited by the provisions of Sections 115 and 401(h).

The City's contractually required contribution to OP&F was \$70,747 for 2020.

### ***OPEB Liabilities, OPEB Expense, and Deferred Outflows of Resources and Deferred Inflows of Resources Related to OPEB***

The net OPEB liability and total OPEB liability for OPERS were determined by an actuarial valuation as of December 31, 2018, rolled forward to the measurement date of December 31, 2019, by incorporating the expected value of health care cost accruals, the actual health care payment, and interest accruals during the year. OP&F's total OPEB liability was measured as of December 31, 2019, and was determined by rolling forward the total OPEB liability as of January 1, 2019, to December 31, 2019. The City's proportion of the net OPEB liability was based on the City's share of contributions to the retirement plan relative to the contributions of all participating entities. Following is information related to the proportionate share and OPEB expense:

Following is information related to the proportionate share and OPEB expense:

	<u>OPERS</u>	<u>OP&amp;F</u>	
Proportion of the Net OPEB Liability:			
Prior Measurement Date	0.101935%	0.6059960%	
Proportion of the Net OPEB Liability:			
Current Measurement Date	0.100176%	0.5898451%	
Change in Proportionate Share	<u>-0.0017590%</u>	<u>-0.0161509%</u>	
			<u>Total</u>
Proportionate Share of the Net OPEB Liability	\$ 13,836,908	\$ 5,826,330	\$ 19,663,238
OPEB Expense	\$ 1,338,399	\$ 466,183	\$ 1,804,582

At December 31, 2020, the City reported deferred outflows of resources and deferred inflows of resources related to OPEB from the following sources:

# CITY OF MENTOR, OHIO

## NOTES TO THE BASIC FINANCIAL STATEMENTS YEAR ENDED DECEMBER 31, 2020

	OPERS	OP&F	Total
<b>Deferred Outflows of Resources</b>			
Differences between expected and actual experience	\$ 370	\$ -	\$ 370
Changes of assumptions	2,190,235	3,406,299	5,596,534
City contributions subsequent to the measurement date	24,001	70,747	94,748
Total Deferred Outflows of Resources	<u>\$ 2,214,606</u>	<u>\$ 3,477,046</u>	<u>\$ 5,691,652</u>
<b>Deferred Inflows of Resources</b>			
Differences between expected and actual experience	\$ 1,265,448	\$ 626,565	\$ 1,892,013
Changes of assumptions	-	1,241,679	1,241,679
Net difference between projected and actual earnings on OPEB plan investments	704,569	268,106	972,675
Changes in proportion and differences between City contributions and proportionate share of contributions	251,662	649,285	900,947
Total Deferred Inflows of Resources	<u>\$ 2,221,679</u>	<u>\$ 2,785,635</u>	<u>\$ 5,007,314</u>

\$94,748 reported as deferred outflows of resources related to OPEB resulting from City contributions subsequent to the measurement date will be recognized as a reduction of the net OPEB liability in 2021. Other amounts reported as deferred outflows of resources and deferred inflows of resources related to OPEB will be recognized in OPEB expense as follows:

Year Ending December 31:	OPERS	OP&F	Total
2021	\$ 161,043	\$ 99,799	\$ 260,842
2022	108,390	99,799	208,189
2023	562	154,795	155,357
2024	(301,069)	68,093	(232,976)
2025	0	102,230	102,230
Thereafter	0	95,948	95,948
Total	<u>\$ (31,074)</u>	<u>\$ 620,664</u>	<u>\$ 589,590</u>

### **Actuarial Assumptions - OPERS**

Actuarial valuations of an ongoing plan involve estimates of the values of reported amounts and assumptions about the probability of occurrence of events far into the future. Examples include assumptions about future employment, mortality, and cost trends. Actuarially determined amounts are subject to continual review or modification as actual results are compared with past expectations and new estimates are made about the future.

Projections of benefits for financial reporting purposes are based on the substantive plan and include the types of coverage provided at the time of each valuation and the historical pattern of

# CITY OF MENTOR, OHIO

## NOTES TO THE BASIC FINANCIAL STATEMENTS YEAR ENDED DECEMBER 31, 2020

---

sharing of costs between OPERS and plan members. The total OPEB liability was determined by an actuarial valuation as of December 31, 2018, rolled forward to the measurement date of December 31, 2019. The actuarial valuation used the following actuarial assumptions applied to all prior periods included in the measurement in accordance with the requirements of GASB 74:

Wage Inflation	3.25 percent
Projected Salary Increases, including inflation	3.25 to 10.75 percent including wage inflation
Single Discount Rate:	
Current measurement date	3.16 percent
Prior Measurement date	3.96 percent
Investment Rate of Return	6.00 percent
Municipal Bond Rate:	2.75 percent
Health Care Cost Trend Rate:	10.5 percent, initial 3.25 percent, ultimate in 2030
Actuarial Cost Method	Individual Entry Age

Pre-retirement mortality rates are based on the RP-2014 Employees mortality table for males and females, adjusted for mortality improvement back to the observation period base year of 2006. The base year for males and females was then established to be 2015 and 2010, respectively. Post-retirement mortality rates are based on the RP-2014 Healthy Annuitant mortality table for males and females, adjusted for mortality improvement back to the observation period base year of 2006. The base year for males and females was then established to be 2015 and 2010, respectively. Post-retirement mortality rates for disabled retirees are based on the RP-2014 Disabled mortality table for males and females, adjusted for mortality improvement back to the observation period base year of 2006. The base year for males and females was then established to be 2015 and 2010, respectively. Mortality rates for a particular calendar year are determined by applying the MP-2015 mortality improvement scale to all of the above described tables.

The most recent experience study was completed for the five-year period ended December 31, 2015.

The long-term expected rate of return on health care investment assets was determined using a building-block method in which best-estimate ranges of expected future real rates of return are developed for each major asset class. These ranges are combined to produce the long-term expected real rate of return by weighting the expected future real rates of return by the target asset allocation percentage, adjusted for inflation.

During 2019, OPERS managed investments in three investment portfolios: the Defined Benefit portfolio, the Health Care portfolio and the Defined Contribution portfolio. The Health Care portfolio includes the assets for health care expenses for the Traditional Pension Plan, Combined Plan and Member-Directed Plan eligible members. Within the Health Care portfolio, contributions into the plans are assumed to be received continuously throughout the year based on the actual payroll payable at the time contributions are made, and health care-related payments are assumed to occur mid-year. Accordingly, the money-weighted rate of return is considered to be the same for all plans within the portfolio. The annual money-weighted rate of return expressing investment performance, net of investment expenses and adjusted for the changing amounts actually invested, for the Health Care portfolio is 19.70 percent for 2019.

**CITY OF MENTOR, OHIO**

**NOTES TO THE BASIC FINANCIAL STATEMENTS  
YEAR ENDED DECEMBER 31, 2020**

The allocation of investment assets with the Health Care portfolio is approved by the Board of Trustees as outlined in the annual investment plan. Assets are managed on a total return basis with a long-term objective of continuing to offer a sustainable health care program for current and future retirees. OPERS’ primary goal is to achieve and maintain a fully funded status for the benefits provided through the defined pension plans. Health care is a discretionary benefit. The table below displays the Board-approved asset allocation policy for 2019 and the long-term expected real rates of return:

Asset Class	Target Allocation	Weighted Average Long-Term Expected Real Rate of Return (Arithmetic)
Fixed Income	36.00 %	1.53 %
Domestic Equities	21.00	5.75
Real Estate Investment Trust	6.00	5.69
International Equities	23.00	7.66
Other investments	14.00	4.90
Total	100.00 %	4.55 %

**Discount Rate: Rate** A single discount rate of 3.16 percent was used to measure the OPEB liability on the measurement date of December 31, 2019. A single discount rate of 3.96 percent was used to measure the OPEB liability on the measurement date of December 31, 2018. Projected benefit payments are required to be discounted to their actuarial present value using a single discount rate that reflects (1) a long-term expected rate of return on OPEB plan investments (to the extent that the health care fiduciary net position is projected to be sufficient to pay benefits), and (2) tax-exempt municipal bond rate based on an index of 20-year general obligation bonds with an average AA credit rating as of the measurement date (to the extent that the contributions for use with the long-term expected rate are not met). This single discount rate was based on an expected rate of return on the health care investment portfolio of 6.00 percent and a municipal bond rate of 2.75 percent. The projection of cash flows used to determine this single discount rate assumed that employer contributions will be made at rates equal to the actuarially determined contribution rate. Based on these assumptions, the health care fiduciary net position and future contributions were sufficient to finance health care costs through 2034. As a result, the long-term expected rate of return on health care investments was applied to projected costs through the year 2034, and the municipal bond rate was applied to all health care costs after that date.

**Sensitivity of the City’s Proportionate Share of the Net OPEB Liability to Changes in the Discount Rate:** The following table presents the City’s proportionate share of the net OPEB liability calculated using the single discount rate of 3.16 percent, as well as what the City’s proportionate share of the net OPEB liability would be if it were calculated using a discount rate that is one-percentage-point lower (2.16 percent) or one-percentage-point higher (4.16 percent) than the current rate:

# CITY OF MENTOR, OHIO

## NOTES TO THE BASIC FINANCIAL STATEMENTS YEAR ENDED DECEMBER 31, 2020

	1% Decrease (2.160%)	Current Discount Rate (3.160%)	1% Increase (4.160%)
City's proportionate share of the net OPEB liability	\$ 18,107,814	\$ 13,836,908	\$ 10,417,302

**Sensitivity of the City's Proportionate Share of the Net OPEB Liability to Changes in the Health Care Cost Trend Rate:** Changes in the health care cost trend rate may also have a significant impact on the net OPEB liability. The following table presents the net OPEB liability calculated using the assumed trend rates, and the expected net OPEB liability if it were calculated using a health care cost trend rate that is 1.0 percent lower or 1.0 percent higher than the current rate.

Retiree health care valuations use a health care cost-trend assumption that changes over several years built into the assumption. The near-term rates reflect increases in the current cost of health care; the trend starting in 2020 is 10.50 percent. If this trend continues for future years, the projection indicates that years from now virtually all expenditures will be for health care. A more reasonable alternative is that in the not-too-distant future, the health plan cost trend will decrease to a level at, or near, wage inflation. On this basis, the actuaries project premium rate increases will continue to exceed wage inflation for approximately the next decade, but by less each year, until leveling off at an ultimate rate, assumed to be 3.50 percent in the most recent valuation.

	1% Decrease	Current Health Care Cost Trend Rate Assumption	1% Increase
City's proportionate share of the net OPEB liability	\$ 13,428,593	\$ 13,836,908	\$ 14,240,018

### **Actuarial Assumptions – OP&F**

OP&F's total OPEB liability as of December 31, 2019, is based on the results of an actuarial valuation date of January 1, 2019, and rolled-forward using generally accepted actuarial procedures. The total OPEB liability is determined by OP&F's actuaries in accordance with GASB Statement No. 74, as part of their annual valuation. Actuarial valuations of an ongoing plan involve estimates of reported amounts and assumptions about probability of occurrence of events far into the future. Examples include assumptions about future employment mortality, salary increases, disabilities, retirements and employment terminations. Actuarially determined amounts are subject to continual review and potential modifications, as actual results are compared with past expectations and new estimates are made about the future.

Projections of benefits for financial reporting purposes are based on the substantive plan (the plan as understood by the employers and plan members) and include the types of benefits provided at the time of each valuation and the historical pattern of sharing benefit costs between the employers and plan members to that point. The projection of benefits for financial reporting purposes does not explicitly incorporate the potential effects of legal or contractual funding limitations.

# CITY OF MENTOR, OHIO

## NOTES TO THE BASIC FINANCIAL STATEMENTS YEAR ENDED DECEMBER 31, 2020

---

Actuarial calculations reflect a long-term perspective. For a newly hired employee, actuarial calculations will take into account the employee's entire career with the employer and also take into consideration the benefits, if any, paid to the employee after termination of employment until the death of the employee and any applicable contingent annuitant. In many cases, actuarial calculations reflect several decades of service with the employer and the payment of benefits after termination.

Key methods and assumptions used in the latest actuarial valuation, reflecting experience study results, are presented below.

Valuation Date	January 1, 2019, with actuarial liabilities rolled forward to December 31, 2019
Actuarial Cost Method	Entry Age Normal
Investment Rate of Return	8.0 percent
Projected Salary Increases	3.75 percent to 10.5 percent
Payroll Growth	Inflation rate of 2.75 percent plus productivity increase rate of 0.5 percent
Single discount rate:	
Current measurement date	3.56
Prior measurement date	4.66
Cost of Living Adjustments	3.00 percent simple; 2.2 percent simple for increased based on the lesser of the increase in CPI and 3 percent

Mortality for non-disabled participants is based on the RP-2014 Total Employee and Healthy Annuitant Mortality Tables rolled back to 2006, adjusted according to the rates in the following table, and projected with the Conduent Modified 2016 Improvement Scale. Rates for surviving beneficiaries are adjusted by 120 percent.

<u>Age</u>	<u>Police</u>	<u>Fire</u>
67 or less	77 %	68 %
68-77	105	87
78 and up	115	120

Mortality for disabled retirees is based on the RP-2014 Disabled Mortality Tables rolled back to 2006, adjusted according to the rates in the following table, and projected with the Conduent Modified 2016 Improvement Scale.

<u>Age</u>	<u>Police</u>	<u>Fire</u>
59 or less	35 %	35 %
60-69	60	45
70-79	75	70
80 and up	100	90

The most recent experience study was completed for the five-year period ended December 31, 2016.

# CITY OF MENTOR, OHIO

## NOTES TO THE BASIC FINANCIAL STATEMENTS YEAR ENDED DECEMBER 31, 2020

The long-term expected rate of return on OPEB plan investments was determined using a building-block approach and assumes a time horizon, as defined in the Statement of Investment Policy. A forecasted rate of inflation serves as the baseline for the return expected. Various real return premiums over the baseline inflation rate have been established for each asset class. The long-term expected nominal rate of return has been determined by calculating a weighted averaged of the expected real return premiums for each asset class, adding the projected inflation rate and adding the expected return from rebalancing uncorrelated asset classes. Best estimates of the long-term expected geometric real rates of return for each major asset class included in OP&F's target asset allocation as of December 31, 2019, are summarized below:

Asset Class	Target Allocation	10 year Expected Real Rate of Return **	30 year Expected Real Rate of Return **
Cash and Cash Equivalents	0.00 %	0.10 %	1.00 %
Domestic Equity	16.00	3.90	5.40
Non-US Equity	16.00	4.70	5.80
Core Fixed Income *	23.00	1.10	2.70
U.S. Inflation Linked Bonds *	17.00	0.40	2.50
High Yield Fixed Income	7.00	2.50	4.70
Real Estate	12.00	6.90	7.40
Private Markets	8.00	6.10	8.00
Master Limited Partnerships	8.00	5.80	6.60
Private Credit	5.00	4.80	5.50
Real Assets	8.00	6.90	7.40
Total	120.00 %		

Note: Assumptions are geometric

\* levered 2x

\*\* numbers are net of expected inflation

OP&F's Board of Trustees has incorporated the risk parity concept into OP&F's asset liability valuation with the goal of reducing equity risk exposure, which reduces overall Total Portfolio risk without sacrificing return, and creating a more risk-balanced portfolio based on the relationship between asset classes and economic environments. From the notional portfolio perspective above, the Total Portfolio may be levered up to 1.2 times due to the application of leverage in certain fixed income asset classes.

**Discount Rate:** The total OPEB liability was calculated using the discount rate of 3.56 percent. The projection of cash flows used to determine the discount rate assumed the contribution from employers and from members would be computed based on contribution requirements as stipulated by state statute. Projected inflows from investment earnings were calculated using the longer-term assumed investment rate of return 8 percent. Based on those assumptions, OP&F's fiduciary net position was projected to not be able to make all future benefit payments of current plan members. Therefore, a municipal bond rate of 2.75 percent at December 31, 2019 and 4.13 percent at December 31, 2018, was blended with the long-term rate of 8 percent, which resulted in a blended discount rate of 3.56 percent. The municipal bond rate was determined using the S&P Municipal Bond 20 Year High Grade Rate Index. The OPEB plan's fiduciary net position was projected to be available to make all projected OPEB payments until 2031. The long-term expected rate of return on health care investments was applied to projected costs through 2031, and the municipal bond rate was applied to all health care costs after that date.



**CITY OF MENTOR, OHIO**

**NOTES TO THE BASIC FINANCIAL STATEMENTS  
YEAR ENDED DECEMBER 31, 2020**

---

**Sensitivity of the City's Proportionate Share of the Net OPEB Liability to Changes in the Discount Rate:** Net OPEB liability is sensitive to changes in the discount rate, and to illustrate the potential impact the following table presents the net OPEB liability calculated using the discount rate of 3.56 percent, as well as what the net OPEB liability would be if it were calculated using a discount rate that is one percentage point lower (2.56 percent), or one percentage point higher (4.56 percent) than the current rate.

	1% Decrease (2.56%)	Current Discount Rate (3.56%)	1% Increase (4.56%)
City's proportionate share of the net OPEB liability	\$ 7,224,274	\$ 5,826,330	\$ 4,664,737

**Sensitivity of the City's Proportionate Share of the Net OPEB Liability to Changes in the Health Care Cost Trend Rate:** Net OPEB liability is sensitive to changes in the health care cost trend rate because it is based on a medical benefit that is a flat dollar amount.

**NOTE 15 – TAX ABATEMENT DISCLOSURES**

As of December 31, 2020, the City of Mentor provided tax incentives under two programs: The Community Reinvestment Area (CRA) and the Mentor Incentive Tax Credit program.

**Real Estate tax abatements:** Pursuant to Ohio Revised Code Chapter 3735.65-.70, the City established its first Community Reinvestment Area in 1984 with amendments in 1987, 1988 and 2015. A second CRA was created in 1988 encompassing the area of the Great Lakes Mall. Both CRAs provide for administratively-approved applications for a five-year duration at 100%. A third CRA was created in 2010 under ORC 5709 for the Old Village area. City Council authorizes the property tax abatement through passage of a public ordinance, based upon each business' investment criteria, and through a contractual application process with each business including proof that the improvements have been made. The abatement equals an agreed-upon percentage of the additional property tax resulting from the increase in assessed value as a result of the improvements. The establishment of the Community Reinvestment area gave the City the ability to maintain and expand businesses located in the City and created new jobs by abating assessed valuation of properties, from new or improved commercial or industrial real estate. The City of Mentor would contract with the Mentor Exempted School District for payments in lieu of taxes when required by Section 5709.82 of the Ohio Revised Code. The total amount of taxes abated (for the five-year period ending December 31, 2020) equals \$398,125.

**Income tax abatement programs:** Pursuant to Ohio Revised Code Chapter 718 and City ordinance, the City provides an incentive to eligible companies based upon their gross annual payroll, the amount of income tax generated annually and the number of jobs created or retained by the business. The abatement is administered as a refundable credit against the municipal income tax liability based upon the company's payroll taxes. Also, the time period of the incentive in years, is determined by how many new jobs are to be created by the company. For the calendar year ended December 31, 2020, the total amount of taxes abated through this program equaled \$1,386,000.

# CITY OF MENTOR, OHIO

## NOTES TO THE BASIC FINANCIAL STATEMENTS YEAR ENDED DECEMBER 31, 2020

---

### NOTE 16 – CHANGE IN ACCOUNTING PRINCIPLES

During this year, the City implemented the following Governmental Accounting Standards Board (GASB) Statements:

GASB Statement No. 83, *Certain Asset Retirement Obligations*. This Statement addresses accounting and financial reporting for certain asset retirement obligations (AROs). The implementation of this Statement did not have an effect on the financial statements of the City.

GASB Statement No. 84, *Fiduciary Activities*. This Statement established specific criteria for identifying activities that should be reported as fiduciary activities and clarifies whether and how business-type activities should be report their fiduciary activities. The City reviewed its fiduciary funds and certain funds will be reported in the new fiduciary fund classification of custodial funds, and there was no effect on the beginning net position/fund balance.

GASB Statement No. 88, *Certain Disclosures Related to Debt, including Direct Borrowings and Direct Placements*. The objective of this Statement is to improve the information that is disclosed in notes to government financial statements related to debt, including direct borrowings and direct placements. It also clarifies which liabilities governments should include when disclosing information related to debt. These changes were incorporated into the City's 2020 financial statements; however, there was no effect on the beginning net position/fund balance.

GASB Statement No. 90, *Majority Equity Interests – an amendment of GASB Statements No. 14 and No. 61*. The primary objectives of this Statement are to improve the consistency and comparability of reporting a government's majority equity interest in a legally separate organization and to improve the relevance of financial statements information for certain component units. The implementation of this Statement did not have an effect on the financial statements of the City.

### NOTE 17 – COVID-19

The United States and the State of Ohio declared a state of emergency in March 2020 due to the COVID-19 pandemic. The financial impact of COVID-19 and the ensuing emergency measures will impact subsequent periods of the City. The investments of the pension and other employee benefit plans in which the City participates fluctuate with market conditions, and due to market volatility, the amounts of gains or losses that will be recognized in subsequent periods, if any, cannot be determined. In addition, the impact on the City's future operating costs, revenues, and any recovery from emergency funding, either federal or state, cannot be estimated.

**CITY OF MENTOR, OHIO**

**REQUIRED SUPPLEMENTARY INFORMATION  
SCHEDULE OF THE CITY'S PROPORTIONATE SHARE OF THE NET PENSION LIABILITY/ASSET  
OHIO PUBLIC EMPLOYEES RETIREMENT SYSTEM  
LAST SEVEN YEARS <sup>(1)</sup>**

<b>Traditional Plan</b>	<b>2020</b>	<b>2019</b>	<b>2018</b>	<b>2017</b>	<b>2016</b>	<b>2015</b>	<b>2014</b>
City's Proportion of the Net Pension Liability	0.101832%	0.103984%	0.107410%	0.108275%	0.112568%	0.111160%	0.111160%
City's Proportionate Share of the Net Pension Liability	\$ 20,127,786	\$ 28,479,109	\$ 16,850,547	\$ 24,587,411	\$ 19,498,199	\$ 13,407,139	\$ 13,104,316
City's Covered Payroll	\$ 13,975,650	\$ 14,032,250	\$ 14,189,062	\$ 13,996,375	\$ 13,953,450	\$ 13,673,367	\$ 13,662,131
City's Proportionate Share of the Net Pension Liability as a Percentage of its Covered Payroll	144.02%	202.95%	118.76%	175.67%	139.74%	98.05%	95.92%
Plan Fiduciary Net Position as a Percentage of the Total Pension Liability	82.17%	74.70%	84.66%	77.25%	81.08%	86.45%	86.36%
<b>Combined Plan</b>	<b>2020</b>	<b>2019</b>	<b>2018</b>	<b>2017</b>	<b>2016</b>	<b>2015</b>	<b>2014</b>
City's Proportion of the Net Pension (Asset)	0.047763%	0.046982%	0.047261%	0.041302%	0.042870%	0.032691%	0.032691%
City's Proportionate Share of the Net Pension (Asset)	\$ (99,597)	\$ (52,536)	\$ (64,338)	\$ (22,987)	\$ (20,861)	\$ (12,586)	\$ (3,430)
City's Covered Payroll	\$ 212,621	\$ 200,686	\$ 193,554	\$ 160,767	\$ 155,375	\$ 120,400	\$ 98,846
City's Proportionate Share of the Net Pension (Asset) as a Percentage of its Covered Payroll	46.84%	26.18%	33.24%	14.30%	13.43%	10.45%	3.47%
Plan Fiduciary Net Position as a Percentage of the Total Pension Liability (Asset)	145.28%	126.64%	137.28%	116.55%	116.90%	114.83%	104.33%

(1) Information prior to 2014 is not available. Schedule is intended to show ten years of information, and additional years' will be displayed as it becomes available.

Amounts presented as of the City's measurement date which is the prior year end.

See accompanying notes to the required supplementary information

**CITY OF MENTOR, OHIO**

**REQUIRED SUPPLEMENTARY INFORMATION  
SCHEDULE OF THE CITY'S PROPORTIONATE SHARE OF THE NET PENSION LIABILITY  
OHIO POLICE AND FIRE PENSION FUND  
LAST SEVEN YEARS <sup>(1)</sup>**

<u>Police</u>	<u>2020</u>	<u>2019</u>	<u>2018</u>	<u>2017</u>	<u>2016</u>	<u>2015</u>	<u>2014</u>
City's Proportion of the Net Pension Liability	0.2737342%	0.285788%	0.2971186%	0.3006210%	0.3104294%	0.3016210%	0.3016210%
City's Proportionate Share of the Net Pension Liability	\$ 18,440,198	\$ 23,327,852	\$ 18,235,508	\$ 19,041,032	\$ 19,970,139	\$ 15,625,226	\$ 14,689,889
City's Covered Payroll	\$ 7,162,279	\$ 7,198,611	\$ 7,232,774	\$ 7,217,895	\$ 7,135,279	\$ 6,643,853	\$ 8,102,149
City's Proportionate Share of the Net Pension Liability as a Percentage of its Covered Payroll	257.46%	324.06%	252.12%	263.80%	279.88%	235.18%	181.31%
Plan Fiduciary Net Position as a Percentage of the Total Pension Liability	63.07%	63.07%	70.91%	68.36%	66.77%	71.71%	73.00%
<u>Fire</u>	<u>2020</u>	<u>2019</u>	<u>2018</u>	<u>2017</u>	<u>2016</u>	<u>2015</u>	<u>2014</u>
City's Proportion of the Net Pension Liability	0.3161108%	0.320208%	0.3222106%	0.3207028%	0.3262644%	0.3253824%	0.3253824%
City's Proportionate Share of the Net Pension Liability	\$ 21,294,912	\$ 26,137,434	\$ 19,775,518	\$ 20,312,993	\$ 20,988,818	\$ 16,856,165	\$ 15,847,144
City's Covered Payroll	\$ 6,806,838	\$ 6,561,889	\$ 6,369,421	\$ 6,266,813	\$ 5,975,817	\$ 5,822,255	\$ 6,798,497
City's Proportionate Share of the Net Pension Liability as a Percentage of its Covered Payroll	312.85%	398.32%	310.48%	324.14%	351.23%	289.51%	233.10%
Plan Fiduciary Net Position as a Percentage of the Total Pension Liability	69.89%	63.07%	70.91%	68.36%	66.77%	71.71%	73.00%

(1) Information prior to 2014 is not available. Schedule is intended to show ten years of information, and additional years' will be displayed as it becomes available.

Amounts presented as of the City's measurement date which is the prior year end.

See accompanying notes to the required supplementary information

**CITY OF MENTOR, OHIO**

**REQUIRED SUPPLEMENTARY INFORMATION  
SCHEDULE OF CITY CONTRIBUTIONS - PENSION  
OHIO PUBLIC EMPLOYEES RETIREMENT SYSTEM  
LAST EIGHT YEARS <sup>(1)</sup>**

	<u>2020</u>	<u>2019</u>	<u>2018</u>	<u>2017</u>	<u>2016</u>	<u>2015</u>	<u>2014</u>	<u>2013</u>
<u>Contractually Required Contributions</u>								
Traditional Plan	\$ 1,780,228	\$ 1,956,591	\$ 1,964,515	\$ 1,844,578	\$ 1,679,565	\$ 1,674,414	\$ 1,640,804	\$ 1,776,077
Combined Plan	26,264	29,767	28,096	25,162	19,292	18,645	14,448	12,850
Total Required Contributions	\$1,806,492	\$1,986,358	\$1,992,611	\$1,869,740	\$1,698,857	\$1,693,059	\$1,655,252	\$1,788,927
Contributions in Relation to the Contractually Required Contribution	<u>(1,806,492)</u>	<u>(1,986,358)</u>	<u>(1,992,611)</u>	<u>(1,869,740)</u>	<u>(1,698,857)</u>	<u>(1,693,059)</u>	<u>(1,655,252)</u>	<u>(1,788,927)</u>
Contribution Deficiency / (Excess)	<u>\$ -</u>	<u>\$ -</u>	<u>\$ -</u>	<u>\$ -</u>	<u>\$ -</u>	<u>\$ -</u>	<u>\$ -</u>	<u>\$ -</u>
City's Covered Payroll								
Traditional Plan	\$ 12,715,914	\$ 13,975,650	\$ 14,032,250	\$ 14,189,062	\$ 13,996,375	\$ 13,953,450	\$ 13,673,367	\$ 13,662,131
Combined Plan	\$ 187,600	\$ 212,621	\$ 200,686	\$ 193,554	\$ 160,767	\$ 155,375	\$ 120,400	\$ 98,846
<u>Pension Contributions as a Percentage of Covered Payroll</u>								
Traditional Plan	14.00%	14.00%	14.00%	13.00%	12.00%	12.00%	12.00%	13.00%
Combined Plan	14.00%	14.00%	14.00%	13.00%	12.00%	12.00%	12.00%	13.00%

(1) Information prior to 2013 is not available. Schedule is intended to show ten years of information, and additional years' will be displayed as it becomes available.

See accompanying notes to the required supplementary information

CITY OF MENTOR, OHIO

REQUIRED SUPPLEMENTARY INFORMATION  
 SCHEDULE OF CITY CONTRIBUTIONS - PENSION  
 OHIO POLICE AND FIRE PENSION FUND  
 LAST TEN YEARS <sup>(1)</sup>

	2020	2019	2018	2017	2016	2015	2014	2013	2012	2011
<u>Contractually Required Contributions</u>										
Police	\$ 1,365,311	\$ 1,360,833	\$ 1,367,736	\$ 1,374,227	\$ 1,371,400	\$ 1,355,703	\$ 1,262,332	\$ 1,274,468	\$ 814,932	\$ 786,098
Fire	1,636,463	1,599,607	1,542,044	1,496,814	1,472,701	1,404,317	1,368,230	1,375,336	1,023,405	970,230
Total Required Contributions	\$ 3,001,774	\$ 2,960,440	\$ 2,909,780	\$ 2,871,041	\$ 2,844,101	\$ 2,760,020	\$ 2,630,562	\$ 2,649,804	\$ 1,838,337	\$ 1,756,328
Contributions in Relation to the Contractually Required Contribution	(3,001,774)	(2,960,440)	(2,909,780)	(2,871,041)	(2,844,101)	(2,760,020)	(2,630,562)	(2,649,804)	(1,838,337)	(1,756,328)
Contribution Deficiency / (Excess)	\$ -	\$ -	\$ -	\$ -	\$ -	\$ -	\$ -	\$ -	\$ -	\$ -
City's Covered Payroll										
Police	\$ 7,185,847	\$ 7,162,279	\$ 7,198,611	\$ 7,232,774	\$ 7,217,895	\$ 7,135,279	\$ 6,643,853	\$ 8,102,149	\$ 6,391,624	\$ 6,165,475
Fire	\$ 6,963,672	\$ 6,806,838	\$ 6,561,889	\$ 6,369,421	\$ 6,266,813	\$ 5,975,817	\$ 5,822,255	\$ 6,798,497	\$ 5,932,783	\$ 5,624,522
<u>Pension Contributions as a Percentage of Covered Payroll</u>										
Police	19.00%	19.00%	19.00%	19.00%	19.00%	19.00%	19.00%	15.73%	12.75%	12.75%
Fire	23.50%	23.50%	23.50%	23.50%	23.50%	23.50%	23.50%	20.23%	17.25%	17.25%

[1] – The portion of the City's contributions to fund pension obligations from January 1, 2013 thru May 31, 2013, for both police officers and firefighters was 14.81 percent and 19.31 percent, respectively. The portion of the City's contributions to fund pension obligations from June 1, 2013 thru December 31, 2013 for both police officers and firefighters was 16.65 percent and 21.15 percent, respectively.

See accompanying notes to the required supplementary information

**CITY OF MENTOR, OHIO**

**REQUIRED SUPPLEMENTARY INFORMATION  
SCHEDULE OF THE CITY'S PROPORTIONATE SHARE OF THE NET OPEB LIABILITY  
OHIO PUBLIC EMPLOYEES RETIREMENT SYSTEM  
LAST FOUR YEARS \***

	<u>2020</u>	<u>2019</u>	<u>2018</u>	<u>2017</u>
City's Proportion of the Net OPEB Liability	0.100176%	0.101935%	0.105090%	0.106310%
City's Proportionate Share of the Net OPEB Liability	\$ 13,836,908	\$ 13,289,918	\$ 11,412,000	\$ 10,737,671
City's Covered Payroll	\$ 14,612,705	\$ 14,771,895	\$ 14,885,647	\$ 14,691,232
City's Proportionate Share of the Net OPEB Liability as a Percentage of its Covered Payroll	94.69%	89.97%	76.66%	73.09%
Plan Fiduciary Net Position as a Percentage of the Total OPEB Liability	47.80%	46.33%	54.14%	54.04%

(1) Information prior to 2017 is not available. Schedule is intended to show ten years of information, and additional years' will be displayed as it becomes available.

Amounts presented as of the City's measurement date, which is the prior calendar year end.

See accompanying notes to the required supplementary information

**CITY OF MENTOR, OHIO**

**REQUIRED SUPPLEMENTARY INFORMATION  
SCHEDULE OF THE CITY'S PROPORTIONATE SHARE OF THE NET OPEB LIABILITY  
OHIO POLICE AND FIRE PENSION FUND  
LAST FOUR YEARS \***

	<u>2020</u>	<u>2019</u>	<u>2018</u>	<u>2017</u>
City's Proportion of the Net OPEB Liability	0.5898451%	0.6059960%	0.6193291%	0.6213200%
City's Proportionate Share of the Net OPEB Liability	\$ 5,826,330	\$ 5,518,523	\$ 35,090,321	\$ 29,492,663
City's Covered Payroll	\$ 13,969,117	\$ 13,760,500	\$ 13,602,195	\$ 13,484,708
City's Proportionate Share of the Net OPEB Liability as a Percentage of its Covered Payroll	41.71%	40.10%	257.98%	218.71%
Plan Fiduciary Net Position as a Percentage of the Total OPEB Liability	47.08%	46.57%	14.13%	15.96%

(1) Information prior to 2017 is not available. Schedule is intended to show ten years of information, and additional years' will be displayed as it becomes available.

Amounts presented as of the City's measurement date, which is the prior calendar year end.

See accompanying notes to the required supplementary information



**CITY OF MENTOR**

**REQUIRED SUPPLEMENTARY INFORMATION  
 SCHEDULE OF CITY CONTRIBUTIONS - OPEB  
 OHIO PUBLIC EMPLOYEES RETIREMENT SYSTEM  
 LAST SIX YEARS \***

	<u>2020</u>	<u>2019</u>	<u>2018</u>	<u>2017</u>	<u>2016</u>	<u>2015</u>
Contractually Required Contribution	\$ 24,001	\$ 23,768	\$ 21,558	\$ 163,838	\$ 304,497	\$ 283,325
Contributions in Relation to the Contractually Required Contribution	<u>(24,001)</u>	<u>(23,768)</u>	<u>(21,558)</u>	<u>(163,838)</u>	<u>(304,497)</u>	<u>(283,325)</u>
Contribution Deficiency (Excess)	<u>\$ -</u>	<u>\$ -</u>	<u>\$ -</u>	<u>\$ -</u>	<u>\$ -</u>	<u>\$ -</u>
City Covered Payroll	\$ 13,503,550	\$ 14,612,705	\$ 14,771,895	\$ 14,885,647	\$ 14,691,232	\$ 14,674,955
Contributions as a Percentage of Covered Payroll	0.18%	0.16%	0.15%	1.10%	2.07%	1.93%

**CITY OF MENTOR**

**REQUIRED SUPPLEMENTARY INFORMATION  
SCHEDULE OF CITY CONTRIBUTIONS - OPEB  
OHIO POLICE AND FIRE PENSION FUND  
LAST TEN YEARS**

	<u>2020</u>	<u>2019</u>	<u>2018</u>	<u>2017</u>	<u>2016</u>	<u>2015</u>	<u>2014</u>	<u>2013</u>	<u>2012</u>	<u>2011</u>
Contractually Required Contribution	\$ 70,747	\$ 69,845	\$ 68,802	\$ 68,011	\$ 67,034	\$ 65,554	\$ 62,869	\$ 432,505	\$ 831,109	\$ 795,072
Contributions in Relation to the Contractually Required Contribution	<u>(70,747)</u>	<u>(69,845)</u>	<u>(68,802)</u>	<u>(68,011)</u>	<u>(67,034)</u>	<u>(65,554)</u>	<u>(62,869)</u>	<u>(432,505)</u>	<u>(831,109)</u>	<u>(795,072)</u>
Contribution Deficiency (Excess)	<u>\$ -</u>	<u>\$ -</u>	<u>\$ -</u>	<u>\$ -</u>	<u>\$ -</u>	<u>\$ -</u>	<u>\$ -</u>	<u>\$ -</u>	<u>\$ -</u>	<u>\$ -</u>
City Covered Payroll	\$ 14,149,519	\$ 13,969,117	\$ 13,760,500	\$ 13,602,195	\$ 13,484,708	\$ 13,111,096	\$ 12,466,108	\$ 14,900,646	\$ 12,324,407	\$ 11,789,997
Contributions as a Percentage of Covered Payroll	0.50%	0.50%	0.50%	0.50%	0.50%	0.50%	0.50%	3.62%	6.75%	6.75%

# CITY OF MENTOR, OHIO

## NOTES TO THE REQUIRED SUPPLEMENTARY INFORMATION YEAR ENDED DECEMBER 31, 2020

---

### **OHIO PUBLIC EMPLOYEES RETIREMENT SYSTEM (OPERS)**

#### ***Net Pension Liability***

*Changes in benefit terms:* There were no changes in benefit terms from the amounts reported for 2014-2020.

*Changes in assumptions:* There were no changes in methods and assumptions used in the calculation of actuarial determined contributions for 2014-2017. For 2018, the following changes of assumptions affected the total pension liability since the prior measurement date: (a) the investment rate of return was reduced from 8.25 percent to 8.00 percent (b) the projected salary increases was reduced from 4.25% to 3.75% (c) the payroll increases was reduced from 3.75% to 3.25% (d) the inflation assumptions was reduced from 3.25% to 2.75% (e) the cost of living adjustments was reduced from 2.60% to 2.20% (f) rates of withdrawal, disability and service retirement were updated to reflect recent experience (g) mortality rates were updated to the RP-2014 Total Employee and Health Annuitant Mortality Table, adjusted for mortality improvement back to the observant period base year of 2006 and then established the base year as 2016 (h) mortality rates used in evaluating disability allowances were updated to the RP-2014 Disabled Mortality tables, adjusted for mortality improvement back to the observation base year of 2006 and a base year of 2016. For 2019-2020, there have been no OP&F pension plan amendments adopted or changes in assumptions between the measurement date and the report date that would have impacted the actuarial valuation of the pension plan as of the measurement date.

#### ***Net OPEB Liability***

*Changes in benefit terms:* There were no changes in benefit terms from the amounts reported for 2018-2020.

*Changes in assumptions:* For 2018, the single discount rate changed from 4.23% to 3.85%. For 2019, the following changes of assumptions affected the total OPEB liability since the prior measurement date: (a) the expected investment return was reduced from 6.50% to 6.00% (b) In January 2019, the Board adopted changes to health care coverage for Medicare and pre-Medicare retirees. It will include discontinuing the PPO plan for pre-Medicare retirees and replacing it with a monthly allowance to help participants pay for a health care plan of their choosing. The base allowance for Medicare eligible retirees will be reduced. The specific effect of these changes on the net OPEB liability and OPEB expense are unknown at this time (c) the single discount rate changed from 3.85% to 3.96%. For 2020, the following changes of assumptions affected the total OPEB liability since the prior measurement date: (a) the single discount rate changed from 3.96% to 3.16%.

### **OHIO POLICE AND FIRE (OP&F) PENSION FUND**

#### ***Net Pension Liability***

*Changes in benefit terms:* There were no changes in benefit terms from the amounts reported for 2014-2020.

# CITY OF MENTOR, OHIO

## NOTES TO THE REQUIRED SUPPLEMENTARY INFORMATION YEAR ENDED DECEMBER 31, 2020

---

*Changes in assumptions:* There were no changes in methods and assumptions used in the calculation of actuarial determined contributions for 2014-2017. For 2018, the following changes of assumptions affected the total pension liability since the prior measurement date: (a) the investment rate of return was reduced from 8.25 percent to 8.00 percent (b) the projected salary increases was reduced from 4.25% to 3.75% (c) the payroll increases was reduced from 3.75% to 3.25% (d) the inflation assumptions was reduced from 3.25% to 2.75% (e) the cost of living adjustments was reduced from 2.60% to 2.20% (f) rates of withdrawal, disability and service retirement were updated to reflect recent experience (g) mortality rates were updated to the RP-2014 Total Employee and Health Annuitant Mortality Table, adjusted for mortality improvement back to the observant period base year of 2006 and then established the base year as 2016 (h) mortality rates used in evaluating disability allowances were updated to the RP-2014 Disabled Mortality tables, adjusted for mortality improvement back to the observation base year of 2006 and a base year of 2016. For 2019-2020, there have been no OP&F pension plan amendments adopted or changes in assumptions between the measurement date and the report date that would have impacted the actuarial valuation of the pension plan as of the measurement date.

### ***Net OPEB Liability***

*Changes in benefit terms:* There were no changes in benefit terms from the amounts reported for 2018 and 2020. For 2019, see below regarding changes to stipend-based model.

*Changes in assumptions:* For 2018, the single discount rate changed from 3.79 percent to 3.24 percent. For 2019, the changes of assumptions were: (a) beginning January 1, 2019 OP&F changed its retiree health care model and the current self-insured health care plan is no longer offered. In its place will be a stipend-based health care model. OP&F has contracted with a vendor who will assist eligible retirees in choosing health care plans from their marketplace (both Medicare-eligible and pre-Medicare populations). A stipend funded by OP&F will be placed in individual Health Reimbursement Accounts that retirees will use to be reimbursed for health care expenses. As a result of changing from the current health care model to the stipend-based health care model, management expects that it will be able to provide stipends to eligible participants for the next 15 years (b) beginning in 2020 the Board approved a change to the Deferred Retirement Option Plan. The minimum interest rate accruing will be 2.5% (c) the single discount rate changed from 3.24% to 4.66%. For 2020, the single discount rate changed from 4.66% to 3.56%.

**CITY OF MENTOR, OHIO**  
**GENERAL FUND**  
**SCHEDULE OF REVENUES AND EXPENDITURES - BUDGET AND ACTUAL**  
**(NON-GAAP BUDGETARY BASIS)**  
**Year Ended December 31, 2020**

	<u>Final Budget</u>	<u>Actual</u>	<u>Variance - Positive (Negative)</u>
<b>REVENUES:</b>			
Property taxes	\$ 1,721,000	\$ 1,736,414	\$ 15,414
Municipal income tax	44,300,000	45,647,977	1,347,977
Intergovernmental	1,950,600	1,979,824	29,224
Charges for services	6,554,800	5,082,725	(1,472,075)
Fines and forfeitures	921,500	665,828	(255,672)
Licenses, permits and inspections	1,659,500	1,496,639	(162,861)
Investment income	700,000	632,217	(67,783)
Other	79,000	384,645	305,645
Total revenues	<u>57,886,400</u>	<u>57,626,269</u>	<u>(260,131)</u>
<b>EXPENDITURES:</b>			
<b>GENERAL GOVERNMENT:</b>			
Council:			
Employee compensation	196,111	182,773	13,338
Other	177,885	105,621	72,264
Total council	<u>373,996</u>	<u>288,394</u>	<u>85,602</u>
Court:			
Employee compensation	926,978	777,778	149,200
Other	274,606	180,466	94,140
Total court	<u>1,201,584</u>	<u>958,244</u>	<u>243,340</u>
City manager:			
Employee compensation	1,423,377	1,151,033	272,344
Other	2,361,843	1,944,855	416,988
Total city manager	<u>3,785,220</u>	<u>3,095,888</u>	<u>689,332</u>
Finance:			
Employee compensation	748,162	642,757	105,405
Other	2,274,120	1,645,651	628,469
Total finance	<u>3,022,282</u>	<u>2,288,408</u>	<u>733,874</u>
Legal:			
Employee compensation	384,432	308,933	75,499
Other	190,394	84,553	105,841
Total legal	<u>574,826</u>	<u>393,486</u>	<u>181,340</u>
Other	<u>1,143,765</u>	<u>630,586</u>	<u>513,179</u>
Total general government	<u>10,101,673</u>	<u>7,655,006</u>	<u>2,446,667</u>

Continued

**CITY OF MENTOR, OHIO**  
**GENERAL FUND**  
**SCHEDULE OF REVENUES AND EXPENDITURES - BUDGET AND ACTUAL**  
**(NON-GAAP BUDGETARY BASIS)**  
**Year Ended December 31, 2020**

	<u>Final Budget</u>	<u>Actual</u>	<u>Variance - Positive (Negative)</u>
<b>POLICE:</b>			
Employee compensation	\$ 8,602,822	\$ 6,725,708	\$ 1,877,114
Other	2,964,865	2,477,426	487,439
Total police	<u>11,567,687</u>	<u>9,203,134</u>	<u>2,364,553</u>
<b>FIRE:</b>			
Employee compensation	6,702,766	5,570,627	1,132,139
Other	2,568,495	2,215,990	352,505
Total fire	<u>9,271,261</u>	<u>7,786,617</u>	<u>1,484,644</u>
<b>STREETS AND HIGHWAYS:</b>			
Employee compensation	3,937,458	3,164,925	772,533
Other	5,002,941	3,777,674	1,225,267
Total streets and highways	<u>8,940,399</u>	<u>6,942,599</u>	<u>1,997,800</u>
<b>PARKS AND RECREATION:</b>			
Employee compensation	3,923,391	2,651,903	1,271,488
Other	6,983,405	3,460,293	3,523,112
Total parks, recreation and public facilities	<u>10,906,796</u>	<u>6,112,196</u>	<u>4,794,600</u>
<b>PLANNING AND DEVELOPMENT:</b>			
Employee compensation	913,388	746,377	167,011
Other	6,868,789	6,771,593	97,196
Total economic and community development	<u>7,782,177</u>	<u>7,517,970</u>	<u>264,207</u>
<b>ENGINEERING AND BUILDING:</b>			
Employee compensation	996,623	894,724	101,899
Other	1,815,796	997,271	818,525
Total engineering and building	<u>2,812,419</u>	<u>1,891,995</u>	<u>920,424</u>
<b>DEBT SERVICE:</b>			
Other	100,000	-	100,000
Total expenditures	<u>61,482,412</u>	<u>47,109,517</u>	<u>14,372,895</u>
Excess (deficiency) of revenues over expenditures	(3,596,012)	10,516,752	14,112,764
<b>OTHER FINANCING SOURCES (USES):</b>			
Advances in	14,100,000	14,316,832	216,832
Advances out	(14,816,000)	(14,788,863)	27,137
Transfers out	(7,756,235)	(6,762,109)	994,126
Total other financing sources (uses)	<u>(8,472,235)</u>	<u>(7,234,140)</u>	<u>1,238,095</u>
NET CHANGE IN FUND BALANCE	(12,068,247)	3,282,612	15,350,859
Adjustment for prior year encumbrances	4,950,272	4,950,272	-
FUND BALANCES, BEGINNING OF YEAR	<u>8,104,872</u>	<u>8,104,872</u>	<u>-</u>
FUND BALANCES, END OF YEAR	<u>\$ 986,897</u>	<u>\$ 16,337,756</u>	<u>\$ 15,350,859</u>

**CITY OF MENTOR, OHIO**  
**SPECIAL ASSESSMENT BOND RETIREMENT FUND**  
**SCHEDULE OF REVENUES AND EXPENDITURES - BUDGET AND ACTUAL**  
**(NON-GAAP BUDGETARY BASIS)**  
**Year Ended December 31, 2020**

	<u>Final Budget</u>	<u>Actual</u>	<u>Variance - Positive (Negative)</u>
<b>REVENUES:</b>			
Special assessments	\$ 1,024,278	\$ 926,076	\$ (98,202)
<b>EXPENDITURES:</b>			
Debt service:			
Principal retirement	781,000	780,966	34
Interest and other charges	280,785	280,622	163
Total expenditures	<u>1,061,785</u>	<u>1,061,588</u>	<u>197</u>
Excess (deficiency) of revenues over expenditures	(37,507)	(135,512)	(98,005)
<b>OTHER FINANCING SOURCES (USES):</b>			
Advances in	-	200,000	200,000
Transfers in	75,000	-	(75,000)
Advances out	(60,000)	(60,000)	-
Total other financing sources	<u>15,000</u>	<u>140,000</u>	<u>125,000</u>
NET CHANGE IN FUND BALANCE	(22,507)	4,488	26,995
FUND BALANCES, BEGINNING OF YEAR	<u>22,672</u>	<u>22,672</u>	<u>-</u>
FUND BALANCES, END OF YEAR	<u>\$ 165</u>	<u>\$ 27,160</u>	<u>\$ 26,995</u>

# CITY OF MENTOR, OHIO

## NONMAJOR GOVERNMENTAL FUNDS

### SPECIAL REVENUE FUNDS

Special revenue funds are used to account for specific revenues that are restricted or committed to expenditures for particular purposes. The City's special revenue funds are described below:

Street Fund	Required by the Ohio Revised Code to account for that portion of the motor vehicle registration fees and state gasoline tax restricted for the construction, maintenance, and repairs of streets and highways.
TIF Fund	To account for the monies received through tax increment financing to finance the construction of public infrastructure improvements which will benefit new commercial and industrial development.
Police Pension Fund	To accumulate property taxes levied toward partial payment of the current liability for police disability and pension benefits.
Fire Pension Fund	To accumulate property taxes levied toward partial payment of the current liability for fire fighters' disability and pension benefits.
Fire Levy Fund	To accumulate property taxes levied for the purpose of providing and maintaining fire equipment and for the payment of salaries and expenses of permanent and part-time firefighters.
Senior Citizens Services Levy Fund	To account for property taxes levied by Lake County and distributed to the City for the purpose of providing funding for senior citizen projects and operating costs of the City's Senior Citizens Center.
Community Recreation Facilities Fund	To provide funds for projects relating to recreational facilities.
Cemetery Fund	To account for monies received from the sale of cemetery lots and restricted for the enlargement, improvement, embellishment, and care of cemetery grounds.



**SPECIAL REVENUE FUNDS (Continued)**

Economic Development Fund	To account for monies paid to the City in conjunction with the Mentor Economic Assistance Corporation, as certified by the Small Business Administration.
Subdivision Street Tree Fund	To accumulate subdivision fees to be used for planting trees to beautify the City.
Street Lighting Fund	To accumulate street lighting assessment revenues levied for payment of current street lighting operating costs.
Court Computer Fund	To accumulate fees collected for computerization of the Mentor Municipal Court.
Court Special Projects Fund	To accumulate filing fees collected for special projects of the Mentor Municipal Court.
Enforcement and Education Fund	To account for fines received from the Mentor Municipal Court to be used by the Mentor Police Department to cover costs incurred in enforcing DUI laws and educating the public regarding such laws.
Court Probation Services Fund	To accumulate probation fees collected for the operation of Mentor Municipal Court's Probation Department.
Indigent Driver Alcohol Treatment Fund	To account for fines and fees received from the Mentor Municipal Court and the Ohio Department of Alcohol and Drug Addiction Services for the purpose of providing indigent drivers with alcohol and/or drug treatment.
Indigent Driver Alcohol Monitoring Fund	To account for fines and fees received from the Mentor Municipal Court and the Ohio Department of Alcohol and Drug Addiction Services for the purpose of providing indigent drivers with alcohol and/or drug monitoring devices.
Law Enforcement Trust Fund	To account for monies received from the seizure and sale of contraband and property used in criminal activity.

## **SPECIAL REVENUE FUNDS (Continued)**

Payroll Stabilization Fund	To account for the accumulation of resources for non-routine expenditures for payment of termination benefits and for the payment of salaries during any fiscal year when the number of pay periods exceeds the usual and customary number of pay periods. This fund is combined with General Fund on a GAAP basis as a result of the implementation of GASB-S54.
Police Canine Fund	To account for monies received for the Police Department's canine unit.
Seat Belt Grant Fund	To account for monies received from the Ohio Department of Highway Safety for the encouragement of seat belt use.
VOCA Victims Assistance Grant Fund	To account for monies received from the Crime Victims Assistance Office to assist victims of crime.
Local Coronavirus Relief Fund	To account for monies received from the Federal Government through the Coronavirus Relief Aid, Relief, and Economic Securities Act for expenditures related to COVID-19 that were not accounted for in the City's budget.
CDBG NSP Fund	To account for monies received from the U.S. Department of Housing and Urban Development for neighborhood stabilization.
Community Development Block Grant Fund	To account for monies received from the U.S. Department of Housing and Urban Development for various community development block grant programs.
Forfeited Property–U.S. Department of Justice Fund	To account for shared federally forfeited property proceeds received from the U.S. Department of Justice.
Council Donation Fund	To account for donations from various sources and individuals to be used to support specific purposes or programs provided by City Council.
Police Donation Fund	To account for donations from various sources and individuals to be used to support specific purposes or programs provided by the Police Department.
Fire Donation Fund	To account for donations from various sources and individuals to be used to support specific purposes or programs provided by the Fire Department.

## **SPECIAL REVENUE FUNDS (Continued)**

Parks and Recreation Donation Fund	To account for donations from various sources and individuals to be used to support specific purposes or programs provided by the Parks and Recreation Department.
Senior Citizens Activities Fund	To account for donations and user fees from various sources and individuals to be used to support specific purposes provided by the Mentor Senior Citizens Center. This fund is combined with General Fund on a GAAP basis as a result of the implementation of GASB-S54.
Cultural Fund	To account for donations and user fees from various sources and individuals to be used to support specific purposes or programs provided by the Wildwood Cultural Center. This fund is combined with General Fund on a GAAP basis as a result of the implementation of GASB-S54.
Beautification Fund	To account for donations and user fees from various sources and individuals to be used to support specific purposes or programs provided by the City of Mentor's Beautification Commission. This fund is combined with General Fund on a GAAP basis as a result of the implementation of GASB-S54.
Local Grant Fund	To account for the financing of various small local grants.

## **DEBT SERVICE FUNDS**

General Obligation Bond Retirement Fund	To accumulate property taxes levied toward payment of outstanding general obligation debt.
---	--

## **CAPITAL PROJECT FUNDS**

Plaza Boulevard Extension Fund	To account for the financing of the extension of Plaza Boulevard between Mentor Avenue and St. Clair Avenue.
Amphitheater Fund	To account for the financing of construction of a new amphitheater at Civic Center Park.
Springbrook Park Fund	To account for the financing of construction and improvements made to the property purchased by the City in 2014 for the purpose of developing a new park.
Woodnorton Way Fund	To account for the financing of construction of a new road.

## **CAPITAL PROJECT FUNDS (Continued)**

Two-Town Detention Basin Fund	To account for the financing of the construction of a detention basin to attenuate peak flows in Two-Town Ditch and reduce flooding for residential property downstream.
Rice Detention Basin Fund	To account for the financing of the construction of a detention basin at the former Rice Elementary School property to reduce flooding for residential property.
Marigold Road Fund	To account for the financing of the reconstruction and/or rehabilitation for failing Marigold Road in the Headlands Area.
Headlands Street Rehab Orchard Road	To account for the financing of Headlands street rehab for Orchard Road.
Emergency Regional Response Facility Fund	To account for the financing of the Emergency Regional Response Facility.
Belle Meadow Road Fund	To account for the financing of reconstruction and/or rehabilitation for Belle Meadow Road in the Headlands area.
Hendricks/Hopkins Resurfacing Fund	To account for the financing of resurfacing of the Hendricks/Hopkins Road area.
SR615 Resurfacing Fund	To account for the financing of resurfacing of SR615.
Lake Overlook Reconstruction Fund	To account for the financing of reconstruction and/or rehabilitation for Lake Overlook Drive in the Headlands area.
Stockbridge Dartmoor Storm Sewer Improvement Fund	To account for the financing of reconstruction and/or rehabilitation of Stockbridge and Dartmoor Roads.
Brooksdale Road Fund	To account for the financing of rehabilitation for Brooksdale Road in the Headlands area.
State Grants – Other Fund	To account for the financing of various small state grants.
US20 Widening and Resurfacing Fund	To account for the financing of widening and resurfacing US20 from SR615 to just east of the intersection at Hart Street.
Hopkins Resurfacing Market/Mentor Fund	To account for the financing of resurfacing Hopkins Road from Market Street to Mentor Avenue.

**CAPITAL PROJECT FUNDS (Continued)**

Tyler Resurfacing SR615 to Heisley Fund

To account for the financing of resurfacing Tyler Boulevard. from SR615 to Heisley Road.

Federal Grants – Other Fund

To account for the financing of various small federal grants.

**CITY OF MENTOR, OHIO  
 COMBINING GOVERNMENTAL BALANCE SHEET  
 NONMAJOR GOVERNMENTAL FUNDS  
 SUMMARY BY FUND TYPE  
 December 31, 2020**

	Special revenue funds	Debt service funds	Capital projects funds	Total Nonmajor Governmental Funds
<b>ASSETS</b>				
Cash and investments	\$ 9,303,527	\$ 720,691	\$ 11,922,750	\$ 21,946,968
Receivables, net	3,228,400	1,818,207	-	5,046,607
Due from other funds	5,123	210,996	-	216,119
Due from other governments	3,302,795	104,629	320,413	3,727,837
Prepaid items	1,968	-	-	1,968
Total assets	<u>\$ 15,841,813</u>	<u>\$ 2,854,523</u>	<u>\$ 12,243,163</u>	<u>\$ 30,939,499</u>
<b>LIABILITIES</b>				
Accounts Payable	\$ 233,401	\$ -	\$ 630,112	\$ 863,513
Due to other funds	2,367,509	-	10,700,331	13,067,840
Total liabilities	<u>2,600,910</u>	<u>-</u>	<u>11,330,443</u>	<u>13,931,353</u>
<b>DEFERRED INFLOWS OF RESOURCES</b>				
Property tax	2,654,708	1,742,655	-	4,397,363
PILOT	1,500,000	-	-	1,500,000
Unavailable Revenue - Delinquent property tax	114,855	75,552	-	190,407
Unavailable Revenue - Other	367,158	-	-	367,158
Unavailable Revenue - Shared revenue	1,247,037	104,629	-	1,351,666
Unavailable Revenue - Special Assessment	51,140	-	-	51,140
Total deferred inflow of resources	<u>5,934,898</u>	<u>1,922,836</u>	<u>-</u>	<u>7,857,734</u>
Total liabilities and deferred inflows of resources	<u>8,535,808</u>	<u>1,922,836</u>	<u>11,330,443</u>	<u>21,789,087</u>
<b>FUND BALANCES (DEFICITS)</b>				
Nonspendable	1,968	-	-	1,968
Restricted	7,899,748	931,687	4,188,644	13,020,079
Committed	585,484	-	-	585,484
Unassigned	(1,181,195)	-	(3,275,924)	(4,457,119)
Total fund balances (deficits)	<u>\$ 7,306,005</u>	<u>\$ 931,687</u>	<u>\$ 912,720</u>	<u>\$ 9,150,412</u>
Total liabilities and fund balances (deficits)	<u>\$ 15,841,813</u>	<u>\$ 2,854,523</u>	<u>\$ 12,243,163</u>	<u>\$ 30,939,499</u>

**CITY OF MENTOR, OHIO  
COMBINING BALANCE SHEET  
NONMAJOR SPECIAL REVENUE FUNDS  
December 31, 2020**

	Street	TIF	Police Pension	Fire Pension
<b>ASSETS</b>				
Cash and investments	\$ 943,753	\$ 1,741,342	\$ 46,418	\$ 46,418
Receivables, net	-	-	419,584	419,584
Due from other funds	-	-	-	-
Due from other governments	1,617,431	1,500,000	24,145	24,145
Prepaid items	-	-	-	-
Total assets	<u>\$ 2,561,184</u>	<u>\$ 3,241,342</u>	<u>\$ 490,147</u>	<u>\$ 490,147</u>
<b>LIABILITIES</b>				
Accounts Payable	\$ 59,044	\$ 30,557	\$ -	\$ -
Due to other funds	-	210,996	-	-
Total liabilities	<u>59,044</u>	<u>241,553</u>	<u>-</u>	<u>-</u>
<b>DEFERRED INFLOWS OF RESOURCES</b>				
Property tax	-	-	402,152	402,152
PILOT	-	1,500,000	-	-
Unavailable Revenue - Delinquent property tax	-	-	17,432	17,432
Unavailable Revenue - Other	-	-	-	-
Unavailable Revenue - Shared revenue	1,084,541	-	24,145	24,145
Unavailable Revenue - Special Assessment	-	-	-	-
Total deferred inflow of resources	<u>1,084,541</u>	<u>1,500,000</u>	<u>443,729</u>	<u>443,729</u>
Total liabilities and deferred inflows of resources	<u>1,143,585</u>	<u>1,741,553</u>	<u>443,729</u>	<u>443,729</u>
<b>FUND BALANCES (DEFICITS)</b>				
Nonspendable	-	-	-	-
Restricted	1,417,599	1,499,789	46,418	46,418
Committed	-	-	-	-
Unassigned	-	-	-	-
Total fund balances (deficits)	<u>\$ 1,417,599</u>	<u>\$ 1,499,789</u>	<u>\$ 46,418</u>	<u>\$ 46,418</u>
Total liabilities and fund balances (deficits)	<u>\$ 2,561,184</u>	<u>\$ 3,241,342</u>	<u>\$ 490,147</u>	<u>\$ 490,147</u>

Continued

**CITY OF MENTOR, OHIO  
COMBINING BALANCE SHEET  
NONMAJOR SPECIAL REVENUE FUNDS  
December 31, 2020**

	Fire Levy	Senior Citizens Service Levy	Community Recreation Facilities	Cemetery
<b>ASSETS</b>				
Cash and investments	\$ 3,200,263	\$ 390,215	\$ 532,603	\$ 143,929
Receivables, net	1,928,124	-	49,760	-
Due from other funds	2,271	-	-	-
Due from other governments	109,206	12,787	-	-
Prepaid items	-	-	-	-
Total assets	<u>\$ 5,239,864</u>	<u>\$ 403,002</u>	<u>\$ 582,363</u>	<u>\$ 143,929</u>
<b>LIABILITIES</b>				
Accounts Payable	\$ 9,352	\$ 9,513	\$ -	\$ 121,183
Due to other funds	-	-	-	-
Total liabilities	<u>9,352</u>	<u>9,513</u>	<u>-</u>	<u>121,183</u>
<b>DEFERRED INFLOWS OF RESOURCES</b>				
Property tax	1,850,404	-	-	-
PILOT	-	-	-	-
Unavailable Revenue - Delinquent property tax	79,991	-	-	-
Unavailable Revenue - Other	-	-	19,377	-
Unavailable Revenue - Shared revenue	109,206	-	-	-
Unavailable Revenue - Special Assessment	-	-	-	-
Total deferred inflow of resources	<u>2,039,601</u>	<u>-</u>	<u>19,377</u>	<u>-</u>
Total liabilities and deferred inflows of resources	<u>2,048,953</u>	<u>9,513</u>	<u>19,377</u>	<u>121,183</u>
<b>FUND BALANCES (DEFICITS)</b>				
Nonspendable	-	-	-	-
Restricted	3,190,911	393,489	-	22,746
Committed	-	-	562,986	-
Unassigned	-	-	-	-
Total fund balances (deficits)	<u>\$ 3,190,911</u>	<u>\$ 393,489</u>	<u>\$ 562,986</u>	<u>\$ 22,746</u>
Total liabilities and fund balances (deficits)	<u>\$ 5,239,864</u>	<u>\$ 403,002</u>	<u>\$ 582,363</u>	<u>\$ 143,929</u>

Continued



**CITY OF MENTOR, OHIO  
COMBINING BALANCE SHEET  
NONMAJOR SPECIAL REVENUE FUNDS  
December 31, 2020**

	Economic Development	Subdivision Street Tree	Street Lighting	Court Computer
<b>ASSETS</b>				
Cash and investments	\$ 53,463	\$ 22,498	\$ 663,657	\$ 98,515
Receivables, net	-	-	48,288	3,090
Due from other funds	-	-	2,852	-
Due from other governments	-	-	-	-
Prepaid items	-	-	-	1,968
Total assets	<u>\$ 53,463</u>	<u>\$ 22,498</u>	<u>\$ 714,797</u>	<u>\$ 103,573</u>
<b>LIABILITIES</b>				
Accounts Payable	\$ -	\$ -	\$ -	\$ -
Due to other funds	-	-	1,500,000	-
Total liabilities	<u>-</u>	<u>-</u>	<u>1,500,000</u>	<u>-</u>
<b>DEFERRED INFLOWS OF RESOURCES</b>				
Property tax	-	-	-	-
PILOT	-	-	-	-
Unavailable Revenue - Delinquent property tax	-	-	-	-
Unavailable Revenue - Other	-	-	-	-
Unavailable Revenue - Shared revenue	-	-	-	-
Unavailable Revenue - Special Assessment	-	-	51,140	-
Total deferred inflow of resources	<u>-</u>	<u>-</u>	<u>51,140</u>	<u>-</u>
Total liabilities and deferred inflows of resources	<u>-</u>	<u>-</u>	<u>1,551,140</u>	<u>-</u>
<b>FUND BALANCES (DEFICITS)</b>				
Nonspendable	-	-	-	1,968
Restricted	53,463	-	-	101,605
Committed	-	22,498	-	-
Unassigned	-	-	(836,343)	-
Total fund balances (deficits)	<u>\$ 53,463</u>	<u>\$ 22,498</u>	<u>\$ (836,343)</u>	<u>\$ 103,573</u>
Total liabilities and fund balances (deficits)	<u>\$ 53,463</u>	<u>\$ 22,498</u>	<u>\$ 714,797</u>	<u>\$ 103,573</u>

Continued

**CITY OF MENTOR, OHIO  
COMBINING BALANCE SHEET  
NONMAJOR SPECIAL REVENUE FUNDS  
December 31, 2020**

	Court Special Projects	Enforcement and Education	Court Probation Services	Indigent Driver Alcohol Treatment
<b>ASSETS</b>				
Cash and investments	\$ 222,308	\$ 19,575	\$ 87,626	\$ 68,730
Receivables, net	6,164	1,059	3,308	299
Due from other funds	-	-	-	-
Due from other governments	-	-	-	5,000
Prepaid items	-	-	-	-
Total assets	<u>\$ 228,472</u>	<u>\$ 20,634</u>	<u>\$ 90,934</u>	<u>\$ 74,029</u>
<b>LIABILITIES</b>				
Accounts Payable	\$ -	\$ -	\$ -	\$ -
Due to other funds	-	-	-	-
Total liabilities	<u>-</u>	<u>-</u>	<u>-</u>	<u>-</u>
<b>DEFERRED INFLOWS OF RESOURCES</b>				
Property tax	-	-	-	-
PILOT	-	-	-	-
Unavailable Revenue - Delinquent property tax	-	-	-	-
Unavailable Revenue - Other	-	-	-	-
Unavailable Revenue - Shared revenue	-	-	-	5,000
Unavailable Revenue - Special Assessment	-	-	-	-
Total deferred inflow of resources	<u>-</u>	<u>-</u>	<u>-</u>	<u>5,000</u>
Total liabilities and deferred inflows of resources	<u>-</u>	<u>-</u>	<u>-</u>	<u>5,000</u>
<b>FUND BALANCES (DEFICITS)</b>				
Nonspendable	-	-	-	-
Restricted	228,472	20,634	90,934	69,029
Committed	-	-	-	-
Unassigned	-	-	-	-
Total fund balances (deficits)	<u>\$ 228,472</u>	<u>\$ 20,634</u>	<u>\$ 90,934</u>	<u>\$ 69,029</u>
Total liabilities and fund balances (deficits)	<u>\$ 228,472</u>	<u>\$ 20,634</u>	<u>\$ 90,934</u>	<u>\$ 74,029</u>

Continued

**CITY OF MENTOR, OHIO  
COMBINING BALANCE SHEET  
NONMAJOR SPECIAL REVENUE FUNDS  
December 31, 2020**

	Indigent Driver Alcohol Monitoring	Law Enforcement Trust	Police Canine	Seat Belt Grant
<b>ASSETS</b>				
Cash and investments	\$ 128,212	\$ 82,203	\$ 16,828	\$ -
Receivables, net	1,164	195	-	-
Due from other funds	-	-	-	-
Due from other governments	-	-	-	-
Prepaid items	-	-	-	-
Total assets	<u>\$ 129,376</u>	<u>\$ 82,398</u>	<u>\$ 16,828</u>	<u>\$ -</u>
<b>LIABILITIES</b>				
Accounts Payable	\$ -	\$ -	\$ -	\$ -
Due to other funds	-	-	-	-
Total liabilities	<u>-</u>	<u>-</u>	<u>-</u>	<u>-</u>
<b>DEFERRED INFLOWS OF RESOURCES</b>				
Property tax	-	-	-	-
PILOT	-	-	-	-
Unavailable Revenue - Delinquent property tax	-	-	-	-
Unavailable Revenue - Other	-	-	-	-
Unavailable Revenue - Shared revenue	-	-	-	-
Unavailable Revenue - Special Assessment	-	-	-	-
Total deferred inflow of resources	<u>-</u>	<u>-</u>	<u>-</u>	<u>-</u>
Total liabilities and deferred inflows of resources	<u>-</u>	<u>-</u>	<u>-</u>	<u>-</u>
<b>FUND BALANCES (DEFICITS)</b>				
Nonspendable	-	-	-	-
Restricted	129,376	82,398	16,828	-
Committed	-	-	-	-
Unassigned	-	-	-	-
Total fund balances (deficits)	<u>\$ 129,376</u>	<u>\$ 82,398</u>	<u>\$ 16,828</u>	<u>\$ -</u>
Total liabilities and fund balances (deficits)	<u>\$ 129,376</u>	<u>\$ 82,398</u>	<u>\$ 16,828</u>	<u>\$ -</u>

Continued

**CITY OF MENTOR, OHIO  
COMBINING BALANCE SHEET  
NONMAJOR SPECIAL REVENUE FUNDS  
December 31, 2020**

	VOCA Victims Assistance Grant	Local Coronavirus Relief Fund	CDBG NSP	Community Development Block Grant
<b>ASSETS</b>				
Cash and investments	\$ 160	\$ 6,629	\$ -	\$ 708,421
Receivables, net	-	-	-	-
Due from other funds	-	-	-	-
Due from other governments	9,535	-	-	546
Prepaid items	-	-	-	-
Total assets	<u>\$ 9,695</u>	<u>\$ 6,629</u>	<u>\$ -</u>	<u>\$ 708,967</u>
<b>LIABILITIES</b>				
Accounts Payable	\$ -	\$ 3,752	\$ -	\$ -
Due to other funds	-	-	-	304,902
Total liabilities	<u>-</u>	<u>3,752</u>	<u>-</u>	<u>304,902</u>
<b>DEFERRED INFLOWS OF RESOURCES</b>				
Property tax	-	-	-	-
PILOT	-	-	-	-
Unavailable Revenue - Delinquent property tax	-	-	-	-
Unavailable Revenue - Other	-	-	-	-
Unavailable Revenue - Shared revenue	-	-	-	-
Unavailable Revenue - Special Assessment	-	-	-	-
Total deferred inflow of resources	<u>-</u>	<u>-</u>	<u>-</u>	<u>-</u>
Total liabilities and deferred inflows of resources	<u>-</u>	<u>3,752</u>	<u>-</u>	<u>304,902</u>
<b>FUND BALANCES (DEFICITS)</b>				
Nonspendable	-	-	-	-
Restricted	9,695	2,877	-	404,065
Committed	-	-	-	-
Unassigned	-	-	-	-
Total fund balances (deficits)	<u>\$ 9,695</u>	<u>\$ 2,877</u>	<u>\$ -</u>	<u>\$ 404,065</u>
Total liabilities and fund balances (deficits)	<u>\$ 9,695</u>	<u>\$ 6,629</u>	<u>\$ -</u>	<u>\$ 708,967</u>

Continued

**CITY OF MENTOR, OHIO  
COMBINING BALANCE SHEET  
NONMAJOR SPECIAL REVENUE FUNDS  
December 31, 2020**

	Forfeited Property - U.S. Department of Justice	Council Donation	Police Donation	Fire Donation
<b>ASSETS</b>				
Cash and investments	\$ 55,357	\$ 274	\$ 13,831	\$ 767
Receivables, net	-	-	-	-
Due from other funds	-	-	-	-
Due from other governments	-	-	-	-
Prepaid items	-	-	-	-
Total assets	<u>\$ 55,357</u>	<u>\$ 274</u>	<u>\$ 13,831</u>	<u>\$ 767</u>
<b>LIABILITIES</b>				
Accounts Payable	\$ -	\$ -	\$ -	\$ -
Due to other funds	-	-	-	-
Total liabilities	<u>-</u>	<u>-</u>	<u>-</u>	<u>-</u>
<b>DEFERRED INFLOWS OF RESOURCES</b>				
Property tax	-	-	-	-
PILOT	-	-	-	-
Unavailable Revenue - Delinquent property tax	-	-	-	-
Unavailable Revenue - Other	-	-	-	-
Unavailable Revenue - Shared revenue	-	-	-	-
Unavailable Revenue - Special Assessment	-	-	-	-
Total deferred inflow of resources	<u>-</u>	<u>-</u>	<u>-</u>	<u>-</u>
Total liabilities and deferred inflows of resources	<u>-</u>	<u>-</u>	<u>-</u>	<u>-</u>
<b>FUND BALANCES (DEFICITS)</b>				
Nonspendable	-	-	-	-
Restricted	55,357	274	13,831	767
Committed	-	-	-	-
Unassigned	-	-	-	-
Total fund balances (deficits)	<u>\$ 55,357</u>	<u>\$ 274</u>	<u>\$ 13,831</u>	<u>\$ 767</u>
Total liabilities and fund balances (deficits)	<u>\$ 55,357</u>	<u>\$ 274</u>	<u>\$ 13,831</u>	<u>\$ 767</u>

Continued

**CITY OF MENTOR, OHIO**  
**COMBINING BALANCE SHEET**  
**NONMAJOR SPECIAL REVENUE FUNDS**  
**December 31, 2020**

	Parks and Recreation Donation	Local Grants	Total Nonmajor Special revenue funds
<b>ASSETS</b>			
Cash and investments	\$ 2,773	\$ 6,759	\$ 9,303,527
Receivables, net	-	347,781	3,228,400
Due from other funds	-	-	5,123
Due from other governments	-	-	3,302,795
Prepaid items	-	-	1,968
Total assets	<u>\$ 2,773</u>	<u>\$ 354,540</u>	<u>\$ 15,841,813</u>
<b>LIABILITIES</b>			
Accounts Payable	\$ -	\$ -	\$ 233,401
Due to other funds	-	351,611	2,367,509
Total liabilities	<u>-</u>	<u>351,611</u>	<u>2,600,910</u>
<b>DEFERRED INFLOWS OF RESOURCES</b>			
Property tax	-	-	2,654,708
PILOT	-	-	1,500,000
Unavailable Revenue - Delinquent property tax	-	-	114,855
Unavailable Revenue - Other	-	347,781	367,158
Unavailable Revenue - Shared revenue	-	-	1,247,037
Unavailable Revenue - Special Assessment	-	-	51,140
Total deferred inflow of resources	<u>-</u>	<u>347,781</u>	<u>5,934,898</u>
Total liabilities and deferred inflows of resources	<u>-</u>	<u>699,392</u>	<u>8,535,808</u>
<b>FUND BALANCES (DEFICITS)</b>			
Nonspendable	-	-	1,968
Restricted	2,773	-	7,899,748
Committed	-	-	585,484
Unassigned	-	(344,852)	(1,181,195)
Total fund balances (deficits)	<u>\$ 2,773</u>	<u>\$ (344,852)</u>	<u>\$ 7,306,005</u>
Total liabilities and fund balances (deficits)	<u>\$ 2,773</u>	<u>\$ 354,540</u>	<u>\$ 15,841,813</u>

**CITY OF MENTOR, OHIO  
 COMBINING BALANCE SHEET  
 NONMAJOR DEBT SERVICE FUNDS  
 December 31, 2020**

	General Obligation Bond Retirement
<b>ASSETS</b>	
Cash and investments	\$ 720,691
Receivables, net	1,818,207
Due from other funds	210,996
Due from other governments	104,629
Total assets	<u>\$ 2,854,523</u>
<b>LIABILITIES</b>	
Total liabilities	<u>-</u>
<b>DEFERRED INFLOWS OF RESOURCES</b>	
Property tax	1,742,655
Unavailable Revenue - Delinquent property tax	75,552
Unavailable Revenue - Shared revenue	104,629
Total deferred inflow of resources	<u>1,922,836</u>
Total liabilities and deferred inflows of resources	<u>1,922,836</u>
<b>FUND BALANCES (DEFICITS)</b>	
Restricted	931,687
Total fund balances (deficits)	<u>\$ 931,687</u>
Total liabilities and fund balances (deficits)	<u>\$ 2,854,523</u>

**CITY OF MENTOR, OHIO  
COMBINING BALANCE SHEET  
NONMAJOR CAPITAL PROJECTS FUNDS  
December 31, 2020**

	Plaza Boulevard Extension	Amphitheater	Springbrook Park	Woodnorton Way
<b>ASSETS</b>				
Cash and investments	\$ -	\$ -	\$ 279,113	\$ 142,289
Due from other governments	-	-	673	-
Total assets	<u>\$ -</u>	<u>\$ -</u>	<u>\$ 279,786</u>	<u>\$ 142,289</u>
<b>LIABILITIES</b>				
Accounts Payable	\$ -	\$ -	\$ -	\$ 25,017
Due to other funds	-	1,112,425	1,000,000	751,000
Total liabilities	<u>-</u>	<u>1,112,425</u>	<u>1,000,000</u>	<u>776,017</u>
<b>DEFERRED INFLOWS OF RESOURCES</b>				
Total deferred inflow of resources	<u>-</u>	<u>-</u>	<u>-</u>	<u>-</u>
Total liabilities and deferred inflows of resources	<u>-</u>	<u>1,112,425</u>	<u>1,000,000</u>	<u>776,017</u>
<b>FUND BALANCES (DEFICITS)</b>				
Restricted	-	-	-	-
Unassigned	-	(1,112,425)	(720,214)	(633,728)
Total fund balances (deficits)	<u>\$ -</u>	<u>\$ (1,112,425)</u>	<u>\$ (720,214)</u>	<u>\$ (633,728)</u>
Total liabilities and fund balances (deficits)	<u>\$ -</u>	<u>\$ -</u>	<u>\$ 279,786</u>	<u>\$ 142,289</u>

Continued



**CITY OF MENTOR, OHIO  
 COMBINING BALANCE SHEET  
 NONMAJOR CAPITAL PROJECTS FUNDS  
 December 31, 2020**

	Two Town Detention Basin	Rice Detention Basin	Marigold Road	Headlands Street Rehab Orchard
<b>ASSETS</b>				
Cash and investments	\$ 218,841	\$ -	\$ -	\$ -
Due from other governments	-	-	-	-
Total assets	<u>\$ 218,841</u>	<u>\$ -</u>	<u>\$ -</u>	<u>\$ -</u>
<b>LIABILITIES</b>				
Accounts Payable	\$ -	\$ -	\$ -	\$ -
Due to other funds	-	-	-	-
Total liabilities	<u>-</u>	<u>-</u>	<u>-</u>	<u>-</u>
<b>DEFERRED INFLOWS OF RESOURCES</b>				
Total deferred inflow of resources	<u>-</u>	<u>-</u>	<u>-</u>	<u>-</u>
Total liabilities and deferred inflows of resources	<u>-</u>	<u>-</u>	<u>-</u>	<u>-</u>
<b>FUND BALANCES (DEFICITS)</b>				
Restricted	218,841	-	-	-
Unassigned	-	-	-	-
Total fund balances (deficits)	<u>\$ 218,841</u>	<u>\$ -</u>	<u>\$ -</u>	<u>\$ -</u>
Total liabilities and fund balances (deficits)	<u>\$ 218,841</u>	<u>\$ -</u>	<u>\$ -</u>	<u>\$ -</u>

Continued

**CITY OF MENTOR, OHIO  
COMBINING BALANCE SHEET  
NONMAJOR CAPITAL PROJECTS FUNDS  
December 31, 2020**

	Emergency Regional Response Facility	Belle Meadow Road	Hendricks Hopkins Resurfacing	SR615 Resurfacing
<b>ASSETS</b>				
Cash and investments	\$ 2,247,787	\$ 1,167,729	\$ -	\$ 824,576
Due from other governments	-	-	-	203,336
Total assets	<u>\$ 2,247,787</u>	<u>\$ 1,167,729</u>	<u>\$ -</u>	<u>\$ 1,027,912</u>
<b>LIABILITIES</b>				
Accounts Payable	\$ 348,669	\$ 18,729	\$ -	\$ 3,221
Due to other funds	-	750,000	-	1,208,000
Total liabilities	<u>348,669</u>	<u>768,729</u>	<u>-</u>	<u>1,211,221</u>
<b>DEFERRED INFLOWS OF RESOURCES</b>				
Total deferred inflow of resources	<u>-</u>	<u>-</u>	<u>-</u>	<u>-</u>
Total liabilities and deferred inflows of resources	<u>348,669</u>	<u>768,729</u>	<u>-</u>	<u>1,211,221</u>
<b>FUND BALANCES (DEFICITS)</b>				
Restricted	1,899,118	399,000	-	-
Unassigned	-	-	-	(183,309)
Total fund balances (deficits)	<u>\$ 1,899,118</u>	<u>\$ 399,000</u>	<u>\$ -</u>	<u>\$ (183,309)</u>
Total liabilities and fund balances (deficits)	<u>\$ 2,247,787</u>	<u>\$ 1,167,729</u>	<u>\$ -</u>	<u>\$ 1,027,912</u>

Continued

**CITY OF MENTOR, OHIO  
COMBINING BALANCE SHEET  
NONMAJOR CAPITAL PROJECTS FUNDS  
December 31, 2020**

	Lake Overlook Reconstruction	Stockbridge/ Dartmoor Storm Sewer Improvement	Brooksdale Road	State Grants - Other
<b>ASSETS</b>				
Cash and investments	\$ 1,507,298	\$ 866,589	\$ 1,601,230	\$ 97,867
Due from other governments	-	-	-	90,000
Total assets	<u>\$ 1,507,298</u>	<u>\$ 866,589</u>	<u>\$ 1,601,230</u>	<u>\$ 187,867</u>
<b>LIABILITIES</b>				
Accounts Payable	\$ -	\$ 4,187	\$ -	\$ -
Due to other funds	1,614,000	950,000	-	120,000
Total liabilities	<u>1,614,000</u>	<u>954,187</u>	<u>-</u>	<u>120,000</u>
<b>DEFERRED INFLOWS OF RESOURCES</b>				
Total deferred inflow of resources	<u>-</u>	<u>-</u>	<u>-</u>	<u>-</u>
Total liabilities and deferred inflows of resources	<u>1,614,000</u>	<u>954,187</u>	<u>-</u>	<u>120,000</u>
<b>FUND BALANCES (DEFICITS)</b>				
Restricted	-	-	1,601,230	67,867
Unassigned	(106,702)	(87,598)	-	-
Total fund balances (deficits)	<u>\$ (106,702)</u>	<u>\$ (87,598)</u>	<u>\$ 1,601,230</u>	<u>\$ 67,867</u>
Total liabilities and fund balances (deficits)	<u>\$ 1,507,298</u>	<u>\$ 866,589</u>	<u>\$ 1,601,230</u>	<u>\$ 187,867</u>

Continued

**CITY OF MENTOR, OHIO  
COMBINING BALANCE SHEET  
NONMAJOR CAPITAL PROJECTS FUNDS  
December 31, 2020**

	US20 Widening/Resurf acing	Hopkins Resurfacing Market/Mentor	Tyler Resurfacing SR615 to Heisley	Federal Grants - Other
<b>ASSETS</b>				
Cash and investments	\$ -	\$ 972,672	\$ 1,352,669	\$ 644,090
Due from other governments	-	-	-	26,404
Total assets	<u>\$ -</u>	<u>\$ 972,672</u>	<u>\$ 1,352,669</u>	<u>\$ 670,494</u>
<b>LIABILITIES</b>				
Accounts Payable	\$ -	\$ -	\$ 230,289	\$ -
Due to other funds	-	980,000	1,547,000	667,906
Total liabilities	<u>-</u>	<u>980,000</u>	<u>1,777,289</u>	<u>667,906</u>
<b>DEFERRED INFLOWS OF RESOURCES</b>				
Total deferred inflow of resources	<u>-</u>	<u>-</u>	<u>-</u>	<u>-</u>
Total liabilities and deferred inflows of resources	<u>-</u>	<u>980,000</u>	<u>1,777,289</u>	<u>667,906</u>
<b>FUND BALANCES (DEFICITS)</b>				
Restricted	-	-	-	2,588
Unassigned	-	(7,328)	(424,620)	-
Total fund balances (deficits)	<u>\$ -</u>	<u>\$ (7,328)</u>	<u>\$ (424,620)</u>	<u>\$ 2,588</u>
Total liabilities and fund balances (deficits)	<u>\$ -</u>	<u>\$ 972,672</u>	<u>\$ 1,352,669</u>	<u>\$ 670,494</u>

Continued

**CITY OF MENTOR, OHIO  
 COMBINING BALANCE SHEET  
 NONMAJOR CAPITAL PROJECTS FUNDS  
 December 31, 2020**

	Total Nonmajor Capital projects funds
<b>ASSETS</b>	
Cash and investments	\$ 11,922,750
Due from other governments	320,413
Total assets	<u>\$ 12,243,163</u>
<b>LIABILITIES</b>	
Accounts Payable	\$ 630,112
Due to other funds	10,700,331
Total liabilities	<u>11,330,443</u>
<b>DEFERRED INFLOWS OF RESOURCES</b>	
Total deferred inflow of resources	<u>-</u>
Total liabilities and deferred inflows of resources	<u>11,330,443</u>
<b>FUND BALANCES (DEFICITS)</b>	
Restricted	4,188,644
Unassigned	<u>(3,275,924)</u>
Total fund balances (deficits)	<u>\$ 912,720</u>
Total liabilities and fund balances (deficits)	<u>\$ 12,243,163</u>

**CITY OF MENTOR, OHIO  
COMBINING STATEMENT OF REVENUES,  
EXPENDITURES AND CHANGES IN  
FUND BALANCES  
NONMAJOR GOVERNMENTAL FUNDS  
SUMMARY BY FUND TYPE  
For the Year Ended December 31, 2020**

	Special revenue funds	Debt service funds	Capital projects funds	Total Nonmajor Governmental Funds
<b>REVENUES</b>				
Property Taxes	\$ 2,817,735	\$ 1,851,573	\$ -	\$ 4,669,308
Other Local Taxes	395,593	-	-	395,593
Payments in Lieu of Taxes	1,424,996	-	-	1,424,996
Intergovernmental	9,373,213	222,336	2,572,480	12,168,029
Charges for services	87,596	-	237,193	324,789
Fines and forfeitures	222,267	-	-	222,267
Licenses, permits, and inspections	5,000	-	-	5,000
Special Assessments	1,552,520	-	-	1,552,520
Investment Income	43,333	10,234	-	53,567
Donations and other	10,440	-	-	10,440
Total revenues	<u>15,932,693</u>	<u>2,084,143</u>	<u>2,809,673</u>	<u>20,826,509</u>
<b>EXPENDITURES</b>				
Current:				
General Government	298,337	121,253	86,217	505,807
Police	2,933,277	-	59,211	2,992,488
Fire	2,998,245	-	980,921	3,979,166
Streets and highways	4,533,928	-	4,291,326	8,825,254
Parks and recreation	648,557	-	469,352	1,117,909
Planning and development	272,124	-	-	272,124
Engineering and building	21,311	-	675,323	696,634
Debt service:				
Principal retirement	-	1,990,000	-	1,990,000
Interest and fiscal charges	-	733,395	-	733,395
Capital outlay:				
General Government	44,075	-	-	44,075
Streets and highways	2,009,843	-	82,168	2,092,011
Parks and recreation	1,579,824	-	209,533	1,789,357
Engineering and building	147,463	-	51,294	198,757
Total expenditures	<u>15,486,984</u>	<u>2,844,648</u>	<u>6,905,345</u>	<u>25,236,977</u>
Excess (deficiency) of revenues over expenditures	<u>445,709</u>	<u>(760,505)</u>	<u>(4,095,672)</u>	<u>(4,410,468)</u>
<b>OTHER FINANCING SOURCES (USES)</b>				
Premium on bonds	-	440,382	-	440,382
Issuance of OPWC Loans	-	-	78,396	78,396
Issuance of refunding bonds	-	9,480,000	-	9,480,000
Bond refund escrow payment	-	(9,882,021)	-	(9,882,021)
Transfers In	493,501	873,583	1,427,987	2,795,071
Transfers Out	(1,655,806)	-	(754,092)	(2,409,898)
Total other financing sources (uses)	<u>(1,162,305)</u>	<u>911,944</u>	<u>752,291</u>	<u>501,930</u>
Net change in fund balances	(716,596)	151,439	(3,343,381)	(3,908,538)
Fund balances - beginning	8,022,601	780,248	4,256,101	13,058,950
Fund balances - ending	<u>\$ 7,306,005</u>	<u>\$ 931,687</u>	<u>\$ 912,720</u>	<u>\$ 9,150,412</u>

**CITY OF MENTOR, OHIO**  
**COMBINING STATEMENT OF REVENUES,**  
**EXPENDITURES, AND CHANGES IN**  
**FUND BALANCES**  
**NONMAJOR SPECIAL REVENUE FUNDS**  
**For the Year Ended December 31, 2020**

	Street	TIF	Police Pension	Fire Pension
<b>REVENUES</b>				
Property Taxes	\$ -	\$ -	\$ 427,286	\$ 427,286
Other Local Taxes	-	-	-	-
Payments in Lieu of Taxes	-	1,424,996	-	-
Intergovernmental	3,408,392	-	51,308	51,308
Charges for services	-	-	-	-
Fines and forfeitures	-	-	-	-
Licenses, permits, and inspections	-	-	-	-
Special Assessments	-	-	-	-
Investment Income	34,727	-	-	-
Donations and other	-	-	-	-
Total revenues	<u>3,443,119</u>	<u>1,424,996</u>	<u>478,594</u>	<u>478,594</u>
<b>EXPENDITURES</b>				
Current:				
General Government	-	-	-	-
Police	-	-	495,183	-
Fire	-	-	-	495,183
Streets and highways	2,808,818	383,295	-	-
Parks and recreation	-	-	-	-
Planning and development	-	14,680	-	-
Engineering and building	-	21,311	-	-
Capital outlay:				
General Government	-	-	-	-
Streets and highways	177,507	283,154	-	-
Parks and recreation	-	-	-	-
Engineering and building	-	86,708	-	-
Total expenditures	<u>2,986,325</u>	<u>789,148</u>	<u>495,183</u>	<u>495,183</u>
Excess (deficiency) of revenues over expenditures	<u>456,794</u>	<u>635,848</u>	<u>(16,589)</u>	<u>(16,589)</u>
<b>OTHER FINANCING SOURCES (USES)</b>				
Transfers In	-	-	-	-
Transfers Out	-	(592,480)	-	-
Total other financing sources (uses)	<u>-</u>	<u>(592,480)</u>	<u>-</u>	<u>-</u>
Net change in fund balances	456,794	43,368	(16,589)	(16,589)
Fund balances - beginning	960,805	1,456,421	63,007	63,007
Fund balances - ending	<u>\$ 1,417,599</u>	<u>\$ 1,499,789</u>	<u>\$ 46,418</u>	<u>\$ 46,418</u>

Continued

**CITY OF MENTOR, OHIO**  
**COMBINING STATEMENT OF REVENUES,**  
**EXPENDITURES, AND CHANGES IN**  
**FUND BALANCES**  
**NONMAJOR SPECIAL REVENUE FUNDS**  
**For the Year Ended December 31, 2020**

	Fire Levy	Senior Citizens Service Levy	Community Recreation Facilities	Cemetery
<b>REVENUES</b>				
Property Taxes	\$ 1,963,163	\$ -	\$ -	\$ -
Other Local Taxes	-	-	395,593	-
Payments in Lieu of Taxes	-	-	-	-
Intergovernmental	232,005	327,000	-	-
Charges for services	-	-	-	34,475
Fines and forfeitures	-	-	-	-
Licenses, permits, and inspections	-	-	-	-
Special Assessments	-	-	-	-
Investment Income	-	-	-	-
Donations and other	-	-	-	-
Total revenues	<u>2,195,168</u>	<u>327,000</u>	<u>395,593</u>	<u>34,475</u>
<b>EXPENDITURES</b>				
Current:				
General Government	-	-	-	-
Police	-	-	-	-
Fire	64,143	-	-	-
Streets and highways	-	-	-	-
Parks and recreation	-	293,479	137,826	-
Planning and development	-	-	-	-
Engineering and building	-	-	-	-
Capital outlay:				
General Government	-	-	-	-
Streets and highways	-	-	-	-
Parks and recreation	-	33,520	311,820	1,234,484
Engineering and building	-	-	-	-
Total expenditures	<u>64,143</u>	<u>326,999</u>	<u>449,646</u>	<u>1,234,484</u>
Excess (deficiency) of revenues over expenditures	<u>2,131,025</u>	<u>1</u>	<u>(54,053)</u>	<u>(1,200,009)</u>
<b>OTHER FINANCING SOURCES (USES)</b>				
Transfers In	-	-	-	-
Transfers Out	(533,000)	-	(50,000)	-
Total other financing sources (uses)	<u>(533,000)</u>	<u>-</u>	<u>(50,000)</u>	<u>-</u>
Net change in fund balances	1,598,025	1	(104,053)	(1,200,009)
Fund balances - beginning	<u>1,592,886</u>	<u>393,488</u>	<u>667,039</u>	<u>1,222,755</u>
Fund balances - ending	<u>\$ 3,190,911</u>	<u>\$ 393,489</u>	<u>\$ 562,986</u>	<u>\$ 22,746</u>

Continued



**CITY OF MENTOR, OHIO  
COMBINING STATEMENT OF REVENUES,  
EXPENDITURES, AND CHANGES IN  
FUND BALANCES  
NONMAJOR SPECIAL REVENUE FUNDS  
For the Year Ended December 31, 2020**

	Economic Development	Subdivision Street Tree	Street Lighting	Court Computer
<b>REVENUES</b>				
Property Taxes	\$ -	\$ -	\$ -	\$ -
Other Local Taxes	-	-	-	-
Payments in Lieu of Taxes	-	-	-	-
Intergovernmental	-	-	-	-
Charges for services	53,121	-	-	-
Fines and forfeitures	-	-	-	42,299
Licenses, permits, and inspections	-	5,000	-	-
Special Assessments	-	-	1,552,520	-
Investment Income	-	-	-	-
Donations and other	-	-	-	-
Total revenues	<u>53,121</u>	<u>5,000</u>	<u>1,552,520</u>	<u>42,299</u>
<b>EXPENDITURES</b>				
Current:				
General Government	-	-	-	44,341
Police	-	-	-	-
Fire	-	-	-	-
Streets and highways	-	21,510	1,183,329	-
Parks and recreation	-	-	-	-
Planning and development	10,983	-	-	-
Engineering and building	-	-	-	-
Capital outlay:				
General Government	-	-	-	-
Streets and highways	-	-	1,549,182	-
Parks and recreation	-	-	-	-
Engineering and building	-	-	60,755	-
Total expenditures	<u>10,983</u>	<u>21,510</u>	<u>2,793,266</u>	<u>44,341</u>
Excess (deficiency) of revenues over expenditures	<u>42,138</u>	<u>(16,510)</u>	<u>(1,240,746)</u>	<u>(2,042)</u>
<b>OTHER FINANCING SOURCES (USES)</b>				
Transfers In	-	-	100,000	-
Transfers Out	-	-	-	-
Total other financing sources (uses)	<u>-</u>	<u>-</u>	<u>100,000</u>	<u>-</u>
Net change in fund balances	42,138	(16,510)	(1,140,746)	(2,042)
Fund balances - beginning	11,325	39,008	304,403	105,615
Fund balances - ending	<u>\$ 53,463</u>	<u>\$ 22,498</u>	<u>\$ (836,343)</u>	<u>\$ 103,573</u>

Continued

**CITY OF MENTOR, OHIO**  
**COMBINING STATEMENT OF REVENUES,**  
**EXPENDITURES, AND CHANGES IN**  
**FUND BALANCES**  
**NONMAJOR SPECIAL REVENUE FUNDS**  
**For the Year Ended December 31, 2020**

	Court Special Projects	Enforcement and Education	Court Probation Services	Indigent Driver Alcohol Treatment
<b>REVENUES</b>				
Property Taxes	\$ -	\$ -	\$ -	\$ -
Other Local Taxes	-	-	-	-
Payments in Lieu of Taxes	-	-	-	-
Intergovernmental	-	-	-	-
Charges for services	-	-	-	-
Fines and forfeitures	84,661	7,280	49,046	10,895
Licenses, permits, and inspections	-	-	-	-
Special Assessments	-	-	-	-
Investment Income	-	-	-	-
Donations and other	-	-	-	-
Total revenues	<u>84,661</u>	<u>7,280</u>	<u>49,046</u>	<u>10,895</u>
<b>EXPENDITURES</b>				
Current:				
General Government	21,781	-	64,916	6,550
Police	-	932	-	-
Fire	-	-	-	-
Streets and highways	-	-	-	-
Parks and recreation	-	-	-	-
Planning and development	-	-	-	-
Engineering and building	-	-	-	-
Capital outlay:				
General Government	44,075	-	-	-
Streets and highways	-	-	-	-
Parks and recreation	-	-	-	-
Engineering and building	-	-	-	-
Total expenditures	<u>65,856</u>	<u>932</u>	<u>64,916</u>	<u>6,550</u>
Excess (deficiency) of revenues over expenditures	<u>18,805</u>	<u>6,348</u>	<u>(15,870)</u>	<u>4,345</u>
<b>OTHER FINANCING SOURCES (USES)</b>				
Transfers In	-	-	-	-
Transfers Out	(92,825)	-	-	-
Total other financing sources (uses)	<u>(92,825)</u>	<u>-</u>	<u>-</u>	<u>-</u>
Net change in fund balances	(74,020)	6,348	(15,870)	4,345
Fund balances - beginning	<u>302,492</u>	<u>14,286</u>	<u>106,804</u>	<u>64,684</u>
Fund balances - ending	<u>\$ 228,472</u>	<u>\$ 20,634</u>	<u>\$ 90,934</u>	<u>\$ 69,029</u>

Continued

**CITY OF MENTOR, OHIO**  
**COMBINING STATEMENT OF REVENUES,**  
**EXPENDITURES, AND CHANGES IN**  
**FUND BALANCES**  
**NONMAJOR SPECIAL REVENUE FUNDS**  
**For the Year Ended December 31, 2020**

	Indigent Driver Alcohol Monitoring	Law Enforcement Trust	Police Canine	Seat Belt Grant
<b>REVENUES</b>				
Property Taxes	\$ -	\$ -	\$ -	\$ -
Other Local Taxes	-	-	-	-
Payments in Lieu of Taxes	-	-	-	-
Intergovernmental	-	-	-	-
Charges for services	-	-	-	-
Fines and forfeitures	19,703	8,383	-	-
Licenses, permits, and inspections	-	-	-	-
Special Assessments	-	-	-	-
Investment Income	-	-	-	-
Donations and other	-	-	537	-
Total revenues	<u>19,703</u>	<u>8,383</u>	<u>537</u>	<u>-</u>
<b>EXPENDITURES</b>				
Current:				
General Government	19,376	-	-	-
Police	-	-	407	5,832
Fire	-	-	-	-
Streets and highways	-	-	-	-
Parks and recreation	-	-	-	-
Planning and development	-	-	-	-
Engineering and building	-	-	-	-
Capital outlay:				
General Government	-	-	-	-
Streets and highways	-	-	-	-
Parks and recreation	-	-	-	-
Engineering and building	-	-	-	-
Total expenditures	<u>19,376</u>	<u>-</u>	<u>407</u>	<u>5,832</u>
Excess (deficiency) of revenues over expenditures	<u>327</u>	<u>8,383</u>	<u>130</u>	<u>(5,832)</u>
<b>OTHER FINANCING SOURCES (USES)</b>				
Transfers In	-	-	-	-
Transfers Out	-	-	-	-
Total other financing sources (uses)	<u>-</u>	<u>-</u>	<u>-</u>	<u>-</u>
Net change in fund balances	327	8,383	130	(5,832)
Fund balances - beginning	129,049	74,015	16,698	5,832
Fund balances - ending	<u>\$ 129,376</u>	<u>\$ 82,398</u>	<u>\$ 16,828</u>	<u>\$ -</u>

Continued

**CITY OF MENTOR, OHIO**  
**COMBINING STATEMENT OF REVENUES,**  
**EXPENDITURES, AND CHANGES IN**  
**FUND BALANCES**  
**NONMAJOR SPECIAL REVENUE FUNDS**  
**For the Year Ended December 31, 2020**

	VOCA Victims Assistance Grant	Local Coronavirus Relief Fund	CDBG NSP	Community Development Block Grant
<b>REVENUES</b>				
Property Taxes	\$ -	\$ -	\$ -	\$ -
Other Local Taxes	-	-	-	-
Payments in Lieu of Taxes	-	-	-	-
Intergovernmental	37,709	5,007,904	-	257,587
Charges for services	-	-	-	-
Fines and forfeitures	-	-	-	-
Licenses, permits, and inspections	-	-	-	-
Special Assessments	-	-	-	-
Investment Income	-	5,627	2,385	-
Donations and other	-	-	-	-
Total revenues	<u>37,709</u>	<u>5,013,531</u>	<u>2,385</u>	<u>257,587</u>
<b>EXPENDITURES</b>				
Current:				
General Government	-	140,972	-	-
Police	34,434	2,393,673	-	-
Fire	-	2,438,863	-	-
Streets and highways	-	-	-	-
Parks and recreation	-	37,146	-	-
Planning and development	-	-	-	246,461
Engineering and building	-	-	-	-
Capital outlay:				
General Government	-	-	-	-
Streets and highways	-	-	-	-
Parks and recreation	-	-	-	-
Engineering and building	-	-	-	-
Total expenditures	<u>34,434</u>	<u>5,010,654</u>	<u>-</u>	<u>246,461</u>
Excess (deficiency) of revenues over expenditures	<u>3,275</u>	<u>2,877</u>	<u>2,385</u>	<u>11,126</u>
<b>OTHER FINANCING SOURCES (USES)</b>				
Transfers In	-	-	-	387,501
Transfers Out	-	-	(387,501)	-
Total other financing sources (uses)	<u>-</u>	<u>-</u>	<u>(387,501)</u>	<u>387,501</u>
Net change in fund balances	3,275	2,877	(385,116)	398,627
Fund balances - beginning	6,420	-	385,116	5,438
Fund balances - ending	<u>\$ 9,695</u>	<u>\$ 2,877</u>	<u>\$ -</u>	<u>\$ 404,065</u>

Continued

**CITY OF MENTOR, OHIO**  
**COMBINING STATEMENT OF REVENUES,**  
**EXPENDITURES, AND CHANGES IN**  
**FUND BALANCES**  
**NONMAJOR SPECIAL REVENUE FUNDS**  
**For the Year Ended December 31, 2020**

	Forfeited Property - U.S. Department of Justice	Council Donation	Police Donation	Fire Donation
<b>REVENUES</b>				
Property Taxes	\$ -	\$ -	\$ -	\$ -
Other Local Taxes	-	-	-	-
Payments in Lieu of Taxes	-	-	-	-
Intergovernmental	-	-	-	-
Charges for services	-	-	-	-
Fines and forfeitures	-	-	-	-
Licenses, permits, and inspections	-	-	-	-
Special Assessments	-	-	-	-
Investment Income	594	-	-	-
Donations and other	-	-	1,700	344
Total revenues	<u>594</u>	<u>-</u>	<u>1,700</u>	<u>344</u>
<b>EXPENDITURES</b>				
Current:				
General Government	-	401	-	-
Police	-	-	1,856	-
Fire	-	-	-	-
Streets and highways	-	-	-	-
Parks and recreation	-	-	-	-
Planning and development	-	-	-	-
Engineering and building	-	-	-	-
Capital outlay:				
General Government	-	-	-	-
Streets and highways	-	-	-	-
Parks and recreation	-	-	-	-
Engineering and building	-	-	-	-
Total expenditures	<u>-</u>	<u>401</u>	<u>1,856</u>	<u>-</u>
Excess (deficiency) of revenues over expenditures	<u>594</u>	<u>(401)</u>	<u>(156)</u>	<u>344</u>
<b>OTHER FINANCING SOURCES (USES)</b>				
Transfers In	-	-	-	-
Transfers Out	-	-	-	-
Total other financing sources (uses)	<u>-</u>	<u>-</u>	<u>-</u>	<u>-</u>
Net change in fund balances	594	(401)	(156)	344
Fund balances - beginning	54,763	675	13,987	423
Fund balances - ending	<u>\$ 55,357</u>	<u>\$ 274</u>	<u>\$ 13,831</u>	<u>\$ 767</u>

Continued

**CITY OF MENTOR, OHIO**  
**COMBINING STATEMENT OF REVENUES,**  
**EXPENDITURES, AND CHANGES IN**  
**FUND BALANCES**  
**NONMAJOR SPECIAL REVENUE FUNDS**  
**For the Year Ended December 31, 2020**

	Parks and Recreation Donation	Local Grants	Total Nonmajor Special revenue funds
<b>REVENUES</b>			
Property Taxes	\$ -	\$ -	\$ 2,817,735
Other Local Taxes	-	-	395,593
Payments in Lieu of Taxes	-	-	1,424,996
Intergovernmental	-	-	9,373,213
Charges for services	-	-	87,596
Fines and forfeitures	-	-	222,267
Licenses, permits, and inspections	-	-	5,000
Special Assessments	-	-	1,552,520
Investment Income	-	-	43,333
Donations and other	-	7,859	10,440
Total revenues	<u>-</u>	<u>7,859</u>	<u>15,932,693</u>
<b>EXPENDITURES</b>			
Current:			
General Government	-	-	298,337
Police	-	960	2,933,277
Fire	-	56	2,998,245
Streets and highways	-	136,976	4,533,928
Parks and recreation	-	180,106	648,557
Planning and development	-	-	272,124
Engineering and building	-	-	21,311
Capital outlay:			
General Government	-	-	44,075
Streets and highways	-	-	2,009,843
Parks and recreation	-	-	1,579,824
Engineering and building	-	-	147,463
Total expenditures	<u>-</u>	<u>318,098</u>	<u>15,486,984</u>
Excess (deficiency) of revenues over expenditures	<u>-</u>	<u>(310,239)</u>	<u>445,709</u>
<b>OTHER FINANCING SOURCES (USES)</b>			
Transfers In	-	6,000	493,501
Transfers Out	-	-	(1,655,806)
Total other financing sources (uses)	<u>-</u>	<u>6,000</u>	<u>(1,162,305)</u>
Net change in fund balances	-	(304,239)	(716,596)
Fund balances - beginning	<u>2,773</u>	<u>(40,613)</u>	<u>8,022,601</u>
Fund balances - ending	<u>\$ 2,773</u>	<u>\$ (344,852)</u>	<u>\$ 7,306,005</u>

**CITY OF MENTOR, OHIO  
 COMBINING STATEMENT OF REVENUES,  
 EXPENDITURES AND CHANGES IN  
 FUND BALANCES  
 NONMAJOR DEBT SERVICE FUNDS  
 For the Year Ended December 31, 2020**

	General Obligation Bond Retirement
<b>REVENUES</b>	
Property Taxes	\$ 1,851,573
Intergovernmental	222,336
Investment Income	10,234
Total revenues	<u>2,084,143</u>
<b>EXPENDITURES</b>	
Current:	
General Government	121,253
Debt service:	
Principal retirement	1,990,000
Interest and fiscal charges	733,395
Total expenditures	<u>2,844,648</u>
Excess (deficiency) of revenues over expenditures	<u>(760,505)</u>
<b>OTHER FINANCING SOURCES (USES)</b>	
Premium on bonds	440,382
Issuance of refunding bonds	9,480,000
Bond refund escrow payment	(9,882,021)
Transfers In	873,583
Total other financing sources (uses)	<u>911,944</u>
Net change in fund balances	151,439
Fund balances - beginning	780,248
Fund balances - ending	<u>\$ 931,687</u>

**CITY OF MENTOR, OHIO  
COMBINING STATEMENT OF REVENUES,  
EXPENDITURES AND CHANGES IN  
FUND BALANCES  
NONMAJOR CAPITAL PROJECTS FUNDS  
For the Year Ended December 31, 2020**

	Plaza Boulevard Extension	Amphitheater	Springbrook Park	Woodnorton Way
<b>REVENUES</b>				
Intergovernmental	\$ -	\$ -	\$ 238,395	\$ -
Charges for services	-	-	-	-
Total revenues	-	-	238,395	-
<b>EXPENDITURES</b>				
Current:				
General Government	-	-	-	-
Police	-	-	-	-
Fire	-	-	-	-
Streets and highways	-	-	-	547,915
Parks and recreation	-	-	335,352	-
Engineering and building	-	-	-	26,547
Capital outlay:				
Streets and highways	-	-	-	-
Parks and recreation	-	-	209,533	-
Engineering and building	-	-	40,342	-
Total expenditures	-	-	585,227	574,462
Excess (deficiency) of revenues over expenditures	-	-	(346,832)	(574,462)
<b>OTHER FINANCING SOURCES (USES)</b>				
Issuance of OPWC Loans	-	-	-	-
Transfers In	-	50,000	-	75,000
Transfers Out	(468,516)	-	-	-
Total other financing sources (uses)	(468,516)	50,000	-	75,000
Net change in fund balances	(468,516)	50,000	(346,832)	(499,462)
Fund balances - beginning	468,516	(1,162,425)	(373,382)	(134,266)
Fund balances - ending	\$ -	\$ (1,112,425)	\$ (720,214)	\$ (633,728)

Continued



**CITY OF MENTOR, OHIO**  
**COMBINING STATEMENT OF REVENUES,**  
**EXPENDITURES AND CHANGES IN**  
**FUND BALANCES**  
**NONMAJOR CAPITAL PROJECTS FUNDS**  
**For the Year Ended December 31, 2020**

	Two Town Detention Basin	Rice Detention Basin	Marigold Road	Headlands Street Rehab Orchard
<b>REVENUES</b>				
Intergovernmental	\$ 33,211	\$ -	\$ -	\$ 3,247
Charges for services	-	-	-	41,124
Total revenues	<u>33,211</u>	<u>-</u>	<u>-</u>	<u>44,371</u>
<b>EXPENDITURES</b>				
Current:				
General Government	-	-	-	-
Police	-	-	-	-
Fire	-	-	-	-
Streets and highways	-	-	-	177,234
Parks and recreation	-	-	-	-
Engineering and building	-	-	-	10,128
Capital outlay:				
Streets and highways	63,176	18,992	-	-
Parks and recreation	-	-	-	-
Engineering and building	-	10,952	-	-
Total expenditures	<u>63,176</u>	<u>29,944</u>	<u>-</u>	<u>187,362</u>
Excess (deficiency) of revenues over expenditures	<u>(29,965)</u>	<u>(29,944)</u>	<u>-</u>	<u>(142,991)</u>
<b>OTHER FINANCING SOURCES (USES)</b>				
Issuance of OPWC Loans	31,854	9,620	1,178	35,744
Transfers In	-	182,277	-	-
Transfers Out	-	-	(159,072)	(126,504)
Total other financing sources (uses)	<u>31,854</u>	<u>191,897</u>	<u>(157,894)</u>	<u>(90,760)</u>
Net change in fund balances	1,889	161,953	(157,894)	(233,751)
Fund balances - beginning	216,952	(161,953)	157,894	233,751
Fund balances - ending	<u>\$ 218,841</u>	<u>\$ -</u>	<u>\$ -</u>	<u>\$ -</u>

Continued

**CITY OF MENTOR, OHIO**  
**COMBINING STATEMENT OF REVENUES,**  
**EXPENDITURES AND CHANGES IN**  
**FUND BALANCES**  
**NONMAJOR CAPITAL PROJECTS FUNDS**  
**For the Year Ended December 31, 2020**

	Emergency Regional Response Facility	Belle Meadow Road	Hendricks Hopkins Resurfacing	SR615 Resurfacing
<b>REVENUES</b>				
Intergovernmental	\$ -	\$ 465,966	\$ 1,498	\$ 434,719
Charges for services	-	196,069	-	-
Total revenues	-	662,035	1,498	434,719
<b>EXPENDITURES</b>				
Current:				
General Government	-	-	-	-
Police	-	-	-	-
Fire	934,426	-	-	-
Streets and highways	-	1,578,418	13,817	570,833
Parks and recreation	-	-	-	-
Engineering and building	97,411	165,709	743	47,195
Capital outlay:				
Streets and highways	-	-	-	-
Parks and recreation	-	-	-	-
Engineering and building	-	-	-	-
Total expenditures	1,031,837	1,744,127	14,560	618,028
Excess (deficiency) of revenues over expenditures	(1,031,837)	(1,082,092)	(13,062)	(183,309)
<b>OTHER FINANCING SOURCES (USES)</b>				
Issuance of OPWC Loans	-	-	-	-
Transfers In	533,000	-	163,204	-
Transfers Out	-	-	-	-
Total other financing sources (uses)	533,000	-	163,204	-
Net change in fund balances	(498,837)	(1,082,092)	150,142	(183,309)
Fund balances - beginning	2,397,955	1,481,092	(150,142)	-
Fund balances - ending	\$ 1,899,118	\$ 399,000	\$ -	\$ (183,309)

Continued

**CITY OF MENTOR, OHIO  
COMBINING STATEMENT OF REVENUES,  
EXPENDITURES AND CHANGES IN  
FUND BALANCES  
NONMAJOR CAPITAL PROJECTS FUNDS  
For the Year Ended December 31, 2020**

	Lake Overlook Reconstruction	Stockbridge/ Dartmoor Storm Sewer Improvement	Brooksdale Road	State Grants - Other
<b>REVENUES</b>				
Intergovernmental	\$ -	\$ -	\$ -	\$ 180,221
Charges for services	-	-	-	-
Total revenues	<u>-</u>	<u>-</u>	<u>-</u>	<u>180,221</u>
<b>EXPENDITURES</b>				
Current:				
General Government	-	-	-	86,217
Police	-	-	-	4,679
Fire	-	-	-	-
Streets and highways	-	-	-	-
Parks and recreation	-	-	-	120,000
Engineering and building	106,702	87,598	-	-
Capital outlay:				
Streets and highways	-	-	-	-
Parks and recreation	-	-	-	-
Engineering and building	-	-	-	-
Total expenditures	<u>106,702</u>	<u>87,598</u>	<u>-</u>	<u>210,896</u>
Excess (deficiency) of revenues over expenditures	<u>(106,702)</u>	<u>(87,598)</u>	<u>-</u>	<u>(30,675)</u>
<b>OTHER FINANCING SOURCES (USES)</b>				
Issuance of OPWC Loans	-	-	-	-
Transfers In	-	-	-	-
Transfers Out	-	-	-	-
Total other financing sources (uses)	<u>-</u>	<u>-</u>	<u>-</u>	<u>-</u>
Net change in fund balances	(106,702)	(87,598)	-	(30,675)
Fund balances - beginning	-	-	1,601,230	98,542
Fund balances - ending	<u>\$ (106,702)</u>	<u>\$ (87,598)</u>	<u>\$ 1,601,230</u>	<u>\$ 67,867</u>

Continued

**CITY OF MENTOR, OHIO  
COMBINING STATEMENT OF REVENUES,  
EXPENDITURES AND CHANGES IN  
FUND BALANCES  
NONMAJOR CAPITAL PROJECTS FUNDS  
For the Year Ended December 31, 2020**

	US20 Widening/Resurfa cing	Hopkins Resurfacing Market/Mentor	Tyler Resurfacing SR615 to Heisley	Federal Grants - Other
<b>REVENUES</b>				
Intergovernmental	\$ -	\$ -	\$ 1,104,451	\$ 110,772
Charges for services	-	-	-	-
Total revenues	<u>-</u>	<u>-</u>	<u>1,104,451</u>	<u>110,772</u>
<b>EXPENDITURES</b>				
Current:				
General Government	-	-	-	-
Police	-	-	-	54,532
Fire	-	-	-	46,495
Streets and highways	-	-	1,403,109	-
Parks and recreation	-	-	-	14,000
Engineering and building	-	7,328	125,962	-
Capital outlay:				
Streets and highways	-	-	-	-
Parks and recreation	-	-	-	-
Engineering and building	-	-	-	-
Total expenditures	<u>-</u>	<u>7,328</u>	<u>1,529,071</u>	<u>115,027</u>
Excess (deficiency) of revenues over expenditures	<u>-</u>	<u>(7,328)</u>	<u>(424,620)</u>	<u>(4,255)</u>
<b>OTHER FINANCING SOURCES (USES)</b>				
Issuance of OPWC Loans	-	-	-	-
Transfers In	390,814	-	-	33,692
Transfers Out	-	-	-	-
Total other financing sources (uses)	<u>390,814</u>	<u>-</u>	<u>-</u>	<u>33,692</u>
Net change in fund balances	390,814	(7,328)	(424,620)	29,437
Fund balances - beginning	(390,814)	-	-	(26,849)
Fund balances - ending	<u>\$ -</u>	<u>\$ (7,328)</u>	<u>\$ (424,620)</u>	<u>\$ 2,588</u>

Continued

**CITY OF MENTOR, OHIO  
 COMBINING STATEMENT OF REVENUES,  
 EXPENDITURES AND CHANGES IN  
 FUND BALANCES  
 NONMAJOR CAPITAL PROJECTS FUNDS  
 For the Year Ended December 31, 2020**

	Total Nonmajor Capital projects funds
<b>REVENUES</b>	
Intergovernmental	\$ 2,572,480
Charges for services	237,193
Total revenues	<u>2,809,673</u>
<b>EXPENDITURES</b>	
Current:	
General Government	86,217
Police	59,211
Fire	980,921
Streets and highways	4,291,326
Parks and recreation	469,352
Engineering and building	675,323
Capital outlay:	
Streets and highways	82,168
Parks and recreation	209,533
Engineering and building	51,294
Total expenditures	<u>6,905,345</u>
Excess (deficiency) of revenues over expenditures	<u>(4,095,672)</u>
<b>OTHER FINANCING SOURCES (USES)</b>	
Issuance of OPWC Loans	78,396
Transfers In	1,427,987
Transfers Out	<u>(754,092)</u>
Total other financing sources (uses)	<u>752,291</u>
Net change in fund balances	(3,343,381)
Fund balances - beginning	4,256,101
Fund balances - ending	<u>\$ 912,720</u>

**CITY OF MENTOR, OHIO**  
**STREET FUND**  
**SCHEDULE OF REVENUES AND EXPENDITURES - BUDGET AND ACTUAL**  
**(NON-GAAP BUDGETARY BASIS)**  
**Year Ended December 31, 2020**

	<u>Final Budget</u>	<u>Actual</u>	<u>Variance - Positive (Negative)</u>
<b>REVENUES:</b>			
Intergovernmental	\$ 3,712,000	\$ 3,443,800	\$ (268,200)
Investment income	50,000	34,727	(15,273)
Total revenues	<u>3,762,000</u>	<u>3,478,527</u>	<u>(283,473)</u>
<b>EXPENDITURES:</b>			
Engineering and building	8,126	-	8,126
Streets and highways	3,853,854	3,488,462	365,392
Total expenditures	<u>3,861,980</u>	<u>3,488,462</u>	<u>373,518</u>
Excess (deficiency) of revenues over expenditures	(99,980)	(9,935)	90,045
<b>OTHER FINANCING SOURCES (USES):</b>			
Advances in	1,650,000	1,400,000	(250,000)
Advances out	(3,414,000)	(3,200,000)	214,000
Transfers out	(300,000)	-	300,000
Total other financing sources (uses)	<u>(2,064,000)</u>	<u>(1,800,000)</u>	<u>264,000</u>
NET CHANGE IN FUND BALANCE	(2,163,980)	(1,809,935)	354,045
Adjustment for prior year encumbrances	353,981	353,981	-
FUND BALANCES, BEGINNING OF YEAR	<u>1,972,540</u>	<u>1,972,540</u>	<u>-</u>
FUND BALANCES, END OF YEAR	<u>\$ 162,541</u>	<u>\$ 516,586</u>	<u>\$ 354,045</u>

**CITY OF MENTOR, OHIO****TIF FUND****SCHEDULE OF REVENUES AND EXPENDITURES - BUDGET AND ACTUAL****(NON-GAAP BUDGETARY BASIS)**

Year Ended December 31, 2020

	<u>Final Budget</u>	<u>Actual</u>	<u>Variance - Positive (Negative)</u>
REVENUES:			
Payments in Lieu of Taxes	\$ 1,425,000	\$ 1,424,996	\$ (4)
EXPENDITURES:			
Planning and development	35,000	14,680	20,320
Streets and highways	1,875,099	666,449	1,208,650
Engineering and building	249,105	184,340	64,765
Total expenditures	<u>2,159,204</u>	<u>865,469</u>	<u>1,293,735</u>
Excess (deficiency) of revenues over expenditures	(734,204)	559,527	1,293,731
OTHER FINANCING SOURCES (USES):			
Advances in	471,000	-	(471,000)
Advances out	(16,431)	(16,431)	-
Transfers out	(1,363,666)	(592,480)	771,186
Total other financing sources (uses)	<u>(909,097)</u>	<u>(608,911)</u>	<u>300,186</u>
NET CHANGE IN FUND BALANCE	(1,643,301)	(49,384)	1,593,917
Adjustment for prior year encumbrances	1,008,634	1,008,634	-
FUND BALANCES, BEGINNING OF YEAR	<u>755,897</u>	<u>755,897</u>	<u>-</u>
FUND BALANCES, END OF YEAR	<u>\$ 121,230</u>	<u>\$ 1,715,147</u>	<u>\$ 1,593,917</u>

**CITY OF MENTOR, OHIO**  
**POLICE PENSION FUND**  
**SCHEDULE OF REVENUES AND EXPENDITURES - BUDGET AND ACTUAL**  
**(NON-GAAP BUDGETARY BASIS)**  
**Year Ended December 31, 2020**

	<u>Final Budget</u>	<u>Actual</u>	<u>Variance - Positive (Negative)</u>
<b>REVENUES:</b>			
Intergovernmental	\$ 49,956	\$ 51,465	\$ 1,509
Property taxes	407,800	427,129	19,329
Total revenues	<u>457,756</u>	<u>478,594</u>	<u>20,838</u>
<b>EXPENDITURES:</b>			
Police	<u>495,184</u>	<u>495,184</u>	<u>-</u>
NET CHANGE IN FUND BALANCE	(37,428)	(16,590)	20,838
FUND BALANCES, BEGINNING OF YEAR	<u>63,009</u>	<u>63,009</u>	<u>-</u>
FUND BALANCES, END OF YEAR	<u>\$ 25,581</u>	<u>\$ 46,419</u>	<u>\$ 20,838</u>



**CITY OF MENTOR, OHIO**  
**FIRE PENSION FUND**  
**SCHEDULE OF REVENUES AND EXPENDITURES - BUDGET AND ACTUAL**  
**(NON-GAAP BUDGETARY BASIS)**  
**Year Ended December 31, 2020**

	<u>Final Budget</u>	<u>Actual</u>	<u>Variance - Positive (Negative)</u>
<b>REVENUES:</b>			
Intergovernmental	\$ 49,956	\$ 51,465	\$ 1,509
Property taxes	407,800	427,129	19,329
Total revenues	<u>457,756</u>	<u>478,594</u>	<u>20,838</u>
<b>EXPENDITURES:</b>			
Fire	<u>495,184</u>	<u>495,184</u>	<u>-</u>
NET CHANGE IN FUND BALANCE	(37,428)	(16,590)	20,838
FUND BALANCES, BEGINNING OF YEAR	<u>63,009</u>	<u>63,009</u>	<u>-</u>
FUND BALANCES, END OF YEAR	<u>\$ 25,581</u>	<u>\$ 46,419</u>	<u>\$ 20,838</u>

**CITY OF MENTOR, OHIO**  
**FIRE LEVY FUND**  
**SCHEDULE OF REVENUES AND EXPENDITURES - BUDGET AND ACTUAL**  
**(NON-GAAP BUDGETARY BASIS)**  
**Year Ended December 31, 2020**

	<u>Final Budget</u>	<u>Actual</u>	<u>Variance - Positive (Negative)</u>
<b>REVENUES:</b>			
Intergovernmental	\$ 100,000	\$ 232,720	\$ 132,720
Property taxes	2,000,000	1,962,448	(37,552)
Total revenues	<u>2,100,000</u>	<u>2,195,168</u>	<u>95,168</u>
<b>EXPENDITURES:</b>			
Fire	<u>955,193</u>	<u>924,772</u>	<u>30,421</u>
Excess (deficiency) of revenues over expenditures	1,144,807	1,270,396	125,589
<b>OTHER FINANCING SOURCES (USES):</b>			
Transfers out	<u>(800,000)</u>	<u>(533,000)</u>	<u>267,000</u>
Total other financing sources (uses)	<u>(800,000)</u>	<u>(533,000)</u>	<u>267,000</u>
<b>NET CHANGE IN FUND BALANCE</b>	344,807	737,396	392,589
Adjustment for prior year encumbrances	10,193	10,193	-
<b>FUND BALANCES, BEGINNING OF YEAR</b>	<u>1,582,693</u>	<u>1,582,693</u>	<u>-</u>
<b>FUND BALANCES, END OF YEAR</b>	<u>\$ 1,937,693</u>	<u>\$ 2,330,282</u>	<u>\$ 392,589</u>

**CITY OF MENTOR, OHIO**  
**SENIOR CITIZENS SERVICES LEVY FUND**  
**SCHEDULE OF REVENUES AND EXPENDITURES - BUDGET AND ACTUAL**  
**(NON-GAAP BUDGETARY BASIS)**  
**Year Ended December 31, 2020**

	<u>Final Budget</u>	<u>Actual</u>	<u>Variance - Positive (Negative)</u>
REVENUES:			
Intergovernmental	\$ 365,000	\$ 314,213	\$ (50,787)
EXPENDITURES:			
Parks and recreation:			
Employee compensation	280,619	207,326	73,293
Other	416,529	119,674	296,855
Total expenditures	<u>697,148</u>	<u>327,000</u>	<u>370,148</u>
NET CHANGE IN FUND BALANCE	(332,148)	(12,787)	319,361
FUND BALANCES, BEGINNING OF YEAR	<u>393,489</u>	<u>393,489</u>	<u>-</u>
FUND BALANCES, END OF YEAR	<u>\$ 61,341</u>	<u>\$ 380,702</u>	<u>\$ 319,361</u>

**CITY OF MENTOR, OHIO**  
**COMMUNITY RECREATION FACILITIES FUND**  
**SCHEDULE OF REVENUES AND EXPENDITURES - BUDGET AND ACTUAL**  
**(NON-GAAP BUDGETARY BASIS)**  
**Year Ended December 31, 2020**

	<u>Final Budget</u>	<u>Actual</u>	<u>Variance - Positive (Negative)</u>
REVENUES:			
Other local taxes	\$ 670,000	\$ 423,710	\$ (246,290)
EXPENDITURES:			
Parks and recreation	890,818	673,363	217,455
Excess (deficiency) of revenues over expenditures	(220,818)	(249,653)	(28,835)
OTHER FINANCING SOURCES (USES):			
Advances in	200,000	-	(200,000)
Transfers out	(480,000)	(50,000)	430,000
Total other financing sources (uses)	(280,000)	(50,000)	230,000
NET CHANGE IN FUND BALANCE	(500,818)	(299,653)	201,165
Adjustment for prior year encumbrances	107,609	107,609	-
FUND BALANCES, BEGINNING OF YEAR	500,931	500,931	-
FUND BALANCES, END OF YEAR	<u>\$ 107,722</u>	<u>\$ 308,887</u>	<u>\$ 201,165</u>

**CITY OF MENTOR, OHIO**  
**CEMETERY FUND**  
**SCHEDULE OF REVENUES AND EXPENDITURES - BUDGET AND ACTUAL**  
**(NON-GAAP BUDGETARY BASIS)**  
**Year Ended December 31, 2020**

	<u>Final Budget</u>	<u>Actual</u>	<u>Variance - Positive (Negative)</u>
REVENUES:			
Charges for services	\$ 30,000	\$ 34,475	\$ 4,475
EXPENDITURES:			
Parks and recreation	1,378,748	1,238,150	140,598
Excess (deficiency) of revenues over expenditures	(1,348,748)	(1,203,675)	145,073
OTHER FINANCING SOURCES (USES):			
Issuance of Bonds	1,000,000	-	(1,000,000)
Transfers in	150,000	-	(150,000)
Total other financing sources (uses)	1,150,000	-	(1,150,000)
NET CHANGE IN FUND BALANCE	(198,748)	(1,203,675)	(1,004,927)
Adjustment for prior year encumbrances	216	216	-
FUND BALANCES, BEGINNING OF YEAR	1,222,539	1,222,539	-
FUND BALANCES, END OF YEAR	<u>\$ 1,024,007</u>	<u>\$ 19,080</u>	<u>\$ (1,004,927)</u>

**CITY OF MENTOR, OHIO**  
**ECONOMIC DEVELOPMENT FUND**  
**SCHEDULE OF REVENUES AND EXPENDITURES - BUDGET AND ACTUAL**  
**(NON-GAAP BUDGETARY BASIS)**  
**Year Ended December 31, 2020**

	<u>Final Budget</u>	<u>Actual</u>	<u>Variance - Positive (Negative)</u>
REVENUES:			
Charges for services	\$ 42,725	\$ 53,122	\$ 10,397
EXPENDITURES:			
Planning and development	54,050	15,640	38,410
NET CHANGE IN FUND BALANCE	(11,325)	37,482	48,807
Adjustment for prior year encumbrances	7,050	7,050	-
FUND BALANCES, BEGINNING OF YEAR	4,276	4,276	-
FUND BALANCES, END OF YEAR	<u>\$ 1</u>	<u>\$ 48,808</u>	<u>\$ 48,807</u>

**CITY OF MENTOR, OHIO**  
**SUBDIVISION STREET TREE FUND**  
**SCHEDULE OF REVENUES AND EXPENDITURES - BUDGET AND ACTUAL**  
**(NON-GAAP BUDGETARY BASIS)**  
**Year Ended December 31, 2020**

	<u>Final Budget</u>	<u>Actual</u>	<u>Variance - Positive (Negative)</u>
REVENUES:			
Licenses, permits and inspections	\$ 15,000	\$ 5,000	\$ (10,000)
EXPENDITURES:			
Streets and highways	40,000	21,510	18,490
NET CHANGE IN FUND BALANCE	(25,000)	(16,510)	8,490
FUND BALANCES, BEGINNING OF YEAR	39,008	39,008	-
FUND BALANCES, END OF YEAR	<u>\$ 14,008</u>	<u>\$ 22,498</u>	<u>\$ 8,490</u>

**CITY OF MENTOR, OHIO**  
**STREET LIGHTING FUND**  
**SCHEDULE OF REVENUES AND EXPENDITURES - BUDGET AND ACTUAL**  
**(NON-GAAP BUDGETARY BASIS)**  
**Year Ended December 31, 2020**

	<u>Final Budget</u>	<u>Actual</u>	<u>Variance - Positive (Negative)</u>
<b>REVENUES:</b>			
Special assessments	\$ 1,480,000	\$ 1,552,520	\$ 72,520
<b>EXPENDITURES:</b>			
Streets and highways	2,830,000	2,817,828	12,172
Engineering and building	60,772	60,772	-
Total expenditures	<u>2,890,772</u>	<u>2,878,600</u>	<u>12,172</u>
Excess (deficiency) of revenues over expenditures	(1,410,772)	(1,326,080)	84,692
<b>OTHER FINANCING SOURCES (USES):</b>			
Advances in	1,200,000	1,500,000	300,000
Transfers in	100,000	100,000	-
Advances out	<u>(1,700,000)</u>	<u>(1,700,000)</u>	<u>-</u>
Total other financing sources (uses)	<u>(400,000)</u>	<u>(100,000)</u>	<u>300,000</u>
<b>NET CHANGE IN FUND BALANCE</b>	(1,810,772)	(1,426,080)	384,692
Adjustment for prior year encumbrances	1,695,271	1,695,271	-
<b>FUND BALANCES, BEGINNING OF YEAR</b>	<u>309,134</u>	<u>309,134</u>	<u>-</u>
<b>FUND BALANCES, END OF YEAR</b>	<u>\$ 193,633</u>	<u>\$ 578,325</u>	<u>\$ 384,692</u>



**CITY OF MENTOR, OHIO**  
**COURT COMPUTER FUND**  
**SCHEDULE OF REVENUES AND EXPENDITURES - BUDGET AND ACTUAL**  
**(NON-GAAP BUDGETARY BASIS)**  
**Year Ended December 31, 2020**

	<u>Final Budget</u>	<u>Actual</u>	<u>Variance - Positive (Negative)</u>
REVENUES:			
Fines and forfeitures	\$ 60,000	\$ 44,391	\$ (15,609)
EXPENDITURES:			
General government			
Employee compensation	50,000	26,410	23,590
Other	99,350	18,729	80,621
Total expenditures	<u>149,350</u>	<u>45,139</u>	<u>104,211</u>
NET CHANGE IN FUND BALANCE	(89,350)	(748)	88,602
FUND BALANCES, BEGINNING OF YEAR	<u>99,263</u>	<u>99,263</u>	<u>-</u>
FUND BALANCES, END OF YEAR	<u>\$ 9,913</u>	<u>\$ 98,515</u>	<u>\$ 88,602</u>

**CITY OF MENTOR, OHIO**  
**COURT SPECIAL PROJECTS FUND**  
**SCHEDULE OF REVENUES AND EXPENDITURES - BUDGET AND ACTUAL**  
**(NON-GAAP BUDGETARY BASIS)**  
**Year Ended December 31, 2020**

	<u>Final Budget</u>	<u>Actual</u>	<u>Variance - Positive (Negative)</u>
REVENUES:			
Fines and forfeitures	\$ 120,000	\$ 88,829	\$ (31,171)
EXPENDITURES:			
General government	302,789	65,816	236,973
Excess (deficiency) of revenues over expenditures	(182,789)	23,013	205,802
OTHER FINANCING SOURCES (USES):			
Transfers out	(95,000)	(92,825)	2,175
Total other financing sources (uses)	(95,000)	(92,825)	2,175
NET CHANGE IN FUND BALANCE	(277,789)	(69,812)	207,977
Adjustment for prior year encumbrances	7,789	7,789	-
FUND BALANCES, BEGINNING OF YEAR	284,331	284,331	-
FUND BALANCES, END OF YEAR	<u>\$ 14,331</u>	<u>\$ 222,308</u>	<u>\$ 207,977</u>

**CITY OF MENTOR, OHIO**  
**ENFORCEMENT AND EDUCATION FUND**  
**SCHEDULE OF REVENUES AND EXPENDITURES - BUDGET AND ACTUAL**  
**(NON-GAAP BUDGETARY BASIS)**  
**Year Ended December 31, 2020**

	<u>Final Budget</u>	<u>Actual</u>	<u>Variance - Positive (Negative)</u>
REVENUES:			
Fines and forfeitures	\$ 4,000	\$ 6,839	\$ 2,839
EXPENDITURES:			
Police	17,000	932	16,068
NET CHANGE IN FUND BALANCE	(13,000)	5,907	18,907
FUND BALANCES, BEGINNING OF YEAR	13,668	13,668	-
FUND BALANCES, END OF YEAR	<u>\$ 668</u>	<u>\$ 19,575</u>	<u>\$ 18,907</u>

**CITY OF MENTOR, OHIO**  
**COURT PROBATION SERVICES FUND**  
**SCHEDULE OF REVENUES AND EXPENDITURES - BUDGET AND ACTUAL**  
**(NON-GAAP BUDGETARY BASIS)**  
**Year Ended December 31, 2020**

	<u>Final Budget</u>	<u>Actual</u>	<u>Variance - Positive (Negative)</u>
REVENUES:			
Fines and forfeitures	\$ 75,000	\$ 51,327	\$ (23,673)
EXPENDITURES:			
General government:			
Employee compensation	45,000	45,000	-
Other	130,750	19,917	110,833
Total expenditures	<u>175,750</u>	<u>64,917</u>	<u>110,833</u>
NET CHANGE IN FUND BALANCE	(100,750)	(13,590)	87,160
FUND BALANCES, BEGINNING OF YEAR	<u>101,215</u>	<u>101,215</u>	<u>-</u>
FUND BALANCES, END OF YEAR	<u>\$ 465</u>	<u>\$ 87,625</u>	<u>\$ 87,160</u>

**CITY OF MENTOR, OHIO**  
**INDIGENT DRIVER ALCOHOL TREATMENT FUND**  
**SCHEDULE OF REVENUES AND EXPENDITURES - BUDGET AND ACTUAL**  
**(NON-GAAP BUDGETARY BASIS)**  
**Year Ended December 31, 2020**

	<u>Final Budget</u>	<u>Actual</u>	<u>Variance - Positive (Negative)</u>
<b>REVENUES:</b>			
Fines and forfeitures	\$ 10,000	\$ 7,103	\$ (2,897)
Intergovernmental	10,000	4,418	(5,582)
Total revenues	<u>20,000</u>	<u>11,521</u>	<u>(8,479)</u>
<b>EXPENDITURES:</b>			
General government	<u>80,000</u>	<u>6,550</u>	<u>73,450</u>
NET CHANGE IN FUND BALANCE	(60,000)	4,971	64,971
FUND BALANCES, BEGINNING OF YEAR	<u>63,759</u>	<u>63,759</u>	<u>-</u>
FUND BALANCES, END OF YEAR	<u>\$ 3,759</u>	<u>\$ 68,730</u>	<u>\$ 64,971</u>

**CITY OF MENTOR, OHIO**  
**INDIGENT DRIVER ALCOHOL MONITORING FUND**  
**SCHEDULE OF REVENUES AND EXPENDITURES - BUDGET AND ACTUAL**  
**(NON-GAAP BUDGETARY BASIS)**  
**Year Ended December 31, 2020**

	<u>Final Budget</u>	<u>Actual</u>	<u>Variance - Positive (Negative)</u>
REVENUES:			
Fines and forfeitures	\$ 20,000	\$ 21,309	\$ 1,309
EXPENDITURES:			
General government	130,000	19,377	110,623
NET CHANGE IN FUND BALANCE	(110,000)	1,932	111,932
FUND BALANCES, BEGINNING OF YEAR	126,278	126,278	-
FUND BALANCES, END OF YEAR	<u>\$ 16,278</u>	<u>\$ 128,210</u>	<u>\$ 111,932</u>

**CITY OF MENTOR, OHIO**  
**LAW ENFORCEMENT TRUST FUND**  
**SCHEDULE OF REVENUES AND EXPENDITURES - BUDGET AND ACTUAL**  
**(NON-GAAP BUDGETARY BASIS)**  
**Year Ended December 31, 2020**

	<u>Final Budget</u>	<u>Actual</u>	<u>Variance - Positive (Negative)</u>
REVENUES:			
Fines and forfeitures	\$ 7,500	\$ 8,563	\$ 1,063
EXPENDITURES:			
Police	15,000	-	15,000
NET CHANGE IN FUND BALANCE	(7,500)	8,563	16,063
FUND BALANCES, BEGINNING OF YEAR	73,640	73,640	-
FUND BALANCES, END OF YEAR	<u>\$ 66,140</u>	<u>\$ 82,203</u>	<u>\$ 16,063</u>

**CITY OF MENTOR, OHIO**  
**PAYROLL STABILIZATION FUND**  
**SCHEDULE OF REVENUES AND EXPENDITURES - BUDGET AND ACTUAL**  
**(NON-GAAP BUDGETARY BASIS)**  
**Year Ended December 31, 2020**

	<u>Final Budget</u>	<u>Actual</u>	<u>Variance - Positive (Negative)</u>
REVENUES:	\$ -	\$ -	\$ -
EXPENDITURES:			
Planning and development	1,000	-	1,000
Fire	125,000	77,499	47,501
General government	22,684	2,610	20,074
Parks and recreation	58,926	57,426	1,500
Police	125,000	25,015	99,985
Streets and highways	100,000	41,820	58,180
Engineering and building	25,000	1,676	23,324
Total expenditures	<u>457,610</u>	<u>206,046</u>	<u>251,564</u>
Excess (deficiency) of revenues over expenditures	(457,610)	(206,046)	251,564
OTHER FINANCING SOURCES:			
Transfers in	585,000	376,936	(208,064)
Total other financing sources	<u>585,000</u>	<u>376,936</u>	<u>(208,064)</u>
NET CHANGE IN FUND BALANCE	127,390	170,890	43,500
FUND BALANCES, BEGINNING OF YEAR	<u>1,373,937</u>	<u>1,373,937</u>	<u>-</u>
FUND BALANCES, END OF YEAR	<u>\$ 1,501,327</u>	<u>\$ 1,544,827</u>	<u>\$ 43,500</u>



**CITY OF MENTOR, OHIO**  
**POLICE CANINE FUND**  
**SCHEDULE OF REVENUES AND EXPENDITURES - BUDGET AND ACTUAL**  
**(NON-GAAP BUDGETARY BASIS)**  
**Year Ended December 31, 2020**

	<u>Final Budget</u>	<u>Actual</u>	<u>Variance - Positive (Negative)</u>
REVENUES:			
Donations and other	\$ 100	\$ 537	\$ 437
EXPENDITURES:			
Police	8,500	407	8,093
NET CHANGE IN FUND BALANCE	(8,400)	130	8,530
FUND BALANCES, BEGINNING OF YEAR	16,698	16,698	-
FUND BALANCES, END OF YEAR	<u>\$ 8,298</u>	<u>\$ 16,828</u>	<u>\$ 8,530</u>

**CITY OF MENTOR, OHIO**  
**SEAT BELT GRANT FUND**  
**SCHEDULE OF REVENUES AND EXPENDITURES - BUDGET AND ACTUAL**  
**(NON-GAAP BUDGETARY BASIS)**  
**Year Ended December 31, 2020**

	<u>Final Budget</u>	<u>Actual</u>	<u>Variance - Positive (Negative)</u>
REVENUES:	\$ -	\$ -	\$ -
EXPENDITURES:			
Police	5,832	5,832	-
NET CHANGE IN FUND BALANCE	(5,832)	(5,832)	-
Adjustment for prior year encumbrances	1,465	1,465	-
FUND BALANCES, BEGINNING OF YEAR	4,367	4,367	-
FUND BALANCES, END OF YEAR	<u>\$ -</u>	<u>\$ -</u>	<u>\$ -</u>

**CITY OF MENTOR, OHIO**  
**VOCA VICTIMS ASSISTANCE GRANT FUND**  
**SCHEDULE OF REVENUES AND EXPENDITURES - BUDGET AND ACTUAL**  
**(NON-GAAP BUDGETARY BASIS)**  
**Year Ended December 31, 2020**

	<u>Final Budget</u>	<u>Actual</u>	<u>Variance - Positive (Negative)</u>
REVENUES:			
Intergovernmental	\$ 38,140	\$ 28,173	\$ (9,967)
EXPENDITURES:			
Police:			
Employee Compensation	37,564	34,434	3,130
Other	576	-	576
Total Expenditures	<u>38,140</u>	<u>34,434</u>	<u>3,706</u>
NET CHANGE IN FUND BALANCE	-	(6,261)	(6,261)
FUND BALANCES, BEGINNING OF YEAR	<u>6,421</u>	<u>6,421</u>	<u>-</u>
FUND BALANCES, END OF YEAR	<u>\$ 6,421</u>	<u>\$ 160</u>	<u>\$ (6,261)</u>

**CITY OF MENTOR, OHIO**  
**LOCAL CORONAVIRUS FUND**  
**SCHEDULE OF REVENUES AND EXPENDITURES - BUDGET AND ACTUAL**  
**(NON-GAAP BUDGETARY BASIS)**  
**Year Ended December 31, 2020**

	<u>Final Budget</u>	<u>Actual</u>	<u>Variance - Positive (Negative)</u>
<b>REVENUES:</b>			
Intergovernmental	\$ 5,007,904	\$ 5,007,904	\$ -
Investment income	43,179	5,627	(37,552)
Total revenues	<u>5,051,083</u>	<u>5,013,531</u>	<u>(37,552)</u>
<b>EXPENDITURES:</b>			
Fire	2,447,644	2,438,863	8,781
General government	141,645	140,972	673
Parks and recreation	40,000	40,000	-
Police	2,421,774	2,393,673	28,101
Total expenditures	<u>5,051,063</u>	<u>5,013,508</u>	<u>37,555</u>
NET CHANGE IN FUND BALANCE	20	23	3
FUND BALANCES, BEGINNING OF YEAR	<u>-</u>	<u>-</u>	<u>-</u>
FUND BALANCES, END OF YEAR	<u>\$ 20</u>	<u>\$ 23</u>	<u>\$ 3</u>

**CITY OF MENTOR, OHIO**  
**CDBG NSP FUND**  
**SCHEDULE OF REVENUES AND EXPENDITURES - BUDGET AND ACTUAL**  
**(NON-GAAP BUDGETARY BASIS)**  
**Year Ended December 31, 2020**

---

	<u>Final Budget</u>	<u>Actual</u>	<u>Variance - Positive (Negative)</u>
REVENUES:			
Investment income	\$ 2,385	\$ 2,385	\$ -
EXPENDITURES:			
Planning and development	387,501	387,501	-
NET CHANGE IN FUND BALANCE	(385,116)	(385,116)	-
FUND BALANCES, BEGINNING OF YEAR	385,116	385,116	-
FUND BALANCES, END OF YEAR	<u>\$ -</u>	<u>\$ -</u>	<u>\$ -</u>

**CITY OF MENTOR, OHIO**  
**COMMUNITY DEVELOPMENT BLOCK GRANT FUND**  
**SCHEDULE OF REVENUES AND EXPENDITURES - BUDGET AND ACTUAL**  
**(NON-GAAP BUDGETARY BASIS)**  
**Year Ended December 31, 2020**

	<u>Final Budget</u>	<u>Actual</u>	<u>Variance - Positive (Negative)</u>
REVENUES:			
Intergovernmental	\$ 635,645	\$ 257,184	\$ (378,461)
EXPENDITURES:			
Planning and development:			
Employee compensation	6,140	6,140	-
Other	681,610	418,164	263,446
Total expenditures	<u>687,750</u>	<u>424,304</u>	<u>263,446</u>
Excess (deficiency) of revenues over expenditures	(52,105)	(167,120)	(115,015)
OTHER FINANCING SOURCES (USES):			
Advances in	180,000	353,920	173,920
Transfers in	-	387,501	387,501
Advances out	(302,784)	(302,784)	-
Total other financing sources (uses)	<u>(122,784)</u>	<u>438,637</u>	<u>561,421</u>
NET CHANGE IN FUND BALANCE	(174,889)	271,517	446,406
Adjustment for prior year encumbrances	196,995	196,995	
FUND BALANCES, BEGINNING OF YEAR	<u>62,066</u>	<u>62,066</u>	<u>-</u>
FUND BALANCES, END OF YEAR	<u>\$ 84,172</u>	<u>\$ 530,578</u>	<u>\$ 446,406</u>

**CITY OF MENTOR, OHIO**  
**FORFEITED PROPERTY - U.S. DEPARTMENT OF JUSTICE FUND**  
**SCHEDULE OF REVENUES AND EXPENDITURES - BUDGET AND ACTUAL**  
**(NON-GAAP BUDGETARY BASIS)**  
**Year Ended December 31, 2020**

	<u>Final Budget</u>	<u>Actual</u>	<u>Variance - Positive (Negative)</u>
REVENUES:			
Investment income	\$ 1,000	\$ 594	\$ (406)
EXPENDITURES:			
Police	33,000	-	33,000
NET CHANGE IN FUND BALANCE	(32,000)	594	32,594
FUND BALANCES, BEGINNING OF YEAR	54,763	54,763	-
FUND BALANCES, END OF YEAR	<u>\$ 22,763</u>	<u>\$ 55,357</u>	<u>\$ 32,594</u>

**CITY OF MENTOR, OHIO**  
**COUNCIL DONATION FUND**  
**SCHEDULE OF REVENUES AND EXPENDITURES - BUDGET AND ACTUAL**  
**(NON-GAAP BUDGETARY BASIS)**  
**Year Ended December 31, 2020**

---

	<u>Final Budget</u>	<u>Actual</u>	<u>Variance - Positive (Negative)</u>
REVENUES:			
Donations and other	\$ -	\$ -	\$ -
EXPENDITURES:			
General government	475	401	74
NET CHANGE IN FUND BALANCE	(475)	(401)	74
FUND BALANCES, BEGINNING OF YEAR	674	674	-
FUND BALANCES, END OF YEAR	<u>\$ 199</u>	<u>\$ 273</u>	<u>\$ 74</u>



**CITY OF MENTOR, OHIO**  
**POLICE DONATION FUND**  
**SCHEDULE OF REVENUES AND EXPENDITURES - BUDGET AND ACTUAL**  
**(NON-GAAP BUDGETARY BASIS)**  
**Year Ended December 31, 2020**

	<u>Final Budget</u>	<u>Actual</u>	<u>Variance - Positive (Negative)</u>
REVENUES:			
Donations and other	\$ 100	\$ 1,700	\$ 1,600
EXPENDITURES:			
Police	7,634	1,856	5,778
NET CHANGE IN FUND BALANCE	(7,534)	(156)	7,378
Adjustment for prior year encumbrances	1,634	1,634	-
FUND BALANCES, BEGINNING OF YEAR	12,354	12,354	-
FUND BALANCES, END OF YEAR	<u>\$ 6,454</u>	<u>\$ 13,832</u>	<u>\$ 7,378</u>

**CITY OF MENTOR, OHIO**  
**FIRE DONATION FUND**  
**SCHEDULE OF REVENUES AND EXPENDITURES - BUDGET AND ACTUAL**  
**(NON-GAAP BUDGETARY BASIS)**  
**Year Ended December 31, 2020**

	<u>Final Budget</u>	<u>Actual</u>	<u>Variance - Positive (Negative)</u>
REVENUES:			
Donations and other	\$ -	\$ 344	\$ 344
EXPENDITURES:			
Fire	420	-	420
NET CHANGE IN FUND BALANCE	(420)	344	764
FUND BALANCES, BEGINNING OF YEAR	423	423	-
FUND BALANCES, END OF YEAR	<u>\$ 3</u>	<u>\$ 767</u>	<u>\$ 764</u>

**CITY OF MENTOR, OHIO**  
**PARKS AND RECREATION DONATION FUND**  
**SCHEDULE OF REVENUES AND EXPENDITURES - BUDGET AND ACTUAL**  
**(NON-GAAP BUDGETARY BASIS)**  
**Year Ended December 31, 2020**

---

	<u>Final Budget</u>	<u>Actual</u>	<u>Variance - Positive (Negative)</u>
REVENUES:			
Donations and other	\$ 226	\$ -	\$ (226)
EXPENDITURES:			
Parks and recreation	3,000	-	3,000
NET CHANGE IN FUND BALANCE	(2,774)	-	2,774
FUND BALANCES, BEGINNING OF YEAR	2,774	2,774	-
FUND BALANCES, END OF YEAR	<u>\$ -</u>	<u>\$ 2,774</u>	<u>\$ 2,774</u>

**CITY OF MENTOR, OHIO**  
**SENIOR CITIZENS ACTIVITIES FUND**  
**SCHEDULE OF REVENUES AND EXPENDITURES - BUDGET AND ACTUAL**  
**(NON-GAAP BUDGETARY BASIS)**  
**Year Ended December 31, 2020**

	<u>Final Budget</u>	<u>Actual</u>	<u>Variance - Positive (Negative)</u>
REVENUES:			
Donations and other	\$ 400	\$ 4,550	\$ 4,150
EXPENDITURES:			
Parks and recreation	6,216	627	5,589
NET CHANGE IN FUND BALANCE	(5,816)	3,923	9,739
Adjustment for prior year encumbrances	16	16	-
FUND BALANCES, BEGINNING OF YEAR	33,571	33,571	-
FUND BALANCES, END OF YEAR	<u>\$ 27,771</u>	<u>\$ 37,510</u>	<u>\$ 9,739</u>

**CITY OF MENTOR, OHIO**  
**CULTURAL FUND**  
**SCHEDULE OF REVENUES AND EXPENDITURES - BUDGET AND ACTUAL**  
**(NON-GAAP BUDGETARY BASIS)**  
**Year Ended December 31, 2020**

	<u>Final Budget</u>	<u>Actual</u>	<u>Variance - Positive (Negative)</u>
<b>REVENUES:</b>			
Charges for services	\$ 19,500	\$ 9,852	\$ (9,648)
Donations and other	5,000	1,500	(3,500)
Total revenues	<u>24,500</u>	<u>11,352</u>	<u>(13,148)</u>
<b>EXPENDITURES:</b>			
Parks and recreation	<u>27,396</u>	<u>9,708</u>	<u>17,688</u>
NET CHANGE IN FUND BALANCE	(2,896)	1,644	4,540
Adjustment for prior year encumbrances	1,896	1,896	-
FUND BALANCES, BEGINNING OF YEAR	<u>75,378</u>	<u>75,378</u>	<u>-</u>
FUND BALANCES, END OF YEAR	<u>\$ 74,378</u>	<u>\$ 78,918</u>	<u>\$ 4,540</u>

**CITY OF MENTOR, OHIO**  
**BEAUTIFICATION FUND**  
**SCHEDULE OF REVENUES AND EXPENDITURES - BUDGET AND ACTUAL**  
**(NON-GAAP BUDGETARY BASIS)**  
**Year Ended December 31, 2020**

	<u>Final Budget</u>	<u>Actual</u>	<u>Variance - Positive (Negative)</u>
REVENUES:	\$ -	\$ -	\$ -
EXPENDITURES:			
Parks and recreation	2,000	-	2,000
NET CHANGE IN FUND BALANCE	(2,000)	-	2,000
FUND BALANCES, BEGINNING OF YEAR	2,258	2,258	-
FUND BALANCES, END OF YEAR	<u>\$ 258</u>	<u>\$ 2,258</u>	<u>\$ 2,000</u>

**CITY OF MENTOR, OHIO**  
**LOCAL GRANT FUND**  
**SCHEDULE OF REVENUES AND EXPENDITURES - BUDGET AND ACTUAL**  
**(NON-GAAP BUDGETARY BASIS)**  
**Year Ended December 31, 2020**

	<u>Final Budget</u>	<u>Actual</u>	<u>Variance - Positive (Negative)</u>
<b>REVENUES:</b>			
Donations and other	\$ 360,431	\$ 7,859	\$ (352,572)
<b>EXPENDITURES:</b>			
Fire	556	56	500
General government	1,000	-	1,000
Parks and recreation	180,106	180,106	-
Police	1,889	960	929
Streets and highways	140,806	136,976	3,830
Total expenditures	<u>324,357</u>	<u>318,098</u>	<u>6,259</u>
Excess (deficiency) of revenues over expenditures	36,074	(310,239)	(346,313)
<b>OTHER FINANCING SOURCES (USES):</b>			
Advances in	153,848	351,611	197,763
Transfers in	6,000	6,000	-
Advances out	(364,471)	(210,622)	153,849
Total other financing sources (uses)	<u>(204,623)</u>	<u>146,989</u>	<u>351,612</u>
<b>NET CHANGE IN FUND BALANCE</b>	(168,549)	(163,250)	5,299
Adjustment for prior year encumbrances	120,660	120,660	-
<b>FUND BALANCES, BEGINNING OF YEAR</b>	<u>49,349</u>	<u>49,349</u>	<u>-</u>
<b>FUND BALANCES, END OF YEAR</b>	<u>\$ 1,460</u>	<u>\$ 6,759</u>	<u>\$ 5,299</u>

**CITY OF MENTOR, OHIO**  
**GENERAL OBLIGATION BOND RETIREMENT FUND**  
**SCHEDULE OF REVENUES AND EXPENDITURES - BUDGET AND ACTUAL**  
**(NON-GAAP BUDGETARY BASIS)**  
**Year Ended December 31, 2020**

	<u>Final Budget</u>	<u>Actual</u>	<u>Variance - Positive (Negative)</u>
<b>REVENUES:</b>			
Intergovernmental	\$ 100,000	\$ 223,014	\$ 123,014
Investment income	10,200	10,234	34
Property taxes	1,885,608	1,850,894	(34,714)
Total revenues	<u>1,995,808</u>	<u>2,084,142</u>	<u>88,334</u>
<b>EXPENDITURES:</b>			
Debt service:			
Principal retirement	2,019,131	2,006,431	12,700
Interest and other charges	1,003,415	854,648	148,767
Total expenditures	<u>3,022,546</u>	<u>2,861,079</u>	<u>161,467</u>
Excess (deficiency) of revenues over expenditures	(1,026,738)	(776,937)	249,801
<b>OTHER FINANCING SOURCES (USES):</b>			
Advances in	16,400	16,431	31
Bond premium	440,382	440,382	-
Issuance of refunding bonds	9,480,000	9,480,000	-
Payment to escrow from bond refunding proceeds	(9,882,021)	(9,882,021)	-
Transfers in	873,583	873,583	-
Total other financing sources (uses)	<u>928,344</u>	<u>928,375</u>	<u>31</u>
<b>NET CHANGE IN FUND BALANCE</b>	(98,394)	151,438	249,832
<b>FUND BALANCES, BEGINNING OF YEAR</b>	<u>780,249</u>	<u>780,249</u>	<u>-</u>
<b>FUND BALANCES, END OF YEAR</b>	<u>\$ 681,855</u>	<u>\$ 931,687</u>	<u>\$ 249,832</u>



**CITY OF MENTOR, OHIO**  
**PLAZA BOULEVARD EXTENSION FUND**  
**SCHEDULE OF REVENUES AND EXPENDITURES - BUDGET AND ACTUAL**  
**(NON-GAAP BUDGETARY BASIS)**  
**Year Ended December 31, 2020**

	<u>Final Budget</u>	<u>Actual</u>	<u>Variance - Positive (Negative)</u>
REVENUES	\$ -	\$ -	\$ -
EXPENDITURES	-	-	-
OTHER FINANCING SOURCES (USES):			
Transfers out	(468,514)	(468,514)	-
Total other financing sources (uses)	<u>(468,514)</u>	<u>(468,514)</u>	<u>-</u>
NET CHANGE IN FUND BALANCE	(468,514)	(468,514)	-
FUND BALANCES, BEGINNING OF YEAR	<u>468,514</u>	<u>468,514</u>	<u>-</u>
FUND BALANCES, END OF YEAR	<u>\$ -</u>	<u>\$ -</u>	<u>\$ -</u>

**CITY OF MENTOR, OHIO**  
**AMPHITHEATER FUND**  
**SCHEDULE OF REVENUES AND EXPENDITURES - BUDGET AND ACTUAL**  
**(NON-GAAP BUDGETARY BASIS)**  
**Year Ended December 31, 2020**

	<u>Final Budget</u>	<u>Actual</u>	<u>Variance - Positive (Negative)</u>
REVENUES:	\$ -	\$ -	\$ -
EXPENDITURES:	-	-	-
OTHER FINANCING SOURCES (USES):			
Advances in	1,113,000	1,112,425	(575)
Transfers in	50,000	50,000	-
Advances out	(1,163,000)	(1,162,425)	575
Total other financing sources (uses)	-	-	-
NET CHANGE IN FUND BALANCE	-	-	-
FUND BALANCES, BEGINNING OF YEAR	-	-	-
FUND BALANCES, END OF YEAR	\$ -	\$ -	\$ -

**CITY OF MENTOR, OHIO**  
**SPRINGBROOK PARK FUND**  
**SCHEDULE OF REVENUES AND EXPENDITURES - BUDGET AND ACTUAL**  
**(NON-GAAP BUDGETARY BASIS)**  
**Year Ended December 31, 2020**

	<u>Final Budget</u>	<u>Actual</u>	<u>Variance - Positive (Negative)</u>
REVENUES:			
Intergovernmental	\$ 764,136	\$ 237,722	\$ (526,414)
EXPENDITURES:			
Parks and recreation:			
Employee compensation	11,951	4,908	7,043
Other	1,297,359	621,441	675,918
Engineering and building	300,566	100,566	200,000
Total expenditures	<u>1,609,876</u>	<u>726,915</u>	<u>882,961</u>
Excess (deficiency) of revenues over expenditures	(845,740)	(489,193)	356,547
OTHER FINANCING SOURCES (USES):			
Advances in	3,700,000	1,000,000	(2,700,000)
Transfers in	576,091	-	(576,091)
Advances out	(3,940,500)	(1,000,000)	2,940,500
Total other financing sources (uses)	<u>335,591</u>	<u>-</u>	<u>(335,591)</u>
NET CHANGE IN FUND BALANCE	(510,149)	(489,193)	20,956
Adjustment for prior year encumbrances	690,925	690,925	-
FUND BALANCES, BEGINNING OF YEAR	<u>41,232</u>	<u>41,232</u>	<u>-</u>
FUND BALANCES, END OF YEAR	<u>\$ 222,008</u>	<u>\$ 242,964</u>	<u>\$ 20,956</u>

**CITY OF MENTOR, OHIO**  
**WOODNORTON WAY FUND**  
**SCHEDULE OF REVENUES AND EXPENDITURES - BUDGET AND ACTUAL**  
**(NON-GAAP BUDGETARY BASIS)**  
**Year Ended December 31, 2020**

	<u>Final Budget</u>	<u>Actual</u>	<u>Variance - Positive (Negative)</u>
REVENUES:	\$ -	\$ -	\$ -
EXPENDITURES:			
Streets and highways	646,362	641,114	5,248
Engineering and building	35,516	35,516	-
Total expenditures	<u>681,878</u>	<u>676,630</u>	<u>5,248</u>
Excess (deficiency) of revenues over expenditures	(681,878)	(676,630)	5,248
OTHER FINANCING SOURCES (USES):			
Advances in	772,000	772,000	-
Transfers in	75,000	75,000	-
Advances out	(751,000)	(751,000)	-
Total other financing sources (uses)	<u>96,000</u>	<u>96,000</u>	<u>-</u>
NET CHANGE IN FUND BALANCE	(585,878)	(580,630)	5,248
Adjustment for prior year encumbrances	660,933	660,933	-
FUND BALANCES, BEGINNING OF YEAR	<u>583</u>	<u>583</u>	<u>-</u>
FUND BALANCES, END OF YEAR	<u>\$ 75,638</u>	<u>\$ 80,886</u>	<u>\$ 5,248</u>

**CITY OF MENTOR, OHIO**  
**TWO TOWN DETENTION BASIN FUND**  
**SCHEDULE OF REVENUES AND EXPENDITURES - BUDGET AND ACTUAL**  
**(NON-GAAP BUDGETARY BASIS)**  
**Year Ended December 31, 2020**

	<u>Final Budget</u>	<u>Actual</u>	<u>Variance - Positive (Negative)</u>
<b>REVENUES:</b>			
Intergovernmental	\$ -	\$ 33,211	\$ 33,211
<b>EXPENDITURES:</b>			
Streets and highways	96,968	63,176	33,792
Engineering and building	1,441	1,441	-
Total expenditures	<u>98,409</u>	<u>64,617</u>	<u>33,792</u>
Excess (deficiency) of revenues over expenditures	(98,409)	(31,406)	67,003
<b>OTHER FINANCING SOURCES (USES):</b>			
Issuance of OPWC Loan	-	31,854	31,854
Total other financing sources (uses)	<u>-</u>	<u>31,854</u>	<u>31,854</u>
NET CHANGE IN FUND BALANCE	(98,409)	448	98,857
Adjustment for prior year encumbrances	98,409	98,409	-
FUND BALANCES, BEGINNING OF YEAR	<u>118,543</u>	<u>118,543</u>	<u>-</u>
FUND BALANCES, END OF YEAR	<u>\$ 118,543</u>	<u>\$ 217,400</u>	<u>\$ 98,857</u>

**CITY OF MENTOR, OHIO**  
**RICE DETENTION BASIN FUND**  
**SCHEDULE OF REVENUES AND EXPENDITURES - BUDGET AND ACTUAL**  
**(NON-GAAP BUDGETARY BASIS)**  
**Year Ended December 31, 2020**

	<u>Final Budget</u>	<u>Actual</u>	<u>Variance - Positive (Negative)</u>
REVENUES:			
Intergovernmental	\$ -	\$ -	\$ -
EXPENDITURES:			
Streets and highways	33,522	18,992	14,530
Engineering and building	11,086	10,952	134
Total expenditures	<u>44,608</u>	<u>29,944</u>	<u>14,664</u>
Excess (deficiency) of revenues over expenditures	(44,608)	(29,944)	14,664
OTHER FINANCING SOURCES (USES):			
Issuance of OPWC Loan	-	9,620	9,620
Transfers in	207,000	182,276	(24,724)
Advances out	(400,000)	(400,000)	-
Total other financing sources (uses)	<u>(193,000)</u>	<u>(208,104)</u>	<u>(15,104)</u>
NET CHANGE IN FUND BALANCE	(237,608)	(238,048)	(440)
Adjustment for prior year encumbrances	38,608	38,608	-
FUND BALANCES, BEGINNING OF YEAR	<u>199,440</u>	<u>199,440</u>	<u>-</u>
FUND BALANCES, END OF YEAR	<u>\$ 440</u>	<u>\$ -</u>	<u>\$ (440)</u>

**CITY OF MENTOR, OHIO**  
**MARIGOLD ROAD FUND**  
**SCHEDULE OF REVENUES AND EXPENDITURES - BUDGET AND ACTUAL**  
**(NON-GAAP BUDGETARY BASIS)**  
**Year Ended December 31, 2020**

	<u>Final Budget</u>	<u>Actual</u>	<u>Variance - Positive (Negative)</u>
REVENUES	\$ -	\$ -	\$ -
EXPENDITURES	-	-	-
OTHER FINANCING SOURCES (USES):			
Issuance of OPWC Loan	1,179	1,178	(1)
Transfers out	(159,071)	(159,071)	-
Total other financing sources (uses)	<u>(157,892)</u>	<u>(157,893)</u>	<u>(1)</u>
NET CHANGE IN FUND BALANCE	(157,892)	(157,893)	(1)
FUND BALANCES, BEGINNING OF YEAR	<u>157,893</u>	<u>157,893</u>	<u>-</u>
FUND BALANCES, END OF YEAR	<u>\$ 1</u>	<u>\$ -</u>	<u>\$ (1)</u>

**CITY OF MENTOR, OHIO**  
**HEADLANDS STREET REHAB ORCHARD ROAD FUND**  
**SCHEDULE OF REVENUES AND EXPENDITURES - BUDGET AND ACTUAL**  
**(NON-GAAP BUDGETARY BASIS)**  
**Year Ended December 31, 2020**

	<u>Final Budget</u>	<u>Actual</u>	<u>Variance - Positive (Negative)</u>
<b>REVENUES:</b>			
Charges for services	\$ 30,000	\$ 41,124	\$ 11,124
Intergovernmental	10,000	3,247	(6,753)
Total revenues	<u>40,000</u>	<u>44,371</u>	<u>4,371</u>
<b>EXPENDITURES:</b>			
Streets and highways	195,686	177,231	18,455
Engineering and building	52,879	15,719	37,160
Total expenditures	<u>248,565</u>	<u>192,950</u>	<u>55,615</u>
Excess (deficiency) of revenues over expenditures	(208,565)	(148,579)	59,986
<b>OTHER FINANCING SOURCES (USES):</b>			
Issuance of Bonds	1,600,000	-	(1,600,000)
Issuance of OPWC Loan	-	35,744	35,744
Advances out	(1,800,000)	(1,800,000)	-
Transfers out	(126,506)	(126,506)	-
Total other financing sources (uses)	<u>(326,506)</u>	<u>(1,890,762)</u>	<u>(1,564,256)</u>
NET CHANGE IN FUND BALANCE	(535,071)	(2,039,341)	(1,504,270)
Adjustment for prior year encumbrances	248,565	248,565	-
FUND BALANCES, BEGINNING OF YEAR	<u>1,790,776</u>	<u>1,790,776</u>	<u>-</u>
FUND BALANCES, END OF YEAR	<u>\$ 1,504,270</u>	<u>\$ -</u>	<u>\$ (1,504,270)</u>



**CITY OF MENTOR, OHIO**  
**EMERGENCY REGIONAL RESPONSE FACILITY FUND**  
**SCHEDULE OF REVENUES AND EXPENDITURES - BUDGET AND ACTUAL**  
**(NON-GAAP BUDGETARY BASIS)**  
**Year Ended December 31, 2020**

	<u>Final Budget</u>	<u>Actual</u>	<u>Variance - Positive (Negative)</u>
REVENUES:	\$ -	\$ -	\$ -
EXPENDITURES:			
Fire	3,137,000	2,797,000	340,000
Engineering and building	133,663	130,663	3,000
Total expenditures	<u>3,270,663</u>	<u>2,927,663</u>	<u>343,000</u>
Excess (deficiency) of revenues over expenditures	(3,270,663)	(2,927,663)	343,000
OTHER FINANCING SOURCES (USES):			
Issuance of Bonds	2,000,000	-	(2,000,000)
Transfers in	800,000	533,000	(267,000)
Total other financing sources (uses)	<u>2,800,000</u>	<u>533,000</u>	<u>(2,267,000)</u>
NET CHANGE IN FUND BALANCE	(470,663)	(2,394,663)	(1,924,000)
Adjustment for prior year encumbrances	8,663	8,663	-
FUND BALANCES, BEGINNING OF YEAR	<u>2,389,292</u>	<u>2,389,292</u>	<u>-</u>
FUND BALANCES, END OF YEAR	<u>\$ 1,927,292</u>	<u>\$ 3,292</u>	<u>\$ (1,924,000)</u>

**CITY OF MENTOR, OHIO**  
**BELLE MEADOW ROAD FUND**  
**SCHEDULE OF REVENUES AND EXPENDITURES - BUDGET AND ACTUAL**  
**(NON-GAAP BUDGETARY BASIS)**  
**Year Ended December 31, 2020**

	<u>Final Budget</u>	<u>Actual</u>	<u>Variance - Positive (Negative)</u>
<b>REVENUES:</b>			
Charges for services	\$ 300,000	\$ 196,069	\$ (103,931)
Intergovernmental	650,000	501,080	(148,920)
Total revenues	<u>950,000</u>	<u>697,149</u>	<u>(252,851)</u>
<b>EXPENDITURES:</b>			
Streets and highways	1,973,816	1,973,816	-
Engineering and building	295,332	295,332	-
Total expenditures	<u>2,269,148</u>	<u>2,269,148</u>	<u>-</u>
Excess (deficiency) of revenues over expenditures	(1,319,148)	(1,571,999)	(252,851)
<b>OTHER FINANCING SOURCES (USES):</b>			
Advances in	-	750,000	750,000
Issuance of Bonds	1,500,000	-	(1,500,000)
Advances out	(2,425,000)	(2,425,000)	-
Total other financing sources (uses)	<u>(925,000)</u>	<u>(1,675,000)</u>	<u>(750,000)</u>
<b>NET CHANGE IN FUND BALANCE</b>	(2,244,148)	(3,246,999)	(1,002,851)
Adjustment for prior year encumbrances	2,269,148	2,269,148	-
<b>FUND BALANCES, BEGINNING OF YEAR</b>	<u>1,627,414</u>	<u>1,627,414</u>	<u>-</u>
<b>FUND BALANCES, END OF YEAR</b>	<u>\$ 1,652,414</u>	<u>\$ 649,563</u>	<u>\$ (1,002,851)</u>

**CITY OF MENTOR, OHIO**  
**HENDRICKS HOPKINS RESURFACING FUND**  
**SCHEDULE OF REVENUES AND EXPENDITURES - BUDGET AND ACTUAL**  
**(NON-GAAP BUDGETARY BASIS)**  
**Year Ended December 31, 2020**

	<u>Final Budget</u>	<u>Actual</u>	<u>Variance - Positive (Negative)</u>
<b>REVENUES:</b>			
Intergovernmental	\$ 199,900	\$ 10,637	\$ (189,263)
<b>EXPENDITURES:</b>			
Streets and highways	72,329	13,817	58,512
Engineering and building	32,015	1,835	30,180
Total expenditures	<u>104,344</u>	<u>15,652</u>	<u>88,692</u>
Excess (deficiency) of revenues over expenditures	95,556	(5,015)	(100,571)
<b>OTHER FINANCING SOURCES (USES):</b>			
Transfers in	190,000	163,205	(26,795)
Advances out	(390,000)	(390,000)	-
Total other financing sources (uses)	<u>(200,000)</u>	<u>(226,795)</u>	<u>(26,795)</u>
NET CHANGE IN FUND BALANCE	(104,444)	(231,810)	(127,366)
Adjustment for prior year encumbrances	104,344	104,344	-
FUND BALANCES, BEGINNING OF YEAR	<u>127,466</u>	<u>127,466</u>	<u>-</u>
FUND BALANCES, END OF YEAR	<u>\$ 127,366</u>	<u>\$ -</u>	<u>\$ (127,366)</u>

**CITY OF MENTOR, OHIO**  
**SR615 RESURFACING FUND**  
**SCHEDULE OF REVENUES AND EXPENDITURES - BUDGET AND ACTUAL**  
**(NON-GAAP BUDGETARY BASIS)**  
**Year Ended December 31, 2020**

	<u>Final Budget</u>	<u>Actual</u>	<u>Variance - Positive (Negative)</u>
<b>REVENUES:</b>			
Intergovernmental	\$ 806,000	\$ 231,383	\$ (574,617)
<b>EXPENDITURES:</b>			
Streets and highways	1,008,000	737,023	270,977
Engineering and building	200,000	72,903	127,097
Total expenditures	<u>1,208,000</u>	<u>809,926</u>	<u>398,074</u>
Excess (deficiency) of revenues over expenditures	(402,000)	(578,543)	(176,543)
<b>OTHER FINANCING SOURCES (USES):</b>			
Advances in	1,208,000	1,208,000	-
Transfers in	402,000	-	(402,000)
Advances out	(1,208,000)	-	1,208,000
Total other financing sources (uses)	<u>402,000</u>	<u>1,208,000</u>	<u>806,000</u>
NET CHANGE IN FUND BALANCE	-	629,457	629,457
FUND BALANCES, BEGINNING OF YEAR	<u>-</u>	<u>-</u>	<u>-</u>
FUND BALANCES, END OF YEAR	<u>\$ -</u>	<u>\$ 629,457</u>	<u>\$ 629,457</u>

**CITY OF MENTOR, OHIO**  
**LAKE OVERLOOK RECONSTRUCTION FUND**  
**SCHEDULE OF REVENUES AND EXPENDITURES - BUDGET AND ACTUAL**  
**(NON-GAAP BUDGETARY BASIS)**  
**Year Ended December 31, 2020**

	<u>Final Budget</u>	<u>Actual</u>	<u>Variance - Positive (Negative)</u>
REVENUES:			
Intergovernmental	\$ -		\$ -
EXPENDITURES:			
Streets and highways	1,180,000	918,559	261,441
Engineering and building	434,000	265,000	169,000
Total expenditures	<u>1,614,000</u>	<u>1,183,559</u>	<u>430,441</u>
Excess (deficiency) of revenues over expenditures	(1,614,000)	(1,183,559)	430,441
OTHER FINANCING SOURCES (USES):			
Advances in	1,614,000	1,614,000	-
Total other financing sources (uses)	<u>1,614,000</u>	<u>1,614,000</u>	<u>-</u>
NET CHANGE IN FUND BALANCE	-	430,441	430,441
FUND BALANCES, BEGINNING OF YEAR	<u>-</u>	<u>-</u>	<u>-</u>
FUND BALANCES, END OF YEAR	<u>\$ -</u>	<u>\$ 430,441</u>	<u>\$ 430,441</u>

**CITY OF MENTOR, OHIO**  
**STOCKBRIDGE/DARTMOOR STORM SEWER IMPROVEMENT FUND**  
**SCHEDULE OF REVENUES AND EXPENDITURES - BUDGET AND ACTUAL**  
**(NON-GAAP BUDGETARY BASIS)**  
**Year Ended December 31, 2020**

	<u>Final Budget</u>	<u>Actual</u>	<u>Variance - Positive (Negative)</u>
<b>REVENUES:</b>			
Intergovernmental	\$ 300,000	\$ -	\$ (300,000)
<b>EXPENDITURES:</b>			
Streets and highways	915,000	747,970	167,030
Engineering and building	200,000	200,000	-
Total expenditures	<u>1,115,000</u>	<u>947,970</u>	<u>167,030</u>
Excess (deficiency) of revenues over expenditures	(815,000)	(947,970)	(132,970)
<b>OTHER FINANCING SOURCES (USES):</b>			
Advances in	1,115,000	950,000	(165,000)
Total other financing sources (uses)	<u>1,115,000</u>	<u>950,000</u>	<u>(165,000)</u>
<b>NET CHANGE IN FUND BALANCE</b>	300,000	2,030	(297,970)
<b>FUND BALANCES, BEGINNING OF YEAR</b>	<u>-</u>	<u>-</u>	<u>-</u>
<b>FUND BALANCES, END OF YEAR</b>	<u>\$ 300,000</u>	<u>\$ 2,030</u>	<u>\$ (297,970)</u>

**CITY OF MENTOR, OHIO**  
**BROOKSDALE ROAD FUND**  
**SCHEDULE OF REVENUES AND EXPENDITURES - BUDGET AND ACTUAL**  
**(NON-GAAP BUDGETARY BASIS)**  
**Year Ended December 31, 2020**

	<u>Final Budget</u>	<u>Actual</u>	<u>Variance - Positive (Negative)</u>
REVENUES	\$ -	\$ -	\$ -
EXPENDITURES	-	-	-
NET CHANGE IN FUND BALANCE	-	-	-
FUND BALANCES, BEGINNING OF YEAR	1,601,230	1,601,230	-
FUND BALANCES, END OF YEAR	<u>\$ 1,601,230</u>	<u>\$ 1,601,230</u>	<u>\$ -</u>

**CITY OF MENTOR, OHIO**  
**STATE GRANTS - OTHER FUND**  
**SCHEDULE OF REVENUES AND EXPENDITURES - BUDGET AND ACTUAL**  
**(NON-GAAP BUDGETARY BASIS)**  
**Year Ended December 31, 2020**

	<u>Final Budget</u>	<u>Actual</u>	<u>Variance - Positive (Negative)</u>
REVENUES:			
Intergovernmental	\$ 160,000	\$ 90,221	\$ (69,779)
EXPENDITURES:			
General government:			
Employee compensation	51,210	51,210	-
Other	48,345	35,007	13,338
Parks and recreation	120,000	120,000	-
Police	13,276	4,679	8,597
Total expenditures	<u>232,831</u>	<u>210,896</u>	<u>21,935</u>
Excess (deficiency) of revenues over expenditures	(72,831)	(120,675)	(47,844)
OTHER FINANCING SOURCES (USES):			
Advances in	120,000	120,000	-
Transfers in	30,000	-	(30,000)
Advances out	(120,000)	-	120,000
Total other financing sources (uses)	<u>30,000</u>	<u>120,000</u>	<u>90,000</u>
NET CHANGE IN FUND BALANCE	(42,831)	(675)	42,156
FUND BALANCES, BEGINNING OF YEAR	<u>98,539</u>	<u>98,539</u>	<u>-</u>
FUND BALANCES, END OF YEAR	<u>\$ 55,708</u>	<u>\$ 97,864</u>	<u>\$ 42,156</u>



**CITY OF MENTOR, OHIO**  
**US20 WIDENING/RESURFACING FUND**  
**SCHEDULE OF REVENUES AND EXPENDITURES - BUDGET AND ACTUAL**  
**(NON-GAAP BUDGETARY BASIS)**  
**Year Ended December 31, 2020**

	<u>Final Budget</u>	<u>Actual</u>	<u>Variance - Positive (Negative)</u>
REVENUES:			
Intergovernmental	\$ 120,000	\$ 117,226	\$ (2,774)
EXPENDITURES:			
Engineering and building	3,620	1,373	2,247
Excess (deficiency) of revenues over expenditures	116,380	115,853	(527)
OTHER FINANCING SOURCES (USES):			
Transfers in	410,000	390,814	(19,186)
Advances out	(600,000)	(600,000)	-
Total other financing sources (uses)	<u>(190,000)</u>	<u>(209,186)</u>	<u>(19,186)</u>
NET CHANGE IN FUND BALANCE	(73,620)	(93,333)	(19,713)
Adjustment for prior year encumbrances	3,620	3,620	-
FUND BALANCES, BEGINNING OF YEAR	<u>89,713</u>	<u>89,713</u>	<u>-</u>
FUND BALANCES, END OF YEAR	<u>\$ 19,713</u>	<u>\$ -</u>	<u>\$ (19,713)</u>

**CITY OF MENTOR, OHIO**  
**HOPKINS RD RESURFACING MARKET TO MENTOR FUND**  
**SCHEDULE OF REVENUES AND EXPENDITURES - BUDGET AND ACTUAL**  
**(NON-GAAP BUDGETARY BASIS)**  
**Year Ended December 31, 2020**

	<u>Final Budget</u>	<u>Actual</u>	<u>Variance - Positive (Negative)</u>
<b>REVENUES:</b>			
Intergovernmental	\$ 970,000	\$ -	\$ (970,000)
<b>EXPENDITURES:</b>			
Streets and highways	840,000	775,050	64,950
Engineering and building	140,000	102,607	37,393
Total expenditures	<u>980,000</u>	<u>877,657</u>	<u>102,343</u>
Excess (deficiency) of revenues over expenditures	(10,000)	(877,657)	(867,657)
<b>OTHER FINANCING SOURCES (USES):</b>			
Advances in	980,000	980,000	-
Transfers in	10,000	-	(10,000)
Advances out	(980,000)	-	980,000
Total other financing sources (uses)	<u>10,000</u>	<u>980,000</u>	<u>970,000</u>
NET CHANGE IN FUND BALANCE	-	102,343	102,343
FUND BALANCES, BEGINNING OF YEAR	<u>-</u>	<u>-</u>	<u>-</u>
FUND BALANCES, END OF YEAR	<u>\$ -</u>	<u>\$ 102,343</u>	<u>\$ 102,343</u>

**CITY OF MENTOR, OHIO**  
**TYLER BLVD RESURFACING SR615 TO HEISLEY FUND**  
**SCHEDULE OF REVENUES AND EXPENDITURES - BUDGET AND ACTUAL**  
**(NON-GAAP BUDGETARY BASIS)**  
**Year Ended December 31, 2020**

	<u>Final Budget</u>	<u>Actual</u>	<u>Variance - Positive (Negative)</u>
<b>REVENUES:</b>			
Intergovernmental	\$ 780,000	\$ 1,104,451	\$ 324,451
<b>EXPENDITURES:</b>			
Streets and highways	1,373,000	1,372,850	150
Engineering and building	130,000	126,000	4,000
Total expenditures	<u>1,503,000</u>	<u>1,498,850</u>	<u>4,150</u>
Excess (deficiency) of revenues over expenditures	(723,000)	(394,399)	328,601
<b>OTHER FINANCING SOURCES (USES):</b>			
Advances in	1,503,000	1,547,000	44,000
Transfers in	650,000	-	(650,000)
Advances out	(1,430,000)	-	1,430,000
Total other financing sources (uses)	<u>723,000</u>	<u>1,547,000</u>	<u>824,000</u>
NET CHANGE IN FUND BALANCE	-	1,152,601	1,152,601
FUND BALANCES, BEGINNING OF YEAR	<u>-</u>	<u>-</u>	<u>-</u>
FUND BALANCES, END OF YEAR	<u>\$ -</u>	<u>\$ 1,152,601</u>	<u>\$ 1,152,601</u>

**CITY OF MENTOR, OHIO**  
**FEDERAL GRANTS - OTHER FUND**  
**SCHEDULE OF REVENUES AND EXPENDITURES - BUDGET AND ACTUAL**  
**(NON-GAAP BUDGETARY BASIS)**  
**Year Ended December 31, 2020**

	<u>Final Budget</u>	<u>Actual</u>	<u>Variance - Positive (Negative)</u>
<b>REVENUES:</b>			
Intergovernmental	\$ 861,815	\$ 84,369	\$ (777,446)
<b>EXPENDITURES:</b>			
Fire	646,495	46,494	600,001
Parks and recreation	14,000	14,000	-
Police:			
Employee compensation	87,670	26,947	60,723
Other	77,616	49,463	28,153
Streets and highways	202,000	-	202,000
Engineering and building	60,000	-	60,000
Total expenditures	<u>1,087,781</u>	<u>136,904</u>	<u>950,877</u>
Excess (deficiency) of revenues over expenditures	(225,966)	(52,535)	173,431
<b>OTHER FINANCING SOURCES (USES):</b>			
Advances in	954,906	929,906	(25,000)
Transfers in	250,239	33,692	(216,547)
Advances out	(1,005,877)	(315,000)	690,877
Total other financing sources (uses)	<u>199,268</u>	<u>648,598</u>	<u>449,330</u>
NET CHANGE IN FUND BALANCE	(26,698)	596,063	622,761
FUND BALANCES, BEGINNING OF YEAR	<u>27,936</u>	<u>27,936</u>	<u>-</u>
FUND BALANCES, END OF YEAR	<u>\$ 1,238</u>	<u>\$ 623,999</u>	<u>\$ 622,761</u>

# Statistical Section

This part of the City of Mentor's comprehensive annual financial report presents detailed information as a context for understanding what the information in the financial statements, note disclosures, and required supplementary information says about the City's overall financial health.

<b><u>Contents</u></b>	<b><u>Page</u></b>
<b><i>Financial Trends</i></b> These schedules contain trend information to help the reader understand how the City's financial performance and well-being have changed over time.	<b>202 - 206</b>
<b><i>Revenue Capacity</i></b> These schedules contain information to help the reader assess the factors affecting the City's ability to generate its property and sales taxes.	<b>207 - 211</b>
<b><i>Debt Capacity</i></b> These schedules present information to help the reader assess the affordability of the City's current levels of outstanding debt and the City's ability to issue additional debt in the future.	<b>212 - 216</b>
<b><i>Demographic and Economic Information</i></b> These schedules offer demographic and economic indicators to help the reader understand the environment within which the City's financial activities take place and to help make comparisons over time and with other governments.	<b>217 - 218</b>
<b><i>Operating Information</i></b> The schedules contain information about the City's operations and resources to help the reader understand how the City's financial information relates to the services the City provides and the activities it performs.	<b>219 - 221</b>

Sources: Unless otherwise noted, the information in these schedules is derived from the comprehensive annual financial reports for the relevant year.

**CITY OF MENTOR, OHIO**  
*Net Position By Components*  
 12/31/2020  
 (Accrual Basis of Accounting)

	<u>2020</u>	<u>2019</u>	<u>2018</u>	<u>2017</u>	<u>2016</u>	<u>2015</u>	<u>2014</u>	<u>2013</u>	<u>2012</u>	<u>2011</u>
<b>GOVERNMENTAL ACTIVITIES</b>										
<b>Net Investment in Capital Assets</b>	\$ 145,643,444	\$ 138,002,503	\$ 142,439,209	\$ 136,899,308	\$ 140,413,994	\$ 137,257,572	\$ 141,298,558	\$ 136,760,173	\$ 137,357,473	\$ 137,998,058
<b>Restricted -</b>										
Debt Service	8,427,128	9,523,126	10,749,598	11,868,132	11,953,265	12,913,015	13,309,937	14,265,124	15,246,640	16,918,313
Capital Projects	289,296	6,655,932	1,739,075	4,367,153	1,845,743	1,425,815	467,369	1,516,773	820,719	1,862,140
Streets and Public Safety	9,086,195	9,476,970	5,976,338	7,091,103	7,660,294	6,951,013	8,059,778	8,464,341	7,766,991	6,346,121
<b>Unrestricted</b>	<u>(34,005,994)</u>	<u>(40,793,696)</u>	<u>(65,054,663)</u>	<u>(21,861,302)</u>	<u>(14,924,033)</u>	<u>(13,689,436)</u>	<u>23,738,323</u>	<u>26,367,394</u>	<u>26,679,496</u>	<u>22,903,072</u>
<i>Total Governmental Net Position</i>	<u>\$ 129,440,069</u>	<u>\$ 122,864,835</u>	<u>\$ 95,849,557</u>	<u>\$ 138,364,394</u>	<u>\$ 146,949,263</u>	<u>\$ 144,857,979</u>	<u>\$ 186,873,965</u>	<u>\$ 187,373,805</u>	<u>\$ 187,871,319</u>	<u>\$ 186,027,704</u>

**CITY OF MENTOR, OHIO**  
*Changes in Net Position*  
*12/31/2020*  
*(Accrual Basis of Accounting)*

	2020	2019	2018	2017	2016	2015	2014	2013	2012	2011
<b>Program Revenues</b>										
Governmental Activities:										
Charges for Services:										
General Government	\$ 2,521,252	\$ 2,986,994	\$ 2,819,811	\$ 2,704,324	\$ 2,858,271	\$2,155,735	\$ 2,343,416	\$ 2,591,441	\$ 2,859,205	\$ 2,517,264
Police	1,989,784	1,933,441	1,717,139	1,771,577	1,786,625	125,394	298,684	629,535	722,001	647,865
Fire	2,816,699	3,111,823	2,572,257	2,724,188	2,778,618	1,228,735	1,480,433	1,937,513	2,027,511	1,876,345
Streets & Highways	2,692,877	2,748,505	2,985,618	2,064,896	1,984,987	1,177,684	1,133,114	1,424,203	1,365,463	1,251,159
Parks & Recreation	3,825,309	5,304,365	5,419,111	4,946,887	5,093,697	4,309,898	4,433,544	4,472,734	4,483,983	4,219,193
Planning & Development	307,979	333,067	297,822	304,604	271,767	128,066	144,848	142,889	117,985	79,196
Engineering & Building	1,112,664	1,030,416	1,057,168	1,144,468	1,148,087	675,899	768,592	790,052	744,530	670,800
<i>Subtotal - Charges for Services</i>	<u>15,266,564</u>	<u>17,448,611</u>	<u>16,868,926</u>	<u>15,660,944</u>	<u>15,922,052</u>	<u>9,801,411</u>	<u>10,602,631</u>	<u>11,988,367</u>	<u>12,320,678</u>	<u>11,261,822</u>
Operating Grants and Contributions:										
General Government	5,041,908	72,418	83,366	70,607	185,170	55,371	356,674	505,247	43,264	190,468
Police	148,813	106,473	133,253	232,639	202,891	58,971	59,262	90,591	165,764	78,606
Fire	46,494	68,259	176,349	104,189	897,547	4,459	4,840	13,982	19,551	337,690
Streets & Highways	5,520,935	4,467,610	4,709,172	2,585,613	2,425,344	253,017	129,572	749,191	548,119	374,048
Parks, Recreation & Public Facilities	620,896	365,576	313,419	424,561	535,252	278,030	260,403	254,010	340,684	438,115
Planning & Development	257,587	122,927	141,356	132,409	196,093	205,426	150,052	218,902	613,097	1,128,963
Engineering & Building	-	2,250	5,250	-	11,400	591	-	-	-	-
<i>Subtotal - Operating Grants and Contributions</i>	<u>11,636,633</u>	<u>5,205,513</u>	<u>5,562,165</u>	<u>3,550,018</u>	<u>4,453,697</u>	<u>855,865</u>	<u>960,803</u>	<u>1,831,923</u>	<u>1,730,479</u>	<u>2,547,890</u>
Capital Grants and Contributions:										
General Government	16,217	-	-	-	-	-	33,527	-	-	-
Police	-	-	-	-	8,316	-	233,530	9,700	3,570	71,580
Fire	-	-	500,000	-	-	-	-	-	119,600	1,103,268
Streets & Highways	33,211	127,710	158,199	2,763,982	4,556,152	1,116,596	1,478,995	335,588	-	31,884
Parks, Recreation & Public Facilities	90,000	-	-	-	-	-	-	-	-	-
Engineering & Building	-	-	-	-	-	-	-	-	-	240
Interest and Fiscal Charges	-	-	-	-	-	-	-	-	-	-
<i>Subtotal - Capital Grants and Contributions</i>	<u>139,428</u>	<u>127,710</u>	<u>658,199</u>	<u>2,763,982</u>	<u>4,564,468</u>	<u>1,116,596</u>	<u>1,746,052</u>	<u>345,288</u>	<u>123,170</u>	<u>1,206,972</u>
<i>Total Governmental Program Revenues</i>	<u>\$27,042,625</u>	<u>\$22,781,834</u>	<u>\$23,089,290</u>	<u>\$21,974,944</u>	<u>\$24,940,217</u>	<u>\$ 11,773,872</u>	<u>\$ 13,309,486</u>	<u>\$ 14,165,578</u>	<u>\$ 14,174,327</u>	<u>\$ 15,016,684</u>

**CITY OF MENTOR, OHIO**  
*Changes in Net Position (continued)*  
 12/31/2020  
 (Accrual Basis of Accounting)

	2020	2019	2018	2017	2016	2015	2014	2013	2012	2011
<b>Expenses</b>										
Governmental Activities:										
General Government	\$ 10,770,438	\$ 11,655,718	\$ 9,783,557	\$ 11,323,070	\$ 9,367,082	\$ 8,010,257	\$ 7,608,355	\$ 6,969,458	\$ 7,270,605	\$ 7,191,527
Police	17,440,032	5,332,531	17,791,171	16,903,833	16,427,987	14,356,357	13,527,805	13,430,646	13,646,699	12,950,663
Fire	15,656,031	2,395,988	15,595,999	15,295,734	15,126,018	11,984,552	12,184,072	12,293,472	13,068,938	13,373,637
Streets and Highways	20,180,026	20,045,636	18,451,295	22,720,873	18,817,008	14,300,711	15,157,572	16,074,733	15,442,708	14,651,958
Parks, Recreation & Public Facilities	8,673,636	11,099,055	9,915,522	10,239,656	10,285,152	10,106,430	9,680,622	9,124,443	8,504,180	8,302,334
Planning & Development	4,106,953	4,074,852	3,956,188	3,908,087	3,447,472	3,154,279	2,873,766	2,394,608	2,688,382	2,128,528
Engineering & Building	3,174,855	3,482,872	3,140,639	2,649,925	2,356,039	1,895,626	2,004,928	2,316,314	1,680,518	2,094,279
Interest and Fiscal Charges	931,875	890,041	1,119,683	835,607	1,032,166	1,082,615	1,168,091	1,256,411	1,562,337	1,400,501
<i>Total Governmental Activities Expenses</i>	<u>80,933,846</u>	<u>58,976,693</u>	<u>79,754,054</u>	<u>83,876,785</u>	<u>76,858,924</u>	<u>64,890,827</u>	<u>64,205,211</u>	<u>63,860,085</u>	<u>63,864,367</u>	<u>62,093,427</u>
<b>Net (Expense)/Revenue</b>										
<i>Total Governmental Net Expense</i>	<u>(53,891,221)</u>	<u>(36,194,859)</u>	<u>(56,664,764)</u>	<u>(61,901,841)</u>	<u>(51,918,707)</u>	<u>(53,116,955)</u>	<u>(50,895,725)</u>	<u>(49,694,507)</u>	<u>(49,690,040)</u>	<u>(47,076,743)</u>
<b>General Revenues and Other Changes in Net Position</b>										
Governmental Activities										
Taxes:										
Municipal Income Taxes Levied	45,156,058	46,145,774	43,614,088	43,380,853	42,014,148	39,118,569	38,389,408	38,577,994	37,914,960	32,647,234
Property Taxes Levied										
<i>General Purposes</i>	1,736,201	1,869,851	1,051,625	984,273	570,255	763,762	707,790	708,495	1,453,136	1,853,917
<i>Special Revenue</i>	2,822,969	2,858,850	1,849,560	1,817,622	1,860,508	1,824,512	1,767,081	1,666,403	1,861,131	1,909,238
<i>Debt Service</i>	1,851,005	1,609,958	2,054,114	2,189,989	2,754,754	2,388,212	2,311,162	2,195,300	1,884,994	1,524,324
Other Local Taxes	414,970	751,788	777,484	682,693	628,145	602,640	568,536	544,058	514,501	477,642
Payments in Lieu of Taxes	1,424,996	1,163,661	892,540	726,140	490,529	490,817	478,572	407,065	662,591	203,186
Grants and Entitlements not Restricted to Specific Programs	2,345,051	2,592,016	2,599,620	2,264,634	4,789,030	5,001,823	5,463,036	5,673,886	6,419,066	6,285,208
Unrestricted Investment Earnings	1,040,605	1,468,224	554,885	581,993	488,385	218,794	665,650	(100,371)	684,403	790,645
Other	3,674,600	4,750,015	979,496	688,775	1,214,899	75,287	44,650	89,862	138,873	104,196
<i>Total Governmental Activities</i>	<u>60,466,455</u>	<u>63,210,137</u>	<u>54,373,412</u>	<u>53,316,972</u>	<u>54,810,653</u>	<u>50,484,416</u>	<u>50,395,885</u>	<u>49,762,692</u>	<u>51,533,655</u>	<u>45,795,590</u>
<i>Total Governmental General Revenues and Other Changes in Net Position</i>	<u>60,466,455</u>	<u>63,210,137</u>	<u>54,373,412</u>	<u>53,316,972</u>	<u>54,810,653</u>	<u>50,484,416</u>	<u>50,395,885</u>	<u>49,762,692</u>	<u>51,533,655</u>	<u>45,795,590</u>
<b>Change in Net Position</b>										
Governmental Activities	6,575,234	27,015,278	(2,291,352)	(8,584,869)	2,891,946	(2,632,539)	(499,840)	68,185	1,843,615	(1,281,153)
<i>Total Governmental Change in Net Position</i>	<u>\$ 6,575,234</u>	<u>\$ 27,015,278</u>	<u>\$ (2,291,352)</u>	<u>\$ (8,584,869)</u>	<u>\$ 2,891,946</u>	<u>\$ (2,632,539)</u>	<u>\$ (499,840)</u>	<u>\$ 68,185</u>	<u>\$ 1,843,615</u>	<u>\$ (1,281,153)</u>



**CITY OF MENTOR, OHIO**  
*Fund Balances, Governmental Funds*  
 12/31/2020  
 (Modified Accrual Basis of Accounting)

	2020	2019	2018	2017	2016	2015	2014	2013	2012	2011
<b>General Fund</b>										
Nonspendable	\$ 1,214,239	\$ 1,473,091	\$ 1,193,070	\$ 884,653	\$ 937,735	\$ 1,158,489	\$ 894,279	\$ 567,849	\$ 690,160	\$ 632,706
Committed	1,544,827	1,373,936	1,231,789	1,291,036	1,351,244	1,216,132	2,469,531	2,402,465	2,245,778	817,000
Assigned	13,674,605	9,462,165	7,863,345	6,119,744	7,464,423	8,160,728	9,163,653	9,099,970	8,366,041	5,080,438
Unassigned	28,554,780	23,521,471	21,589,904	21,747,337	20,412,107	18,687,445	15,952,502	17,823,688	17,581,342	18,404,064
<b>Total General Fund</b>	<u>44,988,451</u>	<u>35,830,663</u>	<u>31,878,108</u>	<u>30,042,770</u>	<u>30,165,509</u>	<u>29,222,794</u>	<u>28,479,965</u>	<u>29,893,972</u>	<u>28,883,321</u>	<u>24,934,208</u>
<b>All Other Governmental Funds</b>										
Nonspendable	1,968	2,312	1,698	875	-	-	-	-	-	-
Restricted	13,020,079	14,879,635	7,404,186	11,266,829	7,732,804	8,044,196	6,066,048	7,044,072	6,583,635	6,982,595
Committed	585,484	706,047	466,744	395,516	206,037	577,267	355,064	182,354	733,437	578,649
Unassigned	(4,504,032)	(2,440,444)	(3,121,080)	(2,575,666)	(2,212,416)	(679,951)	(2,672,885)	(1,723,109)	(1,074,469)	(510,660)
<b>Total All Other Governmental Funds</b>	<u>9,103,499</u>	<u>13,147,550</u>	<u>4,751,548</u>	<u>9,087,554</u>	<u>5,726,425</u>	<u>7,941,512</u>	<u>3,748,227</u>	<u>5,503,317</u>	<u>6,242,603</u>	<u>7,050,584</u>
<b>Total Governmental Funds</b>	<u>\$ 54,091,950</u>	<u>\$ 48,978,213</u>	<u>\$ 36,629,656</u>	<u>\$ 39,130,324</u>	<u>\$ 35,891,934</u>	<u>\$ 37,164,306</u>	<u>\$ 32,228,192</u>	<u>\$ 35,397,289</u>	<u>\$ 35,125,924</u>	<u>\$ 31,984,792</u>

**CITY OF MENTOR, OHIO**  
*Changes in Fund Balances, Governmental Funds*  
 12/31/2020  
 (Modified Accrual Basis of Accounting)

	2020	2019	2018	2017	2016	2015	2014	2013	2012	2011	2010
<b>Revenues</b>											
Property Taxes	\$ 6,405,722	\$ 6,187,048	\$ 4,910,203	\$ 5,071,648	\$ 5,083,824	\$ 4,941,610	\$ 4,866,839	\$ 4,747,029	\$ 5,205,509	\$ 5,280,016	\$ 5,653,190
Municipal Income Taxes	45,550,954	45,616,221	43,321,075	42,862,290	40,647,970	41,221,505	38,838,792	38,062,383	36,506,741	33,763,684	31,076,262
Other Local Taxes	395,593	765,374	767,498	679,093	628,145	602,640	568,536	544,058	514,501	477,642	437,902
Payments in Lieu of Taxes	1,424,996	1,163,661	892,540	726,140	490,529	490,817	478,572	407,065	662,591	203,186	230,725
Intergovernmental	14,180,080	7,190,177	8,965,993	8,442,633	12,077,126	6,567,546	7,631,942	7,446,129	8,529,405	11,126,116	11,246,323
Charges for Services	5,407,513	7,425,449	7,047,593	6,494,899	6,476,748	5,708,882	5,928,141	5,934,695	5,994,561	5,815,572	5,867,129
Fines and Forfeitures	802,965	1,279,499	1,170,107	1,200,640	1,223,792	1,225,391	1,483,167	1,543,065	1,525,995	1,442,029	1,652,512
Licenses, Permits and Inspections	1,355,348	1,543,064	1,799,021	1,676,656	1,791,810	1,614,463	1,655,379	1,621,125	1,562,892	1,419,526	1,382,489
Special Assessments	2,478,595	2,383,605	2,356,032	2,260,283	2,212,317	2,342,056	2,002,261	2,204,230	2,095,209	2,546,624	2,206,866
Investment Income	1,040,605	1,468,224	554,885	581,993	488,385	218,794	665,650	(100,371)	684,403	790,645	982,759
Donations and Other	368,646	822,870	493,343	531,396	1,110,350	189,903	278,727	447,287	778,324	344,518	171,152
<b>Total Revenues</b>	<b>79,411,017</b>	<b>75,845,192</b>	<b>72,278,290</b>	<b>70,527,671</b>	<b>72,230,996</b>	<b>65,123,607</b>	<b>64,398,006</b>	<b>62,856,695</b>	<b>64,060,131</b>	<b>63,209,558</b>	<b>60,907,309</b>
<b>Expenditures</b>											
Current:											
General Government	8,644,926	8,824,860	8,217,578	9,015,853	7,784,059	7,233,222	7,113,745	6,698,211	6,850,550	6,892,217	7,045,850
Security of Persons and Property:											
Police	13,834,273	13,982,482	13,640,557	13,644,538	13,566,049	13,321,364	12,834,404	12,719,594	12,477,041	12,034,061	12,076,194
Fire	13,323,419	12,468,040	12,083,598	11,947,450	12,736,156	11,197,498	11,360,997	11,284,756	11,778,452	11,385,682	11,329,917
Streets & Highways	16,579,319	14,604,690	14,560,667	14,774,186	14,862,663	11,935,643	11,646,576	12,408,097	11,864,164	11,355,744	14,580,839
Parks, Recreation and Public Facilities	7,204,985	8,270,647	8,085,955	8,013,049	8,667,573	9,032,569	8,687,796	7,996,907	7,239,371	7,114,044	6,813,566
Planning and Development	3,800,947	3,591,848	3,779,866	3,533,565	3,264,323	3,158,699	2,865,376	2,387,632	2,652,103	2,084,967	1,946,043
Engineering and Building	2,594,837	2,503,876	2,827,709	2,265,487	2,106,260	1,895,502	2,015,105	2,304,524	1,728,800	2,010,053	2,214,863
Capital Outlay	4,678,220	4,182,866	11,230,369	6,907,088	9,125,288	4,643,960	7,594,659	2,571,347	2,383,744	2,554,372	2,201,521
Debt Service:											
Principal Retirement	2,770,966	2,408,025	9,593,866	5,797,174	3,076,746	2,741,330	2,518,781	2,758,388	2,630,509	2,695,139	2,549,781
Interest and Fiscal Charges	982,145	918,611	1,092,959	722,638	1,038,073	1,081,252	1,172,374	1,258,117	1,365,090	1,365,238	1,495,005
Bond Issuance Costs	-	-	1,500	-	-	-	-	-	-	-	-
<b>Total Expenditures</b>	<b>74,414,037</b>	<b>71,755,945</b>	<b>85,114,624</b>	<b>76,621,028</b>	<b>76,227,190</b>	<b>66,241,039</b>	<b>67,809,813</b>	<b>62,387,573</b>	<b>60,969,824</b>	<b>59,491,517</b>	<b>62,253,579</b>
<i>Excess of Revenues Over (Under) Expenditures</i>	<u>4,996,980</u>	<u>4,089,247</u>	<u>(12,836,334)</u>	<u>(6,093,357)</u>	<u>(3,996,194)</u>	<u>(1,117,432)</u>	<u>(3,411,807)</u>	<u>469,122</u>	<u>3,090,307</u>	<u>3,718,041</u>	<u>(1,346,270)</u>
<b>Other Financing Sources (Uses)</b>											
Issuance of Bonds	-	7,930,000	9,805,000	2,250,000	-	5,565,000	-	-	-	4,355,000	-
Issuance of Notes/OPWC Loan	78,396	124,710	150,000	7,385,000	3,015,000	11,596	-	-	50,000	-	-
Premium on Bonds	440,382	44,832	63,995	92,551	-	132,234	-	-	-	15,054	-
Issuance of Refunding Bonds	9,480,000	-	-	2,670,000	-	4,125,000	-	-	-	-	-
Bond refund escrow payment	(9,882,021)	-	-	(2,624,533)	-	(4,077,813)	-	-	-	-	-
Transfers In	2,795,071	2,376,567	1,145,161	1,316,288	1,542,836	1,588,383	1,035,791	977,660	908,428	362,099	711,190
Transfers Out	(2,795,071)	(2,376,567)	(1,145,161)	(1,666,288)	(1,542,836)	(1,588,383)	(1,035,791)	(977,660)	(908,428)	(362,099)	(711,190)
<b>Total Other Financing Sources (Uses)</b>	<b>116,757</b>	<b>8,099,542</b>	<b>10,018,995</b>	<b>9,423,018</b>	<b>3,015,000</b>	<b>5,756,017</b>	<b>-</b>	<b>-</b>	<b>50,000</b>	<b>4,370,054</b>	<b>-</b>
<b>Net Change in Fund Balances</b>	<b>\$ 5,113,737</b>	<b>\$ 12,188,789</b>	<b>\$ (2,817,339)</b>	<b>\$ 3,329,661</b>	<b>\$ (981,194)</b>	<b>\$ 4,638,585</b>	<b>\$ (3,411,807)</b>	<b>\$ 469,122</b>	<b>\$ 3,140,307</b>	<b>\$ 8,088,095</b>	<b>\$ (1,346,270)</b>
Debt Service as a Percentage of Noncapital Expenditures	5.4%	4.8%	14.5%	8.9%	6.3%	6.2%	6.2%	6.7%	6.8%	7.1%	6.8%

**CITY OF MENTOR, OHIO**  
*Assessed Valuation and Estimated Actual Values of Taxable Property*  
 12/31/2020

Tax Year/ Collection Year	Assessed Value			Total Direct Tax Rate	Total Estimated Actual Real Property Taxable Value	Assessed Value as a Percentage of Actual Value
	Real Property	Other Real Estate & Public Utility Property	Total Taxable Assessed Value			
2010/2011	\$ 1,475,204,850	\$ 37,440,430	\$ 1,512,645,280	4.50	\$ 4,214,871,000	35.89%
2011/2012	1,469,235,210	38,586,070	1,507,821,280	4.50	4,197,814,886	35.92%
2012/2013	1,321,408,400	41,671,040	1,363,079,440	4.50	3,775,452,571	36.10%
2013/2014	1,326,669,050	45,563,900	1,372,232,950	4.50	3,790,483,000	36.20%
2014/2015	1,335,052,680	48,478,930	1,383,531,610	4.50	3,814,436,229	36.27%
2015/2016	1,378,653,230	49,669,630	1,428,322,860	4.50	3,939,009,229	36.26%
2016/2017	1,382,527,800	52,948,410	1,435,476,210	4.50	3,950,079,429	36.34%
2017/2018	1,379,800,820	53,907,020	1,433,707,840	4.50	3,942,288,057	36.37%
2018/2019	1,534,582,680	54,847,050	1,589,429,730	4.50	4,384,521,943	36.25%
2019/2020	1,532,482,650	57,250,630	1,589,733,280	4.50	4,378,521,857	36.31%

Note: The current assessed valuation is computed at approximately the following percentages of estimated true value: real property - 35%, public utility personal property - 100%, 88%, or 25%, and tangible personal property - 18.75%.

Source:  
 Lake County Auditor Schedule A - Estimate of Property Tax Revenue

**CITY OF MENTOR, OHIO**  
*Property Tax Rates - Direct and Overlapping Governments*  
 12/31/2020  
 Last Ten Fiscal Years

<u>Tax Year/ Collection Year</u>	<u>City of Mentor Direct Rates</u>				<u>Mentor Exempted Village School District <sup>1</sup></u>	<u>Lake County</u>	<u>Total</u>
	<u>General Fund</u>	<u>Special Revenue Funds</u>	<u>Debt Service Funds</u>	<u>Total</u>			
2010/2011	\$ 1.40	\$ 2.10	\$ 1.00	\$ 4.50	\$ 78.710	\$ 15.80	\$ 99.010
2011/2012	1.10	2.10	1.30	4.50	78.060	15.80	98.360
2012/2013	0.60	2.10	1.80	4.50	79.800	15.30	99.600
2013/2014	0.60	2.10	1.80	4.50	79.420	15.30	99.220
2014/2015	0.60	2.10	1.80	4.50	79.420	15.30	99.220
2015/2016	0.40	2.10	2.00	4.50	77.160	15.70	97.360
2016/2017	0.80	2.10	1.60	4.50	84.010	15.70	104.210
2017/2018	0.80	2.10	1.60	4.50	82.050	16.00	102.550
2018/2019	1.30	2.10	1.10	4.50	83.300	16.78	104.580
2019/2020	1.10	2.10	1.30	4.50	83.340	16.78	104.620

<sup>1</sup>Includes Mentor Public Library

SOURCE: Office of the Lake County Auditor

**CITY OF MENTOR, OHIO**  
Principal Property Tax Payers  
12/31/2020

<u>Taxpayer</u>	<u>2020</u>		<u>2011</u>	
	<u>Taxable Assessed Value</u>	<u>Percentage of Total City Taxable Assessed Value</u>	<u>Taxable Assessed Value</u>	<u>Percentage of Total City Taxable Assessed Value</u>
Cleveland Electric Illuminating Co.	\$ 28,439,510	1.79%	\$ 20,961,070	1.39%
Mall Ground Portfolio LLC	19,436,270	1.22%	-	0.00%
Aqua Ohio Inc.	17,734,590	1.12%	13,330,210	0.88%
Steris Corporation	10,392,250	0.65%	8,743,720	0.58%
American Transmission	7,940,870	0.50%	-	0.00%
DFG Mentor Erie Commons LLC	6,337,330	0.40%	-	0.00%
Points East	5,442,500	0.34%	7,307,240	0.48%
Inland Creekside Commons	4,361,910	0.27%	-	0.00%
Meijer Stores Limited	3,796,120	0.24%	-	0.00%
F I Mentor I LLC	3,362,760	0.21%	-	0.00%
Menard Inc.	3,197,150	0.20%	-	0.00%
Deepwood North Company	-	0.00%	3,785,250	0.25%
Simon Property Group Ltd Partnership	-	0.00%	27,595,230	1.82%
Michaels, Inc.	-	0.00%	3,259,690	0.22%
First Interstate	-	0.00%	4,579,600	0.30%
Lake Hospital Systems Inc.	-	0.00%	4,126,310	0.27%
FI Mentor Commons Ltd.	-	0.00%	3,989,360	0.26%
McKay Real Estate Corp.	-	0.00%	3,492,550	0.23%
Lincoln Electric Co.	-	0.00%	3,125,590	0.21%
<b>Total Principal Taxpayers</b>	<b><u>\$ 110,441,260</u></b>		<b><u>\$ 104,295,820</u></b>	
<b>Total Real City Property</b> (including other real estate and public utility property)	<b><u>\$ 1,589,733,280</u></b>		<b><u>\$ 1,512,645,280</u></b>	

SOURCE: Office of the Lake County Auditor

**CITY OF MENTOR, OHIO**  
*Property Tax Levies and Collections*  
 12/31/2020  
 Last Ten Fiscal Years

<u>Tax Levy Year</u>	<u>Net Tax Levy</u>	<u>Collected within the Fiscal Year of the Levy</u>		<u>Outstanding Accumulated Delinquent Taxes*</u>	<u>Total Collections Including Delinquencies</u>	<u>Percentage of Total Collections to Net Levy</u>
		<u>Amount</u>	<u>Percentage of Levy</u>			
2010	\$ 5,941,550	\$ 5,705,335	96.0%	\$ 236,363	\$ 5,846,045	98.4%
2011	6,113,523	6,091,491	99.6%	463,310	6,265,608	100.0%
2012	5,650,475	5,498,724	97.3%	392,423	5,819,122	100.0%
2013	5,707,233	5,562,713	97.5%	368,853	5,743,223	100.0%
2014	5,759,340	5,617,914	97.5%	317,823	5,759,721	100.0%
2015	5,953,360	5,814,560	97.7%	277,040	5,997,708	100.0%
2016	6,225,510	6,015,366	96.6%	303,484	6,225,622	100.0%
2017	6,390,820	6,193,841	96.9%	283,341	6,328,568	99.0%
2018	6,945,308	6,772,511	97.5%	262,866	6,912,527	99.5%
2019	6,956,873	6,815,212	98.0%	228,874	6,971,181	100.0%

\* The County does not maintain delinquency information by year.

SOURCE: Office of the Lake County Auditor

**CITY OF MENTOR, OHIO**  
*Income Tax Revenue Base and Collections*  
 12/31/2020  
 (Cash Basis)

<u>Tax Year</u>	<u>Total Tax Collected</u>	<u>Tax from Withholding</u>	<u>Tax from Net Profit</u>	<u>Tax from Individuals</u>	<u>Tax Rate</u>
2020	\$ 45,647,977	\$ 35,619,411	\$ 5,828,065	\$ 4,200,501	2.0%
2019	45,565,403	34,748,105	6,540,540	4,276,758	2.0%
2018	43,343,101	32,941,996	6,435,924	3,965,181	2.0%
2017	42,203,505	31,118,649	7,457,228	3,627,628	2.0%
2016	40,689,034	30,209,930	6,515,370	3,963,734	2.0%
2015	40,481,382	30,021,915	7,006,449	3,453,018	2.0%
2014	39,217,649	28,945,756	6,985,227	3,286,666	2.0%
2013	37,692,133	27,516,312	6,879,021	3,296,800	2.0%
2012	36,100,204	26,173,532	6,685,108	3,241,564	2.0%
2011	33,223,250	24,915,470	5,070,758	3,237,022	2.0%

**CITY OF MENTOR, OHIO**  
*Top Ten Income Tax Withholders*  
 Current Year and Nine Years Ago

<u>2020</u>		<u>2011</u>	
<u>Rank</u>	<u>Name</u>	<u>Rank</u>	<u>Name</u>
1	Steris Corporation	1	Mentor Exempted School District
2	Avery Dennison	2	Avery Dennison
3	Mentor Exempted School District	3	Steris Corporation
4	Jim Brown Chevrolet	4	City of Mentor
5	Lincoln Electric	5	Lake County Auditor
6	City of Mentor	6	Classic Group
7	Component Repair Technologies	7	PCC Airfoils
8	VISA USA Inc.	8	Lincoln Electric
9	Lake County Auditor	9	Component Repair Technologies
10	Buyers Products	10	US Endoscopy Group

Source: City of Mentor, Finance Department

**CITY OF MENTOR, OHIO**  
*Ratios of Outstanding Debt by Type*  
 12/31/2020

Year	Governmental Activities			Total Primary Government	Percentage of Personal Income <sup>1</sup>	Per Capita <sup>1</sup>
	General Obligation Bonds	Special Assessment Bonds	Bond Anticipation Notes and Other Loans Payable			
2011	\$ 20,854,387	\$ 10,730,613	\$ 572,208	\$ 32,157,208	2.26%	682
2012	18,826,580	10,163,420	586,700	29,576,700	1.99%	627
2013	16,699,216	9,570,784	548,312	26,818,312	1.79%	569
2014	14,792,294	8,997,706	509,532	24,299,532	1.59%	515
2015	18,475,926	8,394,074	511,139	27,381,139	1.75%	581
2016	16,075,000	7,760,000	3,484,393	27,319,393	1.71%	582
2017	16,448,247	7,105,000	7,808,469	31,361,716	1.93%	671
2018	24,821,527	6,445,000	669,604	31,936,131	1.88%	678
2019	31,134,383	5,720,000	736,244	37,590,627	2.21%	795
2020	29,091,053	4,955,000	798,674	34,844,727	2.00%	737

Notes: Details regarding the city's outstanding debt can be found in the notes to the financial statements.

<sup>1</sup> See the schedule of Demographic and Economic Statistics for personal income and population data.



**CITY OF MENTOR, OHIO**

*Ratios of Net General Bonded Debt to Assessed Valuation and Net Bonded Debt per Capita  
12/31/2020*

<u>Year</u>	<u>Population <sup>1</sup></u>	<u>Assessed Value <sup>2</sup></u>	<u>Gross General Bond Debt</u>	<u>Less Balance in General Bond Retirement Fund</u>	<u>Total</u>	<u>Percentage of Net General Bonded Debt to Assessed Value</u>	<u>Net General Bonded Debt Per Capita</u>
2011	47,159	\$ 1,512,645,280	\$ 20,854,387	\$ 538,389	\$ 20,315,998	1.34%	\$ 430.80
2012	47,159	1,507,821,280	18,826,580	175,590	18,650,990	1.24%	395.49
2013	47,159	1,363,079,440	16,699,216	312,834	16,386,382	1.20%	347.47
2014	47,159	1,372,232,950	14,792,294	465,825	14,326,469	1.04%	303.79
2015	47,159	1,383,531,610	18,475,926	638,317	17,837,609	1.29%	378.24
2016	46,901	1,428,322,860	16,075,000	808,368	15,266,632	1.07%	325.51
2017	46,732	1,435,476,210	16,448,247	942,668	15,505,579	1.08%	331.80
2018	47,121	1,433,707,840	24,821,527	1,144,211	23,677,316	1.65%	502.48
2019	47,273	1,589,429,730	31,134,383	780,248	30,354,135	1.91%	642.10
2020	47,262	1,589,733,280	29,091,053	931,687	28,159,366	1.77%	595.81

SOURCES: <sup>1</sup> U.S. Bureau of Census 2000, 2010, 2015 and 2019 estimate.

<sup>2</sup> Office of the Lake County Auditor

**CITY OF MENTOR, OHIO**

*Direct and Overlapping Debt*

*December 31, 2020*

---



---

	<u>Debt Outstanding</u>	<u>Percentage Applicable to City of Mentor</u>	<u>Amount Applicable to Taxpayers of City of Mentor</u>
Direct:			
City of Mentor	\$ 34,844,727	100.00%	\$ 34,844,727
Overlapping:			
Lake County	<u>5,375,000</u>	24.96%	<u>\$ 1,341,600</u>
Total Overlapping	<u>5,375,000</u>		<u>1,341,600</u>
 TOTAL	 <u>\$ 40,219,727</u>		 <u>\$ 36,186,327</u>

Note: The method to calculate the overlap is determined, on a percentage basis, by dividing the amount of assessed valuation of the political subdivision's territory that is within the boundaries of the City by the total assessed valuation of the political subdivision.

SOURCES

City of Mentor, Finance Department  
Office of the Lake County Auditor

**CITY OF MENTOR, OHIO**  
*Legal Debt Margin*  
*December 31, 2020*

	<u>2020</u>	<u>2019</u>	<u>2018</u>	<u>2017</u>	<u>2016</u>	<u>2015</u>	<u>2014</u>	<u>2013</u>	<u>2012</u>	<u>2011</u>
Overall Legal Debt Limit (10.5 % of Assessed Valuation)	\$ 166,921,994	\$ 166,890,122	\$ 150,539,323	\$ 150,725,002	\$ 149,973,900	\$ 145,270,819	\$ 144,084,460	\$ 143,123,341	\$ 158,321,234	\$ 158,827,754
Net Debt Within 10.5% Limitations	<u>29,091,053</u>	<u>31,134,383</u>	<u>24,821,527</u>	<u>23,475,000</u>	<u>19,090,000</u>	<u>18,475,926</u>	<u>14,792,294</u>	<u>16,699,216</u>	<u>18,826,580</u>	<u>20,854,387</u>
Legal Debt Margin Within 10.5% Limitation	<u>137,830,941</u>	<u>135,755,739</u>	<u>125,717,796</u>	<u>127,250,002</u>	<u>130,883,900</u>	<u>\$ 126,794,893</u>	<u>\$ 129,292,166</u>	<u>\$ 126,424,125</u>	<u>\$ 139,494,654</u>	<u>\$ 137,973,367</u>
Total Net Debt Applicable to the 10.5% Limit as a Percentage of the Debt Limit	17.43%	18.66%	16.49%	15.57%	12.73%	12.72%	10.27%	11.67%	11.89%	13.13%
Unvoted Debt Limitation - 5.5% of Assessed Valuation	87,435,330	87,418,635	78,853,931	78,951,192	78,557,757	76,094,239	75,472,812	74,969,369	82,930,170	83,195,490
Debt Within 5.5% Limitations	<u>29,091,053</u>	<u>31,134,383</u>	<u>24,821,527</u>	<u>23,475,000</u>	<u>19,090,000</u>	<u>18,475,926</u>	<u>14,792,294</u>	<u>16,699,216</u>	<u>18,826,580</u>	<u>20,854,387</u>
Legal Debt Margin Within 5.5% Limitations	<u>\$ 58,344,277</u>	<u>\$ 56,284,252</u>	<u>\$ 54,032,404</u>	<u>\$ 55,476,192</u>	<u>\$ 59,467,757</u>	<u>\$ 57,618,313</u>	<u>\$ 60,680,518</u>	<u>\$ 58,270,153</u>	<u>\$ 64,103,590</u>	<u>\$ 62,341,103</u>
Total Debt Applicable to the 5.5% Limit as a Percentage of the Debt Limit	33.27%	35.62%	31.48%	29.73%	24.30%	24.28%	19.60%	22.27%	22.70%	25.07%

**LEGAL DEBT MARGIN CALCULATION FOR 2020**

Assessed Valuation	\$ 1,589,733,280
Overall Debt Limitation - 10.5% of Assessed Valuation	166,921,994
Gross Indebtedness	34,844,727
Less: OWDA/OPWC	798,674
Special Assessment Bonds & Notes	4,955,000
Net Debt Within 10.5% Limitations-General Obligation Bonds	<u>29,091,053</u>
Legal Debt Margin Within 10.5% Limitation	<u>\$ 137,830,941</u>
Unvoted Debt Limitation - 5.5% of Assessed Valuation	87,435,330
Gross Indebtedness Authorized by Council	29,091,053
Less Debt Outside Limitations-Voted	-
Debt Within 5.5% Limitations	<u>29,091,053</u>
Legal Debt Margin Within 5.5% Limitation	<u>\$ 58,344,277</u>

**CITY OF MENTOR, OHIO**

*Pledged-Revenue Coverage*

*December 31, 2020*

---

---

***SPECIAL ASSESSMENT BONDS***

---

<u>Year</u>	<u>Special Assessment Collections</u>	<u>Debt Service</u>		<u>Coverage</u>
		<u>Principal</u>	<u>Interest</u>	
2011	\$ 1,572,556	\$ 866,861	\$ 497,061	1.15
2012	1,053,137	567,193	453,662	1.03
2013	1,066,176	592,636	432,144	1.04
2014	959,357	573,078	409,035	0.98
2015	1,253,733	603,632	386,707	1.27
2016	1,003,752	634,074	362,925	1.01
2017	971,519	650,000	337,121	0.98
2018	1,006,619	685,000	319,308	1.00
2019	993,975	725,000	276,090	0.99
2020	926,076	765,000	245,485	0.92

Note: Details regarding the City's outstanding debt can be found in the notes to the financial statements.

**CITY OF MENTOR, OHIO**  
*Demographic and Economic Statistics*  
 December 31, 2020

<b>Year</b>	<b>Population<sup>1</sup></b>	<b>Total Personal Income<sup>2</sup></b>	<b>Per Capita Personal Income<sup>1</sup></b>	<b>Median Household Income<sup>1</sup></b>	<b>Unemployment Rate<sup>3</sup></b>
2011	47,159	\$ 1,422,126,804	\$ 30,156	\$ 62,546	5.8%
2012	47,159	1,485,649,977	31,503	65,044	5.4%
2013	47,159	1,499,231,769	31,791	65,446	5.2%
2014	47,159	1,531,960,115	32,485	65,888	5.9%
2015	47,159	1,562,660,624	33,136	67,983	4.7%
2016	46,901	1,596,369,337	34,037	69,902	4.3%
2017	46,732	1,627,161,508	34,819	70,058	4.0%
2018	47,121	1,695,696,306	35,986	70,625	4.2%
2019	47,273	1,697,195,246	35,902	69,069	4.2%
2020	47,262	1,745,716,494	36,937	72,615	4.7%

SOURCES:

<sup>1</sup> U.S. Bureau of Census 2010, 2016, 2017, 2018, and 2019 estimates

<sup>2</sup> Computation of per capita personal income multiplied by population

<sup>3</sup> Local Area Employment Statistics

## CITY OF MENTOR, OHIO

*Principal Employers*

*December 31, 2020*

<u>Employer</u>	<u>2020</u>			<u>2011</u>		
	<u>Employees</u>	<u>Rank</u>	<u>Percentage of Total City Employment</u>	<u>Employees</u>	<u>Rank</u>	<u>Percentage of Total City Employment</u>
Steris	1,900	1	6.27%	980	2	3.48%
Mentor Public Schools	989	2	3.26%	999	1	3.55%
Avery Dennison	764	3	2.52%	450	5	1.60%
City of Mentor <sup>1</sup>	743	4	2.45%	816	3	2.90%
Classic Auto Group	624	5	2.06%	-	-	0.00%
Component Repair Technologies	481	6	1.59%	375	8	1.33%
Lincoln Electric	470	7	1.55%	357	9	1.27%
PCC Airfoils	392	8	1.29%	425	6	1.51%
Race Winning Brands	354	9	1.17%	-	-	0.00%
Stahl's Transfer Express	330	10	1.09%	-	-	0.00%
Deepwood/Lake County MRDD	-	-	0.00%	460	4	1.63%
Beech Technologies	-	-	0.00%	250	10	0.89%
U.S. Endoscopy	-	-	0.00%	385	7	1.37%
<b>Total Employees within the City:</b>	<u><u>30,295</u></u>			<u><u>28,173</u></u>		

<sup>1</sup>Includes Part-time and Seasonal Employees

**SOURCE:**

City of Mentor, Department of Economic Development  
US Census Data from 2004 and 2019

**CITY OF MENTOR, OHIO**

*Full-Time City Government Employees by Function/Program*

*December 31, 2020*

<b>Function/Program</b>	<b>2020</b>	<b>2019</b>	<b>2018</b>	<b>2017</b>	<b>2016</b>	<b>2015</b>	<b>2014</b>	<b>2013</b>	<b>2012</b>	<b>2011</b>
General Government										
Council	1	1	1	1	1	1	1	1	1	1
Finance	10	11	11	11	11	11	11	11	12	12
City Manager/Personnel	14	12	13	15	15	14	12	13	13	13
Law	2	3	2	3	3	3	3	2	2	2
Engineering/Building*	11	12	12	12	12	12	10	12	13	18
Court	17	18	19	19	19	19	19	20	20	22
Security of Persons and Property										
Police	107	110	106	110	108	111	107	110	105	107
Fire	67	74	73	73	73	74	73	73	73	75
Public Health Services										
Cemetery	3	3	3	3	3	3	3	3	3	3
Parks, Recreation & Public Facilities	24	32	32	30	31	32	22	22	22	23
Economic & Community Development										
Economic Development/Planning*	10	12	10	12	12	12	13	14	13	9
Streets & Highways	52	56	57	55	56	55	65	67	65	64
<b>Totals:</b>	<b>318</b>	<b>344</b>	<b>339</b>	<b>344</b>	<b>344</b>	<b>347</b>	<b>339</b>	<b>348</b>	<b>342</b>	<b>349</b>

Note: Planning moved to the Engineering & Building Department in 2007. Parks employees moved to the Public Works Department in 2008. Public Works employees moved to the Parks Department in 2015.

Source: City of Mentor Finance Department

**CITY OF MENTOR, OHIO**  
*Operating Indicators by Function/Program*  
 December 31, 2020

Function/Program	2020	2019	2018	2017	2016	2015	2014	2013	2012	2011
<b>Governmental</b>										
General Government										
Council - Ordinances & Resolutions	132	118	127	165	140	120	148	122	138	124
Personnel - Civil Service Exams (taken)	177	167	254	11	332	-	155	134	158	136
Court - Number of Cases	6,032	9,111	9,178	9,894	9,491	7,807	8,267	10,733	10,968	10,962
Finance										
Number of A/P Checks Processed	8,480	9,168	9,519	9,468	9,623	10,852	10,833	11,156	8,885	9,034
Number of Purchase Orders Issued	975	1,148	1,300	1,379	1,633	1,547	2,379	3,521	3,997	4,364
Security of Persons and Property										
Police										
Criminal Arrests	874	1,383	1,689	2,058	1,830	1,956	2,200	3,514	3,281	2,241
Traffic Citations	3,347	5,536	4,871	5,408	5,473	6,063	6,394	7,028	6,617	6,838
Parking Citations	96	132	140	166	115	141	394	601	814	1,341
Fire - Total Number of Calls	8,306	8,745	8,791	8,157	7,852	7,714	7,508	7,148	7,264	6,975
Building & Engineering										
Building Permits Issued	3,583	3,578	3,729	3,999	3,972	2,401	4,007	3,431	3,336	3,194
Inspections - Residential	4,235	4,739	4,308	6,675	5,847	4,441	5,470	5,025	4,742	4,363
Inspections - Commercial	1,931	2,695	1,152	3,363	3,763	1,667	3,801	2,972	3,719	3,106
Inspections - ROW*	1,268	981	-	-	-	-	-	-	-	-
Parks, Recreation & Public Facilities										
Pools - Attendance	9,866	49,598	69,398	64,545	81,256	76,189	74,075	81,196	98,506	99,696
Senior Center - Program Participants	3,862	4,953	4,964	4,855	4,825	5,005	4,860	4,782	4,592	5,227
Golf Course - Rounds of Golf	37,919	30,644	29,809	30,343	34,597	32,636	28,493	31,536	39,354	35,720
Marina - Dock Rentals	497	442	533	533	539	538	538	539	539	528
Arena - Tournaments/Special Events	6	13	19	19	17	14	12	10	10	12
Arena - Number of Admissions	2,980	25,991	18,293	16,646	19,832	20,525	23,246	19,543	18,500	18,853
Cemetery - Number of Internments	213	234	245	258	220	247	226	229	200	204
Amphitheater - Concerts/Special Events	3	39	40	17	-	-	-	-	-	-
Streets and Highways										
Streets Resurfaced (miles)	8.79	7.17	6.45	6.80	5.90	7.70	4.18	7.73	7.47	0.33
Concrete Pavement Replacements (sq yd)	3,709	7,652	4,884	5,373	7,092	-	-	-	-	-
Concrete Pavement Replacements (cu yd)	-	-	-	-	-	1,196	785	1,504	608	130
Drainage Assistance Projects (In ft)	-	-	440	1,470	-	5,127	2,453	2,868	1,200	1,360

SOURCE: Various Mentor Departments


\* City started reporting Inspections - ROW in 2019.



**CITY OF MENTOR, OHIO**  
*Capital Assets Statistics by Function/Program*  
 December 31, 2020

Function/Program	2020	2019	2018	2017	2016	2015	2014	2013	2012	2011
<b>General Government</b>										
Square Footage of Municipal Center	52,465	52,465	52,465	52,465	52,465	52,465	52,465	52,465	52,465	52,465
<b>Police</b>										
Stations	1	1	1	1	1	1	1	1	1	1
Square Footage of Buildings	35,997	35,997	35,997	35,997	35,997	35,997	35,997	35,997	35,997	35,997
Vehicles	49	49	50	50	52	47	48	46	47	46
ATV	3	3	3	3	2	1	1	1	1	1
<b>Fire</b>										
Stations	5	5	5	5	5	5	5	5	5	5
Square Footage of Buildings	56,308	56,308	56,308	56,308	56,308	56,308	56,308	56,308	56,308	56,308
Vehicles	38	38	38	38	37	41	33	41	41	41
<b>Recreation</b>										
Number of Parks	13	13	12	12	12	12	11	11	11	11
Number of Dog Parks	1	1	1	1	1	1	1	1	1	1
Number of Spray Parks	2	2	2	2	2	2	2	2	2	2
Number of Pools	3	3	3	3	3	3	3	3	3	3
Number of Ice Rinks	2	2	2	2	2	2	2	2	2	2
Number of Community Centers	6	6	6	6	6	6	6	6	6	6
Number of Tennis Courts	8	8	8	8	8	9	13	15	15	17
Number of Skateboarding Areas	2	2	2	2	2	1	1	1	1	2
Number of Baseball Diamonds	19	19	19	19	19	19	19	19	19	19
Number of Soccer Fields	12	12	12	12	12	12	12	12	12	12
Number of Basketball Courts	5	5	5	5	5	5	5	5	5	5
Number of Golf Courses	1	1	1	1	1	1	1	1	1	1
Number of Marinas	1	1	1	1	1	1	1	1	1	1
Number of Pickle Ball Courts	15	15	15	15	12	12	12	6	6	-
Number of Amphitheaters	1	1	1	1	-	-	-	-	-	-
Vehicles	37	35	42	47	35	35	15	15	15	15
Square Footage of PRPF Facilities	269,902	269,902	269,902	269,902	261,502	261,502	261,502	261,502	261,502	261,502
<b>Streets &amp; Highways</b>										
Streets (miles)	246	245	244	243	241	241	241	241	241	241
Number of Streetlights (estimated)	5,786	5,448	5,552	5,460	5,420	5,420	5,408	5,408	5,408	5,408
Number of Traffic Signals	781	781	766	746	720	718	710	710	710	710
Number of Pedestrian Signals	522	514	514	508	480	474	472	472	472	472
Number of Signalized Intersections	95	95	93	92	88	87	86	86	86	86
Service Vehicles	67	67	67	67	67	67	67	67	67	67
Square Footage Buildings	74,000	74,000	74,000	74,000	74,000	74,000	72,053	72,053	72,053	72,053

SOURCE: Various Mentor Departments



# OHIO AUDITOR OF STATE KEITH FABER



**CITY OF MENTOR**

**LAKE COUNTY**

## **AUDITOR OF STATE OF OHIO CERTIFICATION**

This is a true and correct copy of the report, which is required to be filed pursuant to Section 117.26, Revised Code, and which is filed in the Office of the Ohio Auditor of State in Columbus, Ohio.



**Certified for Release 7/13/2021**

88 East Broad Street, Columbus, Ohio 43215  
Phone: 614-466-4514 or 800-282-0370

This report is a matter of public record and is available online at  
[www.ohioauditor.gov](http://www.ohioauditor.gov)