

**CITY OF RITTMAN
WAYNE COUNTY, OHIO**

SINGLE AUDIT

FOR THE YEAR ENDED DECEMBER 31, 2020



Rea & associates

www.reacpa.com

OHIO AUDITOR OF STATE
KEITH FABER



88 East Broad Street
Columbus, Ohio 43215
IPAReport@ohioauditor.gov
(800) 282-0370

City Council
City of Rittman
30 N. Main St
Rittman, OH 44270

We have reviewed the *Independent Auditor's Report* of the City of Rittman, Wayne County, prepared by Rea & Associates, Inc., for the audit period January 1, 2020 through December 31, 2020. Based upon this review, we have accepted these reports in lieu of the audit required by Section 117.11, Revised Code. The Auditor of State did not audit the accompanying financial statements and, accordingly, we are unable to express, and do not express an opinion on them.

Our review was made in reference to the applicable sections of legislative criteria, as reflected by the Ohio Constitution, and the Revised Code, policies, procedures and guidelines of the Auditor of State, regulations and grant requirements. The City of Rittman is responsible for compliance with these laws and regulations.

The Auditor of State is currently conducting an investigation at the City. The investigation is ongoing and control or compliance issues, if any, related to this investigation will be addressed in future audit reports.

A handwritten signature in black ink that reads "Keith Faber".

Keith Faber
Auditor of State
Columbus, Ohio

August 13, 2021

This page intentionally left blank.

City of Rittman
Wayne County, Ohio
Table of Contents
December 31, 2020

	<i>Page</i>
Independent Auditor’s Report on Internal Control over Financial Reporting and on Compliance and Other Matters Based on an Audit of Financial Statements Performed in Accordance with Government Auditing Standards	1
Independent Auditor’s Report on Compliance for Each Major Federal Program; Report on Internal Control over Compliance; and Report on the Schedule of Expenditures of Federal Awards Required by the Uniform Guidance.....	3
Schedule of Expenditures of Federal Awards	6
Notes to the Schedule of Expenditures of Federal Awards	7
Schedule of Findings and Questioned Costs	8

This page intentionally left blank.

INDEPENDENT AUDITOR'S REPORT ON INTERNAL CONTROL OVER FINANCIAL REPORTING AND ON COMPLIANCE AND OTHER MATTERS BASED ON AN AUDIT OF FINANCIAL STATEMENTS PERFORMED IN ACCORDANCE WITH GOVERNMENT AUDITING STANDARDS

To Members of Council and Management
City of Rittman
Wayne County, Ohio
30 North Main Street
Rittman, OH 44270

We have audited, in accordance with the auditing standards generally accepted in the United States of America and the standards applicable to financial audits contained in *Government Auditing Standards* issued by the Comptroller General of the United States, the financial statements of the governmental activities, the business-type activities, each major fund, and the aggregate remaining fund information of the City of Rittman, Wayne County, Ohio (the City) as of and for the year ended December 31, 2020, and the related notes to the financial statements, which collectively comprise the City's basic financial statements, and have issued our report thereon dated June 29, 2021.

Internal Control over Financial Reporting

In planning and performing our audit of the financial statements, we considered the City's internal control over financial reporting (internal control) as a basis for designing audit procedures that are appropriate in the circumstances for the purpose of expressing our opinions on the financial statements, but not for the purpose of expressing an opinion on the effectiveness of the City's internal control. Accordingly, we do not express an opinion on the effectiveness of the City's internal control.

A *deficiency in internal control* exists when the design or operation of a control does not allow management or employees, in the normal course of performing their assigned functions, to prevent, or detect and correct, misstatements on a timely basis. A *material weakness* is a deficiency, or a combination of deficiencies, in internal control, such that there is a reasonable possibility that a material misstatement of the entity's financial statements will not be prevented, or detected and corrected on a timely basis. A *significant deficiency* is a deficiency, or a combination of deficiencies, in internal control that is less severe than a material weakness, yet important enough to merit attention by those charged with governance.

Our consideration of internal control was for the limited purpose described in the first paragraph of this section and was not designed to identify all deficiencies in internal control that might be material weaknesses or significant deficiencies. Given these limitations, during our audit we did not identify any deficiencies in internal control that we consider to be material weaknesses. However, material weaknesses may exist that have not been identified.

Compliance and Other Matters

As part of obtaining reasonable assurance about whether the City's financial statements are free from material misstatement, we performed tests of its compliance with certain provisions of laws, regulations, contracts, and grant agreements, noncompliance with which could have a direct and material effect on the financial statements. However, providing an opinion on compliance with those provisions was not an objective of our audit, and accordingly, we do not express such an opinion. The results of our tests disclosed no instances of noncompliance or other matters that is required to be reported under *Government Auditing Standards*.

Purpose of this Report

The purpose of this report is solely to describe the scope of our testing of internal control and compliance and the results of that testing, and not to provide an opinion on the effectiveness of the City's internal control or on compliance. This report is an integral part of an audit performed in accordance with *Government Auditing Standards* in considering the entity's internal control and compliance. Accordingly, this communication is not suitable for any other purpose.

Rea & Associates, Inc.

Rea & Associates, Inc.
Medina, Ohio
June 29, 2021

**INDEPENDENT AUDITOR’S REPORT ON COMPLIANCE FOR EACH MAJOR
FEDERAL PROGRAM; REPORT ON INTERNAL CONTROL OVER COMPLIANCE;
AND REPORT ON THE SCHEDULE OF EXPENDITURES OF
FEDERAL AWARDS REQUIRED BY THE UNIFORM GUIDANCE**

To Members of Council and Management
City of Rittman
Wayne County, Ohio
30 North Main Street
Rittman, OH 44270

Report on Compliance for Each Major Federal Program

We have audited the City of Rittman’s, Wayne County, Ohio (the “City”) compliance with the types of compliance requirements described in the *OMB Compliance Supplement* that could have a direct and material effect on each of the City’s major federal programs for the year ended December 31, 2020. The City’s major federal programs are identified in the summary of auditor’s results section of the accompanying schedule of findings and questioned costs.

Management’s Responsibility

Management is responsible for compliance with the federal statutes, regulations, and the terms and conditions of its federal awards applicable to its federal programs.

Auditor’s Responsibility

Our responsibility is to express an opinion on compliance for each of the City’s major federal programs based on our audit of the types of compliance requirements referred to above. We conducted our audit of compliance in accordance with auditing standards generally accepted in the United States of America; the standards applicable to financial audits contained in *Government Auditing Standards*, issued by the Comptroller General of the United States; and the audit requirements of Title 2 U.S. *Code of Federal Regulations Part 200, Uniform Administrative Requirements, Cost Principles, and Audit Requirements for Federal Awards* (Uniform Guidance). Those standards and the Uniform Guidance require that we plan and perform the audit to obtain reasonable assurance about whether noncompliance with the types of compliance requirements referred to above that could have a direct and material effect on a major federal program occurred. An audit includes examining, on a test basis, evidence about the City’s compliance with those requirements and performing such other procedures as we considered necessary in the circumstances.

We believe that our audit provides a reasonable basis for our opinion on compliance for each major federal program. However, our audit does not provide a legal determination of the City’s compliance.

Opinion on Each Major Federal Program

In our opinion, the City complied, in all material respects, with the types of compliance requirements referred to above that could have a direct and material effect on each of its major federal programs for the year ended December 31, 2020.

Report on Internal Control over Compliance

Management of the City is responsible for establishing and maintaining effective internal control over compliance with the types of compliance requirements referred to above. In planning and performing our audit of compliance, we considered the City's internal control over compliance with the types of requirements that could have a direct and material effect on each major federal program to determine the auditing procedures that are appropriate in the circumstances for the purpose of expressing an opinion on compliance for each major federal program and to test and report on internal control over compliance in accordance with the Uniform Guidance, but not for the purpose of expressing an opinion on the effectiveness of internal control over compliance. Accordingly, we do not express an opinion on the effectiveness of the City's internal control over compliance.

A deficiency in internal control over compliance exists when the design or operation of a control over compliance does not allow management or employees, in the normal course of performing their assigned functions, to prevent, or detect and correct, noncompliance with a type of compliance requirement of a federal program on a timely basis. *A material weakness in internal control over compliance* is a deficiency, or a combination of deficiencies, in internal control over compliance, such that there is a reasonable possibility that material noncompliance with a type of compliance requirement of a federal program will not be prevented, or detected and corrected, on a timely basis. *A significant deficiency in internal control over compliance* is a deficiency, or a combination of deficiencies, in internal control over compliance with a type of compliance requirement of a federal program that is less severe than a material weakness in internal control over compliance, yet important enough to merit attention by those charged with governance.

Our consideration of internal control over compliance was for the limited purpose described in the first paragraph of this section and was not designed to identify all deficiencies in internal control over compliance that might be material weaknesses or significant deficiencies. We did not identify any deficiencies in internal control over compliance that we consider to be material weaknesses. However, material weaknesses may exist that have not been identified.

The purpose of this report on internal control over compliance is solely to describe the scope of our testing of internal control over compliance and the results of that testing based on the requirements of the Uniform Guidance. Accordingly, this report is not suitable for any other purpose.

Report on Schedule of Expenditures of Federal Awards Required by the Uniform Guidance

We have audited the financial statements of the governmental activities, business-type activities, each major fund, and the aggregate remaining fund information of the City as of and for the year ended December 31, 2020, and the related notes to the financial statements, which collectively comprise the City's basic financial statements. We issued our report thereon dated June 29, 2021, which contained unmodified opinions on those financial statements. Our audit was conducted for the purpose of forming opinions on the financial statements that collectively comprise the basic financial statements. The accompanying schedule of expenditures of federal awards is presented for purposes of additional analysis as required by the Uniform Guidance and is not a required part of the financial statements. Such information is the responsibility of management and was derived from and relates directly to the underlying accounting and other records used to prepare the financial statements. The information has been subjected to the auditing procedures applied in the audit of the financial statements and certain additional procedures, including comparing and reconciling such information directly to the underlying accounting and other records used to prepare the financial statements or to the financial statements themselves, and other additional procedures in accordance with auditing standards generally accepted in the United States of America. In our opinion, the schedule of expenditures of federal awards is fairly stated in all material respects in relation to the financial statements as a whole.

Rea & Associates, Inc.

Rea & Associates, Inc.
Medina, Ohio
June 29, 2021

CITY OF RITTMAN
WAYNE COUNTY, OHIO
SCHEDULE OF EXPENDITURES OF FEDERAL AWARDS
FOR THE YEAR ENDED DECEMBER 31, 2020

<u>Federal Grantor/Pass Through Grantor Program Title</u>	<u>Pass Through Entity Number</u>	<u>Federal CFDA Number</u>	<u>Disbursements</u>	<u>Subrecipients</u>
<u>U.S. DEPARTMENT OF TREASURY</u>				
<i>Passed Through the Ohio Department of Budget Management</i>				
COVID-19 Coronavirus Relief Fund	N/A	21.019	\$ 642,643	\$ -
Total U.S. Department of Treasury			<u>642,643</u>	<u>-</u>
<u>U.S. DEPARTMENT OF JUSTICE</u>				
<i>Direct Award</i>				
Bullet Proof Vest Partnership Program	N/A	16.607	1,876	-
Total U.S. Department of Justice			<u>1,876</u>	<u>-</u>
<u>U.S. DEPARTMENT OF HOMELAND SECURITY</u>				
<i>Direct Award</i>				
Staffing for Adequate Fire and Emergency Response (SAFER)	EMW-2017-FF-00350	97.083	180,209	-
<i>Passed Through the Ohio Emergency Management Agency</i>				
Pre-Disaster Mitigation (PDM) Advanced Assistance - Landis Ditch Study	PDMC-PL-05-OH-2017-007	97.047	51,844	-
Total U.S. Department of Homeland Security			<u>232,053</u>	<u>-</u>
Total Federal Expenditures			<u>\$ 876,572</u>	<u>-</u>

The accompanying notes are an integral part of this schedule.

**CITY OF RITTMAN
WAYNE COUNTY, OHIO**

**NOTES TO THE SCHEDULE OF EXPENDITURES OF FEDERAL AWARDS
2 CFR 200.510(b)(6)
FOR THE YEAR ENDED DECEMBER 31, 2020**

NOTE A – BASIS OF PRESENTATION

The accompanying Schedule of Expenditures of Federal Awards (the Schedule) includes the federal award activity of the City of Rittman (the City's) under programs of the federal government for the year ended December 31, 2020. The information on this Schedule is prepared in accordance with the requirements of Title 2 U.S. Code of Federal Regulations Part 200, *Uniform Administrative Requirements, Cost Principles, and Audit Requirements for Federal Awards* (Uniform Guidance). Because the Schedule presents only a selected portion of the operations of the City, it is not intended to and does not present the financial position, changes in net position, or cash flows of the City.

NOTE B – SUMMARY OF SIGNIFICANT ACCOUNTING POLICIES

Expenditures reported on the Schedule are reported on the cash basis of accounting. Such expenditures are recognized following the cost principles contained in Uniform Guidance wherein certain types of expenditures may or may not be allowable or may be limited as to reimbursement.

NOTE C – INDIRECT COST RATE

The City has elected not to use the 10-percent de minimis indirect cost rate as allowed under the Uniform Guidance.

NOTE D - MATCHING REQUIREMENTS

Certain Federal programs require the City to contribute non-Federal funds (matching funds) to support the Federally-funded programs. The City has met its matching requirements. The Schedule does not include the expenditure of non-Federal matching funds.

**CITY OF RITTMAN
WAYNE COUNTY, OHIO**

**SCHEDULE OF FINDINGS AND QUESTIONED COSTS
2 CFR §200.515
DECEMBER 31, 2020**

1. SUMMARY OF AUDITOR'S RESULTS
--

(d) (1) (i)	Type of Financial Statement Opinion	Unmodified
(d) (1) (ii)	Were there any material control weakness conditions reported at the financial statement level (GAGAS)?	No
(d) (1) (ii)	Were there any significant deficiencies reported at the financial statement level (GAGAS)?	None reported
(d) (1) (iii)	Was there any reported material non-compliance at the financial statement level (GAGAS)?	No
(d) (1) (iv)	Were there any material internal control weakness conditions reported for major federal programs?	No
(d) (1) (iv)	Were there any significant deficiencies in internal control reported for major federal programs?	None reported
(d) (1) (v)	Type of Major Programs' Compliance Opinion	Unmodified
(d) (1) (vi)	Any audit findings disclosed that are required to be reported in accordance with 2 CFR 200.516 (a)?	No
(d) (1) (vii)	Major Programs (list): Coronavirus Relief Fund-COVID 19	CFDA #21.019
(d) (1) (viii)	Dollar Threshold: Type A/B Programs	Type A: >\$750,000 Type B: all others
(d) (1) (ix)	Low Risk Auditee under 2 CFR 200.520	No


2. FINDINGS RELATED TO THE FINANCIAL STATEMENTS REQUIRED TO BE REPORTED IN ACCORDANCE WITH GAGAS

NONE

3. FINDINGS AND QUESTIONED COSTS FOR FEDERAL AWARDS
--

NONE

CITY OF
RITTMAN, OHIO



Comprehensive Annual Financial Report
For the Year Ended
December 31, 2020

**City of Rittman
Wayne County, Ohio**

**Comprehensive Annual Financial Report
For the Year Ended December 31, 2020**

Issued by: Finance Department
Matthew Bulp, Finance Director

City of Rittman
Wayne County, Ohio
Comprehensive Annual Financial Report
For the Year Ended December 31, 2020

Table of Contents

Introductory Section	Page
Table of Contents	i
Letter of Transmittal.....	v
List of Principal Officials	ix
Organizational Chart	x
Certificate of Achievement for Excellence in Financial Reporting.....	xi
 Financial Section	
Independent Auditor’s Report	1
Management’s Discussion and Analysis	5
Basic Financial Statements:	
<i>Government-wide Financial Statements:</i>	
Statement of Net Position	16
Statement of Activities.....	17
<i>Fund Financial Statements:</i>	
Balance Sheet – Governmental Funds	18
Reconciliation of Total Governmental Fund Balances to Net Position of Governmental Activities	19
Statement of Revenues, Expenditures and Changes in Fund Balances – Governmental Funds	20
Reconciliation of the Statement of Revenues, Expenditures and Changes in Fund Balances of Governmental Funds to the Statement of Activities	21
Statement of Revenues, Expenditures and Changes in Fund Balance – Budget (Non-GAAP Basis) and Actual – General Fund	22
Statement of Revenues, Expenditures and Changes in Fund Balance – Budget (Non-GAAP Basis) and Actual – Emergency Medical Service Fund	23
Statement of Revenues, Expenditures and Changes in Fund Balance – Budget (Non-GAAP Basis) and Actual – CARES Act Fund	24
Statement of Revenues, Expenditures and Changes in Fund Balance – Budget (Non-GAAP Basis) and Actual – Fire Department Levy Fund	25

City of Rittman
Wayne County, Ohio
Comprehensive Annual Financial Report
For the Year Ended December 31, 2020

Table of Contents (continued)

Statement of Fund Net Position – Proprietary Funds	26
Statement of Revenues, Expenses and Changes in Fund Net Position – Proprietary Funds	27
Statement of Cash Flows – Proprietary Funds	28
Notes to the Basic Financial Statements	29
 Required Supplementary Information:	
Schedule of the City’s Proportionate Share of the Net Pension Liability	74
Schedule of the City’s Contributions - Pension	76
Schedule of the City’s Proportionate Share of the Net OPEB Liability	79
Schedule of the City’s Contributions - OPEB	80
Notes to the Required Supplementary Information	82
 Combining Statements and Individual Fund Schedules:	
<i>Combining Statements - Nonmajor Funds:</i>	
Description of Funds	86
Combining Balance Sheet – Nonmajor Governmental Funds	88
Combining Statement of Revenues, Expenditures and Changes in Fund Balances – Nonmajor Governmental Funds	89
Combining Balance Sheet – Nonmajor Special Revenue Funds	90
Combining Statement of Revenues, Expenditures and Changes in Fund Balances – Nonmajor Special Revenue Funds	93
 Governmental Funds Individual Fund Schedules of Revenues, Expenditures and Changes in Fund Balance – Budget (Non-GAAP Basis) and Actual:	
Major Funds:	
General Fund	98
Emergency Medical Service Fund	101
CARES Act Fund	102
Fire Department Levy Fund	103
Capital Improvements Fund	104
Non-Major Funds:	
Street Maintenance and Repair Fund	105
State Highway Fund	106

City of Rittman
Wayne County, Ohio
Comprehensive Annual Financial Report
For the Year Ended December 31, 2020

Table of Contents (continued)


Permissive Tax Fund.....	107
Permissive Tax II Fund.....	108
Police Pension Fund.....	109
Law Enforcement and Education Fund.....	110
Law Enforcement Fund.....	111
Continuing Professional Training	112
Education and Recreation Assistance Fund	113
SAFER Grant Fund.....	114
Debt Retirement Fund.....	115
Cemetery Endowment Fund	116
DARE Fund	117
Police Association Fund	118
Individual Fund Schedules of Revenues, Expenses and Changes in Net Position - Budget (Non-GAAP Basis) and Actual:	
Major Funds:	
Water Fund	119
Sewer Fund	121
Solid Waste Fund	122
Storm Sewer Fund	123
Statistical Section	
Table of Contents	S-1
Net Position by Component - Last Ten Years (Accrual Basis of Accounting)	S-2
Changes in Net Position - Last Ten Years (Accrual Basis of Accounting).....	S-4
Fund Balances of Governmental Funds Last Ten Years (Modified Accrual Basis of Accounting)	S-8
Changes in Fund Balances of Governmental Funds Last Ten Years (Modified Accrual Basis of Accounting)	S-10
Assessed Valuation and Estimated Actual Values of Taxable Property Last Ten Years	S-12
Property Tax Rates – Direct and Overlapping Governments Last Ten Years	S-14
Income Tax Revenue Base and Collections (Cash Basis) – Last Ten Years.....	S-15
Ratio of Outstanding Debt by Type – Last Ten Years	S-16

City of Rittman
Wayne County, Ohio
Comprehensive Annual Financial Report
For the Year Ended December 31, 2020

Table of Contents (continued)

Ratio of Outstanding Debt to Assessed Value and Net Bonded Debt per Capita – Last Ten Years.....	S-18
Computation of Direct and Overlapping Governmental Activities Debt.....	S-19
Legal Debt Margin – Last Ten Years.....	S-20
Schedules of Ratio of Annual Debt Service Expenditures for General Bonded Debt to Total General Government Expenditures and Revenue Bond Coverage – Last Ten Years	S-22
Principal Employers – 2020 and 2011.....	S-23
Demographic and Economic Statistics – Last Ten Years.....	S-24
City Government Employees by Function/Program – Last Ten Years.....	S-25
Operating Indicators by Function/Program – Last Ten Years.....	S-26
Capital Assets Statistics by Function/Program – Last Ten Years	S-30

INTRODUCTORY SECTION



The City of Rittman Offices

30 North Main Street
Rittman, Ohio 44270
330-925-2064
www.rittman.com

Matthew Bulp
Finance Director
mbulp@rittman.com

June 29, 2021

Members of Rittman City Council and
Citizens of Rittman, Ohio

The Comprehensive Annual Financial Report of the City of Rittman (the “City”) for the fiscal year ending December 31, 2020 is hereby submitted. Responsibility for both the accuracy of the data and the completeness and fairness of the presentation, including all disclosures, rests with the City's management. To the best of our knowledge and belief, the enclosed data is accurate in all material respects and is reported in a manner designed to present fairly the financial position and results of operations of the City. All disclosures necessary to enable the reader to gain an understanding of the City's financial activities have been included.

Management's discussion and analysis (MD&A) immediately follows the Independent Auditor's Report. The MD&A provides a narrative introduction, overview and analysis of the basic financial statements and complements this letter of transmittal and should be read in conjunction with it.

The City's Finance Department is responsible for management's representations concerning the finances of the City. Consequently, management assumes full responsibility for the completeness and reliability of the information contained in this report, based upon a comprehensive framework of internal control that it has established for this purpose. Because the cost of internal control should not exceed its anticipated benefits, the objective is to provide reasonable, rather than absolute, assurance that the financial statements are free of any material misstatements.

In developing and revising the City's accounting and reporting control systems, consideration is given to the adequacy of internal controls to provide reasonable, but not absolute assurance regarding the safeguarding of assets from loss, theft, or misuse and reliability of financial records for preparing the City's financial statements in conformity with GAAP and maintaining accountability for assets. The concept of reasonable assurance recognizes that the cost of a control should not exceed the benefits likely to be derived, and the evaluation of costs and benefits requires estimates and judgments by management.

As management, we believe the data presented is accurate in all material aspects and that all disclosures necessary to enable the reader to acquire the maximum understanding of the City's financial activity have been included.

The City of Rittman

The City of Rittman is located in the north central part of the State of Ohio, within the boundaries of Wayne and Medina Counties. The City of Rittman is a home rule municipal corporation under the laws of the State of Ohio and, as such, operates under its own charter. The current charter was adopted in 1960 and has undergone three amendments since that time. The government consists of a Mayor and 6-member council.

The Mayor and all members of City Council are elected to 4-year terms. All of these officials are elected on an at-large basis.

The City provides the full range of municipal services addressed in its charter. These services include police, fire, public health, recreation and parks, street and sidewalks, water, sewer, and solid waste programs, planning and zoning, and general administrative services.

For financial reporting purposes, the City includes in this report all funds, agencies, boards, and commissions that are controlled by, or dependent on, the City's legislative branch. "Controlled by" or "dependent on" the City is determined on the basis of budget adoption, taxing authority, outstanding debts secured by revenues or general taxing authority of the City, and/or the City's obligation to fund any deficits that may occur.

The annual budget serves as the foundation for the City's financial planning and control. The City complies with the requirements of the Ohio Revised Code in the adoption of the Budget. Appropriations for the operation of various City departments are established through the passage of an ordinance by City Council. Budgetary control is facilitated through the maintenance of an encumbrance system for purchase orders, and through the use of the City's automated financial system.

The appropriated budget is prepared by fund, (e.g., General Fund), department (e.g., Police) and line item (e.g., Personal Services). The City Council may pass supplemental appropriations at any time by ordinance. Budget-to-actual comparisons are provided in this report for each individual fund for which an appropriated annual budget has been adopted. The General Fund and major special revenues funds are presented in the basic financial statements, beginning on page 22. For other funds, this comparison is presented in the governmental fund subsection of this report, which starts on page 98.

2020 Initiatives

Installation of a new waterline was planned for 2020 but was put on hold due to the pandemic and will be completed in 2021 through funding from OWDA. Additionally, a portion of Seneca Street was resurfaced during the year.

Other capital improvements were also made, including new fences and backstops for the baseball field at Fritz Park, a new sign outside of City Hall, and repainting the Decourcey standpipe.

Development Activities

The City laid the groundwork for future growth and improvement during 2020 while contending with the challenges presented by a global pandemic. City administration worked hard to protect both employees and residents of the City while ensuring future success.

Plans to build the new City Hall have been put on hold in favor of other relocation opportunities in an effort to control debt service costs. Additionally, efforts were made to seek and apply for grant opportunities from various sources to ramp up the rate at which road resurfacing projects are completed. Plans are also in motion to update the wastewater treatment plant as well as replace the remaining lead water service lines within the City.

In 2020, the City continued work on the nature preserve with Clean Ohio Fund Green Space Conversation Program grant funding through OPWC. The grant proceeds are being used to develop a nature preserve. The City obtained approximately 200 acres from Hull & Associates leaving approximately 100 acres left for Hull & Associates to develop the industrial park. The City is hopeful with the development of the nature park, additional grant funding, the proximity to rail spurs and the interstate system, and tax abatements, that we will see the start of the development of the industrial park in the near future. The industrial park is also located in the census tract that was designated by the State of Ohio and the Federal Government as an Opportunity Zone, which adds another incentive to this land.

In addition to capital improvement efforts, the City has plans to address other areas to facilitate growth. These include plans to review certain ordinances, zoning codes, and personnel procedures.

Long-term Financial Planning

In an effort to be proactive instead of reactive, the City continually evaluates its revenues and expenditures and programs and services provided, especially those under its control.

In 2010, the Administration adopted a five-year capital improvement program to assess the City's ability to meet the needs of the community in future years. One component of the plan is long-term financial projections, which is intended to indicate the need for continued cost containment or revenue enhancement efforts. The five-year capital plan was updated and adopted in 2020.

Economic Condition and Outlook

The City's total net position increased \$2,649,499 over 2019. Net position of governmental activities increased \$2,289,344 and business-type increased \$360,155. All governmental funds had revenues of \$6,815,077 and expenditures of \$5,588,306. The general fund's net change in fund balance was an increase of \$799,705. Revenues increased significantly from the prior year, largely due to an increase in governmental revenues. This increase was caused by the receipt of Coronavirus Relief Funds (CARES Act) and grant receipts related to the Nature Preserve project. Expenditures also increased significantly during the year, primarily due to increases in leisure time activities and capital outlay expenditures related to the Nature Preserve project. The fund balance of the emergency medical service fund increased \$161,872, the new CARES act fund ended with \$5,859 available, the fire department levy fund increased by \$104,058, and the capital improvements fund increased by \$121,266.

The City's governing body, administration, and employees are committed to working together to provide quality services to the residents. The future impact of the initiatives undertaken in 2020, combined with the imminent redevelopment of the large vacant industrial site, should allow the City to gain some financial strength in 2021 and subsequent years. However, the City will remain vigilant in evaluating their financial position and be proactive wherever possible by implementing revenue enhancing or cost cutting measures. The COVID-19 global pandemic may have further negative economic impacts that are yet to be realized which may have a significant impact on the City's financial trajectory going forward.

Administration will continue to look for other ways to expand the City's tax base, focusing on small businesses looking to relocate or revitalization of vacant property. Looking forward, the City is optimistic that the financial position of the City will improve.

Independent Audit

The City is not legally required to obtain an independent annual audit. The minimum requirement is for the State of Ohio to perform an audit, directly or indirectly, through an independent auditing firm at least every two years. The City, consistent with the professional manner in which it has conducted its financial affairs, has chosen to fund annual audits. The City has engaged Rea & Associates to audit the City's financial records. The auditor's unmodified opinion is included herein.

Certification of Achievement

The Government Finance Officers Association of the United States and Canada (GFOA) awarded a Certificate of Achievement for Excellence in Financial Reporting to the City of Rittman, Ohio for its Comprehensive Annual Financial Report for the fiscal year ended December 31, 2019. The City has received this award since 1996, the first year that the City prepared and submitted an ACFR. The Certificate of Achievement is a prestigious national award, recognizing conformance to the highest standards for preparation of state and local government financial reports.

In order to be awarded a Certificate of Achievement, a government must publish an easily readable and efficiently organized comprehensive annual financial report. This report must satisfy both generally accepted accounting principles and applicable legal requirements. A Certificate of Achievement is valid for a period of one year only. We believe that our current Comprehensive Annual Financial Report conforms to Certificate of Achievement Program's requirements, and we are submitting it to the GFOA to determine its eligibility for another certificate.

Acknowledgments

The preparation of this report could not have been accomplished without the dedicated services of the administrative staff. We wish to express our appreciation to members of other City departments who assisted and contributed to the preparation of this report. In addition, gratitude is extended to the independent accounting firm of Rea & Associates, Certified Public Accountants, Incorporated, for their advice and guidance. City Council also deserves a special acknowledgment for their support and commitment to responsible fiscal reporting.

Respectfully Submitted,



Matthew Bubp
Finance Director



Bobbie Beshara
City Manager

City of Rittman, Ohio

For the year ended December 31, 2020

CITY OFFICIALS

Mayor

William Robertson

Council Members

Leah Weirick, President
David Williams
Josh Carey

Phillip Decker
Melissa Shows
Amanda Nelson

City Manager

Bobbie Beshara

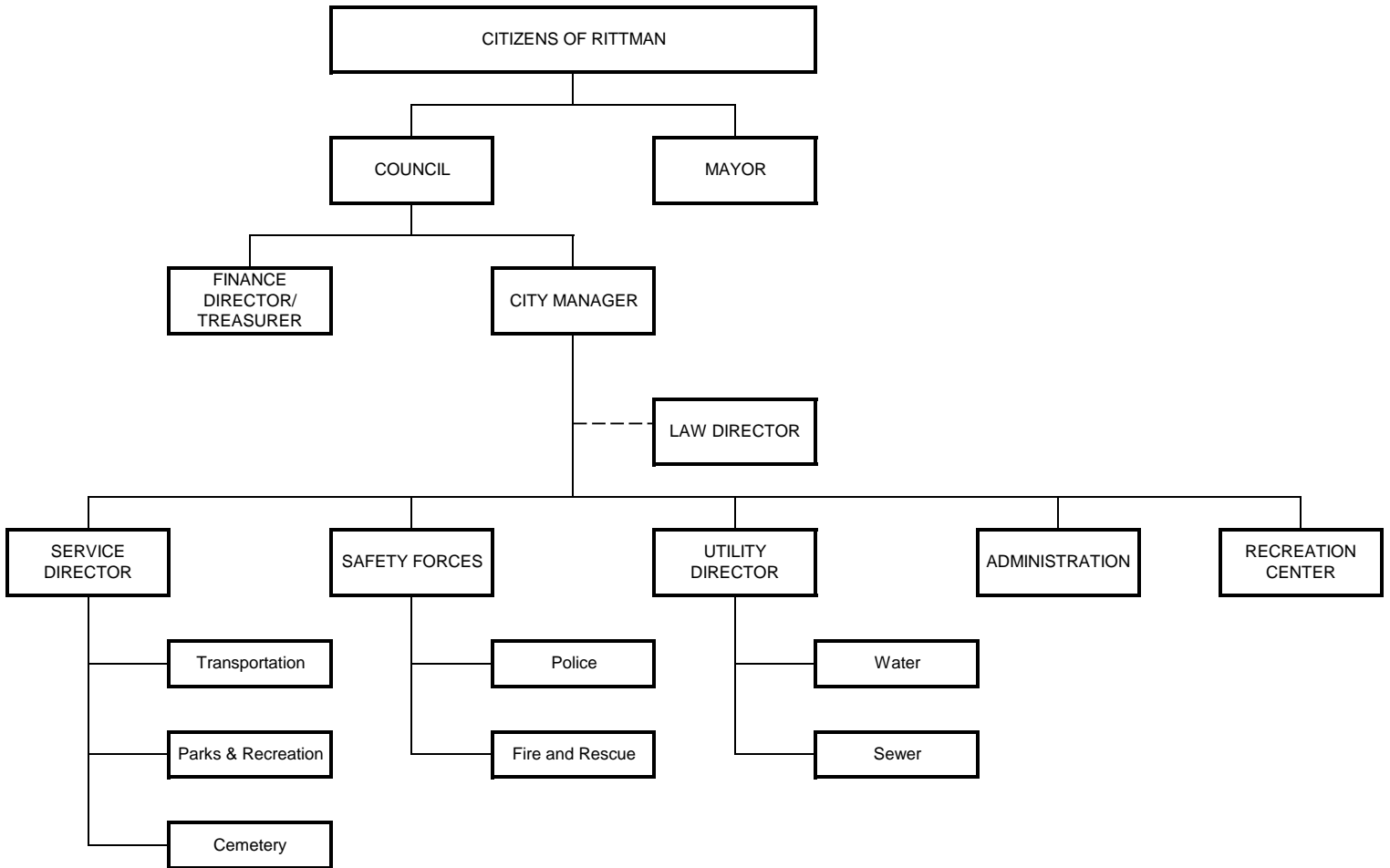
Finance Director/Treasurer

Matthew Bulp

Director of Law

Matthew Simpson

City of Rittman, Ohio
Organizational Chart
December 31, 2020





Government Finance Officers Association

Certificate of
Achievement
for Excellence
in Financial
Reporting

Presented to

**City of Rittman
Ohio**

For its Comprehensive Annual
Financial Report
For the Fiscal Year Ended

December 31, 2019

Christopher P. Morill

Executive Director/CEO



FINANCIAL SECTION

INDEPENDENT AUDITOR'S REPORT

To Members of Council and Management
City of Rittman
Wayne County, Ohio
30 N. Main St.
Rittman, OH 44270

Report on the Financial Statements

We have audited the accompanying financial statements of the governmental activities, the business-type activities, each major fund, and the aggregate remaining fund information of the City of Rittman, Wayne County, Ohio, (the City) as of and for the year ended December 31, 2020, and the related notes to the financial statements, which collectively comprise the City's basic financial statements as listed in the table of contents.

Management's Responsibility for the Financial Statements

Management is responsible for the preparation and fair presentation of these financial statements in accordance with accounting principles generally accepted in the United States of America; this includes the design, implementation, and maintenance of internal control relevant to the preparation and fair presentation of financial statements that are free from material misstatement, whether due to fraud or error.

Auditor's Responsibility

Our responsibility is to express opinions on these financial statements based on our audit. We conducted our audit in accordance with auditing standards generally accepted in the United States of America and the standards applicable to financial audits contained in *Government Auditing Standards*, issued by the Comptroller General of the United States. Those standards require that we plan and perform the audit to obtain reasonable assurance about whether the financial statements are free from material misstatement.

An audit involves performing procedures to obtain audit evidence about the amounts and disclosures in the financial statements. The procedures selected depend on the auditor's judgment, including the assessment of the risks of material misstatement of the financial statements, whether due to fraud or error. In making those risk assessments, the auditor considers internal control relevant to the City's preparation and fair presentation of the financial statements in order to design audit procedures that are appropriate in the circumstances, but not for the purpose of expressing an opinion on the effectiveness of the City's internal control. Accordingly, we express no such opinion. An audit also includes evaluating the appropriateness of accounting policies used and the reasonableness of significant accounting estimates made by management, as well as evaluating the overall presentation of the financial statements.

We believe that the audit evidence we have obtained is sufficient and appropriate to provide a basis for our audit opinions.

Opinions

In our opinion, the financial statements referred to above present fairly, in all material respects, the respective financial position of the governmental activities, the business-type activities, each major fund, and the aggregate remaining fund information of the City of Rittman, Wayne County, Ohio, as of December 31, 2020, and the respective changes in financial position and, where applicable, cash flows thereof and the respective budgetary comparisons for the general fund, the emergency medical service fund, CARES act fund, and the fire department levy fund for the year then ended in accordance with accounting principles generally accepted in the United States of America.

Other Matters

Required Supplementary Information

Accounting principles generally accepted in the United States of America require that the *Management's Discussion and Analysis and Pension and other Post-Employment Benefit schedules*, as listed in the table of contents, be presented to supplement the basic financial statements. Such information, although not a part of the basic financial statements, is required by the Governmental Accounting Standards Board who considers it to be an essential part of financial reporting for placing the basic financial statements in an appropriate operational, economic, or historical context. We have applied certain limited procedures to the required supplementary information in accordance with auditing standards generally accepted in the United States of America, which consisted of inquiries of management about the methods of preparing the information and comparing the information for consistency with management's responses to our inquiries, the basic financial statements, and other knowledge we obtained during our audit of the basic financial statements. We do not express an opinion or provide any assurance on the information because the limited procedures do not provide us with sufficient evidence to express an opinion or provide any assurance.

Other Information

Our audit was conducted for the purpose of forming opinions on the financial statements that collectively comprise the City's basic financial statements. The introductory section, combining and individual fund financial statements and schedules and statistical sections are presented for purposes of additional analysis and are not a required part of the basic financial statements.

The combining and individual fund financial statements and schedules are the responsibility of management and were derived from and relates directly to the underlying accounting and other records used to prepare the basic financial statements. Such information has been subjected to the auditing procedures applied in the audit of the basic financial statements and certain additional procedures, including comparing and reconciling such information directly to the underlying accounting and other records used to prepare the basic financial statements or to the basic financial statements themselves, and other additional procedures in accordance with auditing standards generally accepted in the United States of America. In our opinion, the combining and individual fund financial statements and schedules are fairly stated, in all material respects, in relation to the basic financial statements as a whole.

The introductory and statistical sections have not been subjected to the auditing procedures applied in the audit of the basic financial statements, and accordingly, we do not express an opinion or provide any assurance on them.

Other Reporting Required by Government Auditing Standards

In accordance with *Government Auditing Standards*, we have also issued our report dated June 29, 2021 on our consideration of the City's internal control over financial reporting and on our tests of its compliance with certain provisions of laws, regulations, contracts, and grant agreements and other matters. The purpose of that report is solely to describe the scope of our testing of internal control over financial reporting and compliance and the results of that testing, and not to provide an opinion on the effectiveness of the City's internal control over financial reporting or on compliance. That report is an integral part of an audit performed in accordance with *Government Auditing Standards* in considering City's internal control over financial reporting and compliance.

Rea & Associates, Inc.

Rea & Associates, Inc.
Medina, Ohio
June 29, 2021



City of Rittman
Wayne County, Ohio
Management's Discussion and Analysis
For the Year Ended December 31, 2020
(Unaudited)

The discussion and analysis of the City of Rittman's (the City) financial performance provides an overall review of the City's financial activities for the year ended December 31, 2020. The intent of this discussion and analysis is to look at the City's performance as a whole; readers should also review the notes to the basic financial statements and financial statements to enhance their understanding of the City's financial performance.

Financial Highlights

Key financial highlights for 2020 are as follows:

- In total, net position increased \$2,649,499, which represents a 16 percent increase from 2019. Net position of governmental activities increased \$2,289,344. Net position of business-type activities increased \$360,155.
- Total capital assets increased \$1,206,284 during 2020. Capital assets of governmental activities increased \$1,341,542 and capital assets of business-type activities decreased \$135,258.
- Outstanding debt decreased from \$2,028,764 to \$1,785,821.

Using this Annual Financial Report

This report is designed to allow the reader to look at the financial activities of the City of Rittman as a whole and is intended to allow the reader to obtain a summary view or a more detailed view of the City's operations, as they prefer.

The Statement of Net Position and the Statement of Activities provide information from a summary perspective showing the effects of the operations for the year 2020 and how they affected the operations of the City as a whole.

Reporting the City as a Whole

Statement of Net Position and the Statement of Activities

The *Statement of Net Position* and *Statement of Activities* provide information about the activities of the whole City, presenting both an aggregate view of the City's finances and a longer-term view of those finances. Fund financial statements provide the next level of detail. For governmental funds, these statements tell how services were financed in the short-term as well as what remains for future spending. The fund financial statements also look at the City's most significant funds with all other nonmajor funds presented in total in one column. In the case of the City of Rittman, the general fund is by far the most significant fund. Business-type funds consist of the water, sewer, solid waste and storm sewer funds.

City of Rittman
Wayne County, Ohio
Management's Discussion and Analysis
For the Year Ended December 31, 2020
(Unaudited)

A question typically asked about the City's finances is "How did we do financially during 2020?" The Statement of Net Position and the Statement of Activities answer this question. These statements include *all assets and deferred outflows of resources* and *liabilities and deferred inflows of resources* using the *accrual basis of accounting* similar to the accounting method used by most private-sector companies. This basis of accounting takes into account all of the current year's revenues and expenses regardless of when cash is received or paid.

These two statements report the City's *net position* and *changes in net position*. This change in net position is important because it tells the reader that, for the City as a whole, the *financial position* of the City has improved or diminished. The causes of this change may be the result of many factors, some financial, some not. Non-financial factors include the City's property tax base, current property tax laws in Ohio which restrict revenue growth, facility conditions, and other factors.

In the Statement of Net Position and the Statement of Activities, the City is divided into two distinct kinds of activities:

- **Governmental Activities** - Most of the City's programs and services are reported here, including general government, security of persons and property, public health, leisure time activities and transportation.
- **Business-Type Activities** - These services are provided on a charge for goods or services basis to recover all of the expenses of the goods or services provided. The City's water, sewer, solid waste and storm sewer funds are reported as business activities.

Reporting the City's Most Significant Funds

Fund Financial Statements

A fund is a grouping of related accounts that is used to maintain control over resources that have been safeguarded for specific activities or objectives. The City uses many funds to account for financial transactions. However, these fund financial statements focus on the City's most significant funds. The City's major governmental funds are the general fund, emergency medical service fund, CARES Act fund, fire department levy fund and capital improvements fund.

Governmental Funds Most of the City's activities are reported in governmental funds, which focus on how money flows into and out of those funds and the balances left at year-end available for spending in future periods. These funds are reported using an accounting method called modified accrual accounting, which measures cash and all other financial assets that can readily be converted to cash. The governmental fund statements provide a detailed short-term view of the City's general government operations and the basic services it provides. Governmental fund information helps you determine whether there are more or fewer financial resources that can be spent in the near future to finance future services. The relationship (or differences) between governmental activities (reported in the Statement of Net Position and the Statement of Activities) and governmental funds is reconciled in the financial statements.

Proprietary Funds Proprietary funds use the same basis of accounting as business-type activities; therefore, these statements will essentially match.

City of Rittman
Wayne County, Ohio
Management's Discussion and Analysis
For the Year Ended December 31, 2020
(Unaudited)

The City as a Whole

Recall that the Statement of Net Position provides the perspective of the City as a whole. Table 1 provides a summary of the City's net position for 2020 compared to 2019:

Table 1
Net Position

	Governmental Activities			Business-Type Activities		
	2020	2019	Change	2020	2019	Change
Assets						
Current & Other Assets	\$ 5,701,328	\$ 4,313,974	\$ 1,387,354	\$ 3,643,734	\$ 3,111,336	\$ 532,398
Capital Assets	7,354,512	6,012,970	1,341,542	12,074,380	12,209,638	(135,258)
<i>Total Assets</i>	<u>13,055,840</u>	<u>10,326,944</u>	<u>2,728,896</u>	<u>15,718,114</u>	<u>15,320,974</u>	<u>397,140</u>
Deferred Outflows of Resources						
Pension & OPEB	1,563,275	1,863,450	(300,175)	205,823	453,360	(247,537)
<i>Total Deferred Outflows of Resource</i>	<u>1,563,275</u>	<u>1,863,450</u>	<u>(300,175)</u>	<u>205,823</u>	<u>453,360</u>	<u>(247,537)</u>
Liabilities						
Current & Other Liabilities	313,660	277,884	35,776	331,705	199,172	132,533
Long-Term Liabilities:						
Due Within One Year	292,411	319,060	(26,649)	221,190	300,351	(79,161)
Due In More Than One Year:						
Net Pension Liability	3,744,532	4,480,478	(735,946)	746,550	1,217,253	(470,703)
Net OPEB Liability	1,465,788	1,394,749	71,039	502,350	556,926	(54,576)
Other Amounts	570,284	552,724	17,560	1,091,956	1,178,215	(86,259)
<i>Total Liabilities</i>	<u>6,386,675</u>	<u>7,024,895</u>	<u>(638,220)</u>	<u>2,893,751</u>	<u>3,451,917</u>	<u>(558,166)</u>
Deferred Inflows of Resources						
Property Taxes	578,845	564,944	13,901	-	-	-
Pension & OPEB	1,079,554	315,858	763,696	365,863	18,249	347,614
<i>Total Deferred Inflows of Resources</i>	<u>1,658,399</u>	<u>880,802</u>	<u>777,597</u>	<u>365,863</u>	<u>18,249</u>	<u>347,614</u>
Net Position						
Net Investment in Capital Assets	6,832,542	5,510,393	1,322,149	10,871,481	10,845,050	26,431
Restricted	2,046,460	1,388,108	658,352	-	-	-
Unrestricted	(2,304,961)	(2,613,804)	308,843	1,792,842	1,459,118	333,724
<i>Total Net Position</i>	<u>\$ 6,574,041</u>	<u>\$ 4,284,697</u>	<u>\$ 2,289,344</u>	<u>\$ 12,664,323</u>	<u>\$ 12,304,168</u>	<u>\$ 360,155</u>

City of Rittman
Wayne County, Ohio
Management's Discussion and Analysis
For the Year Ended December 31, 2020
(Unaudited)

The net pension liability (NPL) is the largest single liability reported by the City at December 31, 2020 and is reported pursuant to GASB Statement 68, *Accounting and Financial Reporting for Pensions—an Amendment of GASB Statement 27*. In a prior year, the City adopted GASB Statement 75, *Accounting and Financial Reporting for Postemployment Benefits Other Than Pensions*, which significantly revises accounting for costs and liabilities related to other postemployment benefits (OPEB). For reasons discussed below, many end users of this financial statement will gain a clearer understanding of the City's actual financial condition by adding deferred inflows related to pension and OPEB, the net pension liability and the net OPEB liability to the reported net position and subtracting deferred outflows related to pension and OPEB.

Governmental Accounting Standards Board standards are national and apply to all government financial reports prepared in accordance with generally accepted accounting principles. Prior accounting for pensions (GASB 27) and postemployment benefits (GASB 45) focused on a funding approach. This approach limited pension and OPEB costs to contributions annually required by law, which may or may not be sufficient to fully fund each plan's *net pension liability* or *net OPEB liability*. GASB 68 and GASB 75 take an earnings approach to pension and OPEB accounting; however, the nature of Ohio's statewide pension/OPEB plans and state law governing those systems requires additional explanation in order to properly understand the information presented in these statements.

GASB 68 and GASB 75 require the net pension liability and the net OPEB liability to equal the City's proportionate share of each plan's collective:

1. Present value of estimated future pension/OPEB benefits attributable to active and inactive employees' past service
- 2 Minus plan assets available to pay these benefits

GASB notes that pension and OPEB obligations, whether funded or unfunded, are part of the "employment exchange" – that is, the employee is trading his or her labor in exchange for wages, benefits, and the promise of a future pension and other postemployment benefits. GASB noted that the unfunded portion of this promise is a present obligation of the government, part of a bargained-for benefit to the employee, and should accordingly be reported by the government as a liability since they received the benefit of the exchange. However, the City is not responsible for certain key factors affecting the balance of these liabilities. In Ohio, the employee shares the obligation of funding pension benefits with the employer. Both employer and employee contribution rates are capped by State statute. A change in these caps requires action of both Houses of the General Assembly and approval of the Governor. Benefit provisions are also determined by State statute. The Ohio revised Code permits, but does not require the retirement systems to provide healthcare to eligible benefit recipients. The retirement systems may allocate a portion of the employer contributions to provide for these OPEB benefits.

The employee enters the employment exchange with the knowledge that the employer's promise is limited not by contract but by law. The employer enters the exchange also knowing that there is a specific, legal limit to its contribution to the retirement system. In Ohio, there is no legal means to enforce the unfunded liability of the pension/OPEB plan *as against the public employer*. State law operates to mitigate/lessen the moral obligation of the public employer to the employee, because all parties enter the employment exchange with notice as to the law. The retirement system is responsible for the administration of the pension and OPEB plans.

City of Rittman
Wayne County, Ohio
Management's Discussion and Analysis
For the Year Ended December 31, 2020
(Unaudited)

Most long-term liabilities have set repayment schedules or, in the case of compensated absences (i.e. sick and vacation leave), are satisfied through paid time-off or termination payments. There is no repayment schedule for the net pension liability or the net OPEB liability. As explained above, changes in benefits, contribution rates, and return on investments affect the balance of these liabilities, but are outside the control of the local government. In the event that contributions, investment returns, and other changes are insufficient to keep up with required payments, State statute does not assign/identify the responsible party for the unfunded portion. Due to the unique nature of how the net pension liability and the net OPEB liability are satisfied, these liabilities are separately identified within the long-term liability section of the statement of net position.

In accordance with GASB 68 and GASB 75, the City's statements prepared on an accrual basis of accounting include an annual pension expense and an annual OPEB expense for their proportionate share of each plan's *change* in net pension liability and net OPEB liability, respectively, not accounted for as deferred inflows/outflows.

At year end, capital assets represented 68 percent of total assets. Capital assets include, land, land improvements, buildings, equipment, infrastructure and construction in progress. Capital assets, net of related debt were \$17,704,023 at December 31, 2020, with \$6,832,542 in governmental activities and \$10,871,481 in business-type activities. These capital assets are used to provide services to citizens and are not available for future spending. Although the City's investment in capital assets is reported net of related debt, it should be noted that the resources to repay the debt must be provided from other sources, since capital assets may not be used to liquidate these liabilities.

A portion of the City's net position, \$2,046,460 represents resources that are subject to external restrictions on how they may be used. The balance of unrestricted net position is a deficit balance of \$512,119.

Capital assets increased for governmental activities due to the purchase of land for the Nature Preserve development project.

Current assets increased in governmental activities primarily due to an increase of cash and investments caused by increased intergovernmental revenue as a result of coronavirus relief funds. Current assets for cash also increased in business-type activities due operating revenues exceeding expenses. Current liabilities increased in business-type activities due to the timing of accounts payable in the solid waste fund.

Net pension/OPEB liability, deferred outflow of resources and deferred inflow of resources related to pension and OPEB fluctuated from changes in OPERS and OP&F that impact calculations in accordance with GASB 68 and GASB 75 mentioned earlier.

This space intentionally left blank.

City of Rittman
Wayne County, Ohio
Management's Discussion and Analysis
For the Year Ended December 31, 2020
(Unaudited)

In order to further understand what makes up the changes in net position for the current year, the following table gives readers further details regarding the results of activities for 2020 and 2019.

Table 2
Changes in Net Position

	Governmental Activities			Business-Type Activities		
	2020	2019	Change	2020	2019	Change
Revenues						
<i>Program Revenues</i>						
Charges for Services	\$ 518,431	\$ 572,233	\$ (53,802)	\$ 2,930,624	\$ 2,764,094	\$ 166,530
Operating Grants	1,347,362	753,046	594,316	67,319	9,811	57,508
Capital Grants	1,904,333	70,924	1,833,409	-	160,646	(160,646)
<i>Total Program Revenues</i>	<u>3,770,126</u>	<u>1,396,203</u>	<u>2,373,923</u>	<u>2,997,943</u>	<u>2,934,551</u>	<u>63,392</u>
General Revenues						
Property Taxes	692,419	676,824	15,595	-	-	-
Income Taxes	2,002,841	2,060,144	(57,303)	-	-	-
Grants & Entitlements	403,785	382,511	21,274	-	-	-
Other	601,176	254,028	347,148	46,851	52,702	(5,851)
<i>Total General Revenues</i>	<u>3,700,221</u>	<u>3,373,507</u>	<u>326,714</u>	<u>46,851</u>	<u>52,702</u>	<u>(5,851)</u>
<i>Total Revenues</i>	<u>7,470,347</u>	<u>4,769,710</u>	<u>2,700,637</u>	<u>3,044,794</u>	<u>2,987,253</u>	<u>57,541</u>
Program Expenses						
General Government	750,579	804,308	(53,729)	-	-	-
Security of Persons and Property	2,699,290	1,812,126	887,164	-	-	-
Public Health	117,845	150,061	(32,216)	-	-	-
Leisure Time Activities	658,393	738,544	(80,151)	-	-	-
Transportation	900,186	919,320	(19,134)	-	-	-
Interest and Fiscal Charges	45,464	40,628	4,836	-	-	-
Enterprise Operations						
Water	-	-	-	907,977	1,065,810	(157,833)
Sewer	-	-	-	1,103,166	1,370,311	(267,145)
Solid Waste	-	-	-	538,268	441,620	96,648
Storm Sewer	-	-	-	144,474	84,979	59,495
<i>Total Expenses</i>	<u>5,171,757</u>	<u>4,464,987</u>	<u>706,770</u>	<u>2,693,885</u>	<u>2,962,720</u>	<u>(268,835)</u>
Transfers	(9,246)	-	(9,246)	9,246	-	9,246
<i>Change in Net Position</i>	<u>2,289,344</u>	<u>304,723</u>	<u>1,984,621</u>	<u>360,155</u>	<u>24,533</u>	<u>335,622</u>
<i>Net Position Beginning of Year</i>	<u>4,284,697</u>	<u>3,979,974</u>	<u>304,723</u>	<u>12,304,168</u>	<u>12,279,635</u>	<u>24,533</u>
<i>Net Position End of Year</i>	<u>\$ 6,574,041</u>	<u>\$ 4,284,697</u>	<u>\$ 2,289,344</u>	<u>\$ 12,664,323</u>	<u>\$ 12,304,168</u>	<u>\$ 360,155</u>

The City's overall net position increased \$2,649,499 from the prior year. The reasons for this overall increase are discussed in the following sections for governmental activities and business-type activities.

City of Rittman
Wayne County, Ohio
Management's Discussion and Analysis
For the Year Ended December 31, 2020
(Unaudited)

Governmental Activities

The funding for the governmental activities comes from several different sources, the most significant being the municipal income tax. Other prominent sources are property taxes, grants and entitlements, and charges for services. For 2020, there was no significant changes from the prior as the City is maintaining operations.

The City's income tax is at a rate of 1.5 percent. Both residents of the City and non-residents who work inside the City are subject to the income tax. However if residents work in a locality that has a municipal income tax, the City provides 1 percent credit for those who pay income tax to another city. City Council could by Ordinance, choose to vary that income tax credit and create additional revenues for the City.

General revenues include grants and entitlements, such as local government funds. Governmental activities are primarily funded by property tax, income tax and intergovernmental revenue. The City monitors its sources of revenues very closely for fluctuations. Miscellaneous revenue increased in 2020, primarily caused by the additional refunds from the Ohio Bureau of Worker's Compensation.

Operating grants in governmental activities increased due to the City receiving the COVID-19 relief grant. Capital grants also increased due to the receipt of the Ohio Public Works Commission Clean Ohio Conservation Grant for the Nature Preserve project.

Security of persons and property, consisting of police, fire and EMS, represent the largest expense of the governmental activities. The police department operates out of the general fund, the fire department operates out of the fire levy fund and EMS operates out of the emergency medical service fund. Transportation expenses primarily consist of repairs and maintenance of the City's roads. General government expenses include legislative, executive and financial management departments of the City. In 2020, security of persons and property expenses increased primarily due to the change in net pension/OPEB liability. In 2019, OP&F changed its retiree health care model to a stipend-based health care model thus reducing its total OPEB liability. That change resulted in significantly lower net OPEB liability reported by the City in 2019 when compared to 2018 and 2020.

Business-Type Activities

Business-type activities include water, sewer, solid waste and storm sewer operations. The revenues are generated primarily from charges for services. In 2020, charges for services accounted for 96 percent of the business-type revenues.

The City's Funds

Governmental Funds

As noted earlier, the City's governmental funds are accounted for using the modified accrual method of accounting. The focus of the City's governmental funds is to provide information on near-term inflows, outflows and balances of spendable resources. Such information is useful in assessing the City's financing requirements. In particular, unassigned fund balance may serve as a useful measure of a government's net resources available for discretionary use as they represent the portion of the fund balance which has not yet been limited to use for a particular purpose by either an external party, the City itself, or a group or individual that has been delegated authority to assign resources for use for particular purposes by the City's Council.

City of Rittman
Wayne County, Ohio
Management's Discussion and Analysis
For the Year Ended December 31, 2020
(Unaudited)

The general fund is the chief operating fund of the City. The fund balance of the general fund increased by \$799,705 during the current fiscal year, primarily due to increased miscellaneous revenue and a decrease in expenditures as a result of expenditures paid from CARES Act funding.

The emergency medical service fund had a \$161,872 increase in fund balance due to revenues exceeding costs to operate EMS.

The CARES Act fund had a \$5,859 increase in fund balance as not all grant revenues were spent in 2020.

The fire department levy fund had a \$104,058 increase in fund balance due to a transfer of funds from the general fund.

The capital improvement fund had a \$121,266 increase in fund balance due to an increase in intergovernmental revenue for new projects with expenditures not yet incurred before year end. The inception of new equipment leases was offset by an equal amount of capital outlay.

Proprietary Funds

The City's proprietary funds provide the same type of information found in the government-wide financial statements for the business-type activities, but in more detail.

Unrestricted net position of the water fund at the end of the year amounted to \$65,127, the unrestricted net position of the sewer fund was \$1,127,274, and the unrestricted net position of the solid waste fund was \$339,418. The solid waste fund net position decreased \$30,126, while the water and sewer funds saw growth of \$200,617 and \$91,040, respectively.

General Fund Budgeting Highlights

The City's budget is prepared according to Ohio law and is based on accounting for certain transactions on a basis of cash receipts, disbursements, and encumbrances. The most significant budgeted fund is the general fund.

During the course of 2020, the City amended its general fund budget on various occasions. All recommendations for appropriation changes come to Council from the City Finance Director. The Council reviews them, and they make their recommendation to the Council as a whole.

Original budgeted revenues did not have a need to increase significantly over the course of the year, and original expenditure appropriations were increased to account for expected increased costs.

The actual budget basis revenue exceeded the final budget estimate due to investment revenue and grant income being conservatively estimated.

Final expenditure appropriations were higher than the actual expenditures, as cost savings were recognized throughout the year.

There were no significant variances to discuss within other financing sources and uses, except the City did not budget for advances.

City of Rittman
Wayne County, Ohio
Management's Discussion and Analysis
For the Year Ended December 31, 2020
(Unaudited)

Capital Assets and Debt Administration

Capital Assets

Table 3 shows fiscal year 2020 balances compared with 2019.

Table 3
Capital Assets at December 31
(Net of Depreciation)

	Governmental Activities		Business-Type Activities		Total	
	2020	2019	2020	2019	2020	2019
Land	\$ 1,911,521	\$ 281,386	\$ 63,936	\$ 63,936	\$ 1,975,457	\$ 345,322
Infrastructure	1,370,425	1,477,133	7,288,735	7,517,794	8,659,160	8,994,927
Land Improvements	51,714	23,461	26,394	32,117	78,108	55,578
Buildings	2,545,545	2,753,862	3,818,802	3,667,903	6,364,347	6,421,765
Equipment	1,217,237	1,292,168	770,607	722,508	1,987,844	2,014,676
Construction in Progress	258,070	184,960	105,906	205,380	363,976	390,340
<i>Total</i>	<u>\$ 7,354,512</u>	<u>\$ 6,012,970</u>	<u>\$ 12,074,380</u>	<u>\$ 12,209,638</u>	<u>\$ 19,428,892</u>	<u>\$ 18,222,608</u>

See Note 8 for additional information about the capital assets of the City.

In 2020, the City continued work on the City Hall building, which increased the construction in process for governmental activities. In 2020, the City also acquired the land for the Nature Preserve project which led to increases in both land and construction in process.

Debt

Table 4 summarizes outstanding debt. See Note 12 for additional details.

Table 4
Outstanding Debt, at December 31

	Governmental Activities		Business-Type Activities		Total	
	2020	2019	2020	2019	2020	2019
General Obligation Bonds	\$ 40,000	\$ 161,000	\$ 385,000	\$ 592,503	\$ 425,000	\$ 753,503
Loans Payable	103,000	105,125	732,772	664,705	835,772	769,830
Capital Leases	439,921	398,051	85,128	107,380	525,049	505,431
<i>Total</i>	<u>\$ 582,921</u>	<u>\$ 664,176</u>	<u>\$ 1,202,900</u>	<u>\$ 1,364,588</u>	<u>\$ 1,785,821</u>	<u>\$ 2,028,764</u>

City of Rittman
Wayne County, Ohio
Management's Discussion and Analysis
For the Year Ended December 31, 2020
(Unaudited)

Current Issues Affecting Financial Condition

During the volatile economic times spanning the last several years, efficient use of the City's workforce and cost containment measures, which continued throughout 2020, have resulted in no layoffs of City employees.

The COVID-19 pandemic had a significant impact on the City's operations, revenues, and expenditures. As a result of Coronavirus relief funding, any detrimental long-term impact to the City's financial position was mitigated, despite a decrease of about 4% in income tax cash collections.

The five-year capital improvement program plan was updated in 2020. The plan is used to assess the City's ability to meet the needs of the community in future years. One component of the plan is long-term financial projections, which are intended to indicate the need for continued cost containment or revenue enhancement efforts.

The City's infrastructure was improved in 2020. Installation of a new waterline was planned but put on hold due to the pandemic and will be completed in 2021 through funding from OWDA. Additionally, a portion of Seneca Street was resurfaced during the year.

The City purchased new equipment, including computer servers for the City as well as various pumps and terminals for the wastewater treatment plant.

Improvements to City buildings and land were important in 2020 to improve the appearance and function of these properties for the public and the operation of City services. The service garage received a partial roof replacement to ensure the function and security of the equipment and employees within. A new sign was purchased for City Hall which is used to display useful information to the public. New ballfield backstops were installed at Fritz Park in order to ensure that our City ballfield is an inviting and functional location for youth leagues to play. Finally, the painting of the water standpipe on Decourcey Road, which had begun in 2019, was completed in 2020, making the standpipe safer, more functional, and more aesthetically pleasing.

Significant changes were made to the City's organizational structure in 2019. Effective, January, 1, 2019, the Fire and EMS departments were combined, and now operate under one department. Efficiencies and cost savings will be gained with the merger of the departments. The full impacts of this change are still being realized.

In 2020, the City continued work on the nature preserve project for which funding was awarded from the Clean Ohio Fund Green Space Conservation Program grant through OPWC. The City is hopeful with the development of the nature park, additional grant funding, the proximity to rail spurs and the interstate system, and tax abatements, that we will see the start of the development of the industrial park in the near future. The industrial park is also located in the census tract that was designated by the State of Ohio and the Federal Government as an Opportunity Zone, which adds another incentive to this land.

Finally, the City continues to promote itself to business owners and possible investors in order to increase retail and industrial growth. With prime areas for development and redevelopment available, the City will focus on facilitating those types of developments.

City of Rittman
Wayne County, Ohio
Management's Discussion and Analysis
For the Year Ended December 31, 2020
(Unaudited)

The United States and the State of Ohio declared a state of emergency in March 2020 due to the COVID-19 pandemic. The financial impact of COVID-19 and the ensuing emergency measures will impact subsequent periods of the City. The investments of the pension and other employee benefit plan in which the City participates have incurred a significant decline in fair value, consistent with the general decline in financial markets. However, because the values of individual investments fluctuate with market conditions, and due to market volatility, the amount of losses that will be recognized in subsequent periods, if any, cannot be determined. In addition, the impact on the City's future operating costs, revenues, and any recovery from emergency funding, either federal or state, cannot be estimated.

Contacting the City's Finance Department

This financial report is designed to provide our citizens, taxpayers, investors, and creditors with a general overview of the City's finances and to show the City's accountability for the money it receives. If you have any questions about this report or need additional financial information, contact Director of Finance, 30 N. Main Street, Rittman, Ohio, 44270.

City of Rittman
Wayne County, Ohio
Statement of Net Position
December 31, 2020

	Primary Government		
	Governmental Activities	Business-Type Activities	Total
Assets			
Equity in Pooled Cash and Investments	\$ 3,516,689	\$ 3,079,211	\$ 6,595,900
Cash and Investments in Segregated Accounts	2,841	13,913	16,754
Accounts Receivable	36,665	478,109	514,774
Accrued Interest Receivable	85	-	85
Intergovernmental Receivable	659,314	18,321	677,635
Property and Other Local Taxes Receivable	702,470	-	702,470
Income Taxes Receivable	685,043	-	685,043
Special Assessments Receivable	54,507	-	54,507
Prepaid Items	43,714	8,319	52,033
Restricted Cash and Cash Equivalents	-	45,861	45,861
Non-Depreciable Capital Assets	2,169,591	169,842	2,339,433
Depreciable Capital Assets, net	5,184,921	11,904,538	17,089,459
<i>Total Assets</i>	<u>13,055,840</u>	<u>15,718,114</u>	<u>28,773,954</u>
Deferred Outflows of Resources			
Pension	1,024,465	118,713	1,143,178
OPEB	538,810	87,110	625,920
<i>Total Deferred Outflows of Resources</i>	<u>1,563,275</u>	<u>205,823</u>	<u>1,769,098</u>
Liabilities			
Accounts Payable	137,499	177,838	315,337
Accrued Wages	106,458	26,939	133,397
Intergovernmental Payable	64,766	67,154	131,920
Matured Interest Payable	841	3,713	4,554
Matured Bonds Payable	2,000	10,200	12,200
Matured Compensated Absences Payable	2,096	-	2,096
Customer Deposits Payable	-	45,861	45,861
Long-Term Liabilities:			
Due Within One Year	292,411	221,190	513,601
Due In More Than One Year:			
Net Pension Liability	3,744,532	746,550	4,491,082
Net OPEB Liability	1,465,788	502,350	1,968,138
Other Amounts Due in More Than One Year	570,284	1,091,956	1,662,240
<i>Total Liabilities</i>	<u>6,386,675</u>	<u>2,893,751</u>	<u>9,280,426</u>
Deferred Inflows of Resources			
Property Taxes Levied for the Next Year	578,845	-	578,845
Pension	725,869	246,300	972,169
OPEB	353,685	119,563	473,248
<i>Total Deferred Inflows of Resources</i>	<u>1,658,399</u>	<u>365,863</u>	<u>2,024,262</u>
Net Position			
Net Investment in Capital Assets	6,832,542	10,871,481	17,704,023
Restricted for:			
Capital Outlay	658,980	-	658,980
Debt Service	66,310	-	66,310
Streets and Highways	732,381	-	732,381
Safety Services	517,056	-	517,056
Other Purposes	71,733	-	71,733
Unrestricted	(2,304,961)	1,792,842	(512,119)
<i>Total Net Position</i>	<u>\$ 6,574,041</u>	<u>\$ 12,664,323</u>	<u>\$ 19,238,364</u>

See accompanying notes to the basic financial statements.

City of Rittman
Wayne County, Ohio
Statement of Activities
For the Year Ended December 31, 2020

	Program Revenues				Net (Expense) Revenue and Changes in Net Position		
	Expenses	Charges for Services and Sales	Operating Grants, Contributions and Interest	Capital Grants and Contributions	Governmental Activities	Business-Type Activities	Total
Governmental Activities							
General Government	\$ 750,579	\$ 134,118	\$ 69,172	\$ 666,190	\$ 118,901	\$ -	\$ 118,901
Security of Persons and Property	2,699,290	236,163	816,451	-	(1,646,676)	-	(1,646,676)
Public Health	117,845	44,704	-	-	(73,141)	-	(73,141)
Leisure Time Services	658,393	103,446	-	-	(554,947)	-	(554,947)
Transportation	900,186	-	461,739	1,238,143	799,696	-	799,696
Interest and Fiscal Charges	45,464	-	-	-	(45,464)	-	(45,464)
<i>Total Governmental Activities</i>	<u>5,171,757</u>	<u>518,431</u>	<u>1,347,362</u>	<u>1,904,333</u>	<u>(1,401,631)</u>	<u>-</u>	<u>(1,401,631)</u>
Business-Type Activities							
Water	907,977	1,085,062	-	-	-	177,085	177,085
Sewer	1,103,166	1,163,591	-	-	-	60,425	60,425
Solid Waste	538,268	496,627	9,565	-	-	(32,076)	(32,076)
Storm Sewer	144,474	185,344	57,754	-	-	98,624	98,624
<i>Total Business-Type Activities</i>	<u>2,693,885</u>	<u>2,930,624</u>	<u>67,319</u>	<u>-</u>	<u>-</u>	<u>304,058</u>	<u>304,058</u>
<i>Total</i>	<u>\$ 7,865,642</u>	<u>\$ 3,449,055</u>	<u>\$ 1,414,681</u>	<u>\$ 1,904,333</u>	<u>(1,401,631)</u>	<u>304,058</u>	<u>(1,097,573)</u>
General Revenues							
Property Taxes Levied for:							
General Purposes					372,757	-	372,757
Police, Fire, and Emergency Services					319,662	-	319,662
Income Taxes Levied for:							
General Purposes					1,502,130	-	1,502,130
Capital Outlay					500,711	-	500,711
Grants and Entitlements not Restricted to Specific Programs					403,785	-	403,785
Interest					164,016	-	164,016
Miscellaneous					437,160	46,851	484,011
<i>Total General Revenues</i>					<u>3,700,221</u>	<u>46,851</u>	<u>3,747,072</u>
Transfers					(9,246)	9,246	-
<i>Total General Revenues and Transfers</i>					<u>3,690,975</u>	<u>56,097</u>	<u>3,747,072</u>
<i>Change in Net Position</i>					2,289,344	360,155	2,649,499
<i>Net Position Beginning of Year</i>					<u>4,284,697</u>	<u>12,304,168</u>	<u>16,588,865</u>
<i>Net Position End of Year</i>					<u>\$ 6,574,041</u>	<u>\$ 12,664,323</u>	<u>\$ 19,238,364</u>

See accompanying notes to the basic financial statements.

City of Rittman
Wayne County, Ohio
Balance Sheet
Governmental Funds
December 31, 2020

	General	Emergency Medical Service	CARES Act	Fire Department Levy	Capital Improvements	Other Governmental Funds	Total Governmental Funds
Assets							
Equity in Pooled Cash and Investments	\$ 1,926,959	\$ 267,064	\$ 5,859	\$ 182,272	\$ 542,337	\$ 592,198	\$ 3,516,689
Cash and Investments in Segregated Accounts	-	-	-	-	-	2,841	2,841
Accounts Receivable	-	36,665	-	-	-	-	36,665
Accrued Interest Receivable	85	-	-	-	-	-	85
Intergovernmental Receivable	155,497	4,575	-	6,317	-	492,925	659,314
Property and Other Local Taxes Receivable	377,959	213,730	-	84,253	-	26,528	702,470
Income Taxes Receivable	513,782	-	-	-	171,261	-	685,043
Special Assessments Receivable	3,182	-	-	-	51,325	-	54,507
Interfund Receivable	58,800	-	-	-	-	-	58,800
Prepaid Items	21,678	4,699	-	14,856	-	2,481	43,714
<i>Total Assets</i>	<u>\$ 3,057,942</u>	<u>\$ 526,733</u>	<u>\$ 5,859</u>	<u>\$ 287,698</u>	<u>\$ 764,923</u>	<u>\$ 1,116,973</u>	<u>\$ 5,760,128</u>
Liabilities							
Accounts Payable	\$ 22,059	\$ 7,873	\$ -	\$ 1,219	\$ 96,795	\$ 9,553	\$ 137,499
Accrued Wages	71,006	14,270	-	9,015	-	12,167	106,458
Intergovernmental Payable	35,506	9,414	-	10,935	-	8,911	64,766
Matured Interest Payable	-	-	-	-	-	841	841
Matured Bonds Payable	-	-	-	-	-	2,000	2,000
Interfund Payable	-	-	-	-	-	58,800	58,800
Matured Compensated Absences Payable	2,096	-	-	-	-	-	2,096
<i>Total Liabilities</i>	<u>130,667</u>	<u>31,557</u>	<u>-</u>	<u>21,169</u>	<u>96,795</u>	<u>92,272</u>	<u>372,460</u>
Deferred Inflows of Resources							
Property Taxes Levied for the Next Year	276,712	199,622	-	78,119	-	24,392	578,845
Unavailable Revenue - Other	180,666	27,554	-	6,317	51,325	335,876	601,738
Unavailable - Delinquent Property Tax	24,181	14,108	-	6,134	-	2,136	46,559
Unavailable - Income Tax	308,413	-	-	-	102,804	-	411,217
<i>Total Deferred Inflows of Resources</i>	<u>789,972</u>	<u>241,284</u>	<u>-</u>	<u>90,570</u>	<u>154,129</u>	<u>362,404</u>	<u>1,638,359</u>
Fund Balances							
Nonspendable	24,655	4,699	-	14,856	-	2,481	46,691
Restricted	-	249,193	5,859	161,103	513,999	659,816	1,589,970
Committed	23,181	-	-	-	-	-	23,181
Assigned	37,304	-	-	-	-	-	37,304
Unassigned	2,052,163	-	-	-	-	-	2,052,163
<i>Total Fund Balance</i>	<u>2,137,303</u>	<u>253,892</u>	<u>5,859</u>	<u>175,959</u>	<u>513,999</u>	<u>662,297</u>	<u>3,749,309</u>
<i>Total Liabilities, Deferred Inflows of Resources and Fund Balances</i>	<u>\$ 3,057,942</u>	<u>\$ 526,733</u>	<u>\$ 5,859</u>	<u>\$ 287,698</u>	<u>\$ 764,923</u>	<u>\$ 1,116,973</u>	<u>\$ 5,760,128</u>

See accompanying notes to the basic financial statements.

City of Rittman
Wayne County, Ohio
Reconciliation of Total Governmental Fund Balances to
Net Position of Governmental Activities
December 31, 2020

Total Governmental Fund Balances		\$ 3,749,309
<i>Amounts reported for governmental activities in the statement of net position are different because:</i>		
Capital assets used in governmental activities are not financial resources and therefore are not reported in the funds.		7,354,512
Other long-term assets are not available to pay for current-period expenditures and therefore are deferred in the funds:		
Delinquent Property Taxes	\$ 46,559	
Income Tax	411,217	
Intergovernmental	446,522	
Special Assessments	54,507	
Other	100,709	1,059,514
The net pension liability and net OPEB liability are not due and payable in the current period, therefore, the liability and related deferred inflows/outflows are not reported in governmental funds.		
Deferred Outflows - Pension	1,024,465	
Deferred Outflows - OPEB	538,810	
Net Pension Liability	(3,744,532)	
Net OPEB Liability	(1,465,788)	
Deferred Inflows - Pension	(725,869)	
Deferred Inflows - OPEB	(353,685)	(4,726,599)
Long-term liabilities are not due and payable in the current period and therefore are not reported in the funds:		
General Obligation Bonds	(40,000)	
Loans Payable	(103,000)	
Capital Leases	(439,921)	
Compensated Absences	(279,774)	(862,695)
<i>Net Position of Governmental Activities</i>		<u>\$ 6,574,041</u>

See accompanying notes to the basic financial statements.

City of Rittman
Wayne County, Ohio
Statement of Revenues, Expenditures and Changes in Fund Balance
Governmental Funds
For the Year Ended December 31, 2020

	General	Emergency Medical Service	CARES Act	Fire Department Levy	Capital Improvements	Other Governmental Funds	Total Governmental Funds
Revenues							
Property and Other Local Taxes	\$ 366,807	\$ 209,219	\$ -	\$ 81,735	\$ -	\$ 25,572	\$ 683,333
Income Taxes	1,538,631	-	-	-	512,878	-	2,051,509
Special Assessments	-	-	-	-	43,262	-	43,262
Charges for Services	240,405	206,066	-	-	-	8,875	455,346
Fines, Licenses and Permits	33,712	-	-	-	-	10,467	44,179
Intergovernmental	401,013	27,856	648,503	17,040	1,166,927	635,869	2,897,208
Interest	164,016	-	-	-	-	1,355	165,371
Contributions and Donations	550	-	-	-	29,332	7,827	37,709
Other	351,362	24,722	-	47,410	2,201	11,465	437,160
<i>Total Revenues</i>	<u>3,096,496</u>	<u>467,863</u>	<u>648,503</u>	<u>146,185</u>	<u>1,754,600</u>	<u>701,430</u>	<u>6,815,077</u>
Expenditures							
Current:							
General Government	591,095	3,265	65,642	1,420	-	6,395	667,817
Security of Persons and Property	805,409	346,658	577,002	123,676	-	220,299	2,073,044
Public Health	108,148	-	-	-	-	-	108,148
Leisure Time Services	405,044	-	-	-	176,521	-	581,565
Transportation	169,068	-	-	-	55,180	364,051	588,299
Capital Outlay	-	-	-	-	1,311,642	-	1,311,642
Debt Service:							
Principal Retirement	-	4,959	-	35,646	48,597	123,125	212,327
Interest and Fiscal Charges	-	1,109	-	6,385	33,727	4,243	45,464
<i>Total Expenditures</i>	<u>2,078,764</u>	<u>355,991</u>	<u>642,644</u>	<u>167,127</u>	<u>1,625,667</u>	<u>718,113</u>	<u>5,588,306</u>
<i>Excess of Revenues Over (Under) Expenditures</i>	<u>1,017,732</u>	<u>111,872</u>	<u>5,859</u>	<u>(20,942)</u>	<u>128,933</u>	<u>(16,683)</u>	<u>1,226,771</u>
Other Financing Sources (Uses)							
Inception of Capital Lease	-	-	-	-	131,072	-	131,072
Transfers In	-	50,000	-	125,000	-	172,520	347,520
Transfers Out	(218,027)	-	-	-	(138,739)	-	(356,766)
<i>Total Other Financing Sources (Uses)</i>	<u>(218,027)</u>	<u>50,000</u>	<u>-</u>	<u>125,000</u>	<u>(7,667)</u>	<u>172,520</u>	<u>121,826</u>
<i>Net Change in Fund Balances</i>	799,705	161,872	5,859	104,058	121,266	155,837	1,348,597
<i>Fund Balances Beginning of Year</i>	<u>1,337,598</u>	<u>92,020</u>	<u>-</u>	<u>71,901</u>	<u>392,733</u>	<u>506,460</u>	<u>2,400,712</u>
<i>Fund Balances End of Year</i>	<u>\$ 2,137,303</u>	<u>\$ 253,892</u>	<u>\$ 5,859</u>	<u>\$ 175,959</u>	<u>\$ 513,999</u>	<u>\$ 662,297</u>	<u>\$ 3,749,309</u>

See accompanying notes to the basic financial statements.

City of Rittman
Wayne County, Ohio
*Reconciliation of the Statement of Revenues, Expenditures and Changes
in Fund Balances of Governmental Funds to the Statement of Activities
For the Year Ended December 31, 2020*

Net Change in Fund Balances - Total Governmental Funds		\$ 1,348,597
<i>Amounts reported for governmental activities in the statement of activities are different because:</i>		
Governmental funds report capital outlays as expenditures. However, in the statement of activities, the cost of those assets is allocated over their estimated useful lives as depreciation expense.		
Capital Asset Additions	\$ 2,046,863	
Current Year Depreciation	<u>(705,321)</u>	1,341,542
Revenues in the statement of activities that do not provide current financial resources are not reported as revenues in the funds.		
Property Taxes	8,416	
Income Tax	(48,668)	
Intergovernmental	11,134	
Special Assessments	(1,928)	
Other	<u>20,126</u>	(10,920)
Repayment of principal is an expenditure in the governmental funds, but the repayment reduces long-term liabilities in the statement of net position.		
General Obligation Bonds	121,000	
Loans Payable	2,125	
Capital Lease	<u>89,202</u>	212,327
Inception of capital lease in the governmental funds that increase long-term liabilities in the statement of net position are not reported as revenues.		
		(131,072)
Contractually required pension/OPEB contributions are reported as expenditures in governmental funds; however, the statement of net position reports these amounts as deferred outflows.		
Pension	318,738	
OPEB	<u>4,052</u>	322,790
Except for amount reported as deferred inflows/outflows, changes in the net pension/OPEB liability are reported as pension/OPEB expense in the statement of activities.		
Pension	(566,846)	
OPEB	<u>(154,908)</u>	(721,754)
Some expenses reported in the statement of activities, do not require the use of current financial resources and, therefore, are not reported as expenditures in governmental funds.		
Compensated Absences		<u>(72,166)</u>
<i>Change in Net Position of Governmental Activities</i>		<u><u>\$ 2,289,344</u></u>

See accompanying notes to the basic financial statements.

City of Rittman
Wayne County, Ohio
Statement of Revenues, Expenditures and Changes in
Fund Balance - Budget and Actual (Budget Basis)
General Fund
For the Year Ended December 31, 2020

	<u>Budgeted Amounts</u>		<u>Actual</u>	<u>Variance with Final Budget</u>
	<u>Original</u>	<u>Final</u>		
Revenues				
Property and Other Local Taxes	\$ 275,085	\$ 275,085	\$ 289,327	\$ 14,242
Income Taxes	1,466,935	1,466,935	1,490,098	23,163
Charges for Services	326,299	326,299	240,345	(85,954)
Licenses and Permits	109,870	109,870	111,242	1,372
Intergovernmental	396,307	425,857	665,866	240,009
Interest	47,050	47,050	96,046	48,996
Contributions and Donations	900	9,922	9,572	(350)
Other	11,495	11,495	48,986	37,491
<i>Total Revenues</i>	<u>2,633,941</u>	<u>2,672,513</u>	<u>2,951,482</u>	<u>278,969</u>
Expenditures				
Current:				
General Government	522,075	655,276	605,167	50,109
Security of Persons and Property	1,166,010	1,201,739	827,207	374,532
Public Health	105,573	121,064	108,249	12,815
Leisure Time Services	495,280	525,993	409,058	116,935
Transportation	168,400	189,916	167,041	22,875
<i>Total Expenditures</i>	<u>2,457,338</u>	<u>2,693,988</u>	<u>2,116,722</u>	<u>577,266</u>
<i>Excess of Revenues Over (Under) Expenditures</i>	<u>176,603</u>	<u>(21,475)</u>	<u>834,760</u>	<u>856,235</u>
Other Financing Sources (Uses)				
Advances Out	-	(58,800)	(58,800)	-
Transfers Out	(220,092)	(218,027)	(218,027)	-
<i>Total Other Financing Sources (Uses)</i>	<u>(220,092)</u>	<u>(276,827)</u>	<u>(276,827)</u>	<u>-</u>
<i>Net Change in Fund Balance</i>	(43,489)	(298,302)	557,933	856,235
<i>Fund Balance Beginning of Year (Restated -See Note 5)</i>	1,227,518	1,227,518	1,227,518	-
Prior Year Encumbrances Appropriated	18,391	18,391	18,391	-
<i>Fund Balance End of Year</i>	<u>\$ 1,202,420</u>	<u>\$ 947,607</u>	<u>\$ 1,803,842</u>	<u>\$ 856,235</u>

See accompanying notes to the basic financial statements.

City of Rittman
Wayne County, Ohio
Statement of Revenues, Expenditures and Changes in
Fund Balance - Budget and Actual (Budget Basis)
Emergency Medical Services Fund
For the Year Ended December 31, 2020

	Budgeted Amounts		Actual	Variance with Final Budget
	Original	Final		
Revenues				
Property and Other Local Taxes	\$ 205,545	\$ 205,545	\$ 209,219	\$ 3,674
Charges for Services	180,595	180,595	216,715	36,120
Intergovernmental	44,134	55,768	43,492	(12,276)
Other	2,750	2,750	7,245	4,495
<i>Total Revenues</i>	<u>433,024</u>	<u>444,658</u>	<u>476,671</u>	<u>32,013</u>
Expenditures				
Current:				
General Government	3,690	3,690	3,265	425
Security of Persons and Property	527,518	541,256	372,848	168,408
<i>Total Expenditures</i>	<u>531,208</u>	<u>544,946</u>	<u>376,113</u>	<u>168,833</u>
<i>Excess of Revenues Over (Under) Expenditures</i>	<u>(98,184)</u>	<u>(100,288)</u>	<u>100,558</u>	<u>200,846</u>
Other Financing Sources (Uses)				
Transfers In	50,000	50,000	50,000	-
<i>Total Other Financing Sources (Uses)</i>	<u>50,000</u>	<u>50,000</u>	<u>50,000</u>	<u>-</u>
<i>Net Change in Fund Balance</i>	(48,184)	(50,288)	150,558	200,846
<i>Fund Balance Beginning of Year</i>	90,429	90,429	90,429	-
Prior Year Encumbrances Appropriated	6,772	6,772	6,772	-
<i>Fund Balance End of Year</i>	<u>\$ 49,017</u>	<u>\$ 46,913</u>	<u>\$ 247,759</u>	<u>\$ 200,846</u>

See accompanying notes to the basic financial statements.

City of Rittman
Wayne County, Ohio
Statement of Revenues, Expenditures and Changes in
Fund Balance - Budget and Actual (Budget Basis)
CARES Act Fund
For the Year Ended December 31, 2020

	Budgeted Amounts		Actual	Variance with Final Budget
	Original	Final		
Revenues				
Intergovernmental	\$ -	\$ 644,289	\$ 648,503	\$ 4,214
<i>Total Revenues</i>	<u>-</u>	<u>644,289</u>	<u>648,503</u>	<u>4,214</u>
Expenditures				
Current:				
General Government	-	65,642	65,642	-
Security of Persons and Property	-	577,002	577,002	-
<i>Total Expenditures</i>	<u>-</u>	<u>642,644</u>	<u>642,644</u>	<u>-</u>
<i>Excess of Revenues Over (Under) Expenditures</i>	<u>-</u>	<u>1,645</u>	<u>5,859</u>	<u>4,214</u>
<i>Net Change in Fund Balance</i>	<u>-</u>	<u>1,645</u>	<u>5,859</u>	<u>4,214</u>
<i>Fund Balance Beginning of Year</i>	-	-	-	-
Prior Year Encumbrances Appropriated	-	-	-	-
<i>Fund Balance End of Year</i>	<u>\$ -</u>	<u>\$ 1,645</u>	<u>\$ 5,859</u>	<u>\$ 4,214</u>

See accompanying notes to the basic financial statements.

City of Rittman
Wayne County, Ohio
Statement of Revenues, Expenditures and Changes in
Fund Balance - Budget and Actual (Budget Basis)
Fire Department Levy Fund
For the Year Ended December 31, 2020

	Budgeted Amounts		Actual	Variance with Final Budget
	Original	Final		
Revenues				
Property and Other Local Taxes	\$ 81,215	\$ 81,215	\$ 81,735	\$ 520
Intergovernmental	21,615	40,118	49,594	9,476
<i>Total Revenues</i>	<u>102,830</u>	<u>121,333</u>	<u>131,329</u>	<u>9,996</u>
Expenditures				
Current:				
General Government	1,605	1,605	1,420	185
Security of Persons and Property	228,070	251,456	179,915	71,541
<i>Total Expenditures</i>	<u>229,675</u>	<u>253,061</u>	<u>181,335</u>	<u>71,726</u>
<i>Excess of Revenues Over (Under) Expenditures</i>	<u>(126,845)</u>	<u>(131,728)</u>	<u>(50,006)</u>	<u>81,722</u>
Other Financing Sources (Uses)				
Transfers In	125,000	125,000	125,000	-
<i>Total Other Financing Sources (Uses)</i>	<u>125,000</u>	<u>125,000</u>	<u>125,000</u>	<u>-</u>
<i>Net Change in Fund Balance</i>	(1,845)	(6,728)	74,994	81,722
<i>Fund Balance Beginning of Year</i>	89,364	89,364	89,364	-
Prior Year Encumbrances Appropriated	8,145	8,145	8,145	-
<i>Fund Balance End of Year</i>	<u>\$ 95,664</u>	<u>\$ 90,781</u>	<u>\$ 172,503</u>	<u>\$ 81,722</u>

See accompanying notes to the basic financial statements.

City of Rittman
Wayne County, Ohio
Statement of Fund Net Position
Proprietary Funds
December 31, 2020

	Enterprise Funds				Total
	Water	Sewer	Solid Waste	Nonmajor Enterprise Fund	
Assets					
<i>Current Assets:</i>					
Equity in Pooled Cash and Investments	\$ 617,785	\$ 1,757,761	\$ 398,808	\$ 304,857	\$ 3,079,211
Cash and Investments in Segregated Accounts	13,913	-	-	-	13,913
Accounts Receivable	168,341	171,726	105,466	32,576	478,109
Intergovernmental Receivable	-	-	2,913	15,408	18,321
Prepaid Items	3,894	3,947	478	-	8,319
<i>Total Current Assets</i>	<u>803,933</u>	<u>1,933,434</u>	<u>507,665</u>	<u>352,841</u>	<u>3,597,873</u>
<i>Non-Current Assets:</i>					
<i>Restricted Assets:</i>					
Equity in Pooled Cash and Investments	45,861	-	-	-	45,861
Non-Depreciable Capital Assets	60,586	32,250	-	77,006	169,842
Depreciable Capital Assets, Net	5,558,486	5,972,589	38,986	334,477	11,904,538
<i>Total Non-Current Assets</i>	<u>5,664,933</u>	<u>6,004,839</u>	<u>38,986</u>	<u>411,483</u>	<u>12,120,241</u>
<i>Total Assets</i>	<u>6,468,866</u>	<u>7,938,273</u>	<u>546,651</u>	<u>764,324</u>	<u>15,718,114</u>
Deferred Outflows of Resources					
Pension	52,612	51,814	14,287	-	118,713
OPEB	38,811	38,311	9,988	-	87,110
<i>Total Deferred Outflows of Resources</i>	<u>91,423</u>	<u>90,125</u>	<u>24,275</u>	<u>-</u>	<u>205,823</u>
Liabilities					
<i>Current Liabilities:</i>					
Accounts Payable	22,863	26,845	83,646	44,484	177,838
Accrued Wages	10,165	13,469	3,305	-	26,939
Intergovernmental Payable	5,817	12,294	1,709	47,334	67,154
Matured Interest Payable	3,713	-	-	-	3,713
Matured Bonds Payable	10,200	-	-	-	10,200
Customer Deposits Payable	45,861	-	-	-	45,861
Compensated Absences Payable	23,322	29,884	-	-	53,206
Capital Leases Payable	11,281	11,281	-	-	22,562
OPWC Loans Payable	50,422	-	-	-	50,422
General Obligation Bonds Payable	95,000	-	-	-	95,000
<i>Total Current Liabilities</i>	<u>278,644</u>	<u>93,773</u>	<u>88,660</u>	<u>91,818</u>	<u>552,895</u>
<i>Long-Term Liabilities:</i>					
Compensated Absences Payable - Net of Current Portion	27,091	29,949	-	-	57,040
Capital Leases Payable - Net of Current Portion	31,283	31,283	-	-	62,566
OPWC Loans Payable - Net of Current Portion	680,942	-	-	-	680,942
OWDA Loans Payable - Net of Current Portion	1,408	-	-	-	1,408
General Obligation Bonds Payable - Net of Current Portion	290,000	-	-	-	290,000
Net Pension Liability	348,390	348,390	49,770	-	746,550
Net OPEB Liability	234,430	234,430	33,490	-	502,350
<i>Total Long-Term Liabilities</i>	<u>1,613,544</u>	<u>644,052</u>	<u>83,260</u>	<u>-</u>	<u>2,340,856</u>
<i>Total Liabilities</i>	<u>1,892,188</u>	<u>737,825</u>	<u>171,920</u>	<u>91,818</u>	<u>2,893,751</u>
Deferred Inflows of Resources					
Pension	97,866	134,453	13,981	-	246,300
OPEB	46,371	66,571	6,621	-	119,563
<i>Total Deferred Inflows of Resources</i>	<u>144,237</u>	<u>201,024</u>	<u>20,602</u>	<u>-</u>	<u>365,863</u>
Net Position					
Net Investment in Capital Assets	4,458,737	5,962,275	38,986	411,483	10,871,481
Unrestricted	65,127	1,127,274	339,418	261,023	1,792,842
<i>Total Net Position</i>	<u>\$ 4,523,864</u>	<u>\$ 7,089,549</u>	<u>\$ 378,404</u>	<u>\$ 672,506</u>	<u>\$ 12,664,323</u>

See accompanying notes to the basic financial statements.

City of Rittman
Wayne County, Ohio
Statement of Revenues, Expenses and Changes in Fund Net Position
Proprietary Funds
For the Year Ended December 31, 2020

	Enterprise				Total
	Water	Sewer	Solid Waste	Nonmajor Enterprise Fund	
Operating Revenues					
Charges for Services	\$ 1,085,062	\$ 1,163,591	\$ 496,627	\$ 185,344	\$ 2,930,624
Other	18,909	25,992	1,950	-	46,851
<i>Total Operating Revenues</i>	<u>1,103,971</u>	<u>1,189,583</u>	<u>498,577</u>	<u>185,344</u>	<u>2,977,475</u>
Operating Expenses					
Personal Services	357,985	374,050	57,603	-	789,638
Contractual Services	178,491	182,333	391,651	108,665	861,140
Materials and Supplies	66,855	144,325	83,646	11,925	306,751
Depreciation	231,947	308,485	5,368	23,884	569,684
Other	60,000	90,000	-	-	150,000
<i>Total Operating Expenses</i>	<u>895,278</u>	<u>1,099,193</u>	<u>538,268</u>	<u>144,474</u>	<u>2,677,213</u>
<i>Operating Income (Loss)</i>	<u>208,693</u>	<u>90,390</u>	<u>(39,691)</u>	<u>40,870</u>	<u>300,262</u>
Non-Operating Revenues (Expenses)					
Intergovernmental	-	-	9,565	57,754	67,319
Interest	(12,699)	(3,973)	-	-	(16,672)
<i>Total Non-Operating Revenues (Expenses)</i>	<u>(12,699)</u>	<u>(3,973)</u>	<u>9,565</u>	<u>57,754</u>	<u>50,647</u>
<i>Income (Loss) Before Transfers In</i>	195,994	86,417	(30,126)	98,624	350,909
Transfers In	4,623	4,623	-	-	9,246
<i>Change in Net Position</i>	200,617	91,040	(30,126)	98,624	360,155
<i>Net Position Beginning of Year</i>	4,323,247	6,998,509	408,530	573,882	12,304,168
<i>Net Position End of Year</i>	<u>\$ 4,523,864</u>	<u>\$ 7,089,549</u>	<u>\$ 378,404</u>	<u>\$ 672,506</u>	<u>\$ 12,664,323</u>

See accompanying notes to the basic financial statements.

City of Rittman
Wayne County, Ohio
Statement of Cash Flows
Proprietary Funds
For the Year Ended December 31, 2020

	Enterprise Funds				Total
	Water	Sewer	Solid Waste	Nonmajor Enterprise Fund	
Cash Flows from Operating Activities					
Cash Received from Customers	\$ 1,073,329	\$ 1,151,377	\$ 461,273	\$ 168,550	\$ 2,854,529
Cash Received from Other Operating Receipts	18,909	25,992	1,950	-	46,851
Cash Payments to Suppliers for Goods and Services	(54,319)	(118,375)	-	-	(172,694)
Cash Payments to Employees for Services and Benefits	(349,128)	(354,011)	(42,407)	-	(745,546)
Cash Payments for Contractual Services	(189,626)	(214,464)	(392,980)	(85,327)	(882,397)
Other Cash Payments	(60,000)	(90,000)	-	-	(150,000)
<i>Net Cash Provided by (Used for) Operating Activities</i>	<u>439,165</u>	<u>400,519</u>	<u>27,836</u>	<u>83,223</u>	<u>950,743</u>
Cash Flows from Noncapital Financing Activities					
Intergovernmental Revenue	-	-	9,101	42,346	51,447
<i>Net Cash Provided by (Used for) Noncapital Financing Activities</i>	<u>-</u>	<u>-</u>	<u>9,101</u>	<u>42,346</u>	<u>51,447</u>
Cash Flows from Capital and Related Financing Activities					
Proceeds of OPWC Loans	82,270	-	-	-	82,270
Proceeds of OWDA Loans	1,408	-	-	-	1,408
Acquisition of Capital Assets	(188,870)	(167,647)	-	(44,447)	(400,964)
Transfers In	4,623	4,623	-	-	9,246
Principal Payments on Debt	(126,738)	(118,628)	-	-	(245,366)
Interest Payments on Debt	(12,698)	(3,974)	-	-	(16,672)
<i>Net Cash Provided by (Used for) Capital and Related Financing Activities</i>	<u>(240,005)</u>	<u>(285,626)</u>	<u>-</u>	<u>(44,447)</u>	<u>(570,078)</u>
<i>Net Increase (Decrease) in Cash and Investments</i>	199,160	114,893	36,937	81,122	432,112
<i>Cash and Investments Beginning of Year</i>	<u>478,399</u>	<u>1,642,868</u>	<u>361,871</u>	<u>223,735</u>	<u>2,706,873</u>
<i>Cash and Investments End of Year</i>	<u>\$ 677,559</u>	<u>\$ 1,757,761</u>	<u>\$ 398,808</u>	<u>\$ 304,857</u>	<u>\$ 3,138,985</u>

Reconciliation of Operating Income (Loss) to Net Cash Provided by (Used for) Operating Activities

Operating Income (Loss)	\$ 208,693	\$ 90,390	\$ (39,691)	\$ 40,870	\$ 300,262
Adjustments:					
Depreciation	231,947	308,485	5,368	23,884	569,684
(Increase) Decrease in Assets and Deferred Outflows:					
Accounts Receivable	(11,733)	(12,214)	(35,354)	(16,794)	(76,095)
Prepaid Items	(3,894)	(3,947)	(478)	-	(8,319)
Deferred Outflows - Pension/OPEB	98,729	123,446	25,362	-	247,537
Increase (Decrease) in Liabilities and Deferred Inflows:					
Accounts Payable	1,333	(11,381)	82,317	11,596	83,865
Accrued Wages	(4,703)	(32)	1,648	-	(3,087)
Intergovernmental Payable	(5,390)	1,230	(1,154)	23,667	18,353
Customer Deposits Payable	(60)	-	-	-	(60)
Compensated Absences Payable	(18,564)	16,841	(2,009)	-	(3,732)
Deferred Inflows - Pension/OPEB	136,190	191,971	19,453	-	347,614
Net Pension Liability	(184,158)	(260,237)	(26,308)	-	(470,703)
Net OPEB Liability	(9,225)	(44,033)	(1,318)	-	(54,576)
<i>Net Cash Provided by (Used For) Operating Activities</i>	<u>\$ 439,165</u>	<u>\$ 400,519</u>	<u>\$ 27,836</u>	<u>\$ 83,223</u>	<u>\$ 950,743</u>

Noncash Capital Financing Activities:

During the year, the City purchased \$900 and \$32,559 of capital assets on account in the water and non-major enterprise funds, respectively

See accompanying notes to the basic financial statements.

City of Rittman
Wayne County, Ohio
Notes to the Basic Financial Statements
For the Year Ended December 31, 2020

NOTE 1 – DESCRIPTION OF THE CITY AND REPORTING ENTITY

The City of Rittman, Ohio (the “City”) is a home rule municipal corporation established under the laws of the State of Ohio which operates under its own Charter. The current Charter, which provides for a Mayor-Council-Manager form of government, was adopted in 1960.

Reporting Entity

The reporting entity is comprised of the primary government, component units and other organizations that are included to ensure that the financial statements of the City are fairly presented and complete. The primary government consists of all funds, departments, boards, and commissions that are not legally separate from the City. The City provides municipal services such as police, fire fighting and prevention, street lighting and maintenance, emergency medical service, parks and recreation, and a staff to provide the necessary support to these services. The City also operates certain enterprise operations such as a sewage treatment plant, a water treatment plant, solid waste disposal services and storm water services. The operations of all of these services are included in the reporting entity.

Component units are legally separate organizations for which the City is financially accountable. The City is financially accountable for an organization if the City appoints a voting majority of the organization's governing board and (1) the City is able to significantly influence the programs or services performed or provided by the organization; or (2) the City is legally entitled to or can otherwise access the organization's resources; (3) the City is legally obligated or has otherwise assumed the responsibility to finance the deficits of, or provide financial support to, the organization; or (4) the City is obligated for the debt of the organization. Component units may also include organizations for which the City approves the budget, the issuance of debt or the levying of taxes. The City has no blended or discretely presented component units.

NOTE 2 – SUMMARY OF SIGNIFICANT ACCOUNTING POLICIES

The basic financial statements of the City have been prepared in conformity with generally accepted accounting principles (GAAP) as applied to local governmental units. The Governmental Accounting Standards Board (GASB) is the accepted standard-setting body for establishing governmental accounting and financial reporting principles.

The most significant of the City's accounting policies are described below.

Basis of Presentation

The City's basic financial statements consist of government-wide statements, including a statement of net position and a statement of activities, and fund financial statements, which provide a more detailed level of financial information.

Government-wide Financial Statements

The statement of net position and the statement of activities display information about the City as a whole. These statements include the financial activities of the primary government, except for fiduciary funds. The statements distinguish between those activities of the City that are governmental and those that are considered business-type activities.

City of Rittman
Wayne County, Ohio

Notes to the Basic Financial Statements
For the Year Ended December 31, 2020

The statement of net position presents the financial condition of the governmental and business-type activities of the City at year-end. The statement of activities presents a comparison between direct expenses and program revenues for each program or function of the City's governmental activities and for the business-type activities. Direct expenses are those that are specifically associated with a service, program or department and therefore are clearly identifiable to a particular function. Program revenues include charges paid by the recipient of the goods or services offered by the program, grants and contributions that are restricted to meeting the operational or capital requirements of a particular program and interest earned on grants that is required to be used to support a particular program. Revenues, which are not classified as program revenues, are presented as general revenues of the City, with certain limited exceptions. The comparison of direct expenses with program revenues identifies the extent to which each business segment or governmental function is self-financing or draws from the general revenues of the City.

Fund Financial Statements

During the year, the City segregates transactions related to certain City functions or activities in separate funds in order to aid financial management and to demonstrate legal compliance. Fund financial statements are designed to present financial information of the City at this more detailed level. The focus of governmental and enterprise fund financial statements is on major funds. Each major fund is presented in a separate column. Nonmajor funds are aggregated and presented in a single column. Fiduciary funds are reported by type.

Fund Accounting

The City uses funds to maintain its financial records during the year. A fund is defined as a fiscal and accounting entity with a self-balancing set of accounts. There are two categories of funds: governmental and proprietary.

Governmental Funds

Governmental funds are those through which most governmental functions typically are financed. Governmental fund reporting focuses on the sources, uses and balances of current financial resources. Expendable assets are assigned to the various governmental funds according to the purposes for which they may or must be used. Current liabilities are assigned to the fund from which they will be paid. The difference between governmental fund assets and deferred outflows of resources and liabilities and deferred inflows of resources is reported as fund balance. The following are the City's major governmental funds:

General Fund - The general fund accounts for all financial resources except those required to be accounted for in another fund. The general fund balance is available to the City for any purpose provided it is expended or transferred according to the general laws of Ohio.

Emergency Medical Service Fund - This special revenue fund is to account for property taxes levied and other revenues for the operations of emergency medical services.

CARES Act Fund - This special revenue fund is to account for federal emergency relief grants related to the Coronavirus (COVID-19) pandemic.

City of Rittman
Wayne County, Ohio
Notes to the Basic Financial Statements
For the Year Ended December 31, 2020

Fire Department Levy Fund – This special revenue fund is to account for property taxes levied and other revenues for fire department operations.

Capital Improvements Fund – This capital projects fund is used to account for financial resources that are used for the acquisition, construction or improvement of the City’s capital facilities.

The other governmental funds of the City account for grants and other resources to which the City is bound to observe constraints imposed upon the use of the resources.

Proprietary Funds

Proprietary fund reporting focuses on changes in net position, financial position and cash flows. Proprietary funds are classified as enterprise.

Enterprise Funds - Enterprise funds may be used to account for any activity for which a fee is charged to external users for goods or services. The following are the City’s major enterprise funds:

Water Fund - The water fund accounts for the provision of water treatment and distribution to its residential and commercial users located within the City. These resources are primarily generated through charges for water service.

Sewer Fund - The sewer fund accounts for the provision of sanitary sewer service to its residential and commercial users located within the City. These resources are primarily generated through charges for sanitation services.

Solid Waste Fund - The solid waste fund accounts for operation of the City’s solid waste (refuse, leaves and brush) pickup and disposal services. These resources are primarily generated through charges for services.

The non-major enterprise fund accounts for operations of the City’s storm sewer services. These resources are primarily generated through charges for services.

Fiduciary Funds

Fiduciary fund reporting focuses on net position and changes in net position. The fiduciary fund category is split into four classifications: pension trust funds, investment trust funds, private purpose trust funds, and custodial funds. Trust funds are used to account for assets held by the City under a trust agreement for individuals, private organizations, or other governments and are therefore not available to support the City’s own programs. The City does not have fiduciary funds.

Measurement Focus

Government-wide Financial Statements

The government-wide financial statements are prepared using the economic resources measurement focus. All assets and deferred outflows of resources and all liabilities and deferred inflows of resources associated with the operation of the City are included on the statement of net position.

City of Rittman
Wayne County, Ohio
Notes to the Basic Financial Statements
For the Year Ended December 31, 2020

Fund Financial Statements

All governmental funds are accounted for using a flow of current financial resources measurement focus. With this measurement focus, only current assets and deferred outflows of resources and current liabilities and deferred inflows of resources generally are included on the balance sheet. The statement of revenues, expenditures and changes in fund balances reports on the sources (i.e., revenues and other financing sources) and uses (i.e., expenditures and other financing uses) of current financial resources. This approach differs from the manner in which the governmental activities of the government-wide financial statements are prepared. Governmental fund financial statements therefore include a reconciliation with brief explanations to better identify the relationship between the government-wide statements and the statements for governmental funds.

Like the government-wide statements, all proprietary funds are accounted for on a flow of economic resources measurement focus. All assets and deferred outflows of resources and all liabilities and deferred inflows of resources associated with the operation of these funds are included on the statement of net position. The statement of changes in fund net position presents increases (i.e., revenues) and decreases (i.e., expenses) in total net position. The statement of cash flows provides information about how the City finances and meets the cash flow needs of its proprietary activities.

Basis of Accounting

Basis of accounting determines when transactions are recorded in the financial records and reported on the financial statements. Government-wide financial statements are prepared using the accrual basis of accounting. Governmental funds use the modified accrual basis of accounting. Proprietary funds use the accrual basis of accounting. Differences in the accrual and modified accrual basis of accounting arise in the recognition of revenue, the recording of deferred inflows/outflows of resources and in the presentation of expenses versus expenditures.

Revenues - Exchange and Non-exchange Transactions

Revenue resulting from exchange transactions, in which each party gives and receives essentially equal value, is recorded on the accrual basis when the exchange takes place. On a modified accrual basis, revenue is recorded in the fiscal year in which the resources are measurable and become available. Available means that the resources will be collected within the current fiscal year or are expected to be collected soon enough thereafter to be used to pay liabilities of the current fiscal year. For the City, available means expected to be received within sixty days of year-end.

Non-exchange transactions, in which the City receives value without directly giving equal value in return, include income taxes, property taxes, grants, entitlements and donations. On an accrual basis, revenue from income taxes is recognized in the period in which the income is earned. Revenue from property taxes is recognized in the year for which the taxes are levied (See Note 7). Revenue from grants, entitlements and donations is recognized in the year in which all eligibility requirements have been satisfied. Eligibility requirements include timing requirements, which specify the year when the resources are required to be used or the year when use is first permitted, matching requirements, in which the City must provide local resources to be used for a specified purpose, and expenditure requirements, in which the resources are provided to the City on a reimbursement basis. On a modified accrual basis, revenue from non-exchange transactions must also be available before it can be recognized. Under the modified accrual basis, the following revenue sources are considered to be both measurable and available at year end: income tax, state-levied locally shared taxes (including gasoline tax), fines and forfeitures, interest, grants and fees.

City of Rittman
Wayne County, Ohio
Notes to the Basic Financial Statements
For the Year Ended December 31, 2020

Deferred Inflows of Resources and Deferred Outflows of Resources

In addition to assets, the statements of financial position will sometimes report a separate section for deferred outflows of resources. Deferred outflows of resources represent a consumption of net position that applies to a future period and will not be recognized as an outflow of resources (expense/expenditure) until then. For the City, deferred outflows of resources are reported on the government-wide statement of net position for pension and OPEB. The deferred outflows of resources related to pension and OPEB are explained in Notes 9 and 10.

In addition to liabilities, the statements of financial position report a separate section for deferred inflows of resources. Deferred inflows of resources represent an acquisition of net position that applies to a future period and will not be recognized as an inflow of resources (revenue) until that time. For the City, deferred inflows of resources include property taxes, pension, OPEB and unavailable revenue. Property taxes represent amounts for which there is an enforceable legal claim as of December 31, 2020, but which were levied to finance 2021 operations. These amounts have been recorded as a deferred inflow on both the government-wide statement of net position and governmental fund financial statements. Unavailable revenue is reported only on the governmental funds balance sheet, and represents receivables which will not be collected within the available period. For the City, unavailable revenue may include delinquent property taxes, income taxes, intergovernmental grants, and miscellaneous revenues. These amounts are deferred and recognized as an inflow of resources in the period the amounts become available. The details of these unavailable revenues are identified on the reconciliation of total governmental fund balances to net position of governmental activities. Deferred inflows of resources related to pension and OPEB plans are reported on the government-wide statement of net position. (See Notes 9 and 10).

Expenses/Expenditures

On the accrual basis of accounting, expenses are recognized at the time they are incurred. The measurement focus of governmental fund accounting is on decreases in net financial resources (expenditures) rather than expenses. Expenditures are generally recognized in the accounting period in which the related fund liability is incurred, if measurable. Allocations of cost, such as depreciation and amortization, are not recognized in governmental funds.

Budgetary Data

All funds, except custodial funds, are legally required to be budgeted and appropriated, however, only governmental funds are required to be reported. The major documents prepared are the tax budget, the certificate of estimated resources, and the appropriations resolution, all of which are prepared on the budgetary basis of accounting. The tax budget demonstrates a need for existing or increased tax rates. The certificate of estimated resources establishes a limit on the amount Council may appropriate. The appropriations resolution is Council's authorization to spend resources and sets annual limits on expenditures plus encumbrances at the level of control selected by Council. The legal level of control has been established by Council at the object level (personal services and other) within each department in the general fund and at the object level (personal services and other) for all other funds. Budgetary modifications may only be made by resolution of the City Council at the legal level of control.

City of Rittman
Wayne County, Ohio
Notes to the Basic Financial Statements
For the Year Ended December 31, 2020

The certificate of estimated resources may be amended during the year if projected increases or decreases in revenue are identified by the Director of Finance. The amounts reported as the original budgeted amounts on the budgetary statements reflect the amounts on the certificate of estimated resources when the original appropriations were adopted. The amounts reported as the final budgeted amounts on the budgetary statements reflect the amounts on the final amended certificate of estimated resources issued during 2020.

The appropriation resolution is subject to amendment throughout the year with the restriction that appropriations cannot exceed estimated resources. The amounts reported as the original budgeted amounts reflect the first appropriation resolution for that fund that covered the entire year, including amounts automatically carried forward from prior years. The amounts reported as the final budgeted amounts represent the final appropriation amounts passed by Council during the year.

Cash and Investments

Cash received by the City is deposited in a central bank account. Monies for all funds, except cash held by a trustee or fiscal agent, are maintained in the account or temporarily used to purchase investments. Individual fund integrity is maintained through City records. Each fund's interest in the pool of cash and investments is presented as "equity in pooled cash and investments" in the basic financial statements.

Investments with original maturities of three months or less and investments of the cash management pool are presented on the financial statements as cash equivalents.

The City utilizes financial institutions to service bonded debt as principal and interest payments come due. These account balances are presented as "cash and investments in segregated accounts." The water fund also has accounts within restricted accounts during the year for customer deposits.

During 2020, investments included STAR Ohio, money market, treasury notes, certificates of deposit, Federal Farm Credit Bank, Federal National Mortgage Association and Federal Home Loan Mortgage Notes.

Except for nonparticipating investment contracts, investments are reported at fair value. Nonparticipating investment contracts such as nonnegotiable certificates of deposit are reported at cost.

During 2020, the City invested in STAR Ohio. STAR Ohio (the State Treasury Asset Reserve of Ohio), is an investment pool managed by the State Treasurer's Office which allows governments within the State to pool their funds for investment purposes. STAR Ohio is not registered with the SEC as an investment company, but has adopted Governmental Accounting Standards Board (GASB), Statement No. 79, *Certain External Investment Pools and Pool Participants*. The City measures their investment in STAR Ohio at the net asset value (NAV) per share provided by STAR Ohio. The NAV per share is calculated on an amortized cost basis that provides an NAV per share that approximates fair value.

City of Rittman
Wayne County, Ohio
Notes to the Basic Financial Statements
For the Year Ended December 31, 2020

For 2020, there were no limitations or restrictions on any participant withdrawals due to redemption notice periods, liquidity fees, or redemption gates. However, notice must be given 24 hours in advance of all deposits and withdrawals exceeding \$25 million. STAR Ohio reserves the right to limit the transaction to \$100 million, requiring the excess amount to be transacted the following business day(s), but only to the \$100 million limit. All accounts of the participant will be combined for these purposes.

Investment procedures are restricted by the provisions of the Ohio Revised Code. Interest revenue credited to the general fund during 2020 amounted to \$164,016, which includes \$119,354 assigned from other City funds.

Capital Assets

General capital assets are those assets not specifically related to activities reported in the proprietary funds. These assets generally result from expenditures in the governmental funds. These assets are reported in the governmental activities column of the government-wide statement of net position but are not reported in the fund financial statements. Capital assets utilized by the proprietary funds are reported both in the business-type activities column of the government-wide statement of net position and in the respective funds.

All capital assets are capitalized at cost (or estimated historical cost) and updated for additions and retirements during the year. Donated capital assets are recorded at their acquisition value as of the date received. The City maintains a capitalization threshold of five thousand dollars. The City's infrastructure consists of bridges, culverts, curbs, sidewalks, storm sewers, streets, irrigation systems and water and sewer lines. Improvements are capitalized; the costs of normal maintenance and repairs that do not add to the value of the asset or materially extend an asset's life are not.

All reported capital assets are required to be depreciated except for land and construction in progress. Improvements are depreciated over the remaining useful lives of the related capital assets. Useful lives for infrastructure were estimated based on the City's historical records of necessary improvements and replacement. Depreciation is computed using the straight-line method over the following useful lives:

<u>Description</u>	<u>Governmental and Business-Type Activities Estimated Useful Lives</u>
Buildings	20 - 40 Years
Land Improvements	5 - 50 Years
Equipment	5 - 30 Years
Infrastructure	30 - 75 Years

City of Rittman
Wayne County, Ohio
Notes to the Basic Financial Statements
For the Year Ended December 31, 2020

Interfund Balances

On fund financial statements, interfund loans are classified as “interfund receivable/payable” on the balance sheet and if they are long-term loans an equal offset should be included in nonspendable fund balance unless the proceeds from their collection are restricted, committed, or assigned. This provision indicates that the loans do not constitute available expendable resources. These amounts are eliminated in the governmental and business-type activities columns of the statement of net position, except for any net residual amounts due between governmental and business-type activities, which are presented as internal balances.

Compensated Absences

The City reports compensated absences in accordance with the provisions of GASB No. 16, *Accounting for Compensated Absences*. Vacation benefits are accrued as a liability as the benefits are earned if the employees' rights to receive compensation are attributable to services already rendered and it is probable that the employer will compensate the employees for the benefits through paid time off or some other means.

Sick leave benefits are accrued as a liability using the termination method. An accrual for sick leave is made to the extent that it is probable that benefits will result in termination payments. The liability is an estimate based on the City's past experience of making termination payments.

The entire compensated absence liability is reported on the government-wide financial statements.

On governmental fund financial statements, compensated absences are recognized as liabilities and expenditures to the extent payments come due each period upon the occurrence of employee resignations and retirements. These amounts are recorded in the account matured compensated absences payable in the fund from which the employees who have accumulated leave are paid. The noncurrent portion of the liability is not reported. For proprietary funds, the entire amount of compensated absences is reported as a fund liability.

Pensions/Other Postemployment Benefits (OPEB)

For purposes of measuring the net pension/OPEB liability, deferred outflows of resources and deferred inflows of resources related to pensions/OPEB, and pension/OPEB expense, information about the fiduciary net position of the pension/OPEB plans and additions to/deductions from their fiduciary net position have been determined on the same basis as they are reported by the pension/OPEB plan. For this purpose, benefit payments (including refunds of employee contributions) are recognized when due and payable in accordance with the benefit terms. The pension/OPEB plans report investments at fair value.

Accrued Liabilities and Long-Term Obligations

All payables, accrued liabilities and long-term obligations are reported in the government-wide financial statements; and all payables, accrued liabilities, and long-term obligations payable from proprietary funds are reported on the proprietary fund financial statements. In general, governmental fund payables and accrued liabilities that, once incurred, are paid in a timely manner and in full from current financial resources, are reported as obligations of the funds. However, claims and judgments, compensated absences that will be paid from governmental funds are reported as a liability in the fund financial statements only

City of Rittman
Wayne County, Ohio
Notes to the Basic Financial Statements
For the Year Ended December 31, 2020

to the extent that they are due for payment during the current fiscal year. Net pension/OPEB liability should be recognized in the governmental funds to the extent that benefit payments are due and payable and the pension/OPEB plan's fiduciary net position is not sufficient for payment of those benefits.

Fund Balance

In accordance with Governmental Accounting Standards Board Statement No. 54, *Fund Balance Reporting and Governmental Fund Type Definitions*, the City classifies its fund balance based on the purpose for which the resources were received and the level of constraint placed on the resources. The classifications are as follows:

Nonspendable – The nonspendable fund balance category includes amounts that cannot be spent because they are not in spendable form, or legally or contractually required to be maintained intact. The “not in spendable form” criterion includes items that are not expected to be converted to cash. It also includes the long-term amount of loans receivable, as well as property acquired for resale, unless the use of the proceeds from the collection of those receivables or from the sale of those properties is restricted, committed or assigned.

Restricted – Fund balance is reported as restricted when constraints placed on the use of resources are either externally imposed by creditors (such as through debt covenants), grantors, contributors or laws or regulations of other governments or is imposed by law through constitutional provisions.

Committed – The committed fund balance classification includes amounts that can be used only for the specific purposes imposed by a formal action (ordinance) of City Council. Those committed amounts cannot be used for any other purpose unless the City Council removes or changes the specified use by taking the same type of action (ordinance) it employed to previously commit those amounts. Committed fund balance also incorporates contractual obligations to the extent that existing resources in the fund have been specifically committed for use in satisfying those contractual requirements.

Assigned – Amounts in the assigned fund balance classification are intended to be used by the City for specific purposes but do not meet the criteria to be classified as restricted or committed. In governmental funds other than the general fund, assigned fund balance represents the remaining amount that is not restricted or committed. In the general fund, assigned amounts represent intended uses established by City Council. The City Council has, by resolution, authorized the Finance Director to assign fund balance. The City Council may also assign fund balance as it does when appropriating fund balance to cover a gap between estimated revenue and appropriations in the subsequent year's appropriated budget.

Unassigned – Unassigned fund balance is the residual classification for the general fund and includes all spendable amounts not contained in the other classifications. In other governmental funds, the unassigned classification is used only to report a deficit balance resulting from overspending for specific purposes for which amounts had been restricted, committed or assigned.

The City applies restricted resources first when expenditures are incurred for purposes for which either restricted or unrestricted (committed, assigned and unassigned) amounts are available. Similarly, within unrestricted fund balance, committed amounts are reduced first followed by assigned and then unassigned amounts when expenditures are incurred for purposes for which amounts in any of the unrestricted fund balance classifications could be used.

City of Rittman
Wayne County, Ohio
Notes to the Basic Financial Statements
For the Year Ended December 31, 2020

Net Position

Net position represents the difference between assets and deferred outflows of resources and liabilities and deferred inflows of resources. Net investment in capital assets, consists of capital assets, net of accumulated depreciation, reduced by the outstanding balances of any borrowings used for the acquisition, construction or improvement of those assets. Deferred outflows of resources and deferred inflows of resources that are attributable to the acquisition, construction or improvement of those assets or related debt also should be included in this component of net position. Net position is reported as restricted when there are limitations imposed on their use either through constitutional provisions or enabling legislation or through external restrictions imposed by creditors, grantors or laws or regulations of other governments. At December 31, 2020, there was no net position restricted by enabling legislation.

The City applies restricted resources first when an expense is incurred for purposes for which both restricted and unrestricted net position is available.

Operating Revenues and Expenses

Operating revenues are those revenues that are generated directly from the primary activity of the proprietary funds. For the City, these revenues are charges for services for water, sewer services, solid waste collection, and storm water services. Operating expenses are necessary costs incurred to provide the good or service that is the primary activity of the fund. All revenue and expenses not meeting these definitions are classified as nonoperating.

Capital Contributions

Contributions of capital in the government-wide and proprietary fund financial statements arise from donations by developers, grants restricted for capital construction, and special assessments. These assets are recorded at their acquisition value on the date contributed and are not subject to repayment.

Interfund Activity

Transfers between governmental and business-type activities on the government-wide statements are reported in the same manner as general revenues.

Exchange transactions between funds are reported as revenues in the seller funds and as expenditures/expenses in the purchaser funds. Flows of cash or goods from one fund to another without a requirement for repayment are reported as interfund transfers. Interfund transfers are reported as other financing sources/uses in governmental funds and after nonoperating revenues/expenses in business-type activities. Interfund transfers are eliminated when reported in the entity wide financial statements for both the governmental and business-type activities. Transactions that constitute reimbursements to a fund for expenditures or expenses initially made from it that are properly applicable to another fund are recorded as expenditures/expenses in the reimbursing fund, and as a reduction of expenditures/expenses in the fund that is reimbursed.

City of Rittman
Wayne County, Ohio
Notes to the Basic Financial Statements
For the Year Ended December 31, 2020

Extraordinary and Special Items

Extraordinary items are transactions or events that are both unusual in nature and infrequent in occurrence. Special items are transactions or events that are within the control of the City Administration and that are either unusual in nature or infrequent in occurrence. Neither type of transaction occurred during 2020.

Estimates

The preparation of the financial statements in conformity with generally accepted accounting principles requires management to make estimates and assumptions that affect the amounts reported in the financial statements and accompanying notes. Actual results may differ from those estimates.

NOTE 3 – FUND BALANCE

Fund balance can be classified as nonspendable, restricted, committed, assigned and/or unassigned based primarily on the extent to which the City is bound to observe constraints imposed upon the use of the resources in governmental funds. The constraints placed on fund balance for the major governmental funds and all other governmental funds are presented as follows:

	General	Emergency Medical Service	CARES Act	Fire Department Levy	Capital Improvements	Nonmajor Governmental	Total
Nonspendable for:							
Prepays	\$ 21,678	\$ 4,699	\$ -	\$ 14,856	\$ -	\$ 2,481	\$ 43,714
Unclaimed Monies	2,977	-	-	-	-	-	2,977
Total Nonspendable	24,655	4,699	-	14,856	-	2,481	46,691
Restricted for:							
Emergency Medical Services	-	249,193	-	-	-	-	249,193
CARES Act	-	-	5,859	-	-	-	5,859
Fire Department	-	-	-	161,103	-	-	161,103
Capital Improvements	-	-	-	-	513,999	-	513,999
Law Enforcement	-	-	-	-	-	62,027	62,027
Cemetery Capital Improvements	-	-	-	-	-	51,803	51,803
Streets and Highways	-	-	-	-	-	417,585	417,585
Education and Recreation	-	-	-	-	-	62,091	62,091
Debt Service	-	-	-	-	-	66,310	66,310
Total Restricted	-	249,193	5,859	161,103	513,999	659,816	1,589,970
Committed to:							
Recreation Activities	23,181	-	-	-	-	-	23,181
Total Committed	23,181	-	-	-	-	-	23,181
Assigned for:							
Encumbrances:							
General Government	8,962	-	-	-	-	-	8,962
Security of Persons and Property	17,787	-	-	-	-	-	17,787
Leisure Time Services	1,341	-	-	-	-	-	1,341
Transportation	133	-	-	-	-	-	133
Subsequent Year Appropriations	9,081	-	-	-	-	-	9,081
Total Assigned	37,304	-	-	-	-	-	37,304
Unassigned	2,052,163	-	-	-	-	-	2,052,163
Total Fund Balance	\$ 2,137,303	\$ 253,892	\$ 5,859	\$ 175,959	\$ 513,999	\$ 662,297	\$ 3,749,309

City of Rittman
Wayne County, Ohio
Notes to the Basic Financial Statements
For the Year Ended December 31, 2020

NOTE 4 – DEPOSITS AND INVESTMENTS

State statutes classify monies held by the City into three categories.

Active deposits are public deposits necessary to meet current demands on the City treasury. Active monies must be maintained either as cash in the City treasury, in commercial accounts payable or withdrawable on demand, including negotiable order of withdrawal (NOW) accounts, or in money market deposit accounts. Inactive deposits are public deposits that Council has identified as not required for use within the current 5-year period of designation of depositories. Inactive deposits must either be evidenced by certificates of deposit maturing not later than the end of the current period of designation of depositories, or by savings or deposit accounts including, but not limited to, passbook accounts.

Interim deposits are deposits of interim monies. Interim monies are those monies, which are not needed for immediate use but which will be needed before the end of the current period of designation of depositories. Interim deposits must be evidenced by time certificates of deposit maturing not more than one year from the date of deposit or by savings or deposit accounts including passbook accounts.

Protection of the City's deposits is provided by the Federal Deposit Insurance Corporation (FDIC), by eligible securities pledged by the financial institution as security for repayment, or by the financial institutions participation in the Ohio Pooled Collateral System (OPCS), a collateral pool of eligible securities deposited with a qualified trustee and pledged to the Treasurer of State to secure the repayment of all public monies deposited in the financial institution.

Interim monies may be invested in the following securities:

1. United States Treasury Notes, Bills, Bonds, or any other obligation or security issued by the United States Treasury or any other obligation guaranteed as to principal and interest by the United States;
2. Bonds, notes, debentures, or any other obligations or securities issued by any federal government agency or instrumentality, including, but not limited to, the Federal National Mortgage Association, Federal Home Loan Bank, Federal Farm Credit Bank, Federal Home Loan Mortgage Corporation, Government National Mortgage Association, and Student Loan Marketing Association. All federal agency securities shall be direct issuances of federal government agencies or instrumentalities;
3. Written repurchase agreements in the securities listed above provided that the market value of the securities subject to the repurchase agreements must exceed the principal value of the agreement by at least two percent and be marked to market daily, and that the term of the agreement must not exceed thirty days;
4. Bonds and other obligations of the State of Ohio and political subdivisions;
5. No-load money market mutual funds consisting exclusively of obligations described in division (1) or (2) of this section and repurchase agreements secured by such obligations, provided that investments in securities described in this division are made only through eligible institutions; and
6. The State Treasurer's investment pool (STAR Ohio);

City of Rittman
Wayne County, Ohio
Notes to the Basic Financial Statements
For the Year Ended December 31, 2020

7. Commercial paper notes, limited to 40 percent (5 percent for a single issuer) in total of the interim monies available for investment at any one time and for a period not to exceed 270 days, and, certain bankers' acceptances for a period not to exceed 180 from the purchase date in any amount not to exceed 40% of the interim monies available for investment at any one time; and
8. Under limited circumstances, corporate note interests rated in either of the two highest classifications by at least two nationally recognized rating agencies.

Investments in stripped principal or interest obligations, reverse repurchase agreements and derivatives are prohibited. The issuance of taxable notes for the purpose of arbitrage, the use of leverage and short selling are also prohibited. An investment must mature within five years from the date of purchase unless matched to a specific obligation or debt of the City, and must be purchased with the expectation that it will be held to maturity. Investments may only be made through specified dealers and institutions. Payment for investments may be made only upon delivery of the securities representing the investments to the treasurer or qualified trustee or, if the securities are not represented by a certificate, upon receipt of confirmation of transfer from the custodian.

Deposits At fiscal year-end, the City's the bank balance was \$2,110,049. Of the bank balance, \$1,660,049 was exposed to custodial credit risk and was collateralized in accordance with the Ohio Revised Code.

Custodial credit risk for deposits is the risk that in the event of a bank failure, the City will not be able to recover deposits or collateral securities that are in possession of an outside party.

The City has no deposit policy for custodial risk beyond the requirements of State statute. Ohio law requires that deposits either be insured or protected by:

- Eligible securities pledged to the City and deposited with a qualified trustee by the financial institution as security for repayment whose market value at all times shall be at least 105 percent of the deposits being secured; or
- Participation in the Ohio Pooled Collateral System (OPCS), a collateral pool of eligible securities deposited with a qualified trustee and pledged to the Treasurer of State to secure the repayment of all public monies deposited in the financial institution. OPCS required the total market value of the securities pledged to be 102 percent of the deposits being secured or a rate set by the Treasurer of State.

This space intentionally left blank.

City of Rittman
Wayne County, Ohio
Notes to the Basic Financial Statements
For the Year Ended December 31, 2020

Investments - As of December 31, 2020, the City had the following investments:

Ratings	Investment	Measurement Amount	Investment Maturities in Months			% Total
			0 - 12	13 - 36	Over 36	
	Net Asset Value (NAV):					
AAAm	STAR Ohio	\$ 1,729,089	\$ 1,729,089	\$ -	\$ -	37.8%
AAAm	First American Government Obligation	11,049	11,049	-	-	0.2%
	Fair Value:					
AA+	Federal Farm Credit Banks	139,867	-	-	139,867	3.1%
AA+	Federal Home Loan Mortgage Corporation	100,107	-	100,107	-	2.2%
AA+	Federal National Mortgage Association	100,239	-	100,239	-	2.2%
N/A	Negotiable Certificates of Deposit	2,339,808	418,737	1,127,801	793,270	51.2%
AA+	U.S. Treasury Notes	150,774	150,774	-	-	3.3%
		<u>\$ 4,570,933</u>	<u>\$ 2,309,649</u>	<u>\$ 1,328,147</u>	<u>\$ 933,137</u>	<u>100.0%</u>

The City categorizes its fair value measurements within the fair value hierarchy established by generally accepted accounting principles. The hierarchy is based on the valuation inputs used to measure the fair value of the asset. Level 1 inputs are quoted prices in active markets for identical assets. Level 2 inputs are significant other observable inputs. Level 3 inputs are significant unobservable inputs. The above table identifies the City's recurring fair value measurements as of December 31, 2020. The City's investments measured at fair value are Level 2 since valued using methodologies that incorporate market inputs such as benchmark yields, reported trades, broker/dealer quotes, issuer spreads, two-sided markets, benchmark securities, bids, offers, and reference data including market research publications. Market indicators and industry and economic events are also monitored which could require the need to acquire further market data.

Interest Rate Risk - The Ohio Revised Code generally limits security purchases to those that mature within five years of the settlement date. The City's policy indicates that the investments must mature within five years, unless matched to a specific obligation or debt of the City.

STAR Ohio is an investment pool operated by the Ohio State Treasurer. It is unclassified since it is not evidenced by securities that exist in physical or book entry form. Ohio law requires STAR Ohio maintain the highest rating provided by at least one nationally recognized standard rating service. The weighted average of maturity of the portfolio held by STAR Ohio as of December 31, 2020, is 56 days.

Credit Risk - The credit risk of the City's investments is in the table above. Ohio law requires that STAR Ohio maintain the highest rating provided by at least one nationally recognized standard rating service.

Custodial Credit Risk - For an investment, custodial risk is that risk that, in the event of the failure of the counterparty, the City will no longer be able to recover the value of its investments or collateral securities that are in the possession of an outside party. The City's investment in repurchase agreements is collateralized by underlying securities pledged by the investment's counterparty, not in the name of the City. Ohio law requires the market value of the securities subject to repurchase agreements must exceed the principal value of the securities subject to a repurchase agreement by 2 percent. The City has no investment policy dealing with investment custodial risk beyond the requirement in State statute that prohibits payment for investments prior to the delivery of the securities representing such investments to the Treasurer or qualified trustee.

Concentration of Credit Risk - The City places no limit on the amount the City may invest in any one issuer. The investment percentages are listed above.

City of Rittman
Wayne County, Ohio
Notes to the Basic Financial Statements
For the Year Ended December 31, 2020

Note 5 – BUDGETARY BASIS OF ACCOUNTING

While the City is reporting financial position, results of operations and changes in fund balance on the basis of generally accepted accounting principles (GAAP), the budgetary basis as provided by law is based upon accounting for certain transactions on a basis of cash receipts, disbursements and encumbrances. The Statement of Revenues, Expenditures and Changes in Fund Balances - Budget (Non-GAAP Basis) and Actual presented for the general fund, emergency medical service fund, CARES Act fund and fire department levy fund are presented on the budgetary basis to provide a meaningful comparison of actual results with the budget. The major differences between the budget basis and GAAP basis are as follows:

1. Revenues and other sources are recorded when received in cash (budget) as opposed to when susceptible to accrual (GAAP).
2. Expenditures/expenses and other uses are recorded when paid in cash (budget) as opposed to when the liability is incurred (GAAP).
3. Encumbrances are treated as expenditures (budget) rather than as a restriction, commitment or assignment of fund balance (GAAP).
4. The recreation trust fund is included in the general fund (GAAP), but has a separate legally adopted budget (budget).

The following table summarizes the adjustments necessary to reconcile the GAAP basis statements to the budgetary basis statements for the general fund and major special revenue funds.

	<u>General</u>	<u>Emergency Medical Service</u>	<u>CARES Act</u>	<u>Fire Department Levy</u>
GAAP Basis	\$ 799,705	\$ 161,872	\$ 5,859	\$ 104,058
Net Adjustment for Revenue Accruals	(145,014)	8,808	-	(14,856)
Net Adjustment for Expenditure Accruals	(68,435)	(815)	-	(4,438)
Adjustment for Encumbrances	(28,323)	(19,307)	-	(9,770)
Budget Basis	<u>\$ 557,933</u>	<u>\$ 150,558</u>	<u>\$ 5,859</u>	<u>\$ 74,994</u>

With the inception of GASB Statement No. 84 in 2019, one additional fund has been added to the general fund budgetary statement. The restatement of beginning fund balance is as follows:

	<u>General Fund</u>
Fund Balance, December 31, 2019	\$ 1,208,168
Additional Funds	19,350
Restated Net Fund Balance December 31, 2019	<u>\$ 1,227,518</u>

City of Rittman
Wayne County, Ohio
Notes to the Basic Financial Statements
For the Year Ended December 31, 2020

Note 6 – INTERFUND ACTIVITY

Transfers

Transfers are used to (1) move revenues from the fund that statute or budget requires to collect them to the fund that statute or budget requires to expend them, (2) move receipts restricted to debt service from the fund collecting the receipts to the debt service fund as debt service payments become due, and (3) use unrestricted revenues collected in the general fund to finance various programs accounted for in other funds in accordance with budgetary authorizations.

Fund	Transfer In	Transfer Out
General Fund	\$ -	\$ 218,027
Fire Levy	125,000	-
Emergency Medical Services	50,000	-
Safer Grant	43,027	-
Capital Improvements	-	138,739
Nonmajor Governmental Funds	129,493	-
Water Fund	4,623	-
Sewer Fund	4,623	-
Total	<u>\$ 356,766</u>	<u>\$ 356,766</u>

Interfund

In the year ended December 31, 2020, the City made an interfund advance of \$58,800 from the general fund to the SAFER grant fund. The primary purpose of interfund advances is to cover costs in specific funds where revenues were not received by December 31, 2020. The outstanding advance is expected to be repaid once the anticipated revenues are received.

NOTE 7 – RECEIVABLES AND REVENUE

Receivables at December 31, 2020, consisted of taxes, special assessments, interfund, accrued interest, accounts (billings for user charged services) and intergovernmental receivables.

No allowances for doubtful accounts have been recorded because uncollectible amounts are expected to be insignificant.

Property Taxes

Property taxes include amounts levied against all real and public utility property located in the City. Property tax revenue received during 2020 for real and public utility property taxes represents collections of the 2019 taxes.

2020 real property taxes were levied after October 1, 2020 on the assessed value as of January 1, 2020, the lien date. Assessed values are established by State law at 35 percent of appraised market value. 2020 real property taxes are collected in and intended to finance 2021. Real property taxes are payable annually or

City of Rittman
Wayne County, Ohio
Notes to the Basic Financial Statements
For the Year Ended December 31, 2020

semi-annually. If paid annually, payment is due December 31; if paid semi-annually, the first payment is due December 31, with the remainder payable by June 20. Under certain circumstances, State statute permits later payment dates to be established.

Public utility tangible personal property currently is assessed at varying percentages of true value; public utility real property is assessed at 35 percent of true value. 2020 public utility property taxes which became a lien December 31, 2019, are levied after October 1, 2020, and are collected in 2021 with real property taxes.

The full tax rate for all City operations for the year ended December 31, 2020, was \$7.00 per \$1,000 of assessed valuation. The assessed values of real property and public utility tangible property upon which 2020 property tax receipts were based are as follows:

Category	Assessed Value
Real Property	\$ 94,548,890
Public Utilities - Personal	4,647,490
Total Assessed Value	\$ 99,196,380

The County Treasurer collects property taxes on behalf of all taxing districts within the County, including the City. The County Auditor periodically remits to the City its portion of the taxes collected. Property taxes receivable represents real and public utility property taxes and outstanding delinquencies which were measurable as of December 31, 2020, and for which there was an enforceable legal claim. In governmental funds, the portion of the receivable not levied to finance 2020 operations is offset to deferred inflows of resources – property taxes levied for the next year. On the accrual basis, collectible delinquent property taxes have been recorded as a receivable and revenue while on the modified accrual basis the revenue has been reported as deferred inflows of resources – unavailable revenue.

Income Taxes

The City levies a municipal income tax on all salaries, wages, commissions and other compensation, and net profits earned within the City as well as incomes of residents earned outside of the City at a rate of 1.5 percent. The City allows a credit of 1.0 percent of the tax paid to another municipality. Employers within the City are required to withhold income tax on work done or services performed in the City by both residents and non-residents of the City and remit at least quarterly. Corporations and other individual taxpayers are also required to pay their estimated taxes monthly and to file a return annually.

Income tax revenues are allocated based on City ordinance. Income tax collections are distributed between the general fund (75 percent) and the capital improvement fund (25 percent).

City of Rittman
Wayne County, Ohio
Notes to the Basic Financial Statements
For the Year Ended December 31, 2020

NOTE 8 – CAPITAL ASSETS

Capital asset activity for the year ended December 31, 2020, was as follows:

	Balance 12/31/2019	Additions	Reductions	Balance 12/31/2020
Governmental Activities				
<i>Capital Assets, not being depreciated:</i>				
Land	\$ 281,386	\$ 1,630,135	\$ -	\$ 1,911,521
Construction in Progress	184,960	73,110	-	258,070
Total Capital Assets, not being depreciated	<u>466,346</u>	<u>1,703,245</u>	<u>-</u>	<u>2,169,591</u>
<i>Capital Assets, being depreciated:</i>				
Land Improvements	154,294	33,699	-	187,993
Buildings	5,968,060	6,300	-	5,974,360
Infrastructure	3,058,807	67,680	-	3,126,487
Equipment	4,459,060	235,939	(17,415)	4,677,584
Total Capital Assets, being depreciated	<u>13,640,221</u>	<u>343,618</u>	<u>(17,415)</u>	<u>13,966,424</u>
Less Accumulated Depreciation:				
Land Improvements	(130,833)	(5,446)	-	(136,279)
Buildings	(3,214,198)	(214,617)	-	(3,428,815)
Infrastructure	(1,581,674)	(174,388)	-	(1,756,062)
Equipment	(3,166,892)	(310,870)	17,415	(3,460,347)
Total Accumulated Depreciation	<u>(8,093,597)</u>	<u>(705,321)</u>	<u>17,415</u>	<u>(8,781,503)</u>
Total Capital Assets being depreciated, net	<u>5,546,624</u>	<u>(361,703)</u>	<u>-</u>	<u>5,184,921</u>
Governmental Activities Capital Assets, Net	<u>\$ 6,012,970</u>	<u>\$ 1,341,542</u>	<u>\$ -</u>	<u>\$ 7,354,512</u>

City of Rittman
Wayne County, Ohio
Notes to the Basic Financial Statements
For the Year Ended December 31, 2020

	Balance 12/31/2019	Additions	Reductions	Balance 12/31/2020
Business-Type Activities				
<i>Capital Assets, not being depreciated:</i>				
Land	\$ 63,936	\$ -	\$ -	\$ 63,936
Construction in Progress	205,380	263,626	(363,100)	105,906
Total Capital Assets, not being depreciated	<u>269,316</u>	<u>263,626</u>	<u>(363,100)</u>	<u>169,842</u>
<i>Capital Assets, being depreciated:</i>				
Land Improvements	73,260	-	-	73,260
Buildings	9,069,359	369,400	-	9,438,760
Infrastructure	12,564,897	-	-	12,564,898
Equipment	2,276,492	164,497	(55,269)	2,385,720
Total Capital Assets, being depreciated	<u>23,984,008</u>	<u>533,897</u>	<u>(55,269)</u>	<u>24,462,638</u>
Less Accumulated Depreciation:				
Land Improvements	(41,143)	(5,723)	-	(46,866)
Buildings	(5,401,456)	(218,503)	-	(5,619,958)
Infrastructure	(5,047,103)	(229,060)	-	(5,276,163)
Equipment	(1,553,984)	(116,398)	55,269	(1,615,113)
Total Accumulated Depreciation	<u>(12,043,686)</u>	<u>(569,684)</u>	<u>55,269</u>	<u>(12,558,100)</u>
Total Capital Assets being depreciated, net	<u>11,940,322</u>	<u>(35,787)</u>	<u>-</u>	<u>11,904,538</u>
Business-Type Activities Capital Assets, Net	<u>\$ 12,209,638</u>	<u>\$ 227,839</u>	<u>\$ (363,100)</u>	<u>\$ 12,074,380</u>

Depreciation expense was charged to programs as follows:

	<u>Depreciation</u>
<i>Governmental Activities:</i>	
General Government	\$ 28,609
Transportation	275,799
Security of Persons and Property	279,342
Leisure Time	117,905
Public Health	3,666
	<u>\$ 705,321</u>
	<u>Depreciation</u>
<i>Business-Type Activities:</i>	
Water Fund	\$ 231,947
Sewer Fund	308,485
Solid Waste Fund	5,368
Storm Sewer Fund	23,884
	<u>\$ 569,684</u>

City of Rittman
Wayne County, Ohio
Notes to the Basic Financial Statements
For the Year Ended December 31, 2020

NOTE 9 – DEFINED BENEFIT PENSION PLANS

The Statewide retirement systems provide both pension benefits and other postemployment benefits (OPEB).

Net Pension Liability/Net OPEB Liability

Pensions and OPEB are components of exchange transactions - between an employer and its employees - of salaries and benefits for employee services. Pensions and OPEB are provided to an employee - on a deferred-payment basis - as part of the total compensation package offered by an employer for employee services each financial period.

The net pension liability and the net OPEB liability represent the City's proportionate share of each pension/OPEB plan's collective actuarial present value of projected benefit payments attributable to past periods of service, net of each pension plan's fiduciary net position. The net pension/OPEB liability calculation is dependent on critical long-term variables, including estimated average life expectancies, earnings on investments, cost of living adjustments and others. While these estimates use the best information available, unknowable future events require adjusting this estimate annually.

Ohio Revised Code limits the City's obligation for this liability to annually required payments. The City cannot control benefit terms or the manner in which pensions/OPEB are financed; however, the City does receive the benefit of employees' services in exchange for compensation including pension and OPEB.

GASB 68/75 assumes the liability is solely the obligation of the employer, because (1) they benefit from employee services; and (2) State statute requires all funding to come from these employers. All contributions to date have come solely from these employers (which also includes costs paid in the form of withholdings from employees). The retirement systems may allocate a portion of the employer contributions to provide for these OPEB benefits. In addition, health care plan enrollees pay a portion of the health care costs in the form of a monthly premium. State statute requires the retirement systems to amortize unfunded liabilities within 30 years. If the amortization period exceeds 30 years, each retirement system's board must propose corrective action to the State legislature. Any resulting legislative change to benefits or funding could significantly affect the net pension/OPEB liability. Resulting adjustments to the net pension/OPEB liability would be effective when the changes are legally enforceable. The Ohio Revised Code permits, but does not require the retirement systems to provide health care to eligible benefit recipients.

The proportionate share of each plan's unfunded benefits is presented as a long-term *net pension liability* and *net OPEB liability* on the accrual basis of accounting. Any liability for the contractually-required pension/OPEB contributions outstanding at the end of the year is included in intergovernmental payable on both the accrual and modified accrual bases of accounting.

The remainder of this note includes the pension disclosures. See Note 10 for the OPEB disclosures.

Plan Description – Ohio Public Employees Retirement System (OPERS)

City employees, other than full-time police and firefighters, participate in the Ohio Public Employees Retirement System (OPERS). OPERS administers three separate pension plans. The traditional pension plan is a cost-sharing, multiple-employer defined benefit pension plan. The member-directed plan is a

City of Rittman
Wayne County, Ohio
Notes to the Basic Financial Statements
For the Year Ended December 31, 2020

defined contribution plan, and the combined plan is a combination cost-sharing, multiple-employer defined benefit/defined contribution pension plan. While members (e.g. City employees) may elect the member-directed plan and the combined plan, substantially all employee members are in OPERS' traditional plan; therefore, the following disclosure focuses on the traditional pension plan.

OPERS provides retirement, disability, survivor and death benefits, and annual cost-of-living adjustments to members of the traditional plan. Authority to establish and amend benefits is provided by Chapter 145 of the Ohio Revised Code. OPERS issues a stand-alone financial report that includes financial statements, required supplementary information and detailed information about OPERS' fiduciary net position that may be obtained by visiting <https://www.opers.org/financial/reports.shtml>, by writing to the Ohio Public Employees Retirement System, 277 East Town Street, Columbus, Ohio 43215-4642, or by calling 800-222-7377.

Senate Bill (SB) 343 was enacted into law with an effective date of January 7, 2013. In the legislation, members were categorized into three groups with varying provisions of the law applicable to each group. The following table provides age and service requirements for retirement and the retirement formula applied to final average salary (FAS) for the three member groups under the traditional plan as per the reduced benefits adopted by SB 343 (see OPERS CAFR referenced above for additional information, including requirements for reduced and unreduced benefits):

Group A	Group B	Group C
Eligible to retire prior to January 7, 2013 or five years after January 7, 2013	20 years of service credit prior to January 7, 2013 or eligible to retire ten years after January 7, 2013	Members not in other Groups and members hired on or after January 7, 2013
State and Local	State and Local	State and Local
Age and Service Requirements: Age 60 with 60 months of service credit or Age 55 with 25 years of service credit	Age and Service Requirements: Age 60 with 60 months of service credit or Age 55 with 25 years of service credit	Age and Service Requirements: Age 57 with 25 years of service credit or Age 62 with 5 years of service credit
Formula: 2.2% of FAS multiplied by years of service for the first 30 years and 2.5% for service years in excess of 30	Formula: 2.2% of FAS multiplied by years of service for the first 30 years and 2.5% for service years in excess of 30	Formula: 2.2% of FAS multiplied by years of service for the first 35 years and 2.5% for service years in excess of 35

Final average salary (FAS) represents the average of the three highest years of earnings over a member's career for Groups A and B. Group C is based on the average of the five highest years of earnings over a member's career.

Members who retire before meeting the age and years of service credit requirement for unreduced benefits receive a percentage reduction in the benefit amount. The initial amount of a member's pension benefit is vested upon receipt of the initial benefit payment for calculation of an annual cost-of-living adjustment.

When a benefit recipient has received benefits for 12 months, current law provides for an annual cost-of-living adjustment (COLA). This COLA is calculated on the base retirement benefit at the date of retirement and is not compounded. For those who retired prior to January 7, 2013, the cost of living adjustment is 3

City of Rittman
Wayne County, Ohio
Notes to the Basic Financial Statements
For the Year Ended December 31, 2020

percent. For those retiring subsequent to January 7, 2013, beginning in calendar year 2019, current law provides that the COLA will be based on the average percentage increase in the Consumer Price Index, capped at 3 percent.

Beginning in 2022, the Combined Plan will be consolidated under the Traditional Pension Plan (defined benefit plan) and the Combined Plan option will no longer be available for new hires beginning in 2022.

Funding Policy - Ohio Revised Code (ORC) provides statutory authority for member and employer contributions as follows:

	State and Local
2020 Statutory Maximum Contribution Rates	
Employer	14.00 %
Employee	10.00 %
2020 Actual Contribution Rates	
Employer:	
Pension	14.00 %
Post-Employment Health Care Benefits	0.00 %
Total Employer	14.00 %
Employee	10.00 %

Employer contribution rates are actuarially determined and are expressed as a percentage of covered payroll. The City's contractually required contribution was \$226,477 for 2020. Of this amount, \$24,007 is reported as an intergovernmental payable.

Plan Description – Ohio Police & Fire Pension Fund (OP&F)

Full-time police and firefighters participate in Ohio Police and Fire Pension Fund (OP&F), a cost-sharing, multiple-employer defined benefit pension plan administered by OP&F. OP&F provides retirement and disability pension benefits, annual cost-of-living adjustments, and death benefits to plan members and beneficiaries. Benefit provisions are established by the Ohio State Legislature and are codified in Chapter 742 of the Ohio Revised Code. OP&F issues a publicly available financial report that includes financial information and required supplementary information and detailed information about OP&F fiduciary net position. The report that may be obtained by visiting the OP&F website at www.op-f.org or by writing to the Ohio Police and Fire Pension Fund, 140 East Town Street, Columbus, Ohio 43215-5164.

Upon attaining a qualifying age with sufficient years of service, a member of OP&F may retire and receive a lifetime monthly pension. OP&F offers four types of service retirement: normal, service commuted, age/service commuted and actuarially reduced. Each type has different eligibility guidelines and is calculated using the member's average annual salary. The following discussion of the pension formula relates to normal service retirement.

For members hired after July 1, 2013, the minimum retirement age is 52 for normal service retirement with at least 25 years of service credit. For members hired on or before after July 1, 2013, the minimum retirement age is 48 for normal service retirement with at least 25 years of service credit.

City of Rittman
Wayne County, Ohio

Notes to the Basic Financial Statements
For the Year Ended December 31, 2020

The annual pension benefit for normal service retirement is equal to a percentage of the allowable average annual salary. The percentage equals 2.5 percent for each of the first 20 years of service credit, 2.0 percent for each of the next five years of service credit and 1.5 percent for each year of service credit in excess of 25 years. The maximum pension of 72 percent of the allowable average annual salary is paid after 33 years of service credit (see OP&F Comprehensive Annual Financial Report referenced above for additional information, including requirements for Deferred Retirement Option Plan provisions and reduced and unreduced benefits).

Under normal service retirement, retired members who are at least 55 years old and have been receiving OP&F benefits for at least one year may be eligible for a cost-of-living allowance adjustment. The age 55 provision for receiving a COLA does not apply to those who are receiving a permanent and total disability benefit, surviving beneficiaries, and statutory survivors. Members participating in the DROP program have separate eligibility requirements related to COLA.

Members retiring under normal service retirement, with less than 15 years of service credit on July 1, 2013, will receive a COLA equal to either three percent or the percent increase, if any, in the consumer price index over the 12 month period ending on September 30 of the immediately preceding year, whichever is less. The COLA amount for members with at least 15 years of service credit as of July 1, 2013, is equal to 3 percent of their base pension or disability benefit.

Funding Policy - Ohio Revised Code (ORC) provides statutory authority for member and employer contributions as follows:

	Police	Firefighters
2020 Statutory Maximum Contribution Rates		
Employer	19.50 %	24.00 %
Employee	12.25 %	12.25 %
 2020 Actual Contribution Rates		
Employer:		
Pension	19.00 %	23.50 %
Post-Employment Health Care Benefits	0.50 %	0.50 %
Total Employer	19.50 %	24.00 %
 Employee	 12.25 %	 12.25 %

Employer contribution rates are expressed as a percentage of covered payroll. The City's contractually required contribution to OP&F was \$160,205 for 2020. Of this amount, \$21,266 is reported as an intergovernmental payable.

Pension Liabilities, Pension Expense, and Deferred Outflows/Inflows of Resources Related to Pensions

The net pension liability for OPERS was measured as of December 31, 2019, and the total pension liability used to calculate the net pension liability was determined by an actuarial valuation as of that date. OP&F's total pension liability was measured as of December 31, 2019, and was determined by rolling forward the total pension liability as of January 1, 2019, to December 31, 2019. The City's proportion of the net pension liability was based on the City's share of contributions to the pension plan relative to the contributions of all participating entities. Following is information related to the proportionate share and pension expense:

City of Rittman
Wayne County, Ohio
Notes to the Basic Financial Statements
For the Year Ended December 31, 2020

	OPERS	OP&F	Total
Proportion of the Net Pension Liability:			
Current Measurement Period	0.012590%	0.029727%	
Prior Measurement Period	0.013889%	0.023201%	
Change in Proportion	<u>-0.001299%</u>	<u>0.006526%</u>	
Proportionate Share of the Net			
Pension Liability	\$ 2,488,499	\$ 2,002,583	\$ 4,491,082
Pension Expense	\$ 296,013	\$ 365,946	\$ 661,959

Other than contributions made subsequent to the measurement date and differences between projected and actual earnings on investments; deferred inflows/outflows of resources are recognized in pension expense beginning in the current period, using a straight line method over a closed period equal to the average of the expected remaining services lives of all employees that are provided with pensions, determined as of the beginning of the measurement period. Net deferred inflows/outflows of resources pertaining to the differences between projected and actual investment earnings are similarly recognized over a closed five year period. At December 31, 2020, the City reported deferred outflows of resources and deferred inflows of resources related to pensions from the following sources:

	OPERS	OP&F	Total
Deferred Outflows of Resources			
Differences between Expected and Actual Experience	\$ -	\$ 75,807	\$ 75,807
Changes of Assumptions	132,915	49,159	182,074
Changes in Proportionate Share	10,895	487,720	498,615
City Contributions Subsequent to the Measurement Date	<u>226,477</u>	<u>160,205</u>	<u>386,682</u>
Total Deferred Outflows of Resources	<u>\$ 370,287</u>	<u>\$ 772,891</u>	<u>\$ 1,143,178</u>
Deferred Inflows of Resources			
Differences between Expected and Actual Experience	\$ 31,463	\$ 103,280	\$ 134,743
Net Difference between Projected and Actual Earnings on Pension Plan Investments	496,401	96,740	593,141
Changes in Proportionate Share	<u>222,042</u>	<u>22,243</u>	<u>244,285</u>
Total Deferred Inflows of Resources	<u>\$ 749,906</u>	<u>\$ 222,263</u>	<u>\$ 972,169</u>

\$386,682 reported as deferred outflows of resources related to pension resulting from City contributions subsequent to the measurement date will be recognized as a reduction of the net pension liability in the year ending December 31, 2021. Other amounts reported as deferred outflows of resources and deferred inflows of resources related to pension will be recognized in pension expense as follows:

Year Ending December 31:	OPERS	OP&F	Total
2021	\$ (208,113)	\$ 93,223	\$ (114,890)
2022	(221,434)	112,113	(109,321)
2023	20,556	163,132	183,688
2024	(197,105)	325	(196,780)
2025	-	21,630	21,630
	<u>\$ (606,096)</u>	<u>\$ 390,423</u>	<u>\$ (215,673)</u>

City of Rittman
Wayne County, Ohio
Notes to the Basic Financial Statements
For the Year Ended December 31, 2020

Actuarial Assumptions - OPERS

Actuarial valuations of an ongoing plan involve estimates of the values of reported amounts and assumptions about the probability of occurrence of events far into the future. Examples include assumptions about future employment, mortality, and cost trends. Actuarially determined amounts are subject to continual review or modification as actual results are compared with past expectations and new estimates are made about the future.

Projections of benefits for financial reporting purposes are based on the substantive plan (the plan as understood by the employers and plan members) and include the types of benefits provided at the time of each valuation. The total pension liability was determined by an actuarial valuation as of December 31, 2019, using the following key actuarial assumptions and methods applied to all prior periods included in the measurement in accordance with the requirements of GASB 67. Key methods and assumptions used in the latest actuarial valuation, reflecting experience study results, prepared as of December 31, 2019 are presented below.

<u>Actuarial Information</u>	<u>Traditional Pension Plan</u>
Wage Inflation	3.25 percent
Future Salary Increases, including wage inflation	3.25 percent to 10.75 percent (including wage inflation)
Investment Rate of Return	
Current Measurement Date	7.20 percent
Prior Measurement Date	7.20 percent
Actuarial Cost Method	Individual Entry Age
Cost-of-Living Adjustments	Pre-1/7/2013 Retirees: 3.00 percent Simple Post-1/7/2013 Retirees: 3.00 percent Simple through 2020, then 2.15 percent Simple

In October 2019, the OPERS Board adopted a change in COLA for Post-January 7, 2013 retirees, changing it from three percent simple through 2018 then 2.15 simple to 1.4 percent simple through 2020 the 2.15 percent simple.

Pre-retirement mortality rates are based on the RP-2014 Employees mortality table for males and females, adjusted for mortality improvement back to the observation period base year of 2006. The base year for males and females was then established to be 2015 and 2010, respectively. Post-retirement mortality rates are based on the RP-2014 Healthy Annuitant mortality table for males and females, adjusted for mortality improvement back to the observation period base year of 2006. The base year for males and females was then established to be 2015 and 2010, respectively. Post-retirement mortality rates for disabled retirees are based on the RP-2014 Disabled mortality table for males and females, adjusted for mortality improvement back to the observation period base year of 2006. The base year for males and females was then established to be 2015 and 2010, respectively. Mortality rates for a particular calendar year are determined by applying the MP-2015 mortality improvement scale to all of the above described tables.

The most recent experience study was completed for the five year period ended December 31, 2015.

City of Rittman
Wayne County, Ohio

Notes to the Basic Financial Statements
For the Year Ended December 31, 2020

During 2019, OPERS managed investments in three investment portfolios: the Defined Benefit portfolio, the Health Care portfolio, and the Defined Contribution portfolio. The Defined Benefit portfolio contains the investment assets of the Traditional Pension Plan, the defined benefit component of the Combined Plan and the annuitized accounts of the Member-Directed Plan. Within the Defined Benefit portfolio, contributions into the plans are all recorded at the same time, and benefit payments all occur on the first of the month. Accordingly, the money-weighted rate of return is considered to be the same for all plans within the portfolio. The annual money-weighted rate of return expressing investment performance, net of investment expenses and adjusted for the changing amounts actually invested, for the Defined Benefit portfolio was 17.2 percent for 2019.

The allocation of investment assets with the Defined Benefit portfolio is approved by the Board of Trustees as outlined in the annual investment plan. Plan assets are managed on a total return basis with a long-term objective of achieving and maintaining a fully funded status for the benefits provided through the defined benefit pension plans. The long-term expected rate of return on defined benefit investment assets was determined using a building-block method in which best-estimate ranges of expected future real rates of return are developed for each major asset class. These ranges are combined to produce the long-term expected real rate of return by weighting the expected future real rates of return by the target asset allocation percentage, adjusted for inflation. Best estimates of arithmetic real rates of return were provided by the Board's investment consultant. For each major asset class that is included in the Defined Benefit portfolio's target asset allocation as of December 31, 2019, these best estimates are summarized in the following table:

Asset Class	Target Allocation	Weighted Average Long-Term Expected Real Rate of Return (Arithmetic)
Fixed Income	25.00 %	1.83 %
Domestic Equities	19.00	5.75
Real Estate	10.00	5.20
Private Equity	12.00	10.70
International Equities	21.00	7.66
Other Investments	13.00	4.98
Total	<u>100.00 %</u>	<u>5.61 %</u>

Discount Rate The discount rate used to measure the total pension liability was 7.20 percent. The projection of cash flows used to determine the discount rate assumed that contributions from plan members and those of the contributing employers are made at the contractually required rates, as actuarially determined. Based on those assumptions, the pension plan's fiduciary net position was projected to be available to make all projected future benefit payments of current plan members. Therefore, the long-term expected rate of return on pension plan investments was applied to all periods of projected benefit payments to determine the total pension liability.

Sensitivity of the City's Proportionate Share of the Net Pension Liability to Changes in the Discount Rate The following table presents the City's proportionate share of the net pension liability calculated using the current period discount rate assumption of 7.20 percent, as well as what the City's proportionate share of the net pension liability would be if it were calculated using a discount rate that is one-percentage-point lower (6.20 percent) or one-percentage-point higher (8.20 percent) than the current rate:

City of Rittman
Wayne County, Ohio
Notes to the Basic Financial Statements
For the Year Ended December 31, 2020

	1% Decrease	Current Discount Rate	1% Increase
City's Proportionate Share of the Net Pension Liability	\$ 4,104,340	\$ 2,488,499	\$ 1,035,905

Actuarial Assumptions – OP&F

OP&F's total pension liability as of December 31, 2019 is based on the results of an actuarial valuation date of January 1, 2019, and rolled-forward using generally accepted actuarial procedures. The total pension liability is determined by OP&F's actuaries in accordance with GASB Statement No. 67, as part of their annual valuation. Actuarial valuations of an ongoing plan involve estimates of the value of reported amounts and assumptions about probability of occurrence of events far into the future. Examples include assumptions about future employment mortality, salary increases, disabilities, retirements and employment terminations. Actuarially determined amounts are subject to continual review and potential modifications, as actual results are compared with past expectations and new estimates are made about the future. Assumptions considered were: withdrawal rates, disability retirement, service retirement, DROP elections, mortality, percent married and forms of the payment, DROP interest rate, CPI-based COLA, investment returns, salary increases and payroll growth.

Key methods and assumptions used in the latest actuarial valuation, reflecting experience study results, prepared as of January 1, 2019, are presented below:

Actuarial Cost Method	Entry Age Normal
Investment Rate of Return	8.00 percent
Projected Salary Increases	3.75 percent to 10.50 percent
Payroll Growth	3.25 percent per annum, compounded annually, consisting of inflation rate of 2.75 percent plus productivity increase rate of 0.50 percent
Cost-of-Living Adjustments	3.00 percent simple; 2.20 percent simple for increases based on the lesser of the increase in CPI and 3.00 percent

Mortality for non-disabled participants is based on the RP-2014 Total Employee and Healthy Annuitant Mortality Tables rolled back to 2006, adjusted according to the rates in the following table, and projected with the Buck Modified 2016 Improvement Scale. Rates for surviving beneficiaries are adjusted by 120 percent.

Age	Police	Fire
67 or less	77 %	68 %
68-77	105	87
78 and up	115	120

Mortality for disabled retirees is based on the RP-2014 Disabled Mortality Tables rolled back to 2006, adjusted according to the rates in the following table, and projected with the Buck Modified 2016 Improvement Scale.

City of Rittman
Wayne County, Ohio
Notes to the Basic Financial Statements
For the Year Ended December 31, 2020

Age	Police	Fire
59 or less	35 %	35 %
60-69	60	45
70-79	75	70
80 and up	100	90

The most recent experience study was completed for the five year period ended December 31, 2016.

The long-term expected rate of return on pension plan investments was determined using a building-block approach and assumes a time horizon, as defined in the Statement of Investment Policy. A forecasted rate of inflation serves as the baseline for the return expected. Various real return premiums over the baseline inflation rate have been established for each asset class. The long-term expected nominal rate of return has been determined by calculating a weighted averaged of the expected real return premiums for each asset class, adding the projected inflation rate and adding the expected return from rebalancing uncorrelated asset classes. Best estimates of the long-term expected real rates of return for each major asset class included in OP&F's target asset allocation as of December 31, 2019, are summarized below:

Asset Class	Target Allocation	10 Year Expected Real Rate of Return**	30 Year Expected Real Rate of Return**
Cash and Cash Equivalents	- %	0.10 %	1.00 %
Domestic Equity	16.00	3.90	5.40
Non-U.S. Equity	16.00	4.70	5.80
Private Markets	8.00	6.10	8.00
Core Fixed Income*	23.00	1.10	2.70
High Yield Fixed Income	7.00	2.50	4.70
Private Credit	5.00	4.80	5.50
U.S. Inflation Linked Bonds*	17.00	0.40	2.50
Midstream Energy Infrastructure	8.00	5.80	6.60
Real Assets	8.00	6.90	7.40
Private Real Estate	12.00	5.40	6.40
Total	120.00 %		

Note: Assumptions are geometric.

* Levered 2x

** Numbers are net of expected inflation

OP&F's Board of Trustees has incorporated the risk parity concept into OP&F's asset liability valuation with the goal of reducing equity risk exposure, which reduces overall Total Portfolio risk without sacrificing return and creating a more risk-balanced portfolio based on the relationship between asset classes and economic environments. From the notional portfolio perspective above, the Total Portfolio may be levered up to 1.20 times due to the application of leverage in certain fixed income asset classes.

Discount Rate The total pension liability was calculated using the discount rate of 8.00 percent. The projection of cash flows used to determine the discount rate assumed the contributions from employers and from the members would be computed based on contribution requirements as stipulated by State statute. Projected inflows from investment earnings were calculated using the longer-term assumed investment rate

City of Rittman
Wayne County, Ohio
Notes to the Basic Financial Statements
For the Year Ended December 31, 2020

of return 8.00 percent. Based on those assumptions, OP&F's fiduciary net position was projected to be available to make all future benefit payments of current plan members. Therefore, a long-term expected rate of return on pension plan investments was applied to all periods of projected benefits to determine the total pension liability.

Sensitivity of the City's Proportionate Share of the Net Pension Liability to Changes in the Discount Rate
Net pension liability is sensitive to changes in the discount rate, and to illustrate the potential impact the following table presents the net pension liability calculated using the discount rate of 8.00 percent, as well as what the net pension liability would be if it were calculated using a discount rate that is one percentage point lower (7.00 percent), or one percentage point higher (9.00 percent) than the current rate.

	1% Decrease	Current Discount Rate	1% Increase
City's Proportionate Share of the Net Pension Liability	\$ 2,775,510	\$ 2,002,583	\$ 1,356,106

NOTE 10 – DEFINED BENEFIT OPEB PLANS

See Note 9 for a description of the net OPEB liability.

Plan Description – Ohio Public Employees Retirement System (OPERS)

OPERS administers three separate pension plans: the traditional pension plan, a cost-sharing, multiple-employer defined benefit pension plan; the member-directed plan, a defined contribution plan; and the combined plan, a cost-sharing, multiple-employer defined benefit pension plan that has elements of both a defined benefit and defined contribution plan.

OPERS maintains a cost-sharing, multiple-employer defined benefit post-employment health care trust, which funds multiple health care plans including medical coverage, prescription drug coverage and deposits to a Health Reimbursement Arrangement to qualifying benefit recipients of both the traditional pension and the combined plans. This trust is also used to fund health care for member-directed plan participants, in the form of a Retiree Medical Account (RMA). At retirement or separation, member directed plan participants may be eligible for reimbursement of qualified medical expenses from their vested RMA balance.

In order to qualify for postemployment health care coverage, age and service retirees under the traditional pension and combined plans must have twenty or more years of qualifying Ohio service credit with a minimum age of 60, or generally 30 years of qualifying service at any age. Health care coverage for disability benefit recipients and qualified survivor benefit recipients is available. The health care coverage provided by OPERS meets the definition of an Other Post Employment Benefit (OPEB) as described in GASB Statement 75. See OPERS Comprehensive Annual Financial Report referenced below for additional information.

The Ohio Revised Code permits, but does not require OPERS to provide health care to its eligible benefit recipients. Authority to establish and amend health care coverage is provided to the Board in Chapter 145 of the Ohio Revised Code.

City of Rittman
Wayne County, Ohio

Notes to the Basic Financial Statements
For the Year Ended December 31, 2020

Disclosures for the health care plan are presented separately in the OPERS financial report. Interested parties may obtain a copy by visiting <https://www.opers.org/financial/reports.shtml>, by writing to OPERS, 277 East Town Street, Columbus, Ohio 43215-4642, or by calling (614) 222-5601 or 800-222-7377.

Funding Policy - The Ohio Revised Code provides the statutory authority allowing public employers to fund postemployment health care through their contributions to OPERS. When funding is approved by OPERS' Board of Trustees, a portion of each employer's contribution to OPERS is set aside to fund OPERS health care plans. Beginning in 2018, OPERS no longer allocated a portion of its employer contributions to health care for the traditional plan and the combined plan

Employer contribution rates are expressed as a percentage of the earnable salary of active members. In 2020, state and local employers contributed at a rate of 14.0 percent of earnable salary and public safety and law enforcement employers contributed at 18.1 percent. These are the maximum employer contribution rates permitted by the Ohio Revised Code. Active member contributions do not fund health care.

Each year, the OPERS Board determines the portion of the employer contribution rate that will be set aside to fund health care plans. For 2020, OPERS did not allocate any employer contribution to health care for members in the Traditional Pension Plan and Combined Plan. The OPERS Board is also authorized to establish rules for the retiree or their surviving beneficiaries to pay a portion of the health care provided. Payment amounts vary depending on the number of covered dependents and the coverage selected. The employer contribution as a percentage of covered payroll deposited into the RMA for participants in the member-directed plan for 2020 was 4.0 percent.

Employer contribution rates are actuarially determined and are expressed as a percentage of covered payroll. The City's contractually required contribution was \$0 for 2020.

Plan Description – Ohio Police & Fire Pension Fund (OP&F)

Plan Description – The City contributes to the Ohio Police and Fire Pension Fund (OP&F) sponsored healthcare program, a cost-sharing, multiple-employer defined post-employment health care plan administered by a third-party provider. This program is not guaranteed and is subject to change at any time upon action of the Board of Trustees. On January 1, 2019, OP&F implemented a new model for health care. Under this new model, OP&F provides eligible retirees with a fixed stipend earmarked to pay for health care and Medicare Part B reimbursements.

A retiree is eligible for the OP&F health care stipend unless they have access to any other group coverage including employer and retirement coverage. The eligibility of spouses and dependent children could increase the stipend amount. If the spouse or dependents have access to any other group coverage including employer or retirement coverage, they are not eligible for stipend support from OP&F. Even if an OP&F member or their dependents are not eligible for a stipend, they can use the services of the third-party administrator to select and enroll in a plan. The stipend provided by OP&F meets the definition of an Other Post Employment Benefit (OPEB) as described in Governmental Accounting Standards Board (GASB) Statement No. 75.

The Ohio Revised Code allows, but does not mandate, OP&F to provide OPEB benefits. Authority for the OP&F Board of Trustees to provide health care coverage to eligible participants and to establish and amend benefits is codified in Chapter 742 of the Ohio Revised Code.

City of Rittman
Wayne County, Ohio
Notes to the Basic Financial Statements
For the Year Ended December 31, 2020

OP&F issues a publicly available financial report that includes financial information and required supplementary information for the plan. The report may be obtained by visiting the OP&F website at www.op-f.org or by writing to the Ohio Police and Fire Pension Fund, 140 East Town Street, Columbus, Ohio 43215-5164.

Funding Policy – The Ohio Revised Code provides for contribution requirements of the participating employers and of plan members to the OP&F defined benefit pension plan. Participating employers are required to contribute to the pension plan at rates expressed as percentages of the payroll of active pension plan members, currently 19.5 percent and 24 percent of covered payroll for police and fire employer units, respectively. The Ohio Revised Code states that the employer contribution may not exceed 19.5 percent of covered payroll for police employer units and 24 percent of covered payroll for fire employer units. Active members do not make contributions to the OPEB Plan.

The Board of Trustees is authorized to allocate a portion of the total employer contributions for retiree health care benefits. For 2020, the portion of employer contributions allocated to health care was 0.5 percent of covered payroll. The amount of employer contributions allocated to the health care plan each year is subject to the Trustees' primary responsibility to ensure that pension benefits are adequately funded.

The OP&F Board of Trustees is also authorized to establish requirements for contributions to the health care plan by retirees and their eligible dependents or their surviving beneficiaries. Payment amounts vary depending on the number of covered dependents and the coverage selected.

The City's contractually required contribution to OP&F was \$4,052 for 2020. Of this amount, \$545 is reported as an intergovernmental payable.

OPEB Liabilities, OPEB Expense, and Deferred Outflows/Inflows of Resources Related to OPEB

The net OPEB liability and total OPEB liability for OPERS were determined by an actuarial valuation as of December 31, 2018, rolled forward to the measurement date of December 31, 2019, by incorporating the expected value of health care cost accruals, the actual health care payment, and interest accruals during the year. OP&F's total OPEB liability was measured as of December 31, 2019, and was determined by rolling forward the total OPEB liability as of January 1, 2019, to December 31, 2019. The City's proportion of the net OPEB liability was based on the City's share of contributions to the retirement plan relative to the contributions of all participating entities. Following is information related to the proportionate share and OPEB expense:

	OPERS	OP&F	Total
Proportion of the Net OPEB Liability:			
Current Measurement Period	0.012123%	0.029727%	
Prior Measurement Period	0.013349%	0.023201%	
Change in Proportion	-0.001226%	0.006526%	
Proportionate Share of the Net			
OPEB Liability	\$ 1,674,501	\$ 293,637	\$ 1,968,138
OPEB Expense	\$ 134,441	\$ 63,170	\$ 197,611

City of Rittman
Wayne County, Ohio
Notes to the Basic Financial Statements
For the Year Ended December 31, 2020

At December 31, 2020, the City reported deferred outflows of resources and deferred inflows of resources related to OPEB from the following sources:

	OPERS	OP&F	Total
Deferred Outflows of Resources			
Differences between Expected and Actual Experience	\$ 46	\$ -	\$ 46
Changes of Assumptions	265,056	171,672	436,728
Changes in Proportionate Share	9,482	175,612	185,094
City Contributions Subsequent to the Measurement Date	-	4,052	4,052
Total Deferred Outflows of Resources	\$ 274,584	\$ 351,336	\$ 625,920
Deferred Inflows of Resources			
Differences between Expected and Actual Experience	\$ 153,141	\$ 31,578	\$ 184,719
Net Difference between Projected and Actual Earnings on OPEB Plan Investments	85,265	13,512	98,777
Changes of Assumptions	-	62,579	62,579
Changes in Proportionate Share	127,173	-	127,173
Total Deferred Inflows of Resources	\$ 365,579	\$ 107,669	\$ 473,248

\$4,052 reported as deferred outflows of resources related to OPEB resulting from City contributions subsequent to the measurement date will be recognized as a reduction of the net OPEB liability in 2021. Other amounts reported as deferred outflows of resources and deferred inflows of resources related to OPEB will be recognized in OPEB expense as follows:

Year Ending December 31:	OPERS	OP&F	Total
2021	\$ (36,096)	\$ 44,585	\$ 8,489
2022	(18,532)	44,586	26,054
2023	66	47,356	47,422
2024	(36,433)	42,985	6,552
2025	-	43,489	43,489
	\$ (90,995)	\$ 239,615	\$ 148,620

Actuarial Assumptions - OPERS

Actuarial valuations of an ongoing plan involve estimates of the values of reported amounts and assumptions about the probability of occurrence of events far into the future. Examples include assumptions about future employment, mortality, and cost trends. Actuarially determined amounts are subject to continual review or modification as actual results are compared with past expectations and new estimates are made about the future.

Projections of benefits for financial reporting purposes are based on the substantive plan and include the types of coverage provided at the time of each valuation and the historical pattern of sharing of costs between OPERS and plan members. The total OPEB liability was determined by an actuarial valuation as of December 31, 2018, rolled forward to the measurement date of December 31, 2019.

City of Rittman
Wayne County, Ohio
Notes to the Basic Financial Statements
For the Year Ended December 31, 2020

The actuarial valuation used the following actuarial assumptions applied to all prior periods included in the measurement in accordance with the requirements of GASB 74:

Wage Inflation	3.25 percent
Projected Salary Increases, Including Inflation	3.25 percent to 10.75 percent (includes wage inflation at 3.25 percent)
Single Discount Rate:	
Current Measurement Date	3.16 percent
Prior Measurement Date	3.96 percent
Investment Rate of Return	
Current Measurement Date	6.00 percent
Prior Measurement Date	6.00 percent
Municipal Bond Rate	
Current Measurement Date	2.75 percent
Prior Measurement Date	3.71 percent
Health Care Cost Trend Rate	
Current Measurement Date	10.50 percent, initial, 3.50 percent ultimate in 2030
Prior Measurement Date	10.00 percent, initial, 3.25 percent ultimate in 2029
Actuarial Cost Method	Individual Entry Age Normal

Pre-retirement mortality rates are based on the RP-2014 Employees mortality table for males and females, adjusted for mortality improvement back to the observation period base year of 2006. The base year for males and females was then established to be 2015 and 2010, respectively. Post-retirement mortality rates are based on the RP-2014 Healthy Annuitant mortality table for males and females, adjusted for mortality improvement back to the observation period base year of 2006. The base year for males and females was then established to be 2015 and 2010, respectively. Post-retirement mortality rates for disabled retirees are based on the RP-2014 Disabled mortality table for males and females, adjusted for mortality improvement back to the observation period base year of 2006. The base year for males and females was then established to be 2015 and 2010, respectively. Mortality rates for a particular calendar year are determined by applying the MP-2015 mortality improvement scale to all of the above described tables.

The most recent experience study was completed for the five year period ended December 31, 2015.

During 2019, OPERS managed investments in three investment portfolios: the Defined Benefit portfolio, the Health Care portfolio and the Defined Contribution portfolio. The Health Care portfolio includes the assets for health care expenses for the Traditional Pension Plan, Combined Plan and Member-Directed Plan eligible members. Within the Health Care portfolio, if any contribution are made into the plans, the contributions are assumed to be received continuously throughout the year based on the actual payroll payable at the time contributions are made. Health care-related payments are assumed to occur mid-year. Accordingly, the money-weighted rate of return is considered to be the same for all plans within the portfolio. The annual money-weighted rate of return expressing investment performance, net of investment expenses and adjusted for the changing amounts actually invested, for the Health Care portfolio was 19.7 percent for 2019.

The allocation of investment assets within the Health Care portfolio is approved by the Board of Trustees as outlined in the annual investment plan. Assets are managed on a total return basis with a long-term objective of continuing to offer a sustainable health care program for current and future retirees. OPERS' primary goal is to achieve and maintain a fully funded status for the benefits provided through the defined

City of Rittman
Wayne County, Ohio

Notes to the Basic Financial Statements
For the Year Ended December 31, 2020

pension plans. Health care is a discretionary benefit. The long-term expected rate of return on health care investment assets was determined using a building-block method in which best-estimate ranges of expected future real rates of return are developed for each major asset class. These ranges are combined to produce the long-term expected real rate of return by weighting the expected future real rates of return by the target asset allocation percentage, adjusted for inflation. For each major asset class that is included in the Health Care's portfolio's target asset allocation as of December 31, 2019, these best estimates are summarized in the following table:

Asset Class	Target Allocation	Weighted Average Long-Term Expected Real Rate of Return (Arithmetic)
Fixed Income	36.00 %	1.53 %
Domestic Equities	21.00	5.75
Real Estate Investment Trusts	6.00	5.69
International Equities	23.00	7.66
Other Investments	14.00	4.90
Total	<u>100.00 %</u>	<u>4.55 %</u>

Discount Rate A single discount rate of 3.16 percent was used to measure the OPEB liability on the measurement date of December 31, 2019. A single discount rate of 3.96 percent was used to measure the OPEB liability on the measurement date of December 31, 2018. Projected benefit payments are required to be discounted to their actuarial present value using a single discount rate that reflects (1) a long-term expected rate of return on OPEB plan investments (to the extent that the health care fiduciary net position is projected to be sufficient to pay benefits), and (2) tax-exempt municipal bond rate based on an index of 20-year general obligation bonds with an average AA credit rating as of the measurement date (to the extent that the contributions for use with the long-term expected rate are not met). This single discount rate was based on an expected rate of return on the health care investment portfolio of 6.00 percent and a municipal bond rate of 2.75 percent. The projection of cash flows used to determine this single discount rate assumed that employer contributions will be made at rates equal to the actuarially determined contribution rate. Based on these assumptions, the health care fiduciary net position and future contributions were sufficient to finance health care costs through 2034. As a result, the long-term expected rate of return on health care investments was applied to projected costs through the year 2034, and the municipal bond rate was applied to all health care costs after that date.

Sensitivity of the City's Proportionate Share of the Net OPEB Liability to Changes in the Discount Rate The following table presents the City's proportionate share of the net OPEB liability calculated using the single discount rate of 3.16 percent, as well as what the City's proportionate share of the net OPEB liability would be if it were calculated using a discount rate that is one-percentage-point lower (2.16 percent) or one-percentage-point higher (4.16 percent) than the current rate:

	1% Decrease	Current Discount Rate	1% Increase
City's Proportionate Share of the Net OPEB Liability	\$ 2,191,353	\$ 1,674,501	\$ 1,260,671

City of Rittman
Wayne County, Ohio
Notes to the Basic Financial Statements
For the Year Ended December 31, 2020

Sensitivity of the City’s Proportionate Share of the Net OPEB Liability to Changes in the Health Care Cost Trend Rate Changes in the health care cost trend rate may also have a significant impact on the net OPEB liability. The following table presents the net OPEB liability calculated using the assumed trend rates, and the expected net OPEB liability if it were calculated using a health care cost trend rate that is 1.0 percent lower or 1.0 percent higher than the current rate.

Retiree health care valuations use a health care cost-trend assumption that changes over several years built into the assumption. The near-term rates reflect increases in the current cost of health care; the trend starting in 2020 is 10.50 percent. If this trend continues for future years, the projection indicates that years from now virtually all expenditures will be for health care. A more reasonable alternative is that in the not-too-distant future, the health plan cost trend will decrease to a level at, or near, wage inflation. On this basis, the actuaries project premium rate increases will continue to exceed wage inflation for approximately the next decade, but by less each year, until leveling off at an ultimate rate, assumed to be 3.50 percent in the most recent valuation.

	1% Decrease	Current Trend Rate	1% Increase
City's Proportionate Share of the Net OPEB Liability	\$ 1,625,088	\$ 1,674,501	\$ 1,723,284

Changes between Measurement Date and Reporting Date

On January 15, 2020, the Board approved several changes to the health care plan offered to Medicare and pre-Medicare retirees in efforts to decrease costs and increase the solvency of the health care plan. These changes are effective January 1, 2022, and include changes to base allowances and eligibility for Medicare retirees, as well as replacing OPERS-sponsored medical plans for pre-Medicare retirees with monthly allowances, similar to the program for Medicare retirees. These changes are not reflected in the current year financial statements but are expected to decrease the associated OPEB liability.

Actuarial Assumptions – OP&F

OP&F’s total OPEB liability as of December 31, 2019, is based on the results of an actuarial valuation date of January 1, 2019, and rolled-forward using generally accepted actuarial procedures. The total OPEB liability is determined by OP&F’s actuaries in accordance with GASB Statement No. 74, as part of their annual valuation. Actuarial valuations of an ongoing plan involve estimates of reported amounts and assumptions about probability of occurrence of events far into the future. Examples include assumptions about future employment mortality, salary increases, disabilities, retirements and employment terminations. Actuarially determined amounts are subject to continual review and potential modifications, as actual results are compared with past expectations and new estimates are made about the future.

Projections of benefits for financial reporting purposes are based on the substantive plan (the plan as understood by the employers and plan members) and include the types of benefits provided at the time of each valuation and the historical pattern of sharing benefit costs between the employers and plan members to that point. The projection of benefits for financial reporting purposes does not explicitly incorporate the potential effects of legal or contractual funding limitations.

City of Rittman
Wayne County, Ohio
Notes to the Basic Financial Statements
For the Year Ended December 31, 2020

Actuarial calculations reflect a long-term perspective. For a newly hired employee, actuarial calculations will take into account the employee's entire career with the employer and also take into consideration the benefits, if any, paid to the employee after termination of employment until the death of the employee and any applicable contingent annuitant. In many cases, actuarial calculations reflect several decades of service with the employer and the payment of benefits after termination.

Key methods and assumptions used in the latest actuarial valuation, reflecting experience study results, are presented below.

Valuation Date	January 1, 2019, with actuarial liabilities rolled forward to December 31, 2019
Actuarial Cost Method	Entry Age Normal (Level Percent of Payroll)
Projected Salary Increases	3.75 percent to 10.50 percent
Payroll Growth	3.25 percent
Investment Rate of Return	
Current Measurement Date	8.00 percent
Prior Measurement Date	8.00 percent
Single Discount Rate:	
Current Measurement Date	3.56 percent
Prior Measurement Date	4.66 percent
Municipal Bond Rate	
Current Measurement Date	2.75 percent
Prior Measurement Date	4.13 percent
Cost of Living Adjustments	3.00 percent simple; 2.20 percent simple for increases based on the lesser of the increase in CPI and 3.00 percent

Mortality for non-disabled participants is based on the RP-2014 Total Employee and Healthy Annuitant Mortality Tables rolled back to 2006, adjusted according to the rates in the following table, and projected with the Buck Modified 2016 Improvement Scale. Rates for surviving beneficiaries are adjusted by 120 percent.

<u>Age</u>	<u>Police</u>	<u>Fire</u>
67 or less	77 %	68 %
68-77	105	87
78 and up	115	120

Mortality for disabled retirees is based on the RP-2014 Disabled Mortality Tables rolled back to 2006, adjusted according to the rates in the following table, and projected with the Buck Modified 2016 Improvement Scale.

<u>Age</u>	<u>Police</u>	<u>Fire</u>
59 or less	35 %	35 %
60-69	60	45
70-79	75	70
80 and up	100	90

The most recent experience study was completed for the five year period ended December 31, 2016.

City of Rittman
Wayne County, Ohio

Notes to the Basic Financial Statements
For the Year Ended December 31, 2020

The long-term expected rate of return on OPEB plan investments was determined using a building-block approach and assumes a time horizon, as defined in the Statement of Investment Policy. A forecasted rate of inflation serves as the baseline for the return expected. Various real return premiums over the baseline inflation rate have been established for each asset class. The long-term expected nominal rate of return has been determined by calculating a weighted averaged of the expected real return premiums for each asset class, adding the projected inflation rate and adding the expected return from rebalancing uncorrelated asset classes. The target asset allocation and best estimates of geometric real rates of return for each major asset class as of December 31, 2019, are summarized below:

<u>Asset Class</u>	<u>Target Allocation</u>	<u>10 Year Expected Real Rate of Return**</u>	<u>30 Year Expected Real Rate of Return**</u>
Cash and Cash Equivalents	- %	0.10 %	1.00 %
Domestic Equity	16.00	3.90	5.40
Non-U.S. Equity	16.00	4.70	5.80
Private Markets	8.00	6.10	8.00
Core Fixed Income*	23.00	1.10	2.70
High Yield Fixed Income	7.00	2.50	4.70
Private Credit	5.00	4.80	5.50
U.S. Inflation Linked Bonds*	17.00	0.40	2.50
Midstream Energy Infrastructure	8.00	5.80	6.60
Real Assets	8.00	6.90	7.40
Private Real Estate	<u>12.00</u>	5.40	6.40
Total	<u>120.00 %</u>		

Note: Assumptions are geometric.

* Levered 2x

** Numbers are net of expected inflation

OP&F's Board of Trustees has incorporated the risk parity concept into OP&F's asset liability valuation with the goal of reducing equity risk exposure, which reduces overall Total Portfolio risk without sacrificing return, and creating a more risk-balanced portfolio based on the relationship between asset classes and economic environments. From the notional portfolio perspective above, the Total Portfolio may be levered up to 1.20 times due to the application of leverage in certain fixed income asset classes.

Discount Rate For 2019, the total OPEB liability was calculated using the discount rate of 3.56 percent. For 2018, the total OPEB liability was calculated using the discount rate of 4.66 percent. The projection of cash flows used to determine the discount rate assumed the contribution from employers and from members would be computed based on contribution requirements as stipulated by State statute. Projected inflows from investment earnings were calculated using the longer-term assumed investment rate of return of 8 percent. Based on those assumptions, OP&F's fiduciary net position was projected to not be able to make all future benefit payments of current plan members. Therefore, a municipal bond rate of 2.75 percent at December 31, 2019 and 4.13 percent at December 31, 2018, was blended with the long-term rate of 8 percent, which resulted in a blended discount rate of 3.56 percent for 2019 and 4.66 percent for 2018. The

City of Rittman
Wayne County, Ohio
Notes to the Basic Financial Statements
For the Year Ended December 31, 2020

municipal bond rate was determined using the Bond Buyers General Obligation 20-year Municipal Bond Index Rate. The OPEB plan's fiduciary net position was projected to be available to make all projected OPEB payments until 2034. The long-term expected rate of return on health care investments was applied to projected costs through 2034, and the municipal bond rate was applied to all health care costs after that date.

Sensitivity of the City's Proportionate Share of the Net OPEB Liability to Changes in the Discount Rate Net OPEB liability is sensitive to changes in the discount rate, and to illustrate the potential impact the following table presents the net OPEB liability calculated using the discount rate of 3.56 percent, as well as what the net OPEB liability would be if it were calculated using a discount rate that is one percentage point lower (2.56 percent), or one percentage point higher (4.56 percent) than the current rate.

	1% Decrease	Current Discount Rate	1% Increase
City's Proportionate Share of the Net OPEB Liability	\$ 364,091	\$ 293,637	\$ 235,095

Sensitivity of the City's Proportionate Share of the Net OPEB Liability to Changes in the Health Care Cost Trend Rate The total OPEB liability is based on a medical benefit that is a flat dollar amount; therefore, it is unaffected by a health care cost trend rate. An increase or decrease in the trend rate would have no effect on the total OPEB liability.

NOTE 11 – COMPENSATED ABSENCES

The criteria for determining vacation and sick leave components are derived from negotiated contracts, City ordinances and State laws. Employees earn two to five weeks of vacation per year, depending upon length of service. Vacation is accrued bi-weekly and employees may accrue up to two times their annual vacation rate. Unused vacation is paid out at termination of employment, retirement or death.

Employees earn sick leave at the rate of 4.6 hours per 80 hours worked with no maximum accumulation. At retirement or death, employees (or their estate) will receive between 650 and 750 hours of sick leave.

Compensated absences will be paid from the fund from which the employee is paid. This is generally from the general, EMS, street maintenance and repair, water, sewer and solid waste funds.

NOTE 12 – LONG TERM OBLIGATIONS

Changes in Long Term Liabilities

Long-term liability activity for the year ended December 31, 2020 was as follows:

City of Rittman
Wayne County, Ohio
Notes to the Basic Financial Statements
For the Year Ended December 31, 2020

	Balance 12/31/2019	Additions	Reductions	Balance 12/31/2020	Due Within One Year
Governmental Activities					
<i>General Obligation Bonds</i>					
2009 Emergency Dispatch Communication Bonds	\$ 31,000	\$ -	\$ 6,000	\$ 25,000	\$ 6,000
2014 Recreation Center Refunding Bonds	110,000	-	110,000	-	-
2014 Pool Project Bonds	20,000	-	5,000	15,000	5,000
<i>Total General Obligation Bonds</i>	<u>161,000</u>	<u>-</u>	<u>121,000</u>	<u>40,000</u>	<u>11,000</u>
<i>Direct Borrowings</i>					
2013 Rittman CIC	35,000	-	-	35,000	-
2015 OPWC	70,125	-	2,125	68,000	4,250
<i>Total Direct Borrowings</i>	<u>105,125</u>	<u>-</u>	<u>2,125</u>	<u>103,000</u>	<u>4,250</u>
<i>Other Long-Term Obligations</i>					
Net Pension Liability	4,480,478	-	735,946	3,744,532	-
Net OPEB Liability	1,394,749	71,039	-	1,465,788	-
Compensated Absences	207,608	196,890	124,724	279,774	186,455
Capital Lease	398,051	131,072	89,202	439,921	90,706
<i>Total Other Long-Term Obligations</i>	<u>6,480,886</u>	<u>399,001</u>	<u>949,872</u>	<u>5,930,015</u>	<u>277,161</u>
Total Governmental Long Term Liabilities	<u>\$ 6,747,011</u>	<u>\$ 399,001</u>	<u>\$ 1,072,997</u>	<u>\$ 6,073,015</u>	<u>\$ 292,411</u>
	Balance 12/31/2019	Additions	Reductions	Balance 12/31/2020	Due Within One Year
Business-Type Activities					
<i>General Obligation Bonds</i>					
2014 Refunding Bonds	\$ 485,000	\$ -	\$ 100,000	\$ 385,000	\$ 95,000
2016 Sewerage System Refunding	107,503	-	107,503	-	-
<i>Total General Obligation Bonds</i>	<u>592,503</u>	<u>-</u>	<u>207,503</u>	<u>385,000</u>	<u>95,000</u>
<i>Direct Borrowings</i>					
2005 OPWC Loan	81,250	-	6,250	75,000	12,500
2010 OPWC Loan	101,052	-	2,246	98,806	4,491
2015 OPWC Loan	136,125	-	4,125	132,000	8,250
2017 OPWC Loan	140,548	-	2,990	137,558	5,981
2019 OPWC Loan	205,730	82,270	-	288,000	19,200
2020 OWDA Loan	-	1,408	-	1,408	-
<i>Total Direct Borrowing</i>	<u>664,705</u>	<u>83,678</u>	<u>15,611</u>	<u>732,772</u>	<u>50,422</u>
<i>Other Long-Term Obligations</i>					
Net Pension Liability	1,217,253	-	470,703	746,550	-
Net OPEB Liability	556,926	-	54,576	502,350	-
Compensated Absences	113,978	53,259	56,991	110,246	53,206
Capital Lease	107,380	-	22,252	85,128	22,562
<i>Total Other Long-Term Obligations</i>	<u>1,995,537</u>	<u>53,259</u>	<u>604,522</u>	<u>1,444,274</u>	<u>75,768</u>
Total Business-Type Activities Long Term Liabilities	<u>\$ 3,252,745</u>	<u>\$ 136,937</u>	<u>\$ 827,636</u>	<u>\$ 2,562,046</u>	<u>\$ 221,190</u>

City of Rittman
Wayne County, Ohio
Notes to the Basic Financial Statements
For the Year Ended December 31, 2020

General Obligation Bonds - General obligations bonds are direct obligations of the City for which its full faith and credit are pledged for repayment. The general obligation bonds will be retired from the debt service fund using general property taxes and from the water and sewer funds using resources within these funds.

2009 Emergency Dispatch Communication Bonds

In 2009, the City issued \$77,000 in bonds with an interest rate of 4.25 percent which will mature in 2024. These bonds were issued to replace and improve the City's 911 emergency dispatch communication system.

2014 Refunding Bonds

In November 2014, the City issued \$645,000 and \$960,000 in refunded general obligation bonds with an interest rate of 2.25 percent. The proceeds of the bonds were used to refund \$625,000 of the City's outstanding recreation center refunding bonds, Series 2004 and \$920,000 of the City's outstanding water improvement bonds, Series 2004. The recreation center refunding bonds were issued for a 6 year period with final maturity at December 1, 2020. The water improvement refunding bonds were issued for a 10 year period with final maturity at December 1, 2024. At the date of the refunding, \$1,579,239 (after underwriting fees) was deposited in an irrevocable trust to provide for all future payments on the refunded bonds. As of December 31, 2020, \$410,000 of these bonds is considered defeased.

These refunding bonds were issued with issuance costs of \$27,250. The issuance resulted in a difference between the cash flows required to service the old debt and the cash flows required to service the new debt of \$135,857. The issuance resulted in an economic gain of \$120,915.

2014 Pool Project Bonds

In November 2014, the City issued \$40,000 in bonds with an interest rate of 2.25 percent which will mature in 2023. These bonds were issued to make improvements to the pool and community room.

2013 Loan

The City entered into a loan agreement with Rittman Community Improvement Corporation (CIC) for \$35,000 to be issued in annual installments of \$7,000 beginning in 2013. There is no annual interest rate. The loan was used for loan payments on the 2013 note from Rittman Exempted Village School District, which was used to purchase land. The loan will become due when the City utilizes or develops said parcel for governmental purposes. If the City sells or otherwise disposes of the property for private or commercial use, the City shall reimburse the CIC the full amount. If the conveyance is for any purposes other than governmental use, the CIC shall receive 50 percent of the purchase price and the City shall receive 50 percent of any profit.

2015 OPWC Loan

The 2015 OPWC loan is for street improvements and was issued for \$85,000. The loan matures in 2036 and is an interest-free loan. This loan will be retired from the debt service fund.

City of Rittman
Wayne County, Ohio
Notes to the Basic Financial Statements
For the Year Ended December 31, 2020

2016 Sewerage System Refunding Bonds

On May 31, 2016, the City issued \$525,900 in current refunding general obligation bonds at an average interest rate of 2 percent. The proceeds of the bonds were used to refund \$525,660 of the City's outstanding Mortgage Revenue Bonds. The bonds were issued for a four-year period with final maturity at December 30, 2020.

2005 OPWC Loan

The 2005 Ohio Public Works Commission (OPWC) loan was for a new water filtration system to be used by the City. The City received \$141,647 in proceeds in 2005, with the remaining \$108,353 received in 2006. The loan matures in 2026 and is an interest-free loan.

2010 OPWC Loan

The 2010 OPWC loan was for waterline improvements on Salt Street and Terrace Street. The City received \$134,735 in proceeds in 2011. The loan matures in 2042 and is an interest-free loan.

2015 OPWC Loan

The 2015 OPWC loan was for waterline improvements on North Main and Liberty Street. The City received \$165,000 in proceeds in 2015. The loan matures in 2036 and is an interest-free loan.

2017 OPWC Loan

The 2017 OPWC loan was for painting the City's water tower. The City received \$155,500 in proceeds in 2017. The loan matures in 2043 and is an interest-free loan.

2019 OPWC Loan

The 2019 OPWC interest-free loan was for painting the City's Decourcey Standpipe. The City received \$205,730 and \$82,270 in proceeds in 2019 and 2020, respectively.

In the event of default, as defined by each OPWC loan agreement, the amount of default will be subject to 8 percent interest on all amounts due from date of default. Additionally, the Lender may declare all amounts immediately due and payable or require the County treasurer to pay the amounts due from funds appropriated to the county's undivided local government fund. The lender will also be entitled to collect any cost incurred in the event of default.

The City has pledged future revenues to repay the OPWC loans with interest from the water fund. The debt is payable solely from revenues and is payable through 2043. Annual principal and interest payments, as a percentage of net customer revenues, on the loans are expected to be similar over the term of the loans as in the current year, which was 15.21 percent. The total principal and interest remaining to be paid on the loans is \$731,364. Principal and interest paid for the current year and total net revenues were \$15,611 and \$409,357, respectively.

City of Rittman
Wayne County, Ohio
Notes to the Basic Financial Statements
For the Year Ended December 31, 2020

2020 OWDA Loan

The 2020 OWDA loan was for waterline replacement on Second Street. The City received \$1,408 in proceeds in 2020.

In the event of default, as defined by each OWDA loan agreement, the lender may declare the full amount of the unpaid Project Participation Principal amount immediately due and payable and require the County to pay any fines or penalties incurred with interest.

There are no repayment schedules for the net pension liability and net OPEB liability; however, employer pension and OPEB contributions are primarily made from the general fund, water, sewer, and solid waste funds. For additional information related to the net pension liability and net OPEB liability see Notes 9 and 10.

Annual debt service requirements to maturity for outstanding debt are as follows:

Year Ending December 31,	Governmental Activities			
	General Obligation Bonds			Loans Payable*
	Principal	Interest	Total	Principal
2021	\$ 11,000	\$ 1,400	\$ 12,400	\$ 4,250
2022	11,000	1,033	12,033	4,250
2023	11,000	665	11,665	4,250
2024	7,000	298	7,298	4,250
2025	-	-	-	4,250
2026 - 2030	-	-	-	21,250
2031 - 2035	-	-	-	21,250
2036 - 2040	-	-	-	4,250
Total	<u>\$ 40,000</u>	<u>\$ 3,396</u>	<u>\$ 43,396</u>	<u>\$ 68,000</u>

* The \$35,000 Rittman Community Improvement Corporation loan is not included since there is no maturity date at this time.

Year Ending December 31,	Business Type Activities			
	General Obligation Bonds			OPWC Loans
	Principal	Interest	Total	Principal
2021	\$ 95,000	\$ 8,663	\$ 103,663	\$ 50,422
2022	95,000	6,525	101,525	50,422
2023	100,000	4,387	104,387	50,422
2024	95,000	2,137	97,137	50,422
2025	-	-	-	50,422
2026-2030	-	-	-	202,110
2031-2035	-	-	-	189,610
2036-2040	-	-	-	60,609
2041-2043	-	-	-	26,925
Total	<u>\$ 385,000</u>	<u>\$ 21,712</u>	<u>\$ 406,712</u>	<u>\$ 731,364</u>

Amortization table not available for 2020 OWDA loan.

City of Rittman
Wayne County, Ohio
Notes to the Basic Financial Statements
For the Year Ended December 31, 2020

NOTE 13 – CAPITAL LEASES

In 2020, the City entered into lease agreements for three vehicles. In 2019, the City entered into leases for a backhoe and fire equipment. The fire equipment was individually insignificant, not meeting the capitalization threshold, and therefore, was not reported as capital assets. In 2018, the City entered into lease agreements for ten vehicles. Capital lease payments have been reclassified and are reflected as debt service expenditures in the basic financial statements.

The vehicles and equipment acquired by the leases have been capitalized and depreciated as follows as of December 31, 2020:

	Governmental Activities	Business-Type Activities
Equipment	\$ 367,590	\$ 103,270
Less Accumulated Depreciation	(68,705)	(16,758)
Carrying Value	\$ 298,885	\$ 86,512

The lease provides for minimum, annual lease payments as follows:

	Governmental Activities	Business-Type Activities
For the Year Ending:		
2021	\$ 134,556	\$ 27,128
2022	134,556	27,126
2023	108,146	33,430
2024	71,190	-
2025	27,305	-
Total Minimum Lease Payment	475,753	87,684
Less: Amount Representing Interest	(35,832)	(2,556)
Present Value of Minimum Lease Payment	\$ 439,921	\$ 85,128

NOTE 14 – RISK MANAGEMENT

The City is exposed to various risks of loss related to torts; theft of, damage to, and destruction of assets; errors and omission; injuries to employees and natural disasters.

These risks are covered by commercial insurance policies purchased from independent third parties. The City purchases extended coverage insurance on all buildings and contents to \$32,296,761. Coverage is purchased on City vehicles for a combined single limit liability of \$6,000,000. The City purchases general liability insurance coverage with a \$6,000,000 limit per occurrence and \$8,000,000 aggregate. Other policies held by the City include law enforcement, public officials, boiler & machinery, inland marine and commercial crime.

Workers' compensation coverage is provided by the State of Ohio and is based on a rate per \$100 of salaries. The rate is calculated based on accident history and administrative costs.

City of Rittman
Wayne County, Ohio
Notes to the Basic Financial Statements
For the Year Ended December 31, 2020

The City contracted with Medical Mutual as the Health Care Provider to provide employee health benefits. On January 1, 2020, the City contracted with MAGIS for medical and prescription coverage.

There were no significant reductions in insurance coverage during the year in any category of risk. Settled claims have not exceeded insurance coverage in any of the past three years.

NOTE 15 – CONTINGENCIES

Amounts received from grantor agencies are subject to audit and adjustment by the grantor, principally the federal government. Any disallowed costs may require refunding to the grantor. Amounts which may be disallowed, if any, are not presently determinable. However, based on prior experience, management believes such refunds, if any, would not be material.

NOTE 16 – COMMITMENTS

Encumbrances

The City utilizes encumbrance accounting as part of its budgetary controls. Encumbrances outstanding at year end may be reported as part of restricted, committed or assigned classifications of fund balance. At year end, the City’s commitments for encumbrances in the governmental funds were as follows:

Fund	Amount
General Fund	\$ 28,223
Emergency Medical Service Fund	13,067
Fire Department Levy Fund	9,670
Capital Improvements Fund	74,226
Nonmajor Governmental Funds	15,306
	\$ 140,492

Contractual Commitments

As of December 31, 2020, the City had a contractual commitment for the following:

	Contractual Commitment	Expended	Remaining Balance
Second Street Waterline	\$ 48,000	\$ 28,900	\$ 19,100
Landis Ditch	129,226	77,007	52,219
Nature Preserve Engineering	330,000	168,095	161,905
	\$ 507,226	\$ 274,002	\$ 233,224

Contractual commitments identified above may or may not be included in the outstanding encumbrance commitments previously disclosed in this note. Reasons for this may include timing of when contracts are encumbered and contracts paid from enterprise funds, which are not required to disclose encumbrance commitments.

City of Rittman
Wayne County, Ohio
Notes to the Basic Financial Statements
For the Year Ended December 31, 2020

NOTE 17 – COVID-19

The United States and the State of Ohio declared a state of emergency in March 2020 due to the COVID-19 pandemic. The financial impact of COVID-19 and the ensuing emergency measures will impact subsequent periods of the City. The investments of the pension and other employee benefit plan in which the City participates have incurred a significant decline in fair value, consistent with the general decline in financial markets. However, because the values of individual investments fluctuate with market conditions, and due to market volatility, the amount of losses that will be recognized in subsequent periods, if any, cannot be determined. In addition, the impact on the City's future operating costs, revenues, and any recovery from emergency funding, either federal or state, cannot be estimated.

This page intentionally left blank

City of Rittman
Wayne County, Ohio
Required Supplementary Information
Schedule of the City's Proportionate Share of the Net Pension Liability
Last Seven Years (1)

	<u>2020</u>	<u>2019</u>	<u>2018</u>	<u>2017</u>
<i>Ohio Public Employees' Retirement System (OPERS)</i>				
City's Proportion of the Net Pension Liability	0.012590%	0.013889%	0.014630%	0.013730%
City's Proportionate Share of the Net Pension Liability	\$ 2,488,499	\$ 3,803,916	\$ 2,295,163	\$ 3,117,815
City's Covered Payroll	\$ 1,771,393	\$ 1,875,864	\$ 1,933,371	\$ 1,774,867
City's Proportionate Share of the Net Pension Liability as a Percentage of its Covered Payroll	140.48%	202.78%	118.71%	175.66%
Plan Fiduciary Net Position as a Percentage of the Total Pension Liability	82.17%	74.70%	84.66%	77.25%
<i>Ohio Police and Fire Pension Fund (OPF)</i>				
City's Proportion of the Net Pension Liability	0.029727%	0.023201%	0.020430%	0.019269%
City's Proportionate Share of the Net Pension Liability	\$ 2,002,583	\$ 1,893,815	\$ 1,253,879	\$ 1,220,479
City's Covered Payroll	\$ 736,217	\$ 572,549	\$ 495,841	\$ 460,344
City's Proportionate Share of the Net Pension Liability as a Percentage of its Covered Payroll	272.01%	330.77%	252.88%	265.12%
Plan Fiduciary Net Position as a Percentage of the Total Pension Liability	69.89%	63.07%	70.91%	68.36%

(1) Although this schedule is intended to reflect information for ten years, information prior to 2014 is not available.

Note: The amounts presented for each fiscal year were determined as of the measurement date, which is the prior fiscal year.

	<u>2016</u>	<u>2015</u>	<u>2014</u>
	0.014193%	0.014036%	0.014036%
\$	2,458,407	\$ 1,692,898	\$ 1,654,662
\$	1,766,425	\$ 1,720,742	\$ 1,619,969
	139.17%	98.38%	102.14%
	81.08%	86.45%	86.36%
	0.019951%	0.020954%	0.020954%
\$	1,283,462	\$ 1,085,489	\$ 1,020,511
\$	501,108	\$ 453,958	\$ 448,659
	256.12%	239.12%	227.46%
	66.77%	72.20%	73.00%

City of Rittman
Wayne County, Ohio
Required Supplementary Information
Schedule of the City's Contributions - Pension
Last Ten Years

	<u>2020</u>	<u>2019</u>	<u>2018</u>	<u>2017</u>
<i>Ohio Public Employees' Retirement System (OPERS)</i>				
Contractually Required Contribution	\$ 226,477	\$ 247,995	\$ 262,621	\$ 251,338
Contributions in Relation to the Contractually Required Contribution	<u>(226,477)</u>	<u>(247,995)</u>	<u>(262,621)</u>	<u>(251,338)</u>
Contribution Deficiency (Excess)	<u>\$ -</u>	<u>\$ -</u>	<u>\$ -</u>	<u>\$ -</u>
City's Covered Payroll	\$ 1,617,693	\$ 1,771,393	\$ 1,875,864	\$ 1,933,371
Contributions as a Percentage of Covered Payroll	14.00%	14.00%	14.00%	13.00%
<i>Ohio Police and Fire Pension Fund (OPF)</i>				
Contractually Required Contribution	\$ 160,205	\$ 145,095	\$ 108,784	\$ 94,210
Contributions in Relation to the Contractually Required Contribution	<u>(160,205)</u>	<u>(145,095)</u>	<u>(108,784)</u>	<u>(94,210)</u>
Contribution Deficiency (Excess)	<u>\$ -</u>	<u>\$ -</u>	<u>\$ -</u>	<u>\$ -</u>
City's Covered Payroll	\$ 810,478	\$ 736,217	\$ 572,549	\$ 495,841
Contributions as a Percentage of Covered Payroll	19.77%	19.71%	19.00%	19.00%

(n/a) Information prior to 2013 is not available.

<u>2016</u>	<u>2015</u>	<u>2014</u>	<u>2013</u>	<u>2012</u>	<u>2011</u>
\$ 212,984	\$ 211,971	\$ 206,489	\$ 210,596	n/a	n/a
<u>(212,984)</u>	<u>(211,971)</u>	<u>(206,489)</u>	<u>(210,596)</u>	n/a	n/a
<u>\$ -</u>	<u>\$ -</u>	<u>\$ -</u>	<u>\$ -</u>	n/a	n/a
\$ 1,774,867	\$ 1,766,425	\$ 1,720,742	\$ 1,619,969	n/a	n/a
12.00%	12.00%	12.00%	13.00%	n/a	n/a
\$ 87,465	\$ 95,210	\$ 87,690	\$ 70,574	\$ 55,319	\$ 60,564
<u>(87,465)</u>	<u>(95,210)</u>	<u>(87,690)</u>	<u>(70,574)</u>	<u>(55,319)</u>	<u>(60,564)</u>
<u>\$ -</u>	<u>\$ -</u>	<u>\$ -</u>	<u>\$ -</u>	<u>\$ -</u>	<u>\$ -</u>
\$ 460,344	\$ 501,108	\$ 453,958	\$ 448,659	\$ 433,875	\$ 475,012
19.00%	19.00%	19.32%	15.73%	12.75%	12.75%

This page intentionally left blank.

City of Rittman
Wayne County, Ohio
Required Supplementary Information
Schedule of the City's Proportionate Share of Net OPEB Liability
Last Four Years (1)

	<u>2020</u>	<u>2019</u>	<u>2018</u>	<u>2017</u>
<i>Ohio Public Employees' Retirement System (OPERS)</i>				
City's Proportion of the Net OPEB Liability	0.012123%	0.013349%	0.014095%	0.013200%
City's Proportionate Share of the Net OPEB Liability	\$ 1,674,501	\$ 1,740,394	\$ 1,530,662	\$ 1,333,245
City's Covered Payroll	\$ 1,771,393	\$ 1,875,864	\$ 1,933,371	\$ 1,774,867
City's Proportionate Share of the Net OPEB Liability as a Percentage of its Covered Payroll	94.53%	92.78%	79.17%	75.12%
Plan Fiduciary Net Position as a Percentage of the Total OPEB Liability	47.80%	46.33%	54.14%	54.04%
<i>Ohio Police and Fire Pension Fund (OPF)</i>				
City's Proportion of the Net OPEB Liability	0.029727%	0.023201%	0.020430%	0.019269%
City's Proportionate Share of the Net OPEB Liability	\$ 293,637	\$ 211,281	\$ 1,157,535	\$ 914,656
City's Covered Payroll	\$ 736,217	\$ 572,549	\$ 495,841	\$ 460,344
City's Proportionate Share of the Net OPEB Liability as a Percentage of its Covered Payroll	39.88%	36.90%	233.45%	198.69%
Plan Fiduciary Net Position as a Percentage of the Total OPEB Liability	47.08%	46.57%	14.13%	15.96%

(1) Although this schedule is intended to reflect information for ten years, information prior to 2017 is not available.

Note: The amounts presented for each fiscal year were determined as of the measurement date, which is the prior fiscal year.

City of Rittman
Wayne County, Ohio
Required Supplementary Information
Schedule of the City's Contributions - OPEB
Last Ten Years

	<u>2020</u>	<u>2019</u>	<u>2018</u>	<u>2017</u>
<i>Ohio Public Employees' Retirement System (OPERS)</i>				
Contractually Required Contribution	\$ -	\$ -	\$ -	\$ 19,334
Contributions in Relation to the Contractually Required Contribution	-	-	-	(19,334)
Contribution Deficiency (Excess)	<u>\$ -</u>	<u>-</u>	<u>\$ -</u>	<u>\$ -</u>
City's Covered Payroll (1)	\$ 1,617,693	\$ 1,771,393	\$ 1,875,864	\$ 1,933,371
Contributions as a Percentage of Covered Payroll	0.00%	0.00%	0.00%	1.00%
<i>Ohio Police and Fire Pension Fund (OPF)</i>				
Contractually Required Contribution	\$ 4,052	\$ 3,681	\$ 2,863	\$ 2,479
Contributions in Relation to the Contractually Required Contribution	(4,052)	(3,681)	(2,863)	(2,479)
Contribution Deficiency (Excess)	<u>\$ -</u>	<u>\$ -</u>	<u>\$ -</u>	<u>\$ -</u>
City's Covered Payroll	\$ 810,478	\$ 736,217	\$ 572,549	\$ 495,841
Contributions as a Percentage of Covered Payroll	0.50%	0.50%	0.50%	0.50%

(n/a) Beginning in 2016, OPERS used one trust fund as the funding vehicle for all health care plans; therefore, information prior to 2016 is not presented.

(1) The OPEB plan includes the members from the traditional plan, the combined plan and the member directed plan.

<u>2016</u>	<u>2015</u>	<u>2014</u>	<u>2013</u>	<u>2012</u>	<u>2011</u>
\$ 35,497	n/a	n/a	n/a	n/a	n/a
<u>(35,497)</u>	n/a	n/a	n/a	n/a	n/a
<u>\$ -</u>	n/a	n/a	n/a	n/a	n/a
\$ 1,774,867	n/a	n/a	n/a	n/a	n/a
2.00%	n/a	n/a	n/a	n/a	n/a
\$ 2,302	\$ 2,506	\$ 2,303	\$ 15,963	\$ 29,287	\$ 32,063
<u>(2,302)</u>	<u>(2,506)</u>	<u>(2,303)</u>	<u>(15,963)</u>	<u>(29,287)</u>	<u>(32,063)</u>
<u>\$ -</u>	<u>\$ -</u>	<u>\$ -</u>	<u>\$ -</u>	<u>\$ -</u>	<u>\$ -</u>
\$ 460,344	\$ 501,108	\$ 453,958	\$ 448,659	\$ 433,875	\$ 475,012
0.50%	0.50%	0.50%	3.56%	6.75%	6.75%

See accompanying notes to the required supplementary information.

City of Rittman
Wayne County, Ohio
Notes to the Required Supplementary Information
For the Year Ended December 31, 2020

NOTE 1 - NET PENSION LIABILITY

Changes in Assumptions – OPERS

For calendar year 2019, the single discount rate changed from 7.50 percent to 7.20 percent.

Amounts reported in calendar year 2017 reflect an adjustment of the rates of withdrawal, disability, retirement and mortality to more closely reflect actual experience. The expectation of retired life mortality was based on RP-2014 Healthy Annuitant mortality table and RP-2014 Disabled mortality table. The following reductions were also made to the actuarial assumptions:

- Discount rate from 8.00 percent to 7.50 percent
- Wage inflation rate from 3.75 percent to 3.25 percent
- Price inflation from 3.00 percent to 2.50 percent

Changes in Benefit Terms – OPERS

In October 2019, the OPERS Board adopted a change in COLA for post-January 7, 2013 retirees, changing it from three percent simple through 2018 then 2.15 percent simple to 1.4 percent simple through 2020 then 2.15 percent simple.

Changes in Assumptions – OP&F

For calendar year 2018, the single discount rate changed from 8.25 percent to 8.00 percent.

Changes in Benefit Terms – OP&F

No significant changes in benefit terms.

NOTE 2 - NET OPEB LIABILITY

Changes in Assumptions - OPERS

For calendar year 2020, the following changes were made to the actuarial assumptions:

- Discount rate from 3.96 percent to 3.16 percent
- Municipal bond rate from 3.71 percent to 2.75 percent
- Health Care Cost Trend Rate from 10.00 percent to 10.50 percent

For calendar year 2019, the following changes were made to the actuarial assumptions:

- Discount rate from 3.85 percent to 3.96 percent
- Investment rate of return from 6.50 percent to 6.00 percent
- Municipal bond rate from 3.31 percent to 3.71 percent
- Health Care Cost Trend Rate from 7.50 percent to 10.00 percent

For calendar year 2018, the single discount rate changed from 4.23 percent to 3.85 percent.

City of Rittman
Wayne County, Ohio
Notes to the Required Supplementary Information
For the Year Ended December 31, 2020

Changes in Benefit Terms – OPERS

No significant changes in benefit terms.

Changes in Assumptions – OP&F

For calendar year 2020, the single discount rate decreased from 4.66 percent to 3.56 percent and the municipal bond rate from 4.13 percent to 2.75 percent.

For calendar year 2019, the discount rate increased from 3.24 percent to 4.66 percent and the municipal bond rate from 3.16 percent to 4.13 percent.

For calendar year 2018, the single discount rate changed from 3.79 percent to 3.24 percent.

Changes in Benefit Terms – OP&F

Beginning January 1, 2019 OP&F changed its retiree health care model to a stipend-based health care model. A stipend funded by OP&F will be placed in individual Health Reimbursement Accounts that retirees will use to be reimbursed for health care expenses.



**COMBINING STATEMENTS FOR
NONMAJOR GOVERNMENTAL FUNDS
AND
INDIVIDUAL FUND SCHEDULES FOR
GOVERNMENTAL FUNDS**

Nonmajor Special Revenue Funds

The Special Revenue Funds are used to account for the proceeds of specific sources that are legally restricted or committed to expenditure for specified purposes other than debt service or capital projects. The title of each special revenue fund is descriptive of the activities accounted for therein. The special revenue funds are:

Street Maintenance and Repair

Required by the Ohio Revised Code to account for that portion of the state gasoline tax and motor vehicle registration fees restricted for maintenance of streets within the City.

State Highway

Required by the Ohio Revised Code to account for that portion of the state gasoline tax and motor vehicle registration fees restricted for maintenance of state highways within the City.

Permissive Tax

Required by the Ohio Revised Code to account for that portion of motor vehicle registration fees allocated to assist in maintaining those city streets designated as contributing to the effective and efficient flow of traffic through and within the county.

Permissive Tax II

To account for the City's share of motor vehicle registration fees levied by the City for maintaining city streets.

Police Pension

To accumulate property taxes levied for the partial payment of the current liability for police disability and pension.

Law Enforcement and Education

To account for funds from the municipal court restricted to enforce drunk driving laws and related educational programs.

Law Enforcement

To account for funds from the municipal court restricted for law enforcement programs.

Continuing Professional Training

To account for state mandated training funds.

Education and Recreation Assistance

To account for monies received and expended for the Parks and Recreation Department programs and activities.

SAFER Grant

To collect, manage and disperse grant funds specifically for the purposes awarded in the staffing for adequate fire and emergency response grant documents that were approved by FEMA.

DARE

To account for State grant funds for the purpose of obtaining materials for DARE instruction.

Police Association

To collect, manage and disburse contributions for the purpose of maintaining and improving Police buildings and vehicles.

Nonmajor Debt Service Funds

Debt Service funds are established to account for and report financial resources that are restricted, committed, or assigned to expenditure for principal and interest and to account for the accumulation of resources for, and the payment of, general long-term debt principal and interest.

Debt Retirement

To account for the resources that are used for payment of principal and interest and fiscal charges on debt.

Nonmajor Capital Projects Funds

Capital Project funds are established to account for and report financial resources that are restricted, committed, or assigned to expenditure for capital outlays, including the acquisition or construction of capital facilities and other capital assets.

Cemetery Endowment

This fund accounts for resources restricted for capital improvements for the Rittman Municipal Cemeteries.

City of Rittman
Wayne County, Ohio
Combining Balance Sheet
Nonmajor Governmental Funds
December 31, 2020

	Nonmajor Special Revenue Funds	Nonmajor Debt Service Fund	Nonmajor Capital Projects Fund	Total Nonmajor Governmental Funds
Assets				
Equity in Pooled Cash and Investments	\$ 474,085	\$ 66,310	\$ 51,803	\$ 592,198
Cash and Investments in Segregated Accounts	-	2,841	-	2,841
Intergovernmental Receivable	492,925	-	-	492,925
Property and Other Local Taxes Receivable	26,528	-	-	26,528
Prepaid Items	2,481	-	-	2,481
<i>Total Assets</i>	<u>\$ 996,019</u>	<u>\$ 69,151</u>	<u>\$ 51,803</u>	<u>\$ 1,116,973</u>
Liabilities				
Accounts Payable	\$ 9,553	\$ -	\$ -	\$ 9,553
Accrued Wages	12,167	-	-	12,167
Intergovernmental Payable	8,911	-	-	8,911
Matured Interest Payable	-	841	-	841
Matured Bonds Payable	-	2,000	-	2,000
Interfund Payable	58,800	-	-	58,800
<i>Total Liabilities</i>	<u>89,431</u>	<u>2,841</u>	<u>-</u>	<u>92,272</u>
Deferred Inflows of Resources				
Property Taxes Levied for the Next Year	24,392	-	-	24,392
Unavailable Revenue - Delinquent Property Taxes	2,136	-	-	2,136
Unavailable Revenue - Other	335,876	-	-	335,876
<i>Total Deferred Inflows of Resources</i>	<u>362,404</u>	<u>-</u>	<u>-</u>	<u>362,404</u>
Fund Balances				
Nonspendable	2,481	-	-	2,481
Restricted	541,703	66,310	51,803	659,816
<i>Total Fund Balances</i>	<u>544,184</u>	<u>66,310</u>	<u>51,803</u>	<u>662,297</u>
<i>Total Liabilities, Deferred Inflows of of Resources and Fund Balances</i>	<u>\$ 996,019</u>	<u>\$ 69,151</u>	<u>\$ 51,803</u>	<u>\$ 1,116,973</u>

City of Rittman
Wayne County, Ohio

*Combining Statements of Revenues, Expenditures and Changes in
Fund Balances - Nonmajor Governmental Funds
For the Year Ended December 31, 2020*

	Nonmajor Special Revenue Funds	Nonmajor Debt Service Fund	Nonmajor Capital Projects Fund	Total Nonmajor Governmental Funds
Revenues				
Property and Other Local Taxes	\$ 25,572	\$ -	\$ -	\$ 25,572
Charges for Services	-	-	8,875	8,875
Fines, Licenses and Permits	10,467	-	-	10,467
Intergovernmental	635,869	-	-	635,869
Interest	1,355	-	-	1,355
Contributions and Donations	7,827	-	-	7,827
Other	11,465	-	-	11,465
<i>Total Revenues</i>	<u>692,555</u>	<u>-</u>	<u>8,875</u>	<u>701,430</u>
Expenditures				
Current:				
General Government	445	-	5,950	6,395
Security of Persons and Property	220,299	-	-	220,299
Transportation	364,051	-	-	364,051
Debt Service:				
Principal Retirement	-	123,125	-	123,125
Interest and Fiscal Charges	-	4,243	-	4,243
<i>Total Expenditures</i>	<u>584,795</u>	<u>127,368</u>	<u>5,950</u>	<u>718,113</u>
<i>Excess of Revenues Over (Under) Expenditures</i>	<u>107,760</u>	<u>(127,368)</u>	<u>2,925</u>	<u>(16,683)</u>
Other Financing Sources (Uses)				
Transfers In	43,027	129,493	-	172,520
<i>Total Other Financing Sources (Uses)</i>	<u>43,027</u>	<u>129,493</u>	<u>-</u>	<u>172,520</u>
<i>Net Change in Fund Balance</i>	150,787	2,125	2,925	155,837
<i>Fund Balance Beginning of Year</i>	<u>393,397</u>	<u>64,185</u>	<u>48,878</u>	<u>506,460</u>
<i>Fund Balance End of Year</i>	<u>\$ 544,184</u>	<u>\$ 66,310</u>	<u>\$ 51,803</u>	<u>\$ 662,297</u>

City of Rittman
Wayne County, Ohio
Combining Balance Sheet
Nonmajor Special Revenue Funds
December 31, 2020

	Street Maintenance and Repair Fund	State Highway Fund	Permissive Tax Fund	Permissive Tax II Fund	Police Pension Fund
Assets					
Equity in Pooled Cash and Investments	\$ 178,494	\$ 19,124	\$ 10,528	\$ 172,803	\$ 33,781
Intergovernmental Receivable	190,290	15,428	190,096	3,578	1,995
Property and Other Local Taxes Receivable	-	-	-	-	26,528
Prepaid Items	2,481	-	-	-	-
<i>Total Assets</i>	<u>\$ 371,265</u>	<u>\$ 34,552</u>	<u>\$ 200,624</u>	<u>\$ 176,381</u>	<u>\$ 62,304</u>
Liabilities					
Accounts Payable	\$ 4,253	\$ 5,275	\$ -	\$ -	\$ -
Accrued Wages	12,167	-	-	-	-
Intergovernmental Payable	7,180	-	-	-	-
Interfund Payable	-	-	-	-	-
<i>Total Liabilities</i>	<u>23,600</u>	<u>5,275</u>	<u>-</u>	<u>-</u>	<u>-</u>
Deferred Inflows of Resources					
Property Taxes Levied for the Next Year	-	-	-	-	24,392
Unavailable Revenue - Delinquent Property Taxes	-	-	-	-	2,136
Unavailable Revenue - Other	133,002	10,783	190,096	-	1,995
<i>Total Deferred Inflows of Resources</i>	<u>133,002</u>	<u>10,783</u>	<u>190,096</u>	<u>-</u>	<u>28,523</u>
Fund Balance					
Nonspendable	2,481	-	-	-	-
Restricted	212,182	18,494	10,528	176,381	33,781
<i>Total Fund Balance</i>	<u>214,663</u>	<u>18,494</u>	<u>10,528</u>	<u>176,381</u>	<u>33,781</u>
<i>Total Liabilities, Deferred Inflows of of Resources and Fund Balances</i>	<u>\$ 371,265</u>	<u>\$ 34,552</u>	<u>\$ 200,624</u>	<u>\$ 176,381</u>	<u>\$ 62,304</u>

(continued)

City of Rittman
Wayne County, Ohio
Combining Balance Sheet
Nonmajor Special Revenue Funds
December 31, 2020

	Law Enforcement and Education Fund	Law Enforcement Fund	Continuing Professional Training Fund	Education and Recreation Assistance Fund	SAFER Grant Fund
Assets					
Equity in Pooled Cash and Investments	\$ 3,395	\$ 20,441	\$ 806	\$ 5,612	\$ 25,497
Intergovernmental Receivable	-	-	-	-	91,538
Property and Other Local Taxes Receivable	-	-	-	-	-
Prepaid Items	-	-	-	-	-
<i>Total Assets</i>	<u>\$ 3,395</u>	<u>\$ 20,441</u>	<u>\$ 806</u>	<u>\$ 5,612</u>	<u>\$ 117,035</u>
Liabilities					
Accounts Payable	\$ -	\$ -	\$ -	\$ -	\$ 25
Accrued Wages	-	-	-	-	-
Intergovernmental Payable	-	-	-	-	1,731
Interfund Payable	-	-	-	-	58,800
<i>Total Liabilities</i>	<u>-</u>	<u>-</u>	<u>-</u>	<u>-</u>	<u>60,556</u>
Deferred Inflows of Resources					
Property Taxes Levied for the Next Year	-	-	-	-	-
Unavailable Revenue - Delinquent Property Taxes	-	-	-	-	-
Unavailable Revenue - Other	-	-	-	-	-
<i>Total Deferred Inflows of Resources</i>	<u>-</u>	<u>-</u>	<u>-</u>	<u>-</u>	<u>-</u>
Fund Balance					
Nonspendable	-	-	-	-	-
Restricted	3,395	20,441	806	5,612	56,479
<i>Total Fund Balance</i>	<u>3,395</u>	<u>20,441</u>	<u>806</u>	<u>5,612</u>	<u>56,479</u>
<i>Total Liabilities, Deferred Inflows of of Resources and Fund Balances</i>	<u>\$ 3,395</u>	<u>\$ 20,441</u>	<u>\$ 806</u>	<u>\$ 5,612</u>	<u>\$ 117,035</u>

(continued)

City of Rittman
Wayne County, Ohio
Combining Balance Sheet
Nonmajor Special Revenue Funds
December 31, 2020

	DARE Fund	Police Association Fund	Totals
Assets			
Equity in Pooled Cash and Investments	\$ 1,700	\$ 1,904	\$ 474,085
Intergovernmental Receivable	-	-	492,925
Property and Other Local Taxes Receivable	-	-	26,528
Prepaid Items	-	-	2,481
<i>Total Assets</i>	<u>\$ 1,700</u>	<u>\$ 1,904</u>	<u>\$ 996,019</u>
Liabilities			
Accounts and Contracts Payable	\$ -	\$ -	\$ 9,553
Accrued Wages	-	-	12,167
Intergovernmental Payable	-	-	8,911
Interfund Payable	-	-	58,800
<i>Total Liabilities</i>	<u>-</u>	<u>-</u>	<u>89,431</u>
Deferred Inflows of Resources			
Property Taxes Levied for the Next Year	-	-	24,392
Unavailable Revenue - Delinquent Property Taxes	-	-	2,136
Unavailable Revenue - Other	-	-	335,876
<i>Total Deferred Inflows of Resources</i>	<u>-</u>	<u>-</u>	<u>362,404</u>
Fund Balance			
Nonspendable	-	-	2,481
Restricted	1,700	1,904	541,703
<i>Total Fund Balance</i>	<u>1,700</u>	<u>1,904</u>	<u>544,184</u>
<i>Total Liabilities, Deferred Inflows of of Resources and Fund Balances</i>	<u>\$ 1,700</u>	<u>\$ 1,904</u>	<u>\$ 996,019</u>

City of Rittman
Wayne County, Ohio
Combining Statement of Revenues, Expenditures and Changes in Fund Balances
Nonmajor Special Revenue Funds
For the Year Ended December 31, 2020

	Street Maintenance and Repair Fund	State Highway Fund	Permissive Tax Fund	Permissive Tax II Fund	Police Pension Fund
Revenues					
Property and Other Local Taxes	\$ -	\$ -	\$ -	\$ -	\$ 25,572
Fines, Licenses and Permits	-	-	-	-	-
Intergovernmental	368,195	30,402	-	53,071	3,992
Interest	1,291	64	-	-	-
Contributions and Donations	-	-	-	-	-
Other	11,465	-	-	-	-
<i>Total Revenues</i>	<u>380,951</u>	<u>30,466</u>	<u>-</u>	<u>53,071</u>	<u>29,564</u>
Expenditures					
Current:					
General Government	-	-	-	-	445
Security of Persons and Property	-	-	-	-	19,898
Transportation	293,216	25,199	-	45,636	-
<i>Total Expenditures</i>	<u>293,216</u>	<u>25,199</u>	<u>-</u>	<u>45,636</u>	<u>20,343</u>
<i>Excess of Revenues Over (Under) Expenditures</i>	<u>87,735</u>	<u>5,267</u>	<u>-</u>	<u>7,435</u>	<u>9,221</u>
Other Financing Sources (Uses)					
Transfers In	-	-	-	-	-
<i>Total Other Financing Sources (Uses)</i>	<u>-</u>	<u>-</u>	<u>-</u>	<u>-</u>	<u>-</u>
<i>Net Change in Fund Balance</i>	87,735	5,267	-	7,435	9,221
<i>Fund Balance Beginning of Year</i>	<u>126,928</u>	<u>13,227</u>	<u>10,528</u>	<u>168,946</u>	<u>24,560</u>
<i>Fund Balance End of Year</i>	<u>\$ 214,663</u>	<u>\$ 18,494</u>	<u>\$ 10,528</u>	<u>\$ 176,381</u>	<u>\$ 33,781</u>

(continued)

City of Rittman
Wayne County, Ohio
Combining Statement of Revenues, Expenditures and Changes in Fund Balances
Nonmajor Special Revenue Funds
For the Year Ended December 31, 2020

	Law Enforcement and Education Fund	Law Enforcement Fund	Continuing Professional Training Fund	Education and Recreation Assistance Fund	SAFER Grant Fund
Revenues					
Property and Other Local Taxes	\$ -	\$ -	\$ -	\$ -	\$ -
Fines, Licenses and Permits	315	10,152	-	-	-
Intergovernmental	-	-	-	-	180,209
Interest	-	-	-	-	-
Contributions and Donations	-	-	-	-	-
Other	-	-	-	-	-
<i>Total Revenues</i>	<u>315</u>	<u>10,152</u>	<u>-</u>	<u>-</u>	<u>180,209</u>
Expenditures					
Current:					
General Government	-	-	-	-	-
Security of Persons and Property	-	2,427	-	-	193,751
Transportation	-	-	-	-	-
<i>Total Expenditures</i>	<u>-</u>	<u>2,427</u>	<u>-</u>	<u>-</u>	<u>193,751</u>
<i>Excess of Revenues Over (Under) Expenditures</i>	<u>315</u>	<u>7,725</u>	<u>-</u>	<u>-</u>	<u>(13,542)</u>
Other Financing Sources (Uses)					
Transfers In	-	-	-	-	43,027
<i>Total Other Financing Sources (Uses)</i>	<u>-</u>	<u>-</u>	<u>-</u>	<u>-</u>	<u>43,027</u>
<i>Net Change in Fund Balance</i>	315	7,725	-	-	29,485
<i>Fund Balance Beginning of Year</i>	<u>3,080</u>	<u>12,716</u>	<u>806</u>	<u>5,612</u>	<u>26,994</u>
<i>Fund Balance End of Year</i>	<u>\$ 3,395</u>	<u>\$ 20,441</u>	<u>\$ 806</u>	<u>\$ 5,612</u>	<u>\$ 56,479</u>

City of Rittman
Wayne County, Ohio
Combining Statement of Revenues, Expenditures and Changes in Fund Balances
Nonmajor Special Revenue Funds
For the Year Ended December 31, 2020

	DARE Fund	Police Association Fund	Totals
Revenues			
Property and Other Local Taxes	\$ -	\$ -	\$ 25,572
Licenses and Permits	-	-	10,467
Intergovernmental	-	-	635,869
Interest	-	-	1,355
Contributions and Donations	2,382	5,445	7,827
Other	-	-	11,465
<i>Total Revenues</i>	<u>2,382</u>	<u>5,445</u>	<u>692,555</u>
Expenditures			
Current:			
General Government	-	-	445
Security of Persons and Property	682	3,541	220,299
Transportation	-	-	364,051
<i>Total Expenditures</i>	<u>682</u>	<u>3,541</u>	<u>584,795</u>
<i>Excess of Revenues Over (Under) Expenditure</i>	<u>1,700</u>	<u>1,904</u>	<u>107,760</u>
Other Financing Sources (Uses)			
Transfers In	-	-	43,027
<i>Total Other Financing Sources (Uses)</i>	<u>-</u>	<u>-</u>	<u>43,027</u>
<i>Net Change in Fund Balance</i>	1,700	1,904	150,787
<i>Fund Balance Beginning of Year</i>	<u>-</u>	<u>-</u>	<u>393,397</u>
<i>Fund Balance End of Year</i>	<u>\$ 1,700</u>	<u>\$ 1,904</u>	<u>\$ 544,184</u>



**INDIVIDUAL FUND SCHEDULES OF
REVENUES, EXPENDITURES/EXPENSES
AND CHANGES IN FUND BALANCE/NET POSITION -
BUDGET (NON-GAAP BASIS) AND ACTUAL**

City of Rittman
Wayne County, Ohio

*Schedule of Revenues, Expenditures and Changes
in Fund Balance - Budget (Non-GAAP Basis) and Actual
General Fund
For the Year Ended December 31, 2020*

	Final Budget	Actual	Variance with Final Budget
Revenues			
Property and Other Local Taxes	\$ 275,085	\$ 289,327	\$ 14,242
Income Taxes	1,466,935	1,490,098	23,163
Charges for Services	326,299	240,345	(85,954)
Licenses and Permits	109,870	111,242	1,372
Intergovernmental	425,857	665,866	240,009
Investment Earnings	47,050	96,046	48,996
Contributions and Donations	9,922	9,572	(350)
Other	11,495	48,986	37,491
<i>Total Revenues</i>	<u>2,672,513</u>	<u>2,951,482</u>	<u>278,969</u>
Expenditures			
Current:			
General Government			
Office of Mayor and City Council			
Personal Services	33,462	33,280	182
Other than Personal Services	2,126	1,911	215
Total Office of City Council	<u>35,588</u>	<u>35,191</u>	<u>397</u>
Department of Administration			
Personal Services	131,871	125,329	6,542
Other than Personal Services	189,685	168,136	21,549
Total Department of Mayor and Administration	<u>321,556</u>	<u>293,465</u>	<u>28,091</u>
Department of Finance and Tax			
Personal Services	163,497	155,513	7,984
Other than Personal Services	33,366	32,142	1,224
Total Department of Finance and Tax	<u>196,863</u>	<u>187,655</u>	<u>9,208</u>
Division of Land and Buildings			
Other than Personal Services	11,679	10,820	859
Department of Law			
Personal Services	28,077	27,196	881
Other than Personal Services	34,558	33,549	1,009
Total Department of Law	<u>62,635</u>	<u>60,745</u>	<u>1,890</u>
Miscellaneous			
Personal Services	11,816	5,700	6,116
Other than Personal Services	15,139	11,591	3,548
Total Miscellaneous	<u>26,955</u>	<u>17,291</u>	<u>9,664</u>
<i>Total General Government</i>	<u>655,276</u>	<u>605,167</u>	<u>50,109</u>

(continued)

City of Rittman
Wayne County, Ohio

*Schedule of Revenues, Expenditures and Changes
in Fund Balance - Budget (Non-GAAP Basis) and Actual
General Fund
For the Year Ended December 31, 2020*

	Final Budget	Actual	Variance with Final Budget
Security of Persons and Property			
Police Department			
Personal Services	1,009,210	656,103	353,107
Other than Personal Services	159,580	142,263	17,317
Total Police Department	<u>1,168,790</u>	<u>798,366</u>	<u>370,424</u>
Street Lighting			
Other than Personal Services	32,949	28,841	4,108
<i>Total Security of Persons and Property</i>	<u>1,201,739</u>	<u>827,207</u>	<u>374,532</u>
Public Health			
Cemetery			
Personal Services	75,800	67,108	8,692
Other than Personal Services	13,581	12,386	1,195
Total Cemetery	<u>89,381</u>	<u>79,494</u>	<u>9,887</u>
Board of Health			
Other than Personal Services	20,893	20,893	-
Pest and Animal Control			
Personal Services	1,325	685	640
Other than Personal Services	9,465	7,177	2,288
Total Animal Control	<u>10,790</u>	<u>7,862</u>	<u>2,928</u>
<i>Total Public Health</i>	<u>121,064</u>	<u>108,249</u>	<u>12,815</u>
Leisure Time Services			
Parks			
Personal Services	127,425	70,450	56,975
Other than Personal Services	15,444	12,135	3,309
Total Parks	<u>142,869</u>	<u>82,585</u>	<u>60,284</u>
Recreation Center			
Personal Services	209,775	184,534	25,241
Other than Personal Services	173,349	141,939	31,410
Total Recreation Center	<u>383,124</u>	<u>326,473</u>	<u>56,651</u>
<i>Total Leisure Time Services</i>	<u>525,993</u>	<u>409,058</u>	<u>116,935</u>
Transportation			
Street Maintenance			
Personal Services	167,625	144,514	23,111
Other than Personal Services	20,891	21,171	(280)
Total Street Maintenance	<u>188,516</u>	<u>165,685</u>	<u>22,831</u>

(continued)

City of Rittman
Wayne County, Ohio
Schedule of Revenues, Expenditures and Changes
in Fund Balance - Budget (Non-GAAP Basis) and Actual
General Fund
For the Year Ended December 31, 2020

	Final Budget	Actual	Variance with Final Budget
Vehicle Maintenance Other than Personal Services	1,400	1,356	44
<i>Total Transportation</i>	<u>189,916</u>	<u>167,041</u>	<u>22,875</u>
<i>Total Expenditures</i>	<u>2,693,988</u>	<u>2,116,722</u>	<u>577,266</u>
<i>Excess of Revenues Over (Under) Expenditures</i>	<u>(21,475)</u>	<u>834,760</u>	<u>856,235</u>
Other Financing Sources (Uses)			
Advances Out	(58,800)	(58,800)	-
Transfers Out	<u>(218,027)</u>	<u>(218,027)</u>	<u>-</u>
<i>Total Other Financing Sources (Uses)</i>	<u>(276,827)</u>	<u>(276,827)</u>	<u>-</u>
<i>Net Change in Fund Balance</i>	(298,302)	557,933	856,235
<i>Fund Balance (Deficit) Beginning of Year (Restated)</i>	1,227,518	1,227,518	-
Prior Year Encumbrances Appropriated	<u>18,391</u>	<u>18,391</u>	<u>-</u>
<i>Fund Balance (Deficit) End of Year</i>	<u>\$ 947,607</u>	<u>\$ 1,803,842</u>	<u>\$ 856,235</u>

City of Rittman
Wayne County, Ohio

*Schedule of Revenues, Expenditures and Changes
in Fund Balance - Budget (Non-GAAP Basis) and Actual
Emergency Medical Service Fund
For the Year Ended December 31, 2020*

	Final Budget	Actual	Variance with Final Budget
Revenues			
Property and Other Local Taxes	\$ 205,545	\$ 209,219	\$ 3,674
Charges for Services	180,595	216,715	36,120
Intergovernmental	55,768	43,492	(12,276)
Other	2,750	7,245	4,495
<i>Total Revenues</i>	<u>444,658</u>	<u>476,671</u>	<u>32,013</u>
Expenditures			
Current:			
General Government			
Division of Emergency Services			
Other than Personal Services	3,690	3,265	425
Security of Persons and Property			
Personal Services	389,425	233,372	156,053
Other than Personal Services	115,596	106,019	9,577
Capital Outlay	36,235	33,457	2,778
<i>Total Security of Persons and Property</i>	<u>541,256</u>	<u>372,848</u>	<u>168,408</u>
<i>Total Expenditures</i>	<u>544,946</u>	<u>376,113</u>	<u>168,833</u>
<i>Excess of Revenues Over (Under) Expenditures</i>	<u>(100,288)</u>	<u>100,558</u>	<u>200,846</u>
Other Financing Sources (Uses)			
Transfers In	50,000	50,000	-
<i>Net Change in Fund Balance</i>	(50,288)	150,558	200,846
<i>Fund Balance (Deficit) Beginning of Year</i>	90,429	90,429	-
Prior Year Encumbrances Appropriated	6,772	6,772	-
<i>Fund Balance (Deficit) End of Year</i>	<u>\$ 46,913</u>	<u>\$ 247,759</u>	<u>\$ 200,846</u>

City of Rittman
Wayne County, Ohio
Schedule of Revenues, Expenditures and Changes
in Fund Balance - Budget (Non-GAAP Basis) and Actual
CARES Act Fund
For the Year Ended December 31, 2020

	Final Budget	Actual	Variance with Final Budget
Revenues			
Intergovernmental	\$ 644,289	\$ 648,503	\$ 4,214
<i>Total Revenues</i>	<u>644,289</u>	<u>648,503</u>	<u>4,214</u>
Expenditures			
Current:			
General Government			
Personal Services	65,642	65,642	-
Security of Persons and Property			
Personal Services	537,870	537,870	-
Other than Personal Services	39,132	39,132	-
Total Division of Emergency Services	<u>577,002</u>	<u>577,002</u>	<u>-</u>
<i>Total Security of Persons and Property</i>	<u>577,002</u>	<u>577,002</u>	<u>-</u>
<i>Total Expenditures</i>	<u>642,644</u>	<u>642,644</u>	<u>-</u>
<i>Net Change in Fund Balance</i>	1,645	5,859	4,214
<i>Fund Balance (Deficit) Beginning of Year</i>	-	-	-
Prior Year Encumbrances Appropriated	-	-	-
<i>Fund Balance (Deficit) End of Year</i>	<u>\$ 1,645</u>	<u>\$ 5,859</u>	<u>\$ 4,214</u>

City of Rittman
Wayne County, Ohio

*Schedule of Revenues, Expenditures and Changes
in Fund Balance - Budget (Non-GAAP Basis) and Actual
Fire Department Levy Fund
For the Year Ended December 31, 2020*

	Final Budget	Actual	Variance with Final Budget
Revenues			
Property and Other Local Taxes	\$ 81,215	\$ 81,735	\$ 520
Intergovernmental	40,118	49,594	9,476
<i>Total Revenues</i>	<u>121,333</u>	<u>131,329</u>	<u>9,996</u>
Expenditures			
Current:			
General Government			
Division of Emergency Services			
Other than Personal Services	1,605	1,420	185
Security of Persons and Property			
Personal Services	156,630	97,244	59,386
Other than Personal Services	38,268	28,124	10,144
Capital Outlay	56,558	54,547	2,011
<i>Total Security of Persons and Property</i>	<u>251,456</u>	<u>179,915</u>	<u>71,541</u>
<i>Total Expenditures</i>	<u>253,061</u>	<u>181,335</u>	<u>71,726</u>
<i>Excess of Revenues Over (Under) Expenditures</i>	<u>(131,728)</u>	<u>(50,006)</u>	<u>81,722</u>
Other Financing Sources (Uses)			
Transfers In	125,000	125,000	-
<i>Net Change in Fund Balance</i>	(6,728)	74,994	81,722
<i>Fund Balance (Deficit) Beginning of Year</i>	89,364	89,364	-
Prior Year Encumbrances Appropriated	8,145	8,145	-
<i>Fund Balance (Deficit) End of Year</i>	<u>\$ 90,781</u>	<u>\$ 172,503</u>	<u>\$ 81,722</u>

City of Rittman
Wayne County, Ohio

*Schedule of Revenues, Expenditures and Changes
in Fund Balance - Budget (Non-GAAP Basis) and Actual
Capital Improvements Fund
For the Year Ended December 31, 2020*

	Final Budget	Actual	Variance with Final Budget
Revenues			
Income Taxes	\$ 492,570	\$ 496,700	\$ 4,130
Special Assessments	53,190	43,262	(9,928)
Intergovernmental	1,200,552	1,166,927	(33,625)
Contributions and Donations	-	29,332	29,332
Other	-	2,201	2,201
<i>Total Revenues</i>	<u>1,746,312</u>	<u>1,738,422</u>	<u>(7,890)</u>
Expenditures			
General Government:			
<i>Department of Administration</i>			
Other than Personal Services	<u>34,725</u>	<u>34,237</u>	<u>488</u>
Leisure Time Activities:			
<i>Department of Parks</i>			
Other than Personal Services	<u>136,427</u>	<u>136,427</u>	<u>-</u>
Capital Outlay:			
General Government	96,805	80,233	16,572
Security of Persons and Property	82,179	69,128	13,051
Leisure Time Services	1,227,444	1,012,682	214,762
Transportation	<u>189,620</u>	<u>181,384</u>	<u>8,236</u>
<i>Total Expenditures</i>	<u>1,767,200</u>	<u>1,514,091</u>	<u>253,109</u>
<i>Excess of Revenues Over (Under) Expenditures</i>	<u>(20,888)</u>	<u>224,331</u>	<u>245,219</u>
Other Financing Sources (Uses)			
Transfers Out	<u>(129,493)</u>	<u>(129,493)</u>	<u>-</u>
<i>Net Change in Fund Balance</i>	(150,381)	94,838	245,219
<i>Fund Balance (Deficit) Beginning of Year</i>	313,193	313,193	-
Prior Year Encumbrances Appropriated	<u>60,079</u>	<u>60,079</u>	<u>-</u>
<i>Fund Balance (Deficit) End of Year</i>	<u>\$ 222,891</u>	<u>\$ 468,110</u>	<u>\$ 245,219</u>

City of Rittman
Wayne County, Ohio

*Schedule of Revenues, Expenditures and Changes
in Fund Balance - Budget (Non-GAAP Basis) and Actual
Street Maintenance and Repair Fund
For the Year Ended December 31, 2020*

	Final Budget	Actual	Variance with Final Budget
Revenues			
Intergovernmental	\$ 421,526	\$ 386,170	\$ (35,356)
Investment Earnings	375	1,291	916
Other	260	-	(260)
<i>Total Revenues</i>	<u>422,161</u>	<u>387,461</u>	<u>(34,700)</u>
Expenditures			
Current:			
Transportation			
Division of Street Maintenance			
Personal Services	243,015	198,956	44,059
Other than Personal Services	93,920	87,506	6,414
<i>Total Expenditures</i>	<u>336,935</u>	<u>286,462</u>	<u>50,473</u>
<i>Excess of Revenues Over (Under) Expenditures</i>	<u>85,226</u>	<u>100,999</u>	<u>15,773</u>
Other Financing Sources (Uses)			
Proceeds from Sale of Capital Assets	100	-	(100)
<i>Total Other Financing Sources (Uses)</i>	<u>100</u>	<u>-</u>	<u>(100)</u>
<i>Net Change in Fund Balance</i>	85,326	100,999	15,673
<i>Fund Balance (Deficit) Beginning of Year</i>	74,950	74,950	-
Prior Year Encumbrances Appropriated	-	-	-
<i>Fund Balance (Deficit) End of Year</i>	<u>\$ 160,276</u>	<u>\$ 175,949</u>	<u>\$ 15,673</u>

City of Rittman
Wayne County, Ohio

*Schedule of Revenues, Expenditures and Changes
in Fund Balance - Budget (Non-GAAP Basis) and Actual
State Highway Fund
For the Year Ended December 31, 2020*

	Final Budget	Actual	Variance with Final Budget
Revenues			
Intergovernmental	\$ 33,640	\$ 30,855	\$ (2,785)
Investment Earnings	275	64	(211)
<i>Total Revenues</i>	<u>33,915</u>	<u>30,919</u>	<u>(2,996)</u>
Expenditures			
Current:			
Transportation			
Division of Street Maintenance			
Personal Services	6,090	5,642	448
Other than Personal Services	28,650	26,998	1,652
<i>Total Expenditures</i>	<u>34,740</u>	<u>32,640</u>	<u>2,100</u>
<i>Net Change in Fund Balance</i>	(825)	(1,721)	(896)
<i>Fund Balance (Deficit) Beginning of Year</i>	8,263	8,263	-
Prior Year Encumbrances Appropriated	-	-	-
<i>Fund Balance (Deficit) End of Year</i>	<u>\$ 7,438</u>	<u>\$ 6,542</u>	<u>\$ (896)</u>

City of Rittman
Wayne County, Ohio

*Schedule of Revenues, Expenditures and Changes
in Fund Balance - Budget (Non-GAAP Basis) and Actual
Permissive Tax Fund
For the Year Ended December 31, 2020*

	Final Budget	Actual	Variance with Final Budget
Revenues	\$ -	\$ -	\$ -
Expenditures	-	-	-
<i>Excess of Revenues Over (Under) Expenditures</i>	-	-	-
<i>Fund Balance (Deficit) Beginning of Year</i>	10,528	10,528	-
Prior Year Encumbrances Appropriated	-	-	-
<i>Fund Balance (Deficit) End of Year</i>	\$ 10,528	\$ 10,528	\$ -

City of Rittman
Wayne County, Ohio

*Schedule of Revenues, Expenditures and Changes
in Fund Balance - Budget (Non-GAAP Basis) and Actual
Permissive Tax II Fund
For the Year Ended December 31, 2020*

	Final Budget	Actual	Variance with Final Budget
Revenues			
Intergovernmental	\$ 50,950	\$ 53,665	\$ 2,715
<i>Total Revenues</i>	<u>50,950</u>	<u>53,665</u>	<u>2,715</u>
Expenditures			
Current:			
Transportation			
Division of Street Maintenance			
Other than Personal Services	62,580	46,344	16,236
<i>Total Expenditures</i>	<u>62,580</u>	<u>46,344</u>	<u>16,236</u>
<i>Net Change in Fund Balance</i>	(11,630)	7,321	18,951
<i>Fund Balance (Deficit) Beginning of Year</i>	164,774	164,774	-
Prior Year Encumbrances Appropriated	708	708	-
<i>Fund Balance (Deficit) End of Year</i>	<u>\$ 153,852</u>	<u>\$ 172,803</u>	<u>\$ 18,951</u>

City of Rittman
Wayne County, Ohio

*Schedule of Revenues, Expenditures and Changes
in Fund Balance - Budget (Non-GAAP Basis) and Actual
Police Pension Fund
For the Year Ended December 31, 2020*

	Final Budget	Actual	Variance with Final Budget
Revenues			
Property and Other Local Taxes	\$ 24,930	\$ 25,572	\$ 642
Intergovernmental	3,990	3,992	2
<i>Total Revenues</i>	<u>28,920</u>	<u>29,564</u>	<u>644</u>
Expenditures			
Current:			
General Government			
Other than Personal Services	500	445	55
Security of Persons and Property			
Division of Police			
Personal Services	31,565	19,898	11,667
<i>Total Expenditures</i>	<u>32,065</u>	<u>20,343</u>	<u>11,722</u>
<i>Net Change in Fund Balance</i>	(3,145)	9,221	12,366
<i>Fund Balance (Deficit) Beginning of Year</i>	<u>24,560</u>	<u>24,560</u>	<u>-</u>
<i>Fund Balance (Deficit) End of Year</i>	<u>\$ 21,415</u>	<u>\$ 33,781</u>	<u>\$ 12,366</u>

City of Rittman
Wayne County, Ohio

*Schedule of Revenues, Expenditures and Changes
in Fund Balance - Budget (Non-GAAP Basis) and Actual
Law Enforcement and Education Fund
For the Year Ended December 31, 2020*

	Final Budget	Actual	Variance with Final Budget
Revenues			
Fines, Licenses and Permits	\$ 275	\$ 315	\$ 40
Expenditures	-	-	-
<i>Net Change in Fund Balance</i>	275	315	40
<i>Fund Balance (Deficit) Beginning of Year</i>	3,080	3,080	-
<i>Fund Balance (Deficit) End of Year</i>	\$ 3,355	\$ 3,395	\$ 40

City of Rittman
Wayne County, Ohio

*Schedule of Revenues, Expenditures and Changes
in Fund Balance - Budget (Non-GAAP Basis) and Actual
Law Enforcement Fund
For the Year Ended December 31, 2020*

	Final Budget	Actual	Variance with Final Budget
Revenues			
Fines, Licenses and Permits	\$ 5,000	\$ 10,152	\$ 5,152
<i>Total Revenues</i>	<u>5,000</u>	<u>10,152</u>	<u>5,152</u>
Expenditures			
Current:			
Security of Persons and Property			
Division of Police			
Personal Services	4,585	2,427	2,158
Other than Personal Services	400	-	400
Total Division of Emergency Services	<u>4,985</u>	<u>2,427</u>	<u>2,558</u>
<i>Total Expenditures</i>	<u>4,985</u>	<u>2,427</u>	<u>2,558</u>
<i>Net Change in Fund Balance</i>	15	7,725	7,710
<i>Fund Balance (Deficit) Beginning of Year</i>	<u>12,716</u>	<u>12,716</u>	<u>-</u>
<i>Fund Balance (Deficit) End of Year</i>	<u>\$ 12,731</u>	<u>\$ 20,441</u>	<u>\$ 7,710</u>

City of Rittman
Wayne County, Ohio

*Schedule of Revenues, Expenditures and Changes
in Fund Balance - Budget (Non-GAAP Basis) and Actual
Continuing Professional Training
For the Year Ended December 31, 2020*

	Final Budget	Actual	Variance with Final Budget
Revenues			
Intergovernmental	\$ 3,900	\$ -	\$ (3,900)
<i>Total Revenues</i>	<u>3,900</u>	<u>-</u>	<u>(3,900)</u>
Expenditures			
Current:			
Security of Persons and Property			
Division of Police			
Personal Services	2,650	-	2,650
<i>Total Expenditures</i>	<u>2,650</u>	<u>-</u>	<u>2,650</u>
<i>Net Change in Fund Balance</i>	1,250	-	(1,250)
<i>Fund Balance (Deficit) Beginning of Year</i>	<u>806</u>	<u>806</u>	<u>-</u>
<i>Fund Balance (Deficit) End of Year</i>	<u>\$ 2,056</u>	<u>\$ 806</u>	<u>\$ (1,250)</u>

City of Rittman
Wayne County, Ohio

*Schedule of Revenues, Expenditures and Changes
in Fund Balance - Budget (Non-GAAP Basis) and Actual
Education and Recreation Assistance Fund
For the Year Ended December 31, 2020*

	Final Budget	Actual	Variance with Final Budget
Revenues	\$ -	\$ -	\$ -
Expenditures	-	-	-
<i>Net Change in Fund Balance</i>	-	-	-
<i>Fund Balance (Deficit) Beginning of Year</i>	5,612	5,612	-
<i>Fund Balance (Deficit) End of Year</i>	\$ 5,612	\$ 5,612	\$ -

City of Rittman
Wayne County, Ohio

*Schedule of Revenues, Expenditures and Changes
in Fund Balance - Budget (Non-GAAP Basis) and Actual
SAFER Grant
For the Year Ended December 31, 2020*

	Final Budget	Actual	Variance with Final Budget
Revenues			
Intergovernmental	\$ 189,154	\$ 130,547	\$ (58,607)
<i>Total Revenues</i>	<u>189,154</u>	<u>130,547</u>	<u>(58,607)</u>
Expenditures			
Current:			
Security of Persons and Property			
Division of Emergency Services			
Personal Services	233,860	178,855	55,005
Other than Personal Services	27,500	19,812	7,688
Total Division of Emergency Services	<u>261,360</u>	<u>198,667</u>	<u>62,693</u>
<i>Total Expenditures</i>	<u>261,360</u>	<u>198,667</u>	<u>62,693</u>
<i>Excess of Revenues Over (Under) Expenditures</i>	<u>(72,206)</u>	<u>(68,120)</u>	<u>4,086</u>
Other Financing Sources (Uses)			
Advances In	58,800	58,800	-
Transfers In	43,027	43,027	-
<i>Total Other Financing Sources (Uses)</i>	<u>101,827</u>	<u>101,827</u>	<u>-</u>
<i>Net Change in Fund Balance</i>	29,621	33,707	4,086
<i>Fund Balance (Deficit) Beginning of Year</i>	(19,888)	(19,888)	-
Prior Year Encumbrances Appropriated	7,225	7,225	-
<i>Fund Balance (Deficit) End of Year</i>	<u>\$ 16,958</u>	<u>\$ 21,044</u>	<u>\$ 4,086</u>

City of Rittman
Wayne County, Ohio

*Schedule of Revenues, Expenditures and Changes
in Fund Balance - Budget (Non-GAAP Basis) and Actual
Debt Retirement Fund
For the Year Ended December 31, 2020*

	Final Budget	Actual	Variance with Final Budget
Revenues	\$ -	\$ -	\$ -
Expenditures			
Debt Service:			
Principal Retirement	125,250	123,125	2,125
Interest and Fiscal Charges	4,243	4,243	-
<i>Total Expenditures</i>	<u>129,493</u>	<u>127,368</u>	<u>2,125</u>
<i>Excess of Revenues Over (Under) Expenditures</i>	<u>(129,493)</u>	<u>(127,368)</u>	<u>2,125</u>
Other Financing Sources (Uses)			
Transfers In	<u>129,493</u>	<u>129,493</u>	<u>-</u>
<i>Net Change in Fund Balance</i>	-	2,125	2,125
<i>Fund Balance (Deficit) Beginning of Year</i>	<u>64,185</u>	<u>64,185</u>	<u>-</u>
<i>Fund Balance (Deficit) End of Year</i>	<u>\$ 64,185</u>	<u>\$ 66,310</u>	<u>\$ 2,125</u>

City of Rittman
Wayne County, Ohio
Schedule of Revenues, Expenditures and Changes
in Fund Balance - Budget (Non-GAAP Basis) and Actual
Cemetery Endowment Fund
For the Year Ended December 31, 2020

	Final Budget	Actual	Variance with Final Budget
Revenues			
Charges for Services	\$ 6,460	\$ 8,875	\$ 2,415
Expenditures			
Current:			
General Government			
Public Health Services			
Capital Outlay	23,000	6,850	16,150
<i>Total Expenditures</i>	23,000	6,850	16,150
<i>Net Change in Fund Balance</i>	(16,540)	2,025	18,565
<i>Fund Balance (Deficit) Beginning of Year</i>	48,879	48,879	-
Prior Year Encumbrances Appropriated	-	-	-
<i>Fund Balance (Deficit) End of Year</i>	\$ 32,339	\$ 50,904	\$ 18,565

City of Rittman
Wayne County, Ohio
Schedule of Revenues, Expenditures and Changes
in Fund Balance - Budget (Non-GAAP Basis) and Actual
DARE Fund
For the Year Ended December 31, 2020

	Final Budget	Actual	Variance with Final Budget
Revenues			
Contributions and Donations	\$ 1,718	\$ 2,382	\$ 664
<i>Total Revenues</i>	<u>1,718</u>	<u>2,382</u>	<u>664</u>
Expenditures			
Current:			
Security of Persons and Property			
Division of Police			
Other than Personal Services	1,718	965	753
<i>Total Expenditures</i>	<u>1,718</u>	<u>965</u>	<u>753</u>
<i>Net Change in Fund Balance</i>	-	1,417	1,417
<i>Fund Balance (Deficit) Beginning of Year</i>	-	-	-
Prior Year Encumbrances Appropriated	-	-	-
<i>Fund Balance (Deficit) End of Year</i>	<u>\$ -</u>	<u>\$ 1,417</u>	<u>\$ 1,417</u>

City of Rittman
Wayne County, Ohio

*Schedule of Revenues, Expenditures and Changes
in Fund Balance - Budget (Non-GAAP Basis) and Actual
Police Association Fund
For the Year Ended December 31, 2020*

	Final Budget	Actual	Variance with Final Budget
Revenues			
Contributions and Donations	\$ 5,425	\$ 5,445	\$ 20
<i>Total Revenues</i>	<u>5,425</u>	<u>5,445</u>	<u>20</u>
Expenditures			
Current:			
Security of Persons and Property Division of Police Other than Personal Services	<u>5,275</u>	<u>3,541</u>	<u>1,734</u>
<i>Net Change in Fund Balance</i>	150	1,904	1,754
<i>Fund Balance (Deficit) Beginning of Year</i>	-	-	-
Prior Year Encumbrances Appropriated	<u>-</u>	<u>-</u>	<u>-</u>
<i>Fund Balance (Deficit) End of Year</i>	<u>\$ 150</u>	<u>\$ 1,904</u>	<u>\$ 1,754</u>

City of Rittman
Wayne County, Ohio
Schedule of Revenues, Expenses and Changes
in Net Position - Budget (Non-GAAP Basis) and Actual
Water Fund
For the Year Ended December 31, 2020

	Final Budget	Actual	Variance with Final Budget
Revenues			
Charges for Services	1,069,295	\$ 1,068,941	\$ (354)
Other	-	986	986
<i>Total Revenues</i>	<u>1,069,295</u>	<u>1,069,927</u>	<u>632</u>
Expenses			
Basic Utility Service			
Office of Superintendent			
Personal Services	171,977	129,961	42,016
Other than Personal Services	268,541	242,762	25,779
Capital Outlay	8,290	8,289	1
Total Office of Superintendent	<u>448,808</u>	<u>381,012</u>	<u>67,796</u>
Division of Water Treatment			
Personal Services	115,260	110,303	4,957
Other than Personal Services	118,622	56,421	62,201
Total Division of Water Treatment	<u>233,882</u>	<u>166,724</u>	<u>67,158</u>
Division of Water Distribution			
Personal Services	113,500	105,216	8,284
Other than Personal Services	35,773	28,227	7,546
Capital Outlay	598,747	298,643	300,104
Total Division of Water Distribution	<u>748,020</u>	<u>432,086</u>	<u>315,934</u>
Total Basic Utility Services	<u>1,430,710</u>	<u>979,822</u>	<u>450,888</u>
Debt Service:			
Principal Retirement	131,222	115,611	15,611
Interest and Fiscal Charges	10,913	10,913	-
Total Debt Service	<u>142,135</u>	<u>126,524</u>	<u>15,611</u>
<i>Total Expenses</i>	<u>1,572,845</u>	<u>1,106,346</u>	<u>466,499</u>
<i>Excess of Revenues Over (Under) Expenses</i>	<u>(503,550)</u>	<u>(36,419)</u>	<u>467,131</u> <i>(continued)</i>

City of Rittman
Wayne County, Ohio
Schedule of Revenues, Expenses and Changes
in Net Position - Budget (Non-GAAP Basis) and Actual
Water Fund
For the Year Ended December 31, 2020

	Final Budget	Actual	Variance with Final Budget
Other Financing Sources (Uses)			
Intergovernmental	9,593	18,417	8,824
Issuance of OPWC Loan	-	3,600	3,600
Issuance of OWDA Loan	329,000	-	(329,000)
<i>Total Other Financing Sources (Uses)</i>	<u>338,593</u>	<u>22,017</u>	<u>(316,576)</u>
<i>Net Change in Net Position</i>	(164,957)	(14,402)	150,555
<i>Net Position (Deficit) Beginning of Year</i>	179,092	179,092	-
Prior Year Encumbrances Appropriated	<u>288,749</u>	<u>288,749</u>	<u>-</u>
<i>Net Position (Deficit) End of Year</i>	<u>\$ 302,884</u>	<u>\$ 453,439</u>	<u>\$ 150,555</u>

City of Rittman
Wayne County, Ohio
Schedule of Revenues, Expenses and Changes
in Net Position - Budget (Non-GAAP Basis) and Actual
Sewer Fund
For the Year Ended December 31, 2020

	Final Budget	Actual	Variance with Final Budget
Revenues			
Charges for Services	1,021,195	\$ 1,151,627	130,432
Other	120	6,531	6,411
<i>Total Revenues</i>	<u>1,021,315</u>	<u>1,158,158</u>	<u>136,843</u>
Expenses			
Basic Utility Service			
Office of Superintendent			
Personal Services	197,135	120,079	77,056
Other than Personal Services	349,669	321,145	28,524
Total Office of Superintendent	<u>546,804</u>	<u>441,224</u>	<u>105,580</u>
Division of Sewer Maintenance			
Personal Services	161,860	118,691	43,169
Other than Personal Services	141,967	85,648	56,319
Capital Outlay	14,200	3,150	11,050
Total Department of Sewer Maintenance	<u>318,027</u>	<u>207,489</u>	<u>110,538</u>
Division of Wastewater Treatment			
Personal Services	117,065	111,290	5,775
Other than Personal Services	10,313	6,929	3,384
Capital Outlay	192,846	148,054	44,792
Total Division of Wastewater Treatment	<u>320,224</u>	<u>266,273</u>	<u>53,951</u>
Total Basic Utility Services	<u>1,185,055</u>	<u>914,986</u>	<u>270,069</u>
Debt Service:			
Principal Retirement	228,904	203,183	25,721
Interest and Fiscal Charges	2,188	2,188	-
Total Debt Service	<u>231,092</u>	<u>205,371</u>	<u>25,721</u>
<i>Total Expenses</i>	<u>1,416,147</u>	<u>1,120,357</u>	<u>295,790</u>
<i>Excess of Revenues Over (Under) Expenses</i>	<u>(394,832)</u>	<u>37,801</u>	<u>432,633</u>
Other Financing Sources (Uses)			
Intergovernmental	10,527	15,264	4,737
<i>Net Change in Net Position</i>	(384,305)	53,065	437,370
<i>Net Position (Deficit) Beginning of Year</i>	1,552,454	1,552,454	-
Prior Year Encumbrances Appropriated	90,419	90,419	-
<i>Net Position (Deficit) End of Year</i>	<u>\$ 1,258,568</u>	<u>\$ 1,695,938</u>	<u>\$ 437,370</u>

City of Rittman
Wayne County, Ohio
Schedule of Revenues, Expenses and Changes
in Net Position - Budget (Non-GAAP Basis) and Actual
Solid Waste Fund
For the Year Ended December 31, 2020

	Final Budget	Actual	Variance with Final Budget
Revenues			
Charges for Services	\$ 514,375	\$ 461,273	\$ (53,102)
<i>Total Revenues</i>	<u>514,375</u>	<u>461,273</u>	<u>(53,102)</u>
Expenses			
Basic Utility Service			
Division of Solid Waste			
Personal Services	71,330	41,929	29,401
Other than Personal Services	437,420	435,141	2,279
<i>Total Expenses</i>	<u>508,750</u>	<u>477,070</u>	<u>31,680</u>
<i>Excess of Revenues Over (Under) Expenses</i>	<u>5,625</u>	<u>(15,797)</u>	<u>(21,422)</u>
Other Financing Sources (Uses)			
Intergovernmental	11,136	10,573	(563)
<i>Net Change in Net Position</i>	16,761	(5,224)	(21,985)
<i>Net Position (Deficit) Beginning of Year</i>	360,874	360,874	-
Prior Year Encumbrances Appropriated	1,000	1,000	-
<i>Net Position (Deficit) End of Year</i>	<u>\$ 378,635</u>	<u>\$ 356,650</u>	<u>\$ (21,985)</u>

City of Rittman
Wayne County, Ohio
Schedule of Revenues, Expenses and Changes
in Net Position - Budget (Non-GAAP Basis) and Actual
Storm Sewer Fund
For the Year Ended December 31, 2020

	Final Budget	Actual	Variance with Final Budget
Revenues			
Charges for Services	\$ 168,310	\$ 168,550	\$ 240
Expenses			
Transportation			
Division of Storm Sewer			
Other than Personal Services	405,883	376,245	29,638
Capital Outlay	495,891	-	495,891
<i>Total Expenses</i>	<u>901,774</u>	<u>376,245</u>	<u>525,529</u>
<i>Excess of Revenues Over (Under) Expenses</i>	<u>(237,573)</u>	<u>(207,695)</u>	<u>29,878</u>
Other Financing Sources (Uses)			
Intergovernmental	110,931	42,346	(68,585)
Proceeds of OPWC Loan	499,000	-	(499,000)
<i>Net Change in Net Position</i>	(126,642)	(165,349)	(38,707)
<i>Net Position (Deficit) Beginning of Year</i>	157,481	157,481	-
Prior Year Encumbrances Appropriated	66,254	66,254	-
<i>Net Position (Deficit) End of Year</i>	<u>\$ 97,093</u>	<u>\$ 58,386</u>	<u>\$ (38,707)</u>



STATISTICAL SECTION

Statistical Section

This part of the City of Rittman, Wayne County's comprehensive annual financial report presents detailed information as a context for understanding what the information in the financial statements, note disclosures, and required supplementary information says about the City's overall financial health.

Contents

Page(s)

Financial Trends

These schedules contain trend information to help the reader understand how the City's financial performance and well-being have changed over time.

S-2 - S-11

Revenue Capacity

These schedules contain information to help the reader assess the City's most significant local revenue source, the property tax, and the municipal income tax.

S-12 - S-15

Debt Capacity

These schedules present information to help the reader assess the affordability of the City's current levels of outstanding debt and the City's ability to issue additional debt in the future.

S-16 - S-22

Economic and Demographic Information

These schedules offer economic and demographic indicators to help the reader understand how the information in the City's financial report relates to the services the City provides and the activities it performs.

S-23 - S-24

Operating Information

These schedules contain service and infrastructure data to help the reader understand how the information in the City's financial report relates to the service the City provides and the activities it performs.

S-25 - S-30

Sources: Unless otherwise noted, the information in these schedules is derived from the comprehensive annual financial reports for the relevant year.

NOTE:

In 2013, the City established the solid waste fund in the business-type activities. The activity was previously recorded in governmental activities and prior year amounts have not been adjusted to reflect the change.

With the implementation of GASB 68 in 2015, the calculation of pension expense has changed; however, government-wide expenses for 2014 and prior years were not restated to reflect this change.

With the implementation of GASB 75 in 2018, the calculation of OPEB expense has changed; however, government-wide expenses for 2017 and prior years were not restated to reflect this change.

City of Rittman
Wayne County, Ohio
Net Position By Component (\$000 omitted)
Last Ten Years
(Accrual Basis of Accounting)

	<u>2020</u>	<u>2019</u>	<u>2018</u>	<u>2017</u>
Governmental Activities				
Invested in Capital Assets,				
Net Investment in Capital Assets	\$ 6,833	\$ 5,510	\$ 5,541	\$ 5,355
Restricted	2,046	1,388	1,642	1,766
Unrestricted	<u>(2,305)</u>	<u>(2,614)</u>	<u>(3,219)</u>	<u>(1,142)</u>
<i>Total Governmental Activities Net Position</i>	<u>\$ 6,574</u>	<u>\$ 4,284</u>	<u>\$ 3,964</u>	<u>\$ 5,979</u>
Business Type - Activities				
Invested in Capital Assets,				
Net Investment in Capital Assets	\$ 10,871	\$ 10,845	\$ 10,902	\$ 10,698
Unrestricted	<u>1,793</u>	<u>1,459</u>	<u>1,452</u>	<u>1,805</u>
<i>Total Business-Type Activities Net Position</i>	<u>\$ 12,664</u>	<u>\$ 12,304</u>	<u>\$ 12,354</u>	<u>\$ 12,503</u>
Primary Government				
Invested in Capital Assets,				
Net Investment in Capital Assets	\$ 17,704	\$ 16,355	\$ 16,443	\$ 16,053
Restricted	2,046	1,388	1,642	1,766
Unrestricted	<u>(512)</u>	<u>(1,155)</u>	<u>(1,767)</u>	<u>663</u>
<i>Total Primary Government Net Position</i>	<u>\$ 19,238</u>	<u>\$ 16,588</u>	<u>\$ 16,318</u>	<u>\$ 18,482</u>

2016	Restated 2015	2014	2013	2012	2011
\$ 5,621	\$ 5,276	\$ 5,068	\$ 5,062	\$ 5,054	\$ 4,631
1,815	1,739	1,806	1,699	1,575	1,670
(887)	(887)	(1,253)	894	1,059	973
<u>\$ 6,549</u>	<u>\$ 6,128</u>	<u>\$ 5,621</u>	<u>\$ 7,655</u>	<u>\$ 7,688</u>	<u>\$ 7,274</u>
\$ 10,583	\$ 10,328	\$ 10,084	\$ 9,963	\$ 9,838	\$ 9,020
1,403	1,460	1,590	1,851	1,691	1,990
<u>\$ 11,986</u>	<u>\$ 11,788</u>	<u>\$ 11,674</u>	<u>\$ 11,814</u>	<u>\$ 11,529</u>	<u>\$ 11,010</u>
\$ 16,204	\$ 15,604	\$ 15,152	\$ 15,025	\$ 14,892	\$ 13,651
1,815	1,739	1,806	1,699	1,575	1,670
516	573	337	2,745	2,750	2,963
<u>\$ 18,535</u>	<u>\$ 17,916</u>	<u>\$ 17,295</u>	<u>\$ 19,469</u>	<u>\$ 19,217</u>	<u>\$ 18,284</u>

City of Rittman
Wayne County, Ohio
Changes in Net Position (\$000 Omitted)
Last Ten Years
(Accrual Basis of Accounting)

	2020	2019	2018	2017
Program Revenues				
Governmental Activities:				
Charges for Services:				
General Government	\$ 134	\$ 143	\$ 168	\$ 92
Security of Persons and Property	236	214	187	342
Public Health	45	43	41	14
Leisure Time Services	103	172	172	70
Basic Utility Service	-	-	-	-
Transportation	-	-	-	20
Charges for Services	<u>518</u>	<u>572</u>	<u>568</u>	<u>538</u>
Operating Grants and Contributions	1,348	753	458	479
Capital Grants and Contributions	<u>1,904</u>	<u>71</u>	<u>313</u>	<u>205</u>
<i>Total Governmental Activities Program Revenues</i>	<u>3,770</u>	<u>1,396</u>	<u>1,339</u>	<u>1,222</u>
Business-Type Activities:				
Charges for Services:				
Water	1,085	1,022	890	825
Sewer	1,164	1,226	1,220	1,249
Solid Waste	497	418	405	406
Storm Sewer	185	98	98	97
Charges for Services	<u>2,931</u>	<u>2,764</u>	<u>2,613</u>	<u>2,577</u>
Operating Grants and Contributions	-	-	-	-
Operating Grants and Contributions	67	10	9	26
Capital Grants and Contributions	<u>-</u>	<u>160</u>	<u>123</u>	<u>-</u>
<i>Total Business-Type Activities Program Revenues</i>	<u>2,998</u>	<u>2,934</u>	<u>2,745</u>	<u>2,603</u>
<i>Total Primary Government Program Revenues</i>	<u>6,768</u>	<u>4,330</u>	<u>4,084</u>	<u>3,825</u>
Expenses				
Governmental Activities:				
General Government	751	804	604	655
Security of Persons and Property	2,699	1,812	2,472	2,228
Public Health	118	150	112	109
Leisure Time Services	658	739	630	649
Basic Utility Service	-	-	-	-
Transportation	900	919	751	791
Interest and Fiscal Charges	46	41	18	29
<i>Total Governmental Activities Expenses</i>	<u>5,172</u>	<u>4,465</u>	<u>4,587</u>	<u>4,461</u>
Business-Type Activities				
Water	908	1,066	892	888
Sewer	1,103	1,370	1,301	1,143
Solid Waste	538	441	407	345
Storm Sewer	145	85	29	74
<i>Total Business-Type Activities Expenses</i>	<u>2,694</u>	<u>2,962</u>	<u>2,629</u>	<u>2,450</u>
<i>Total Primary Government Program Expenses</i>	<u>7,866</u>	<u>7,427</u>	<u>7,216</u>	<u>6,911</u>

2016	2015	2014	2013	2012	2011
\$ 147	\$ 317	\$ 360	\$ 362	\$ 370	\$ 310
255	262	237	245	187	236
49	36	35	36	37	41
167	159	159	181	208	235
-	-	-	-	183	460
-	-	-	-	-	-
618	774	791	824	985	1,282
520	407	427	461	421	419
578	155	246	28	432	41
1,716	1,336	1,464	1,313	1,838	1,742
670	541	519	538	561	514
1,257	1,312	1,260	1,252	1,336	1,292
407	470	439	454	271	-
96	-	-	-	-	-
2,430	2,323	2,218	2,244	2,168	1,806
37	25	13	28	102	159
-	165	126	-	-	-
2,467	2,513	2,357	2,272	2,270	1,965
4,183	3,849	3,821	3,585	4,108	3,707
905	627	679	608	597	662
1,805	1,692	1,725	1,728	1,613	1,692
78	97	82	113	104	97
616	582	591	524	495	497
-	-	-	1	143	412
679	649	714	481	658	609
18	22	47	36	41	48
4,101	3,669	3,838	3,491	3,651	4,017
856	891	1,004	948	873	791
1,057	1,105	1,083	1,043	1,100	1,063
382	422	359	378	235	-
2	-	-	-	-	-
2,297	2,418	2,446	2,369	2,208	1,854
6,398	6,087	6,284	5,860	5,859	5,871

City of Rittman
Wayne County, Ohio
Changes in Net Position (\$000 Omitted)
Last Ten Years
(Accrual Basis of Accounting)

	2020	2019	2018	2017
Net (Expense)/Revenue				
Governmental Activities	\$ (1,402)	\$ (3,069)	\$ (3,248)	\$ (3,239)
Business-Type Activities	304	(28)	116	153
<i>Total Primary Government Net Expense</i>	<u>(1,098)</u>	<u>(3,097)</u>	<u>(3,132)</u>	<u>(3,086)</u>
General Revenues and Other Changes in Net Position				
Governmental Activities				
Taxes:				
Property and Other Local Taxes Levied For:				
General Purposes	373	360	434	273
Police, Fire and Emergency Services	319	317	306	310
Income Taxes Levied for:				
General Purposes	1,502	1,545	1,451	1,516
Capital Outlay	501	515	484	505
Grants and Entitlements not Restricted to				
Specific Programs	404	383	388	341
Investment Income	164	155	63	36
Gain (Loss) on Sale of Capital Assets	-	-	-	-
Miscellaneous	437	99	44	36
Transfers	(9)	-	(90)	-
<i>Total Governmental Activities</i>	<u>3,691</u>	<u>3,374</u>	<u>3,080</u>	<u>3,017</u>
Business-Type Activities				
Income Taxes levied for:				
Water Utility Services	-	-	-	-
Miscellaneous	47	52	26	16
Transfers	9	-	90	-
<i>Total Business-Type Activities</i>	<u>56</u>	<u>52</u>	<u>116</u>	<u>16</u>
<i>Total Primary Government General Revenues and Other Changes in Net Position</i>	<u>3,747</u>	<u>3,426</u>	<u>3,196</u>	<u>3,033</u>
Change in Net Position				
Governmental Activities	2,289	305	(168)	(222)
Business-Type Activities	360	24	232	169
<i>Total Primary Government Change in Net Position</i>	<u>\$ 2,649</u>	<u>\$ 329</u>	<u>\$ 64</u>	<u>\$ (53)</u>

2016	2015	2014	2013	2012	2011
\$ (2,385)	\$ (2,333)	\$ (2,374)	\$ (2,178)	\$ (1,813)	\$ (2,275)
170	95	(89)	(97)	62	111
(2,215)	(2,238)	(2,463)	(2,275)	(1,751)	(2,164)
338	347	285	380	369	366
302	273	207	297	272	266
1,379	1,357	873	801	810	664
470	454	403	401	405	332
285	337	321	353	374	525
24	37	29	14	29	31
-	-	-	-	5	-
8	35	56	19	11	47
-	-	-	-	(35)	-
2,806	2,840	2,174	2,265	2,240	2,231
-	6	401	401	332	332
27	12	11	11	20	20
-	-	-	-	-	-
27	18	412	412	352	352
2,833	2,858	2,586	2,677	2,592	2,583
421	507	(200)	87	427	(44)
197	113	323	315	414	463
\$ 618	\$ 620	\$ 123	\$ 402	\$ 841	\$ 419

City of Rittman
Wayne County, Ohio
Fund Balances of Governmental Funds (\$000 omitted)
Last Ten Years
(Modified Accrual Basis of Accounting)

	2020	2019	2018	2017
General Fund				
Nonspendable	\$ 25	\$ 3	\$ 2	\$ 1
Committed	23	18	12	7
Assigned	37	211	58	204
Unassigned	2,052	1,106	940	768
Total General Fund	<u>2,137</u>	<u>1,338</u>	<u>1,012</u>	<u>980</u>
All Other Governmental Funds				
Nonspendable	22	-	-	-
Restricted	1,590	1,063	1,218	1,295
Unassigned	-	-	-	-
Total All Other Governmental Funds	<u>1,612</u>	<u>1,063</u>	<u>1,218</u>	<u>1,295</u>
Total Governmental Funds	<u>\$ 3,749</u>	<u>\$ 2,401</u>	<u>\$ 2,230</u>	<u>\$ 2,275</u>

Note: The City implemented GASB 84 in 2019 that changed the classification of fund balance.
Prior year amounts were not updated to reflect this change.

2016	2015	Restated 2014	2013	2012	2011
\$ 2	\$ 2	\$ 16	\$ 17	\$ 21	\$ 22
19	14	9	1	6	6
96	21	245	292	259	219
744	646	197	442	517	535
861	683	467	752	803	782
-	-	10	10	9	15
1,345	1,267	1,259	1,234	1,027	1,295
-	-	-	-	(8)	-
1,345	1,267	1,269	1,244	1,028	1,310
\$ 2,206	\$ 1,950	\$ 1,736	\$ 1,996	\$ 1,831	\$ 2,092

City of Rittman
Wayne County, Ohio
Changes in Fund Balances of Governmental Funds (\$000 omitted)
Last Ten Years
(Modified Accrual Basis of Accounting)

	2020	2019	2018	2017
Revenues				
Taxes	\$ 2,735	\$ 2,745	\$ 2,619	\$ 2,619
Charges for Services	456	531	503	482
Fines, Licenses and Permits	44	57	63	58
Intergovernmental	2,897	1,046	1,100	874
Special Assessments	43	30	91	147
Investment Income	165	155	64	36
Contributions and Donations	38	68	1	2
Other	437	94	43	36
<i>Total Revenues</i>	<u>6,815</u>	<u>4,726</u>	<u>4,484</u>	<u>4,254</u>
Expenditures				
Current:				
General Government	668	568	508	569
Security of Persons and Property	2,073	2,092	1,924	1,787
Public Health	108	115	96	95
Leisure Time Activities	582	462	451	461
Basic Utility Services	-	-	-	-
Transportation	588	576	426	508
Capital Outlay	1,312	777	979	621
Debt Service:				
Principal Retirement	212	184	235	242
Interest and Fiscal Charges	45	41	18	28
<i>Total Expenditures</i>	<u>5,588</u>	<u>4,815</u>	<u>4,637</u>	<u>4,311</u>
<i>Excess of Revenues Over (Under) Expenditures</i>	<u>1,227</u>	<u>(89)</u>	<u>(153)</u>	<u>(57)</u>
Other Financing Sources (Uses)				
Bonds Issued	-	-	-	-
Issuance of Loans	-	-	-	14
Issuance of Notes	-	-	-	-
Inception of Capital Lease	131	240	198	112
Issuance of Refunding Bonds	-	-	-	-
Proceeds from Sale of Capital Assets	-	4	-	-
Payment to Refunded Bond Escrow Agent	-	-	-	-
Transfers In	348	382	304	222
Transfers Out	(357)	(382)	(394)	(222)
<i>Total Other Financing Sources (Uses)</i>	<u>122</u>	<u>244</u>	<u>108</u>	<u>126</u>
<i>Net Change in Fund Balances</i>	<u>\$ 1,349</u>	<u>\$ 155</u>	<u>\$ (45)</u>	<u>\$ 69</u>
Debt Service as a Percentage of Noncapital Expenditures	7.3%	5.1%	6.6%	7.1%

	2016	2015	2014	2013	2012	2011
\$	2,528	\$ 2,306	\$ 1,764	\$ 1,857	\$ 1,716	\$ 1,612
	535	725	710	753	989	1,225
	41	44	42	48	36	33
	1,263	960	916	820	1,099	955
	69	50	75	122	14	18
	25	37	29	14	29	34
	59	-	-	19	4	5
	12	35	55	17	16	45
	<u>4,532</u>	<u>4,157</u>	<u>3,591</u>	<u>3,650</u>	<u>3,903</u>	<u>3,927</u>
	445	611	618	660	549	648
	1,735	1,918	1,659	1,922	1,593	1,504
	95	94	87	121	125	96
	472	458	474	461	439	423
	-	-	-	1	143	412
	394	517	443	379	1,186	557
	931	380	451	25	-	6
	193	166	146	107	99	94
	20	22	34	37	41	45
	<u>4,285</u>	<u>4,166</u>	<u>3,912</u>	<u>3,713</u>	<u>4,175</u>	<u>3,785</u>
	<u>247</u>	<u>(9)</u>	<u>(321)</u>	<u>(63)</u>	<u>(272)</u>	<u>142</u>
	-	-	40	-	-	-
	7	85	7	227	-	-
	-	111	-	-	-	-
	-	-	-	-	-	-
	-	-	645	-	-	-
	1	27	22	1	11	-
	-	-	(638)	-	-	-
	189	182	154	164	135	198
	<u>(189)</u>	<u>(182)</u>	<u>(154)</u>	<u>(164)</u>	<u>(135)</u>	<u>(198)</u>
	<u>8</u>	<u>223</u>	<u>76</u>	<u>228</u>	<u>11</u>	<u>-</u>
\$	<u>255</u>	<u>\$ 214</u>	<u>\$ (245)</u>	<u>\$ 165</u>	<u>\$ (261)</u>	<u>\$ 142</u>
	5.9%	5.5%	4.9%	4.6%	4.1%	3.7%

City of Rittman
Wayne County, Ohio
Assessed Valuation and Estimated Actual Values of Taxable Property
Last Ten Years

Collection Year	Real Property			Tangible Personal Property	
	Assessed Value		Estimated Actual Value	Public Utility	
	Residential/ Agricultural	Commercial Industrial/PU		Assessed Value	Estimated Actual Value
2020	\$ 82,306,800	\$ 12,252,190	\$ 270,168,543	\$ 4,647,490	\$ 5,281,239
2019	80,215,060	12,368,520	264,524,514	3,243,790	3,686,125
2018	80,191,190	12,045,350	263,532,971	3,115,240	3,540,045
2017	76,382,510	12,016,990	252,570,000	3,008,490	3,418,739
2016	75,756,340	12,416,860	251,923,429	2,583,900	2,936,250
2015	75,688,930	12,370,770	251,599,143	2,501,350	2,842,443
2014	76,848,840	15,099,800	262,710,400	2,386,220	2,711,614
2013	76,880,660	14,895,610	262,217,914	2,188,940	2,487,432
2012	76,732,240	15,069,240	262,289,943	1,901,800	2,161,136
2011	82,363,310	12,266,040	270,369,571	1,794,390	2,039,080

Real property is reappraised every six years with a State mandated update of the current market value in the third year following each reappraisal.

The assessed value of real property (including public utility real property) is 35 percent of estimated true value. The assessed value of public utility personal property ranges from 25 percent of true value for railroad property to 88 percent for electric transmission and distribution property. General business tangible personal property was assessed in previous years at 25 percent for machinery and equipment and 23 percent for inventories. General business tangible personal property tax is being phased out beginning in 2006. For collection year 2009 and beyond both types of general business tangible personal property were assessed at zero percent.

The tangible personal property values associated with each year are the values that, when multiplied by the applicable rates, generated the property tax revenue billed in that year. For real property, the amounts generated by multiplying the assessed values by the applicable rates would be reduced by the 10%, 2 1/2% and homestead exemptions before being billed. Beginning in the 2006 collection year, the 10% rollback for commercial/industrial property has been eliminated.

Note: The County does not identify delinquent collections by the year for which the tax was levied.

Sources: Wayne and Medina County Auditors, Ohio Department of Taxation

<u>Tangible Personal Property</u>					
<u>General Business</u>			<u>Total</u>		
<u>Assessed Value</u>	<u>Estimated Actual Value</u>	<u>Assessed Value</u>	<u>Estimated Actual Value</u>	<u>Weighted Average Tax Rate</u>	
\$ -	\$ -	\$ 99,206,480	\$ 275,449,781	36.02%	
-	-	95,827,370	268,210,639	35.73%	
-	-	95,351,780	267,073,017	35.70%	
-	-	91,407,990	255,988,739	35.71%	
-	-	90,757,100	254,859,679	35.61%	
-	-	90,561,050	254,441,586	35.59%	
-	-	94,334,860	265,422,014	35.54%	
-	-	93,965,210	264,705,346	35.50%	
72,830	1,456,600	93,776,110	265,907,679	35.43%	
72,830	1,165,280	96,496,570	273,573,931	35.27%	

City of Rittman
Wayne County, Ohio
Property Tax Rates - Direct and Overlapping Governments
(Per \$1,000 of Assessed Valuation)
Last Ten Years

Collection Year	City of Rittman Direct Rates					Overlapping Rates				
	General Fund	Fire	Ambulance & E.M.S.	Police Pension Fund	Total City	Wayne County	Milton Township	Rittman Exempted Village School District	Special District	Total Direct & Overlapping Rates
2020	3.40	1.00	2.30	0.30	7.00	10.60	0.50	62.00	6.85	86.95
2019	3.40	1.00	2.30	0.30	7.00	10.25	0.00	62.85	6.85	86.95
2018	3.40	1.00	2.30	0.30	7.00	10.25	0.00	63.15	6.90	87.30
2017	3.40	1.00	2.30	0.30	7.00	10.25	0.00	63.20	6.80	87.25
2016	3.40	1.00	2.30	0.30	7.00	10.25	0.00	63.50	7.05	87.80
2015	3.40	1.00	2.30	0.30	7.00	9.25	0.50	63.70	4.85	85.30
2014	3.40	1.00	2.30	0.30	7.00	9.25	0.50	63.35	4.85	84.95
2013	3.40	1.00	2.30	0.30	7.00	9.25	0.50	63.35	4.85	84.95
2012	3.50	1.00	2.30	0.30	7.10	9.25	0.50	63.35	7.10	87.30
2011	3.50	1.00	2.30	0.30	7.10	9.25	0.50	63.35	7.10	87.30

Source: Wayne County, Ohio; County Auditor

City of Rittman
Wayne County, Ohio
Income Tax Revenue Base and Collections (Cash Basis)
Last Ten Years

<u>Tax Year</u>	<u>Tax Rate</u>	<u>Total Tax Collected</u>	<u>Taxes from Withholding</u>	<u>Percentage of Taxes from Withholding</u>	<u>Taxes From Net Profits</u>	<u>Percentage of Taxes from Net Profits</u>	<u>Taxes From Individuals</u>	<u>Percentage of Taxes from Individuals</u>
2020	1.5%	\$ 1,988,627	\$ 1,248,966	62.81%	\$ 182,385	9.17%	\$ 557,276	28.02%
2019	1.5%	2,067,916	1,198,506	57.96%	265,959	12.86%	603,452	29.18%
2018	1.5%	1,994,959	1,193,680	59.83%	232,400	11.65%	568,880	28.52%
2017	1.5%	1,886,993	1,114,300	59.05%	175,126	9.28%	597,567	31.67%
2016	1.5%	2,004,023	1,072,113	53.50%	222,396	11.10%	709,515	35.50%
2015	1.5%	1,709,817	1,016,827	59.47%	161,332	9.44%	531,658	31.09%
2014	1.5%	1,617,106	943,777	58.36%	134,922	8.34%	538,407	33.29%
2013	1.5%	1,596,239	940,392	58.91%	125,714	7.88%	530,133	33.21%
2012	1.5%	1,463,098	934,132	63.85%	155,728	10.64%	373,238	25.51%
2011	1.5%	1,309,294	899,890	68.73%	65,964	5.04%	343,440	26.23%

Source: City of Rittman; Department of Budget and Finance; Income Tax Division

Note: The City is prohibited by statute from presenting information regarding individual taxpayers.

City of Rittman
Wayne County, Ohio
Ratio of Outstanding Debt By Type
Total Personal Income and Debt Per Capita
Last Ten Years

Year	Governmental Activities				
	General Obligation Bonds	OPWC Loans	Loans	Notes Payable	Capital Leases
2020	\$ 40,000	\$ 68,000	\$ 35,000	\$ -	\$ 439,921
2019	161,000	70,125	35,000	-	398,051
2018	282,000	74,375	35,000	-	217,296
2017	402,000	78,625	73,708	18,976	71,715
2016	517,000	82,875	97,564	63,353	-
2015	627,000	85,000	127,587	106,970	-
2014	732,000	-	163,796	21,000	-
2013	776,000	-	220,000	-	-
2012	865,000	-	-	-	11,133
2011	954,000	-	-	-	21,722

- (1) Details regarding the City's outstanding debt can be found in Note 12 in the basic financial statements
(2) Includes internal bonds
(3) See Demographic and Economic Statistics for population and personal income data.

Source: City Records

Business-Type Activities							
Revenue Bonds	General Obligation Bonds	OPWC Loans	OWDA Loans	Capital Leases	Total Debt	Percentage of Personal Income	Per Capita
\$ -	\$ 385,000	\$ 731,364	\$ 1,408	\$ 85,128	\$ 1,785,821	1.42%	275
-	592,503	664,705	-	107,380	2,028,764	1.62%	313
-	793,922	490,197	-	72,502	1,965,292	1.57%	303
-	999,270	521,419	-	-	2,165,713	1.73%	334
-	1,188,556	394,150	-	-	2,343,498	1.87%	361
801,900	868,000	415,266	-	-	3,031,723	2.42%	467
831,400	965,500	267,257	-	-	2,980,953	2.38%	459
859,400	1,027,500	284,248	-	-	3,167,148	2.53%	488
886,100	1,109,000	301,239	133,002	-	3,305,474	2.64%	509
931,500	1,130,000	309,735	389,249	-	3,736,206	2.98%	576

City of Rittman
Wayne County, Ohio
Ratio of Outstanding Debt to
Assessed Value and Net Bonded Debt Per Capita
Last Ten Years

Year	General Obligation Bonds (1)	Resources Available for Repayment	Net General Bonded Debt	Percentage of Actual Taxable Value of Property	Per Capita
2020	\$ 425,000	\$ 66,310	\$ 358,690	0.13%	55.26
2019	753,503	64,185	689,318	0.26%	106.20
2018	1,075,922	10,435	1,065,487	0.40%	164.15
2017	1,401,270	10,435	1,390,835	0.54%	214.27
2016	1,705,556	10,435	1,695,121	0.67%	261.15
2015	1,495,000	12,560	1,482,440	0.58%	228.38
2014	1,697,500	12,263	1,685,237	0.63%	259.63
2013	1,803,500	1,300	1,802,200	0.68%	277.65
2012	1,974,000	-	1,974,000	0.75%	304.11
2011	2,084,000	(2,061,041)	4,145,041	0.75%	638.58

Source: The City of Rittman, Wayne and Medina County Auditor

(1) Details regarding the City's outstanding debt can be found in Note 12 in the basic financial statements

**City of Rittman
Wayne County, Ohio**

*Computation of Direct and Overlapping Governmental Activities Debt
December 31, 2020*

Jurisdiction	Governmental Activities Debt Outstanding	Percentage Applicable to City (1)	Amount Applicable to City
Direct:			
City of Rittman	\$ 40,000	100.00%	\$ 40,000
<i>Total Direct Debt</i>	<u>40,000</u>		<u>40,000</u>
Overlapping:			
Chippewa Local School District	14,790,000	1.13%	167,127
Norwayne Local School District	6,846,179	0.13%	8,900
Rittman Exempted Village School District	4,530,577	86.13%	3,902,186
Wayne County, Ohio	3,680,000	3.15%	115,920
Wayne Public Library	2,879,840	2.62%	75,452
Medina County, Ohio	9,045,000	0.07%	6,332
Medina County Public Library	<u>8,590,000</u>	0.03%	<u>2,577</u>
<i>Total Overlapping Debt</i>	<u>50,361,596</u>		<u>4,278,494</u>
Total	<u>\$ 50,401,596</u>		<u>\$ 4,318,494</u>

Source: Ohio Municipal Advisory Council

(1) Percentages were determined by dividing the assessed valuation of the portion of the political subdivision located within the City by the total assessed value of the subdivision.

(2) The County percentage will be used for the Library.

City of Rittman
Wayne County, Ohio
Legal Debt Margin
Last Ten Years

	2020	2019	2018	2017
Total Assessed Property Value	\$ 99,196,380	\$ 95,827,370	\$ 95,351,780	\$ 91,407,990
Overall Legal Debt Limit (10 ½ % of Assessed Valuation)	\$ 10,415,620	\$ 10,061,874	\$ 10,011,937	\$ 9,597,839
Debt Outstanding:				
General Obligation Bonds	425,000	753,503	1,075,922	1,401,270
Revenue Bonds	-	-	-	-
OPWC Loans	799,364	734,830	564,572	600,044
OWDA Loans	1,408	-	-	-
Loans	35,000	35,000	35,000	73,708
Notes	-	-	-	18,976
Total Gross Indebtedness	1,260,772	1,523,333	1,675,494	2,093,998
Less:				
Revenue Bonds	-	-	-	-
OPWC Loans	(799,364)	(734,830)	(564,572)	(600,044)
OWDA Loans	(1,408)	-	-	-
Loans	(35,000)	(35,000)	(35,000)	(73,708)
Notes	-	-	-	(18,976)
Amount Available in Bond Retirement Fund	(66,310)	(64,185)	(10,435)	(10,435)
Total Net Debt Applicable to Debt Limit	358,690	689,318	1,065,487	1,390,835
Legal Debt Margin Within 10 ½ % Limitations	\$ 10,056,930	\$ 9,372,556	\$ 8,946,450	\$ 8,207,004
Legal Debt Margin as a Percentage of the Debt Limit	96.56%	93.15%	89.36%	85.51%
Unvoted Debt Limitation (5 ½ % of Assessed Valuation)	\$ 5,455,801	\$ 5,270,505	\$ 5,244,348	\$ 5,027,439
Total Gross Indebtedness	1,260,772	1,523,333	1,675,494	2,093,998
Less:				
Revenue Bonds	-	-	-	-
OPWC Loans	(799,364)	(734,830)	(564,572)	(600,044)
OWDA Loans	(1,408)	-	-	-
Loans	(35,000)	(35,000)	(35,000)	(73,708)
Notes	-	-	-	(18,976)
Amount Available in Bond Retirement Fund	(66,310)	(64,185)	(10,435)	(10,435)
Net Debt Within 5 ½ % Limitations	358,690	689,318	1,065,487	1,390,835
Unvoted Legal Debt Margin Within 5 ½ % Limitations	\$ 5,097,111	\$ 4,581,187	\$ 4,178,861	\$ 3,636,604
Unvoted legal Debt Margin as a Percentage of the Unvoted Debt Limitation	93.43%	86.92%	79.68%	72.34%

Source: City Financial Records

2016	2015	2014	2013	2012	2011
<u>\$ 90,757,100</u>	<u>\$ 90,561,050</u>	<u>\$ 94,334,860</u>	<u>\$ 93,965,210</u>	<u>\$ 93,703,280</u>	<u>\$ 96,496,570</u>
<u>\$ 9,529,496</u>	<u>\$ 9,508,910</u>	<u>\$ 9,905,160</u>	<u>\$ 9,866,347</u>	<u>\$ 9,838,844</u>	<u>\$ 10,132,140</u>
1,705,556	1,495,000	1,697,500	1,803,500	1,974,000	2,084,000
-	801,900	831,400	859,400	886,100	931,500
477,025	500,266	267,257	284,248	301,239	309,735
-	-	-	-	133,002	389,249
97,564	127,587	163,796	220,000	-	-
63,353	106,970	21,000	-	-	-
<u>2,343,498</u>	<u>3,031,723</u>	<u>2,980,953</u>	<u>3,167,148</u>	<u>3,294,341</u>	<u>3,714,484</u>
-	(801,900)	(831,400)	(859,400)	(886,100)	(931,500)
(477,025)	(500,266)	(267,257)	(284,248)	(301,239)	(309,735)
-	-	-	-	(133,002)	(389,249)
(97,564)	(127,587)	(163,796)	(220,000)	-	-
(63,353)	(106,970)	(21,000)	-	-	-
(10,435)	(12,560)	(12,263)	(1,300)	-	(22,959)
<u>1,695,121</u>	<u>1,482,440</u>	<u>1,685,237</u>	<u>1,802,200</u>	<u>1,974,000</u>	<u>2,061,041</u>
<u>\$ 7,834,375</u>	<u>\$ 8,026,470</u>	<u>\$ 8,219,923</u>	<u>\$ 8,064,147</u>	<u>\$ 7,864,844</u>	<u>\$ 8,071,099</u>
82.21%	84.41%	82.99%	81.73%	79.94%	79.66%
<u>\$ 4,991,641</u>	<u>\$ 4,980,858</u>	<u>\$ 5,188,417</u>	<u>\$ 5,168,087</u>	<u>\$ 5,153,680</u>	<u>\$ 5,307,311</u>
2,343,498	3,031,723	2,980,953	3,167,148	3,294,341	3,714,484
-	(801,900)	(831,400)	(859,400)	(886,100)	(931,500)
(477,025)	(500,266)	(267,257)	(284,248)	(301,239)	(309,735)
-	-	-	-	(133,002)	(389,249)
(97,564)	(127,587)	(163,796)	(220,000)	-	-
(63,353)	(106,970)	(21,000)	-	-	-
(10,435)	(12,560)	(12,263)	(1,300)	-	(22,959)
<u>1,695,121</u>	<u>1,482,440</u>	<u>1,685,237</u>	<u>1,802,200</u>	<u>1,974,000</u>	<u>2,061,041</u>
<u>\$ 3,296,520</u>	<u>\$ 3,498,418</u>	<u>\$ 3,503,180</u>	<u>\$ 3,365,887</u>	<u>\$ 3,179,680</u>	<u>\$ 3,246,270</u>
66.04%	70.24%	67.52%	65.13%	61.70%	61.17%

City of Rittman
Wayne County, Ohio

*Schedules of Ratio of Annual Debt Service Expenditures for General Bonded Debt to
Total General Governmental Expenditures and Revenue Bond Coverage (\$000 omitted)
Last Ten Years*

	2020	2019	2018	2017	2016	2015	2014	2013	2012	2011
<u>General Bonded Debt</u>										
Debt Service	\$ 221	\$ 216	\$ 220	\$ 200	\$ 200	\$ 166	\$ 146	\$ 107	\$ 100	\$ 94
General Governmental Expenditures	5,588	4,815	4,638	4,312	4,285	4,166	3,912	3,713	4,175	3,785
Ratio of Debt Service to General Governmental Expenditures	3.95	4.49	4.74	4.64	4.67	3.98	3.73	2.88	2.40	2.48
<u>Revenue Bond Coverage</u>										
Sewer										
Direct Revenue	1,164	1,226	1,220	1,249	1,257	1,311	1,268	1,252	1,335	1,292
Operating expense (1)	791	1,056	977	845	760	792	851	701	775	738
Net available	373	170	243	404	497	519	417	551	560	554
Principal	-	-	-	-	802	30	28	27	45	84
Interest	-	-	-	-	25	43	44	45	48	52
Total Debt Service	-	-	-	-	827	73	72	72	93	136
Coverage	0.00	0.00	0.00	0.00	0.60	7.11	5.79	7.65	6.02	4.07

Source: City Financial Records
(1) Excludes depreciation

City of Rittman
Wayne County, Ohio
Principal Employers
2020 and 2011

Employer	Industry	2020		2011		Rank	Percentage of Total City W-2's processed
		Number of W-2's processed	Rank	Number of W-2's processed	Rank		
Morton International, Inc.	Salt Mines	270	1	6.69%	283	1	9.02%
J O Plastics, Inc.	Plastics	259	2	6.42%	244	2	7.79%
Rittman Board of Education	Education	232	3	5.75%	180	3	5.75%
City of Rittman	Municipal Government	177	4	4.38%	123	4	3.93%
Embassy Autumnwood	Nursing Home	135	5	3.34%	85	5	2.71%
Laria Chevrolet Buick	Automobile Dealership	83	6	2.06%	48	8	1.53%
Mull Iron	Metal Fabricating	75	7	1.86%	0	-	0.00%
PEC Management-Burger King	Food Service	59	8	1.46%	51	7	1.63%
Rittman IGA	Grocery Store	48	9	1.19%	0	-	0.00%
Premier Pontiac	Automobile Dealership	47	10	1.16%	0	-	0.00%
Unilock Ohio, Inc.	Excavation	45	11	1.11%	0	-	0.00%
Summa Health System	Health Care	41	12	1.02%	0	-	0.00%
BG's Main Event	Food Service	38	13	0.94%	64	6	2.04%
Pizza Hut	Food Service	38	14	0.94%	0	-	0.00%
Swiss Woodcraft, Inc.	Cabinet manufacturer	35	15	0.87%	0	-	0.00%
Bauman Orchard	Orchard	35	16	0.87%			0.00%
PEC Management - Burger King	Food Service				46	9	1.47%
All Creatures Veterinary, Inc	Veterinarian				43	10	1.37%
Total		<u>1,617</u>		<u>40.05%</u>	<u>1,167</u>		<u>37.25%</u>
Total W-2's Processed		<u>4,037</u>			<u>3,133</u>		

Source: City of Rittman

City of Rittman
Wayne County, Ohio
Demographic and Economic Statistics
Last Ten Years

Year	Population (1)	Total Personal Income (1) (000 omitted)	Personal Income Per Capita (1)	Median Family Income (1)	School Enrollment (2)	Unemployment Rate (3)			City Square Miles (4)
						Wayne County	Medina County	State of Ohio	
2020	6,506	\$ 168,596	\$ 25,914	\$ 48,698	894	3.6%	5.7%	5.6%	6.43
2019	6,491	125,413	19,321	43,837	1,034	3.1%	3.0%	4.2%	6.43
2018	6,491	125,413	19,321	43,837	1,088	3.8%	4.0%	4.5%	6.43
2017	6,491	125,413	19,321	43,837	1,088	3.8%	4.0%	4.5%	6.43
2016	6,491	125,413	19,321	43,837	1,098	3.9%	4.3%	4.8%	6.43
2015	6,491	125,413	19,321	43,837	1,123	3.8%	3.2%	4.7%	6.43
2014	6,491	125,413	19,321	43,837	1,145	3.8%	4.3%	4.7%	6.4
2013	6,491	125,413	19,321	43,837	1,111	5.8%	4.3%	6.6%	6.4
2012	6,491	125,413	19,321	43,837	1,155	5.6%	5.9%	7.0%	6.4
2011	6,491	125,413	19,321	43,837	1,140	7.7%	6.7%	8.6%	6.4

Sources:

- (1) U.S. Census 2010
- (2) Rittman Exempted Village School District Records
- (3) Ohio Bureau of Employment Services; Department of Labor, Bureau of Labor Statistics
Unemployment rate is not available for the City of Rittman.
- (4) City Records

**City of Rittman
Wayne County, Ohio**

*City Government Employees by Function/Program
Last Ten Years*

Function/Program	2020	2019	2018	2017	2016	2015	2014	2013	2012	2011
General Government										
City Council	3.00	3.00	3.00	3.00	3.00	3.00	3.00	3.00	3.00	3.00
Mayor	0.50	0.50	0.50	0.50	0.50	0.50	0.50	0.50	0.50	0.50
City Manager	1.00	1.00	1.00	1.00	1.00	1.00	1.00	1.00	1.00	1.00
Law	0.50	1.00	1.00	1.00	1.00	1.00	1.00	1.00	1.00	1.00
Finance	2.00	2.00	2.00	2.00	2.00	2.00	2.00	2.00	2.00	1.50
Tax	1.00	1.00	1.00	1.00	1.00	1.00	0.50	0.50	0.50	1.00
Administration	1.00	1.00	1.00	1.00	1.00	1.00	0.50	0.50	0.50	1.00
Security of Persons and Property										
Police	14.50	14.50	15.00	13.50	12.50	16.50	12.00	12.00	12.00	12.00
Police - School Guards	1.00	2.00	2.00	2.00	2.00	1.00	1.00	1.00	1.00	1.50
Police - Dispatchers	0.00	0.00	0.00	7.50	5.50	6.50	4.50	4.50	4.50	4.50
Police - Animal Wardens	0.00	1.00	1.00	1.00	0.50	0.50	0.50	0.50	0.50	0.50
Police - Records Clerk	1.00	1.00	0.00	0.00	0.00	0.00	0.00	0.00	0.00	0.00
Fire and EMS	24.50	25.50	14.50	14.00	15.50	14.50	11.50	11.50	11.50	12.00
Public Health Services										
Emergency Medical Services	0.00	0.00	18.50	22.00	15.50	18.00	14.50	14.50	14.50	15.00
Cemetery	1.00	1.00	1.00	1.00	1.00	1.00	1.50	1.50	1.50	1.50
Leisure Time Activities										
Recreation	15.50	16.00	22.00	22.00	16.50	17.50	13.00	13.00	13.00	10.50
Parks	2.00	2.00	2.00	2.00	2.00	2.00	1.50	1.50	1.50	1.50
Transportation										
Service	2.00	2.00	2.00	2.00	2.00	2.00	2.00	2.00	2.00	2.00
Street M&R	4.00	3.00	3.50	5.50	3.00	3.00	3.00	3.00	3.00	4.50
Basic Utility Services										
Solid Waste	0.00	0.00	0.00	0.00	0.00	0.00	1.00	1.00	1.00	0.00
Water	3.50	3.50	3.50	3.50	3.50	3.50	5.50	5.50	5.50	4.50
Waste Water	4.00	7.00	7.00	7.00	7.00	7.00	6.00	6.00	6.00	5.50
Totals:	<u>82.00</u>	<u>88.00</u>	<u>101.50</u>	<u>112.50</u>	<u>96.00</u>	<u>102.50</u>	<u>86.00</u>	<u>86.00</u>	<u>86.00</u>	<u>84.50</u>

Source: City Payroll Department Attendance Cards at Year End

Method: Using 1.00 for each full-time employee and 0.50 for each part-time

and seasonal employee at year end. Some employees are split between multiple functions/programs

City of Rittman
Wayne County, Ohio
Operating Indicators by Function/Program
Last Ten Years

Function/Program	2020	2019	2018	2017
General Government				
Council and Clerk				
Number of Ordinances Passed	35	32	30	32
Number of Resolutions Passed	24	23	16	13
Number of Planning Commission docket items	-	-	2	-
Zoning Board of Appeals docket items	-	10	13	2
Finance Department				
Number of checks/vouchers issued	1,752	2,322	1,855	1,757
Amount of checks written	\$ 7,182,365	\$ 7,636,317	\$ 7,447,937	\$ 6,579,811
Number of payroll checks issued	3,608	3,888	3,872	3,186
Interest earning for fiscal year (cash basis)	\$ 68,769	\$ 93,012	\$ 65,070	\$ 43,394
Number of receipts issued	2,126	2,257	2,224	2,678
General fund receipts (cash basis)	\$ 2,951,482	\$ 3,219,010	\$ 2,877,300	\$ 2,729,162
General fund expenditures (cash basis)	\$ 2,393,549	\$ 2,956,870	\$ 2,845,048	\$ 2,586,603
General fund cash balances	\$ 1,803,842	\$ 1,208,883	\$ 886,643	\$ 891,793
Income Tax Department				
Number of individual returns	3,129	2,507	3,869	3,976
Number of business returns	612	428	539	562
Number of business withholding accounts	668	604	588	566
Amount of penalties and interest collected	\$ 52,833	\$ 59,507	\$ 67,503	\$ 60,523
Civil Services				
Number of police entry tests administered	n/a	n/a	7	n/a
Number of dispatcher entry tests administered	n/a	n/a	n/a	n/a
Number of hires of Police Officers from certified lists	n/a	n/a	n/a	n/a
Number of hires of Dispatchers from certified lists	n/a	n/a	n/a	n/a
Building Department Indicators				
Number of zoning permits issued	119	118	84	101
Number of new housing permits issued	20	19	12	1
Estimated Value of Construction	\$ 7,687,160	\$ 3,081,933	\$ 1,771,351	\$ 322,000
Amount of Revenue generated from permits	\$ 11,230	\$ 4,922	\$ 1,995	\$ 2,289
Security of Persons and Property				
Police				
Total Calls for Services	7,664	7,524	7,954	8,965
Number of traffic citations issued	244	637	606	737
Number of parking citations issued	377	271	419	171
Number of criminal arrests	265	427	497	469
Number of accident reports completed	65	74	111	201
Injury accidents	7	13	4	12
Stolen vehicles	17	11	16	10
Incident reports	3,573	3,925	966	644
DUI arrests	15	7	14	35
Burglary	15	22	35	41
Thefts	100	139	229	193
Robberies	1	1	-	2
Homicides	-	n/a	n/a	n/a
Gasoline costs of fleet	\$ 24,327	\$ 27,728	\$ 27,298	\$ 15,692
Total calls handled through communication center	64,856	10,167	20,095	18,682
Fire/EMS				
EMS total runs	924	963	1,038	1,058
EMS transports	628	640	590	589
Ambulance billing collections (net)	\$ 216,715	\$ 197,171	\$ 183,806	\$ 161,895
Fire calls	152	142	170	157
Fires with loss	7	8	13	7
Fires with losses exceeding \$10K	1	2	3	1
Fire Losses	\$ 177,250	\$ 118,450	\$ 98,295	\$ 40,800
Fire safety inspections	4	10	12	20
Number of times mutual aid received for fire and EMS	16	5	17	23

2016	2015	2014	2013	2012	2011
43	33	35	26	37	31
3	19	27	23	25	23
1	-	1	1	-	-
7	3	5	1	3	5
1,829	1,948	1,934	1,923	1,724	1,847
\$ 7,469,596	\$ 7,052,567	\$ 6,241,435	\$ 6,056,147	\$ 7,205,354	\$ 5,889,329
3,828	3,714	3,441	3,052	3,158	3,309
\$ 33,803	\$ 32,085	\$ 23,328	\$ 27,968	\$ 32,385	\$ 43,921
2,090	2,217	2,283	2,435	2,374	2,447
\$ 2,804,179	\$ 2,483,530	\$ 2,177,530	\$ 2,222,883	\$ 2,457,148	\$ 2,707,878
\$ 2,563,397	\$ 2,376,894	\$ 2,358,006	\$ 2,311,190	\$ 2,431,428	\$ 2,763,070
\$ 742,399	\$ 494,733	\$ 372,272	\$ 547,405	\$ 635,711	\$ 569,260
3,825	3,582	3,607	3,468	3,451	3,532
481	444	442	418	437	409
506	514	531	484	493	495
\$ 47,837	\$ 37,334	\$ 36,753	\$ 29,635	\$ 35,036	\$ 31,264
19	n/a	n/a	n/a	n/a	n/a
n/a	n/a	n/a	n/a	n/a	n/a
1	n/a	n/a	n/a	n/a	n/a
n/a	n/a	n/a	n/a	n/a	n/a
94	64	50	49	65	60
4	7	3	6	8	9
\$ 600,000	\$ 2,157,344	\$ 1,332,618	\$ 1,663,818	\$ 2,477,301	\$ 1,727,841
\$ 2,556	\$ 3,425	\$ 2,082	\$ 5,646	\$ 2,743	\$ 3,040
8,711	7,880	8,786	9,759	8,902	10,189
417	304	390	288	228	264
206	262	206	233	210	342
338	475	381	317	464	423
84	96	105	107	115	122
10	7	10	10	12	9
14	5	6	8	5	3
740	415	537	560	546	597
17	11	10	14	26	20
34	19	64	87	46	63
105	191	335	142	285	255
2	2	2	3	1	4
n/a	n/a	n/a	n/a	n/a	n/a
\$ 15,854	\$ 18,368	\$ 32,171	\$ 29,535	\$ 31,450	\$ 29,876
17,379	14,558	15,124	14,670	13,836	13,652
1,024	1,025	882	913	910	961
680	671	610	598	571	646
\$ 196,554	\$ 188,943	\$ 175,521	\$ 201,529	\$ 181,390	\$ 190,899
174	196	165	137	165	160
8	8	5	2	6	5
3	-	-	2	2	3
\$ 118,725	\$ 37,435	\$ 8,200	\$ 96,000	\$ 50,000	\$ 206,000
10	20	11	31	21	15
39	20	22	22	28	31

City of Rittman
Wayne County, Ohio
Operating Indicators by Function/Program
Last Ten Years

Function/Program	2020	2019	2018	2017
Public Health and Welfare				
Cemetery Burials	26	48	41	40
Cemetery cremations	18	13	5	7
Cemetery sale of lots	36	39	34	16
Cemetery receipts	\$ 50,114	\$ 50,581	\$ 48,282	\$ 41,788
Leisure Time Activities				
Recreation				
Recreation Center membership receipts	\$ 70,105	\$ 106,897	\$ 111,500	\$ 126,626
Recreation Center Silver Sneaker receipts	\$ 18,543	\$ 32,483	\$ 34,464	\$ 34,470
Recreation Center rental receipts	\$ 3,678	\$ 18,518	\$ 13,296	\$ 11,173
Recreation Center program receipts	\$ 9,007	\$ 16,952	\$ 18,587	\$ 16,759
Recreation Center miscellaneous receipts	\$ 458	\$ 9,702	\$ 8,676	\$ 1,124
Total Recreation Department receipts	\$ 101,791	\$ 184,552	\$ 186,523	\$ 190,152
Transportation				
Crackseal Coating Program - Annual Cost	\$ 33,190	\$ 33,525	\$ -	\$ 15,025
Paint Striping - Annual Cost	\$ 12,186	\$ -	\$ -	\$ 11,525
Leaf collection - disposal costs	\$ 1,000	\$ 1,000	\$ 3,400	\$ 1,000
Cost of salt purchased	\$ 28,671	\$ 71,450	\$ 25,451	\$ 29,893
Water Department				
Water rates per 1st 300 Cu ft of water used	\$ 19	\$ 17	\$ 16	\$ 14
Annual total of utility accounts billed	31,446	31,141	30,925	30,753
Annual total Water Collections Billed	\$ 1,030,717	\$ 934,328	\$ 850,801	\$ 715,691
Avg. water billed monthly (Gallons)	15,510	14,945	15,129	14,244
Total water collections annually (Including P&I)	\$ 1,059,701	\$ 1,000,026	\$ 885,999	\$ 750,779
Waste Water Department				
Waste water rates per 1st 300 Cu ft of water used	\$ 23	\$ 23	\$ 25	\$ 26
Annual total sewer collections billed	\$ 974,365	\$ 974,573	\$ 929,541	\$ 1,066,444
Total sewer collections annually	\$ 1,073,282	\$ 1,042,619	\$ 1,080,704	\$ 1,103,742

Source: City of Rittman

(1) Information prior to 2002 is not available

2016	2015	2014	2013	2012	2011
39	31	37	37	42	45
14	12	9	5	11	6
37	36	34	37	29	56
\$ 49,102	\$ 36,312	\$ 35,078	\$ 38,509	\$ 3,162	\$ 47,180
\$ 123,609	\$ 111,647	\$ 121,412	\$ 135,960	\$ 157,405	\$ 165,794
\$ 35,025	\$ 32,618	\$ 30,863	\$ 28,533	\$ 24,280	\$ -
\$ 14,936	\$ 13,846	\$ 14,241	\$ 17,409	\$ 16,747	\$ 18,398
\$ 21,918	\$ 25,470	\$ 17,244	\$ 16,788	\$ 34,414	\$ 45,424
\$ 2,669	\$ 3,705	\$ 946	\$ 11,259	\$ 4,700	\$ 10,254
\$ 198,157	\$ 187,286	\$ 184,706	\$ 209,949	\$ 237,546	\$ 239,870
\$ -	\$ -	\$ 15,457	\$ 2,156	\$ 7,695	\$ 11,333
\$ 13,312	\$ 11,274	\$ 14,163	\$ -	\$ 11,766	\$ 11,766
\$ 1,000	\$ 1,000	\$ 1,000	\$ 1,000	\$ -	\$ 1,000
\$ 24,622	\$ 28,282	\$ 24,864	\$ 28,089	\$ 17,321	\$ 18,312
\$ 13	\$ 10	\$ 10	\$ 10	\$ 10	\$ 10
30,708	30,377	30,047	30,182	30,017	30,017
\$ 626,304	\$ 497,809	\$ 497,743	\$ 514,778	\$ 519,310	\$ 485,910
13,637	13,406	13,233	14,733	15,252	13,546
\$ 64,453	\$ 526,738	\$ 524,260	\$ 538,343	\$ 542,819	\$ 488,740
\$ 27	\$ 27	\$ 27	\$ 27	\$ 23	\$ 23
\$ 1,123,587	\$ 1,196,523	\$ 1,196,500	\$ 1,193,740	\$ 1,273,560	\$ 1,256,262
\$ 1,274,560	\$ 1,292,919	\$ 1,264,988	\$ 1,268,189	\$ 1,314,473	\$ 1,310,780

City of Rittman
Wayne County, Ohio
Capital Assets Statistics by Function/Program
Last Ten Years

Function/Program	2020	2019	2018	2017	2016	2015	2014	2013	2012	2011
General Government										
Number of Buildings	1	1	1	1	1	1	1	1	1	1
Administrative Vehicles	1	1	1	1	1	1	1	1	1	1
Safety - Police/Fire										
Stations	1	1	1	1	1	1	1	1	1	1
Vehicles - Police	8	8	8	10	10	10	10	10	10	10
Vehicles - Fire	6	6	6	8	8	8	8	8	7	7
Emergency Medical Services										
Stations	1	1	1	1	1	1	1	1	1	1
Vehicles	4	4	4	4	4	4	4	4	4	4
Recreation										
Number of Buildings	1	1	1	1	1	1	1	1	1	1
Number of Shelters/Pavilions	3	3	3	3	3	3	3	3	3	3
Number of Parks	12	12	12	12	12	12	12	12	12	12
Number of Pools	1	1	1	1	1	1	1	1	1	1
Number of Baseball Diamonds	8	8	8	8	8	8	8	8	8	8
Number of Skateboarding Areas	-	-	-	-	-	-	-	-	-	-
Number of Tot Lots	9	9	9	9	9	9	9	9	9	9
Vehicles	-	-	-	-	-	-	-	-	-	1
Transportation										
Number of Buildings	2	2	2	2	2	2	2	2	2	2
Salt Building	1	1	1	1	1	1	1	1	1	1
Streets (Center Lane Miles)	41	41	41	41	41	41	41	41	41	41
Storm Sewers (Miles)	19	19	19	19	19	19	19	19	19	19
Service Vehicles	8	8	8	11	11	11	11	11	11	11
Public Health and Welfare										
Number of Buildings	1	1	1	1	1	1	1	1	1	1
Service Vehicles	1	1	1	1	1	1	1	1	1	1
Water										
Treatment Plant	1	1	1	1	1	1	1	1	1	1
Pole Building	1	1	1	1	1	1	1	1	1	1
Water Lines (Miles)	44	44	44	44	44	44	44	44	44	44
Vehicles	5	5	5	5	5	5	5	5	4	3
Waste Water										
Treatment Plant	1	1	1	1	1	1	1	1	1	1
Sanitary Sewers (Miles)	39	39	39	39	39	39	39	39	39	39
Vehicles	9	9	9	5	5	5	5	5	5	5

Source: City of Rittman's capital asset records

OHIO AUDITOR OF STATE KEITH FABER



CITY OF RITTMAN

WAYNE COUNTY

AUDITOR OF STATE OF OHIO CERTIFICATION

This is a true and correct copy of the report, which is required to be filed pursuant to Section 117.26, Revised Code, and which is filed in the Office of the Ohio Auditor of State in Columbus, Ohio.



Certified for Release 8/26/2021

88 East Broad Street, Columbus, Ohio 43215
Phone: 614-466-4514 or 800-282-0370

This report is a matter of public record and is available online at
www.ohioauditor.gov