

CITY OF WILLOUGHBY  
LAKE COUNTY, OHIO

*SINGLE AUDIT*

FOR THE YEAR ENDED  
DECEMBER 31, 2020



Rea & associates

[www.reacpa.com](http://www.reacpa.com)



OHIO AUDITOR OF STATE  
KEITH FABER



88 East Broad Street  
Columbus, Ohio 43215  
IPAReport@ohioauditor.gov  
(800) 282-0370

Members of Council  
City of Willoughby  
One Public Square  
Willoughby, Ohio 44094

We have reviewed the *Independent Auditor's Report* of the City of Willoughby, Lake County, prepared by Rea & Associates, Inc., for the audit period January 1, 2020 through December 31, 2020. Based upon this review, we have accepted these reports in lieu of the audit required by Section 117.11, Revised Code. The Auditor of State did not audit the accompanying financial statements and, accordingly, we are unable to express, and do not express an opinion on them.

Our review was made in reference to the applicable sections of legislative criteria, as reflected by the Ohio Constitution, and the Revised Code, policies, procedures and guidelines of the Auditor of State, regulations and grant requirements. The City of Willoughby is responsible for compliance with these laws and regulations.

A handwritten signature in black ink that reads "Keith Faber".

Keith Faber  
Auditor of State  
Columbus, Ohio

July 27, 2021

**This page intentionally left blank.**

**City of Willoughby**  
**Lake County, Ohio**  
*Table of Contents*  
*December 31, 2020*

	<i>Page</i>
Independent Auditor’s Report on Internal Control over Financial Reporting and on Compliance and Other Matters Based on an Audit of Financial Statements Performed in Accordance with <i>Government Auditing Standards</i> .....	1
Independent Auditor’s Report on Compliance for Each Major Federal Program; Report on Internal Control over Compliance; and Report on the Schedule of Expenditures of Federal Awards Required by the Uniform Guidance .....	3
Schedule of Expenditures of Federal Awards .....	6
Notes to the Schedule of Expenditures of Federal Awards.....	7
Schedule of Findings and Questioned Costs.....	8

**This page intentionally left blank.**

**INDEPENDENT AUDITOR'S REPORT ON INTERNAL CONTROL OVER FINANCIAL REPORTING AND ON COMPLIANCE AND OTHER MATTERS BASED ON AN AUDIT OF FINANCIAL STATEMENTS PERFORMED IN ACCORDANCE WITH *GOVERNMENT AUDITING STANDARDS***

To the Members of Council  
City of Willoughby  
Lake County, Ohio  
One Public Square  
Willoughby, OH 44094

We have audited, in accordance with the auditing standards generally accepted in the United States of America and the standards applicable to financial audits contained in *Government Auditing Standards* issued by the Comptroller General of the United States, the financial statements of the governmental activities, the business-type activities, each major fund, and the aggregate remaining fund information of the City of Willoughby, Lake County, Ohio (the City) as of and for the year ended December 31, 2020, and the related notes to the financial statements, which collectively comprise the City's basic financial statements, and have issued our report thereon dated June 21, 2021, in which we noted the City restated beginning net position and fund balances to account for the implementation of GASB Statement No. 84, *Fiduciary Activities*.

**Internal Control over Financial Reporting**

In planning and performing our audit of the financial statements, we considered the City's internal control over financial reporting (internal control) as a basis for designing audit procedures that are appropriate in the circumstances for the purpose of expressing our opinions on the financial statements, but not for the purpose of expressing an opinion on the effectiveness of the City's internal control. Accordingly, we do not express an opinion on the effectiveness of the City's internal control.

A *deficiency in internal control* exists when the design or operation of a control does not allow management or employees, in the normal course of performing their assigned functions, to prevent, or detect and correct, misstatements on a timely basis. A *material weakness* is a deficiency, or a combination of deficiencies, in internal control, such that there is a reasonable possibility that a material misstatement of the entity's financial statements will not be prevented, or detected and corrected on a timely basis. A *significant deficiency* is a deficiency, or a combination of deficiencies, in internal control that is less severe than a material weakness, yet important enough to merit attention by those charged with governance.

Our consideration of internal control was for the limited purpose described in the first paragraph of this section and was not designed to identify all deficiencies in internal control that might be material weaknesses or significant deficiencies. Given these limitations, during our audit we did not identify any deficiencies in internal control that we consider to be material weaknesses. However, material weaknesses may exist that have not been identified.

**Compliance and Other Matters**

As part of obtaining reasonable assurance about whether the City's financial statements are free from material misstatement, we performed tests of its compliance with certain provisions of laws, regulations, contracts, and grant agreements, noncompliance with which could have a direct and material effect on the financial statements. However, providing an opinion on compliance with those provisions was not an objective of our audit, and accordingly, we do not express such an opinion. The results of our tests disclosed no instances of noncompliance or other matters that is required to be reported under *Government Auditing Standards*.

**Purpose of this Report**

The purpose of this report is solely to describe the scope of our testing of internal control and compliance and the results of that testing, and not to provide an opinion on the effectiveness of the entity's internal control or on compliance. This report is an integral part of an audit performed in accordance with *Government Auditing Standards* in considering the entity's internal control and compliance. Accordingly, this communication is not suitable for any other purpose.

*Rea & Associates, Inc.*

Rea & Associates, Inc.  
Medina, Ohio  
June 21, 2021



**INDEPENDENT AUDITOR’S REPORT ON COMPLIANCE FOR EACH MAJOR  
FEDERAL PROGRAM; REPORT ON INTERNAL CONTROL OVER COMPLIANCE;  
AND REPORT ON THE SCHEDULE OF EXPENDITURES OF  
FEDERAL AWARDS REQUIRED BY THE UNIFORM GUIDANCE**

To the Members of Council  
City of Willoughby  
Lake County, Ohio  
One Public Square  
Willoughby, OH 44094

**Report on Compliance for Each Major Federal Program**

We have audited the City of Willoughby’s, Lake County, Ohio (the “City”) compliance with the types of compliance requirements described in the *OMB Compliance Supplement* that could have a direct and material effect on each of the City’s major federal programs for the year ended December 31, 2020. The City’s major federal programs are identified in the summary of auditor’s results section of the accompanying schedule of findings and questioned costs.

**Management’s Responsibility**

Management is responsible for compliance with the federal statutes, regulations, and the terms and conditions of its federal awards applicable to its federal programs.

**Auditor’s Responsibility**

Our responsibility is to express an opinion on compliance for each of the City’s major federal programs based on our audit of the types of compliance requirements referred to above. We conducted our audit of compliance in accordance with auditing standards generally accepted in the United States of America; the standards applicable to financial audits contained in *Government Auditing Standards*, issued by the Comptroller General of the United States; and the audit requirements of Title 2 U.S. *Code of Federal Regulations Part 200, Uniform Administrative Requirements, Cost Principles, and Audit Requirements for Federal Awards* (Uniform Guidance). Those standards and the Uniform Guidance require that we plan and perform the audit to obtain reasonable assurance about whether noncompliance with the types of compliance requirements referred to above that could have a direct and material effect on a major federal program occurred. An audit includes examining, on a test basis, evidence about the City’s compliance with those requirements and performing such other procedures as we considered necessary in the circumstances.

We believe that our audit provides a reasonable basis for our opinion on compliance for each major federal program. However, our audit does not provide a legal determination of the City’s compliance.

**Opinion on Each Major Federal Program**

In our opinion, the City complied, in all material respects, with the types of compliance requirements referred to above that could have a direct and material effect on each of its major federal programs for the year ended December 31, 2020.

**Report on Internal Control over Compliance**

Management of the City is responsible for establishing and maintaining effective internal control over compliance with the types of compliance requirements referred to above. In planning and performing our audit of compliance, we considered the City's internal control over compliance with the types of requirements that could have a direct and material effect on each major federal program to determine the auditing procedures that are appropriate in the circumstances for the purpose of expressing an opinion on compliance for each major federal program and to test and report on internal control over compliance in accordance with the Uniform Guidance, but not for the purpose of expressing an opinion on the effectiveness of internal control over compliance. Accordingly, we do not express an opinion on the effectiveness of the City's internal control over compliance.

*A deficiency in internal control over compliance* exists when the design or operation of a control over compliance does not allow management or employees, in the normal course of performing their assigned functions, to prevent, or detect and correct, noncompliance with a type of compliance requirement of a federal program on a timely basis. *A material weakness in internal control over compliance* is a deficiency, or a combination of deficiencies, in internal control over compliance, such that there is a reasonable possibility that material noncompliance with a type of compliance requirement of a federal program will not be prevented, or detected and corrected, on a timely basis. *A significant deficiency in internal control over compliance* is a deficiency, or a combination of deficiencies, in internal control over compliance with a type of compliance requirement of a federal program that is less severe than a material weakness in internal control over compliance, yet important enough to merit attention by those charged with governance.

Our consideration of internal control over compliance was for the limited purpose described in the first paragraph of this section and was not designed to identify all deficiencies in internal control over compliance that might be material weaknesses or significant deficiencies. We did not identify any deficiencies in internal control over compliance that we consider to be material weaknesses. However, material weaknesses may exist that have not been identified.

The purpose of this report on internal control over compliance is solely to describe the scope of our testing of internal control over compliance and the results of that testing based on the requirements of the Uniform Guidance. Accordingly, this report is not suitable for any other purpose.

**Report on Schedule of Expenditures of Federal Awards Required by the Uniform Guidance**

We have audited the financial statements of the governmental activities, business-type activities, each major fund, and the aggregate remaining fund information of the City as of and for the year ended December 31, 2020, and the related notes to the financial statements, which collectively comprise the City's basic financial statements. We issued our report thereon dated June 21, 2021, which contained unmodified opinions on those financial statements, in which we noted the City restated beginning net position and fund balances to account for the implementation of GASB Statement No. 84, *Fiduciary Activities*. Our audit was conducted for the purpose of forming opinions on the financial statements that collectively comprise the basic financial statements. The accompanying schedule of expenditures of federal awards is presented for purposes of additional analysis as required by the Uniform Guidance and is not a required part of the financial statements. Such information is the responsibility of management and was derived from and relates directly to the underlying accounting and other records used to prepare the financial statements. The information has been subjected to the auditing procedures applied in the audit of the financial statements and certain additional procedures, including comparing and reconciling such information directly to the underlying accounting and other records used to prepare the financial statements or to the financial statements themselves, and other additional procedures in accordance with auditing standards generally accepted in the United States of America. In our opinion, the schedule of expenditures of federal awards is fairly stated in all material respects in relation to the financial statements as a whole.

*Rea & Associates, Inc.*

Rea & Associates, Inc.  
Medina, Ohio  
June 21, 2021

CITY OF WILLOUGHBY  
LAKE COUNTY, OHIO

SCHEDULE OF EXPENDITURES OF FEDERAL AWARDS  
FOR THE YEAR ENDED DECEMBER 31, 2020

FEDERAL GRANTOR <i>Pass Through Grantor</i> Program Title	Pass Through Entity Number	Federal CFDA Number	Disbursements	Subrecipients
<b>UNITED STATES DEPARTMENT OF HOUSING AND URBAN DEVELOPMENT</b>				
<i>Passed Through Lake County</i>				
CDBG-Entitlement Grants Cluster: Community Development Block Grant - Entitlement Grants	N/A	14.218	\$ 5,898	\$ -
Total CDBG-Entitlement Grants Cluster			<u>5,898</u>	<u>-</u>
Total United States Department of Housing and Urban Development			<u>5,898</u>	<u>-</u>
<b>UNITED STATES DEPARTMENT OF TRANSPORTATION</b>				
<i>Passed Through Ohio Department of Transportation</i>				
Highway Planning and Construction Cluster: Recreational Trails Program	PID #80982	20.219	443,343	-
Total Highway Planning and Construction Cluster			<u>443,343</u>	<u>-</u>
Total United States Department of Transportation			<u>443,343</u>	<u>-</u>
<b>UNITED STATES DEPARTMENT OF JUSTICE</b>				
<i>Direct</i>				
Bulletproof Vest Partnership	N/A	16.607	2,246	-
Crime Victim Assistance	N/A	16.575	<u>48,946</u>	<u>-</u>
Total United States Department of Justice			<u>51,192</u>	<u>-</u>
<b>UNITED STATES DEPARTMENT OF HOMELAND SECURITY</b>				
<i>Direct</i>				
Assistance to Firefighters Grant (2018)	2019-F8-GB01-P431	97.044	149,595	-
Assistance to Firefighters Grant (2019)	2020-F9-GB01-P431	97.044	<u>13,438</u>	<u>-</u>
Total United States Department of Homeland Security			<u>163,033</u>	<u>-</u>
<b>UNITED STATES DEPARTMENT OF TREASURY</b>				
<i>Passed through Ohio Department of Budget Management</i>				
Coronavirus Relief Fund -COVID 19	N/A	21.019	<u>2,940,217</u>	<u>-</u>
Total United States Department of Treasury OBM			<u>2,940,217</u>	<u>-</u>
<b>UNITED STATES DEPARTMENT OF HEALTH HUMAN SERVICES</b>				
<i>Direct</i>				
Provider Relief Fund-COVID 19	N/A	93.498	<u>25,488</u>	<u>-</u>
Total United States Department of Health Human Services			<u>25,488</u>	<u>-</u>
<b>TOTAL FEDERAL AWARDS EXPENDITURES</b>			<u>\$ 3,629,171</u>	<u>\$ -</u>

The accompanying notes are an integral part of this Schedule

**CITY OF WILLOUGHBY  
LAKE COUNTY, OHIO**

**NOTES TO THE SCHEDULE OF EXPENDITURES OF FEDERAL AWARDS  
FOR THE YEAR ENDED DECEMBER 31, 2020**

**NOTE A – BASIS OF PRESENTATION**

The accompanying schedule of expenditures of federal awards (the “Schedule”) includes the federal award activity of the City of Willoughby (City) under programs of the federal government for the year ended December 31, 2020. The information in this Schedule is presented in accordance with the requirements of Title 2 U.S. Code of Federal Regulations Part 200, Uniform Administrative Requirements, Cost Principles, and Audit Requirements for Federal Awards (Uniform Guidance). Because the Schedule presents only a selected portion of the operations of the City, it is not intended to and does not present the financial position, changes in net position, or cash flows of the City.

**NOTE B - SUMMARY OF SIGNIFICANT ACCOUNTING POLICIES**

Expenditures reported on the Schedule are reported on the cash basis of accounting. Such expenditures are recognized following the cost principles contained in the Uniform Guidance, wherein certain types of expenditures may or may not be allowable or may be limited as to reimbursement.

**NOTE C – INDIRECT COST RATE**

The City elected not to use the 10-percent de minimis indirect cost rate as allowed under the Uniform Guidance.

**NOTE D – MATCHING REQUIREMENTS**

Certain federal programs require that the City contribute non-federal funds (matching funds) to support the federally-funded programs. The City has met its matching requirements. The Schedule does not include the expenditure of non-federal matching funds.

**CITY OF WILLOUGHBY  
LAKE COUNTY, OHIO**

**SCHEDULE OF FINDINGS AND QUESTIONED COSTS  
2 CFR §200.515  
DECEMBER 31, 2020**

<b>1. SUMMARY OF AUDITOR'S RESULTS</b>
--

(d) (1) (i)	Type of Financial Statement Opinion	Unmodified
(d) (1) (ii)	Were there any material control weakness conditions reported at the financial statement level (GAGAS)?	No
(d) (1) (ii)	Were there any significant deficiencies reported at the financial statement level (GAGAS)?	None reported
(d) (1) (iii)	Was there any reported material non-compliance at the financial statement level (GAGAS)?	No
(d) (1) (iv)	Were there any material internal control weakness conditions reported for major federal programs?	No
(d) (1) (iv)	Were there any significant deficiencies in internal control reported for major federal programs?	None reported
(d) (1) (v)	Type of Major Programs' Compliance Opinion	Unmodified
(d) (1) (vi)	Any audit findings disclosed that are required to be reported in accordance with 2 CFR 200.516 (a)?	No
(d) (1) (vii)	Major Programs (list): Coronavirus Relief Fund-COVID 19	CFDA #21.019
(d) (1) (viii)	Dollar Threshold: Type A/B Programs	Type A: >\$750,000 Type B: > all others
(d) (1) (ix)	Low Risk Auditee under 2 CFR 200.520	No

<b>2. FINDINGS RELATED TO THE FINANCIAL STATEMENTS REQUIRED TO BE REPORTED IN ACCORDANCE WITH GAGAS</b>
---

NONE

<b>3. FINDINGS AND QUESTIONED COSTS FOR FEDERAL AWARDS</b>
--

NONE

CITY OF WILLOUGHBY, OHIO

# 2020

## COMPREHENSIVE ANNUAL FINANCIAL REPORT

For the year ended December 31, 2020



Picture provided by Caswell Visuals

**2020**

**COMPREHENSIVE ANNUAL  
FINANCIAL REPORT**

*for the year ended December 31, 2020*

---

*The City of*  
**Willoughby, Ohio**

---

Publication of the Comprehensive Annual Financial Report of the City of Willoughby has been made possible by the personnel of the Finance Department.

*Director of Finance*  
Diane C. Bosley, CPA

*Deputy Finance Director*  
Cherrilyn Hoffman

*Administrative Assistant*  
Mia A. Cook

*Finance Staff*  
Nancy Kukoleck  
Christine Pedersen  
Debbie Schreibman  
Patrick Trost



*The City of*  
**Willoughby, Ohio**  
**Comprehensive Annual Financial Report**  
*For the Year Ended December 31, 2020*

***TABLE OF CONTENTS***

**INTRODUCTORY SECTION**

Title Page with Staff .....	i
Table of Contents.....	ii
Letter of Transmittal .....	v
Organizational Chart.....	ix
List of Principal Officials .....	x
GFOA Certificate of Achievement .....	xi

**FINANCIAL SECTION**

Independent Auditor’s Report.....	1
Management’s Discussion and Analysis .....	5

***Basic Financial Statements:***

***Government-wide Financial Statements:***

Statement of Net Position .....	18
Statement of Activities .....	19

***Fund Financial Statements:***

Balance Sheet ~ Governmental Funds.....	20
Reconciliation of Total Governmental Fund Balances to Net Position of Governmental Activities .....	21
Statement of Revenues, Expenditures, and Changes in Fund Balances - Governmental Funds .....	22
Reconciliation of the Statement of Revenues, Expenditures, and Changes In Fund Balances of Governmental Funds to the Statement of Activities .....	23
Statement of Revenues, Expenditures, and Changes in Fund Balance ~ Budget (Non-GAAP Basis) and Actual ~ General Fund.....	24
Statement of Net Position ~ Proprietary Funds .....	25
Statement of Revenues, Expenses, and Changes in Net Position ~ Proprietary Funds .....	26
Statement of Cash Flows ~ Proprietary Funds .....	27
Statement of Fiduciary Net Position ~ Custodial Funds.....	29
Statement of Changes in Fiduciary Net Position ~ Custodial Funds.....	30

<b><i>Notes to the Basic Financial Statements</i></b> .....	31
---	----

# *TABLE OF CONTENTS*

***Required Supplementary Information:***

Schedule of the City’s Proportionate Share of the Net Pension Liability–OPERS .....	92
Schedule of the City’s Proportionate Share of the Net Pension Liability-OP&F .....	92
Schedule of City Contributions-OPERS.....	93
Schedule of City Contributions-OP&F.....	93
Schedule of City Proportionate Share of Net OPEB Liability-OPERS.....	94
Schedule of City Proportionate Share of Net OPEB Liability-OP&F .....	94
Schedule of City’s Contributions OPEB for OPERS .....	95
Schedule of City’s Contributions OPEB for OP&F .....	95
Changes in Assumptions-OPERS.....	96
Changes in Assumptions-OP&F.....	97

***Supplemental Information***

***Individual Fund Schedules of Revenues, Expenditures/Expenses and Changes in Fund Balances/Equity ~ Budget (Non-GAAP Basis) and Actual:***

<b>Major Funds</b>	
General Fund .....	99
Capital Projects Fund .....	100
General Bond Retirement Fund.....	101
Golf Course Fund .....	102
Sewer Fund .....	103

***Combining Statements and Individual Fund Schedules:***

<b>Combining Statements ~ Nonmajor Funds</b>	
Fund Descriptions.....	104
Combining Balance Sheet ~ Nonmajor Governmental Funds.....	106
Combining Statement of Revenues, Expenditures and Changes in Fund Balances ~ Nonmajor Governmental Funds.....	107
Combining Balance Sheet ~ Nonmajor Special Revenue Funds.....	108
Combining Statement of Revenues, Expenditures and Changes in Fund Balances ~ Nonmajor Special Revenue Funds.....	110

<b>Nonmajor Funds</b>	
Fire Pension Fund.....	112
Police Pension Fund .....	113
Law Enforcement Fund .....	114
Recreation Fund .....	115
Street Construction Maintenance and Repair Fund.....	116
State Highway Fund .....	117
Road and Bridge Fund.....	118
Corporate Maintenance Fund .....	119
Enforcement and Education Fund .....	120
Indigent Drivers Treatment Fund .....	121
Court Computer Fund.....	122
General Special Projects Fund.....	123
Special Projects DUI Fund.....	124
Municipal Probation Services Fund.....	125
Urban Forest Management Fund.....	126
Victims Assistance Fund .....	127
Police Continuing Professional Training Fund.....	128

# TABLE OF CONTENTS

## Nonmajor Funds Continued

Street Lighting Fund .....	129
Local Coronavirus Relief Fund .....	130
Cemetery Care Fund.....	131
Workers' Compensation Retro Rating Fund .....	132

## Combining Statements ~ Fiduciary Funds

Fund Descriptions.....	133
Combining Statement of Fiduciary Net Position ~ Custodial Funds.....	134
Combining Statement of Changes in Fiduciary Net Position ~ Custodial Funds.....	135

## **STATISTICAL SECTION**

Net Position by Component ~ Last Ten Years.....	S2
Changes in Net Position ~ Last Ten Years.....	S3
Governmental Activities Tax Revenues by Source ~ Last Ten Years.....	S5
Fund Balances of Governmental Funds ~ Last Ten Years.....	S6
Changes in Fund Balances of Governmental Funds ~ Last Ten Years.....	S7
General Governmental Tax Revenues by Source ~ Last Ten Years.....	S8
Income Tax Revenue Base and Collections ~ Last Ten Years.....	S9
Top Ten Income Tax Withholders and Top Fifty Withholders by Classification Current Year and Nine Years Ago.....	S9
Assessed Value and Estimated Actual Value of Taxable Property ~ Last Ten Years.....	S10
Property Tax Rates ~ Direct and Overlapping Governments ~ Last Ten Years.....	S11
Property Tax Levies and Collections ~ Real and Public Utility Only ~ Last Ten Years .....	S12
Ratio of Outstanding Debt by Type ~ Last Ten Years.....	S13
Ratio of General Bonded Debt Outstanding ~ Last Ten Years.....	S14
Direct and Overlapping General Obligation Bonded Debt.....	S15
Legal Debt Margin Information ~ Last Ten Years .....	S16
Pledged - Revenue Coverage ~ Last Ten Years.....	S17
Demographic and Economic Statistics ~ Last Ten Years .....	S18
Income Tax Filers by Income Level ~ Tax Years 2019 and 2011.....	S19
Full Time City Employees by Function/Program ~ Last Ten Years.....	S20
Operating Indicators by Function/Program ~ Last Ten Years.....	S21
Capital Asset Statistics by Function/Program ~ Last Ten Years.....	S22



**City of Willoughby**

1 Public Square  
Willoughby, OH 44094  
(440) 951-2800  
willoughbyohio.com

June 21, 2021

To the Mayor, Members of Council and  
Residents of the City of Willoughby, Ohio:

The Comprehensive Annual Financial Report of the City of Willoughby for the fiscal year ended December 31, 2020 is hereby submitted. State law requires that all public offices shall file a financial report for each fiscal year. The law also requires that the report be submitted within one hundred fifty days of the close of the fiscal year.

The City of Willoughby, and specifically the Finance Department, assumes responsibility for the accuracy, completeness, fairness of presentation, and all disclosures contained within this report. Management of the City is responsible for establishing and maintaining an internal control structure designed to ensure that the assets of the City are protected from loss, theft or misuse and to ensure that adequate accounting data is compiled to allow for the preparation of financial statements in conformity with Generally Accepted Accounting Principles (GAAP). The internal control structure is designed to provide reasonable, but not absolute, assurance that these objectives are met. The concept of reasonable assurance recognizes that:

- 1) the cost of a control should not exceed the benefits likely to be derived; and
- 2) the valuation of costs and benefits requires estimates and judgments by management.

The City's financial statements have been audited by Rea & Associates, Inc. a firm of licensed certified public accountants. The goal of the audit was to provide reasonable assurance that the financial statements of the City for the year ended December 31, 2020, are free of material misstatement. The audit involved testing evidence supporting the amounts and disclosures in the financial statements; assessing the accounting principles used and the significant estimates made by management; and evaluation of the overall financial statement presentation. Based upon the audit, the independent auditor concluded that there was a reasonable basis for rendering an unmodified opinion that the City's financial statements for the fiscal year ended December 31, 2020, are fairly presented in conformity with GAAP. The Independent Auditor's Report is presented at the front of the financial section of this report.

The Management discussion and analysis (MD&A) immediately follows the independent auditor's report and provides a narrative summarizing and analyzing the basic financial statements. The MD&A compliments this letter of transmittal and should be read in conjunction with it.

### **PROFILE OF THE GOVERNMENT**

The Village of Willoughby was incorporated in 1853 under laws of the State of Ohio. On June 19, 1951, a voter-approved charter became effective establishing the City of Willoughby and a Mayor-Council form of government. The City is 9.9 square miles and serves a population of 22,268. The City, a suburb of Cleveland, is located in Lake County within Northeastern Ohio.

The City operates and is governed by its Charter. The City is also subject to some general laws applicable to all cities. Under the Ohio Constitution, the City may exercise all powers of local self-government and police powers to the extent that they do not conflict with applicable general laws.

Legislative authority is vested in a seven-member Council which is elected for a two-year term. The Council fixes compensation of City officials and employees and enacts ordinances and resolutions relating to city services, tax levies, appropriating and borrowing money, licensing and regulating businesses and trades and other municipal services. The presiding officer is the President, who is elected by the Council for a one-year term. The Charter establishes certain administrative departments. Council may establish divisions of those departments and additional departments. The Council serves the citizens of Willoughby on a part-time basis.

The City's Chief Executive and Administrative Officer is the Mayor who is elected by the voters for a four-year term. The Mayor appoints, subject to the approval of Council, all the directors of the City departments. The Mayor serves full-time as both Mayor and Safety Director.

The City of Willoughby provides a full range of services including:

- ◆ police and fire protection
- ◆ parks
- ◆ sanitary sewers
- ◆ 18-hole municipal golf course
- ◆ the construction and maintenance of roads and other infrastructure
- ◆ cultural and recreation activities

Water service is provided to the City by Lake County and is under the supervision and governance of the Lake County Commissioners and is included in their own separately released financial report. The Willoughby-Eastlake School District and the Willoughby Library do not meet the criteria for inclusion in these financial statements.

The City of Willoughby maintains budgetary controls. The objective of these budgetary controls is to ensure compliance with legal provisions embodied in the annual appropriated budget approved by the City's governing body. The City's annual appropriated budget includes all funds except agency funds. The level of budgetary control (the level at which expenditures cannot legally exceed the appropriated amount) for those funds paying wages is at the branch level and within each branch at the account classification level of personal services and benefits. For other account classifications including services and supplies, capital and transfers the level of control selected by Council is at the fund level. The City also maintains an encumbrance accounting system as one technique of accomplishing budgetary control. Budget-to-actual comparisons are provided in this report for each individual fund for which an appropriated annual budget has been adopted.

## **LOCAL ECONOMY**

The City's economic base is highly diversified. Willoughby is home to the eighth largest number of manufacturing firms in the State of Ohio. The City is home to companies including Bescast Inc., BevCorp LLC, and Cast Nylons Company.

In addition to our significant manufacturing base, the City is also home to Lake Health, which has recently joined University Hospitals Health Systems, Inc. and should lead to on-going investments at the hospital.

During the past two years, the City has approved various incentives to companies expanding and/or relocating to the City. Process Technology is an industry leader in the manufacturing of fluoropolymer, titanium and stainless-steel electric heaters, heat exchangers, in-line heaters and temperature controls. As part of a multi-million-dollar expansion, the company moved their headquarters to Willoughby. Rimeco Products Inc., a world-class supplier of CNC machined aerospace components tripled its building size moving and remodeling a 40,000 square foot building in the City. Weston, a nationally recognized commercial and industrial developer acquired land adjacent to the Lake County Executive Airport and constructed a 130,000 square foot spec industrial building. It is estimated that this \$7.5Million project will attract 60-100 new jobs to Willoughby. Marous Brothers, an award-winning construction firm completed work on a 35,000 square foot office headquarters building as part of over 100,000 square foot campus on 6-acres. This \$8 million project is changing the face of Willoughby's Vine Street corridor.

The City also offers a full complement of commercial areas and retail establishments as well as a vital historic downtown. Several developments have continued to add homes including Fairway Glenn and Melrose Farms. The City approved a new 50-unit fee simple townhome development in 2019 and new housing subdivisions were underway in 2020.

### **MAJOR INITIATIVES**

The City used CARES Act funds to purchase a new ambulance and three police cars as well as other safety and technology improvements. This helped us navigate and continue to provide services through the pandemic.

The City substantially completed construction of two major projects in 2020: WPCC Capacity Enhancement Project and East 364<sup>th</sup>/East 365<sup>th</sup>/Harvard Storm Sewer Replacement.

Two shared ODOT road projects were committed to with payments in 2020. The 2021 resurfacing projects are Route 84/Johnnycake Ridge Road and Lakeshore Boulevard. These also include updated handicap access. The projects were funded through a tax levy provided by the voters of the City. The road levy is up for renewal in 2021.

### **RELEVANT FINANCIAL POLICIES**

Union contracts were negotiated and completed in 2019. The three-year contracts were settled with 2-2.25% wage increases in each year and include a 13% employee contribution to health insurance costs. Other employment policies and benefits and future personnel needs are also being reviewed.

### **LONG TERM FINANCIAL PLANNING**

The City has a storm water fee to assist in funding infrastructure projects. This fee is collected by the Lake County Storm Water Authority as a special assessment on property tax bills. The fee is generating approximately \$700,000 annually after administrative costs, which is being used for financing and direct payment of storm water projects.

The City has been updating existing long-term facility and capital equipment plans as well as determining funding sources including grants, debt and other payment options.

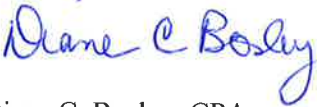
## AWARDS & ACKNOWLEDGMENTS

The Government Finance Officers Association of the United States and Canada (GFOA) awarded a Certificate of Achievement of Excellence in Financial Reporting to the City of Willoughby for its Comprehensive Annual Financial Report for the fiscal year ended December 31, 2019. This was the 34<sup>th</sup> consecutive year that the City of Willoughby has achieved this prestigious award. In order to be awarded a Certificate of Achievement, the City of Willoughby published an easily readable and efficiently organized Comprehensive Annual Financial Report. This report must satisfy both Generally Accepted Accounting Principles and applicable legal requirements.

A Certificate of Achievement is valid for a period of one year only. We believe that our current Comprehensive Annual Financial Report continues to meet the Certificate of Achievement Program's requirements and we are submitting it to the GFOA to determine its eligibility for another certificate.

The preparation of the Comprehensive Annual Financial Report was made possible by the dedicated service of the entire staff of the Finance Department. Each member of the department has our sincere appreciation for the contributions made in the preparation of this report.

Respectfully submitted,



Diane C. Bosley, CPA  
Finance Director



Cherrilyn Hoffman  
Deputy Finance Director

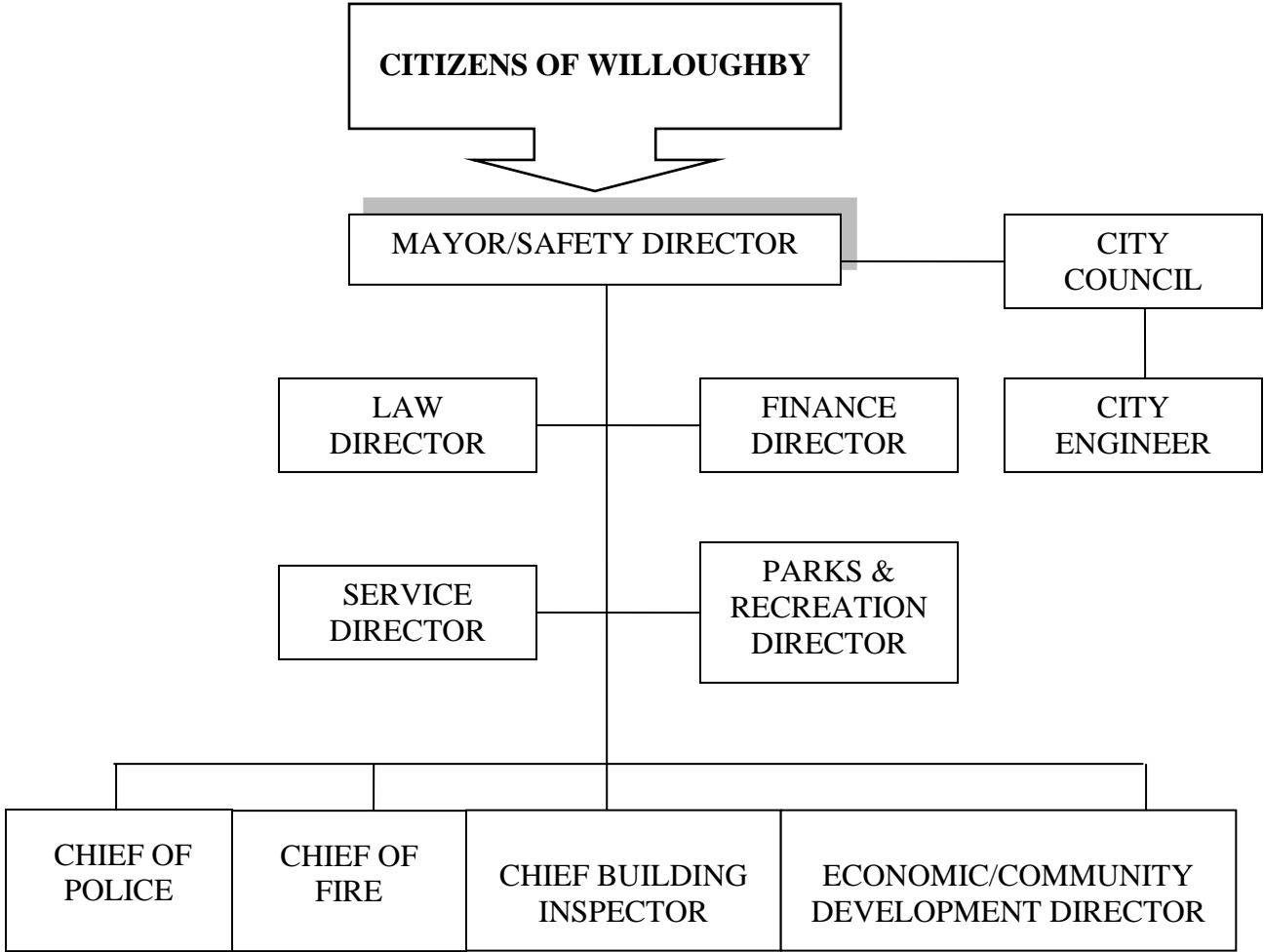
**Enriched by its History . . .  
Prepared for its Future**





# ORGANIZATIONAL CHART

*The City of*  
**Willoughby, Ohio**



# ELECTED & APPOINTED OFFICIALS

---

---

*The City of*  
**Willoughby, Ohio**

---

---

*Mayor*  
**Robert A. Fiala**

---

## CITY COUNCIL

*Ward 4*  
**Robert E. Carr / President**

*Ward 1*  
**Christopher W. Woodin**

*Ward 3*  
**John Tomaselli**

*Ward 6*  
**Daniel J. Garry**

*Ward 2*  
**Ken J. Kary**

*Ward 5*  
**Daniel J. Anderson**

*Council-At-Large*  
**Katie McNeill**

---

*Director of Finance*  
**Diane C. Bosley**

*Director of Public Service*  
**Rich Palmisano**

*Director of Law*  
**Michael C. Lucas**

*Director of  
Parks & Recreation*  
**Judean Banker**



Government Finance Officers Association

**Certificate of  
Achievement  
for Excellence  
in Financial  
Reporting**

Presented to

**City of Willoughby  
Ohio**

For its Comprehensive Annual  
Financial Report  
For the Fiscal Year Ended

December 31, 2019

*Christopher P. Morill*

Executive Director/CEO



WILLOUGHBY

# Financial Information



## **INDEPENDENT AUDITOR'S REPORT**

To the Members of Council  
City of Willoughby  
Lake County, Ohio  
One Public Square  
Willoughby, OH 44094

### **Report on the Financial Statements**

We have audited the accompanying financial statements of the governmental activities, the business-type activities, each major fund, and the aggregate remaining fund information of the City of Willoughby, Lake County, Ohio (the City), as of and for the year ended December 31, 2020, and the related notes to the financial statements, which collectively comprise the City's basic financial statements as listed in the table of contents.

### **Management's Responsibility for the Financial Statements**

Management is responsible for the preparation and fair presentation of these financial statements in accordance with accounting principles generally accepted in the United States of America; this includes the design, implementation, and maintenance of internal control relevant to the preparation and fair presentation of financial statements that are free from material misstatement, whether due to fraud or error.

### **Auditor's Responsibility**

Our responsibility is to express opinions on these financial statements based on our audit. We conducted our audit in accordance with auditing standards generally accepted in the United States of America and the standards applicable to financial audits contained in *Government Auditing Standards*, issued by the Comptroller General of the United States. Those standards require that we plan and perform the audit to obtain reasonable assurance about whether the financial statements are free from material misstatement.

An audit involves performing procedures to obtain audit evidence about the amounts and disclosures in the financial statements. The procedures selected depend on the auditor's judgment, including the assessment of the risks of material misstatement of the financial statements, whether due to fraud or error. In making those risk assessments, the auditor considers internal control relevant to the City's preparation and fair presentation of the financial statements in order to design audit procedures that are appropriate in the circumstances, but not for the purpose of expressing an opinion on the effectiveness of the City's internal control. Accordingly, we express no such opinion. An audit also includes evaluating the appropriateness of accounting policies used and the reasonableness of significant accounting estimates made by management, as well as evaluating the overall presentation of the financial statements.

We believe that the audit evidence we have obtained is sufficient and appropriate to provide a basis for our audit opinions.

**Opinions**

In our opinion, the financial statements referred to above present fairly, in all material respects, the respective financial position of the governmental activities, the business-type activities, each major fund, and the aggregate remaining fund information of the City of Willoughby, Lake County, Ohio, as of December 31, 2020, and the respective changes in financial position and, where applicable, cash flows thereof and the respective budgetary comparison for the general fund for the year then ended in accordance with accounting principles generally accepted in the United States of America.

**Emphasis of a Matter**

As described in Note 3, the City restated beginning net position and fund balances to account for the implementation of GASB Statement No. 84, *Fiduciary Activities*. Our opinion is not modified with respect to this matter.

**Other Matters**

*Required Supplementary Information*

Accounting principles generally accepted in the United States of America require that the *Management's Discussion and Analysis and Pension and other Post-Employment Benefit schedules* as listed in the table of contents be presented to supplement the basic financial statements. Such information, although not a part of the basic financial statements, is required by the Governmental Accounting Standards Board who considers it to be an essential part of financial reporting for placing the basic financial statements in an appropriate operational, economic, or historical context. We have applied certain limited procedures to the required supplementary information in accordance with auditing standards generally accepted in the United States of America, which consisted of inquiries of management about the methods of preparing the information and comparing the information for consistency with management's responses to our inquiries, the basic financial statements, and other knowledge we obtained during our audit of the basic financial statements. We do not express an opinion or provide any assurance on the information because the limited procedures do not provide us with sufficient evidence to express an opinion or provide any assurance.

*Other Information*

Our audit was conducted for the purpose of forming opinions on the financial statements that collectively comprise the City's basic financial statements. The combining and individual fund financial statements and schedules, the introductory and statistical sections are presented for purposes of additional analysis and are not a required part of the basic financial statements.

The combining and individual fund financial statements and schedules are the responsibility of management and were derived from and relates directly to the underlying accounting and other records used to prepare the basic financial statements. Such information has been subjected to the auditing procedures applied in the audit of the basic financial statements and certain additional procedures, including comparing and reconciling such information directly to the underlying accounting and other records used to prepare the basic financial statements or to the basic financial statements themselves, and other additional procedures in accordance with auditing standards generally accepted in the United States of America. In our opinion, the combining and individual fund financial statements and schedules are fairly stated, in all material respects, in relation to the basic financial statements as a whole.

The introductory and statistical sections have not been subjected to the auditing procedures applied in the audit of the basic financial statements, and accordingly, we do not express an opinion or provide any assurance on them.

**Other Reporting Required by Government Auditing Standards**

In accordance with *Government Auditing Standards*, we have also issued our report dated June 21, 2021 on our consideration of the City's internal control over financial reporting and on our tests of its compliance with certain provisions of laws, regulations, contracts, and grant agreements and other matters. The purpose of that report is solely to describe the scope of our testing of internal control over financial reporting and compliance and the results of that testing, and not to provide an opinion on the effectiveness of the City's internal control over financial reporting or on compliance. That report is an integral part of an audit performed in accordance with *Government Auditing Standards* in considering City's internal control over financial reporting and compliance.

*Rea & Associates, Inc.*

Rea & Associates, Inc.  
Medina, Ohio  
June 21, 2021





WILLOUGHBY

---

---

**CITY OF WILLOUGHBY, OHIO**  
**MANAGEMENT'S DISCUSSION AND ANALYSIS**  
**FOR THE YEAR ENDED DECEMBER 31, 2020**  
**UNAUDITED**

---

---

The discussion and analysis of the City of Willoughby's financial performance provides an overall review of the City's financial activities for the fiscal year ended December 31, 2020. The intent of this discussion and analysis is to look at the City's financial performance as a whole. Readers are encouraged to consider the information presented here in conjunction with the additional information contained in the transmittal letter, financial statements and the notes to those financial statements to enhance their understanding of the City's performance.

**Financial Highlights**

The assets and deferred outflows of resources of the City of Willoughby exceeded liabilities and deferred inflows by \$43,488,558. Assets and deferred outflows of resources in Governmental activities exceeded liabilities and deferred inflows of resources by \$19,323,414 and by \$24,165,144 in Business-Type activities. The total assets and deferred outflows of the City increased by \$2,410,915.

Total liabilities and deferred inflows of resources of the City of Willoughby increased \$1,751,422 as compared to 2019. The total liabilities and deferred inflows of resources of governmental activities decreased by \$1,569,781 and the total liabilities and deferred inflows of business type-activities increased by \$3,321,203.

As a result of the reporting requirements of GASB 68 and 75, the City is showing a deficit total net position unrestricted of \$32,964,541. The deficit decreased by \$190,511 in Governmental activities and increased by \$14,339 in Business-Type activities. More information regarding these reporting changes follows in this analysis.

The overall financial condition of the City reflects a growth of \$659,493 in comparing the net position of 2020 to 2019. Governmental Activities increased by \$780,087 while Business-Type activities decreased by \$120,594.

**Using This Annual Financial Report**

This discussion and analysis is intended to serve as an introduction to the City's basic financial statements. The City's basic financial statements are comprised of three components: 1) government-wide financial statements, 2) fund financial statements, 3) notes to the basic financial statements. This report also contains other supplementary information in addition to the basic financial statements themselves.

***Government-wide Financial Statements - Reporting the City of Willoughby as a Whole***

The government-wide financial statements are designed to provide readers with a broad overview of the City's finances, in a manner similar to a private-sector business.

The statement of net position presents information on all the City's non-fiduciary assets, deferred outflows of resources, liabilities and deferred inflows of resources with the residual being reported as net position. Over time, increases or decreases in net position may serve as a useful indicator of whether the financial position of the City is improving or deteriorating. However, in evaluating the overall position of the City, nonfinancial factors such as the City's tax base, change in property and income tax laws, and the condition of the capital assets should also be considered.

---

---

**CITY OF WILLOUGHBY, OHIO**  
**MANAGEMENT'S DISCUSSION AND ANALYSIS**  
**FOR THE YEAR ENDED DECEMBER 31, 2020**  
**UNAUDITED**

---

---

The statement of activities presents information showing how the City's net position changed during the most recent fiscal year. All changes in net position are reported as soon as the underlying event giving rise to the change occurs, regardless of the timing of related cash flows. Thus, revenues and expenses are reported in this statement for some items that will only result in cash flows in future fiscal periods (e.g., uncollected taxes and earned but unused vacation leave).

Both the statement of net position and the statement of activities use the accrual basis of accounting, similar to the accounting used by most private-sector companies. This basis of accounting takes into account all of the current year's revenues and expenses regardless of when cash is received or paid.

In the statement of net position and the statement of activities, we divide the City into two kinds of activities:

- ◆ **Governmental activities:** most of the City's basic services are reported here, including the police, fire, street maintenance, parks and recreation, and general administration. Income taxes, property taxes, and charges for service fund most of these activities.
- ◆ **Business-type activities:** the City charges a fee to customers to help it cover all or most of the cost of certain services it provides. The City's sewer system and golf course operations are reported here.

Government-wide financial statements can be found starting on page 18 of this report.

***Fund Financial Statements - Reporting the City of Willoughby's Most Significant Funds***

A fund is a grouping of related accounts that is used to maintain control over resources that have been segregated for specific activities or objects. The City of Willoughby, like other state and local governments, uses fund accounting to ensure and demonstrate compliance with finance-related legal requirements. All of the funds of the City can be divided into three categories: governmental funds, proprietary funds and fiduciary funds.

**Governmental Funds** - are used to account for fundamentally the same functions reported as governmental activities in the government-wide financial statements. However, unlike the government-wide financial statements, governmental fund financial statements focus on near-term inflows and outflows of spendable resources, as well as on the balance of spendable resources available at the end of the fiscal year. Such information may be useful in evaluating a government's near-term financing requirements. These funds are reported using an accounting method called modified accrual accounting, which measures cash and all other financial assets and deferred outflow of resources that can readily be converted to cash. The governmental fund statements provide a detailed short-term view of the City's general government operations and the basic services it provides. Both the governmental fund balance sheet and the government fund statement of revenues, expenditures, and changes in fund balances provide a reconciliation to facilitate a comparison between governmental activities (reported in the statement of net position and the statement of activities) and governmental funds.

The City maintains 23 individual governmental funds. Information is presented separately in the governmental funds balance sheet and in the governmental funds statement of revenues, expenditures, and

---

---

**CITY OF WILLOUGHBY, OHIO**  
**MANAGEMENT'S DISCUSSION AND ANALYSIS**  
**FOR THE YEAR ENDED DECEMBER 31, 2020**  
**UNAUDITED**

---

---

changes in fund balances, for the General fund, Capital Projects fund, and General Bond Retirement fund; these are considered to be major funds.

The General fund is the government's primary operating fund. It accounts for all financial resources of the City except those that are required to be accounted for in a separate fund. The Capital Projects fund is the City's primary fund for the purchase of capital assets not required for purchase by a separate fund. The General Bond Retirement fund accounts for resources accumulated and payments made for principal and interest on long-term debt of governmental funds.

Data from the other governmental funds are combined into single, aggregated presentation. Individual fund data for each of these nonmajor governmental funds is provided in the form of combining statements elsewhere in this report.

The City adopts an annual appropriated budget for each of its funds. A budgetary comparison statement/schedule (non-GAAP basis) has been provided for each governmental and proprietary fund to demonstrate budgetary compliance.

***Proprietary Funds*** - The City maintains two different types of proprietary funds. Enterprise funds are used to report the same functions presented as business-type activities in the government-wide financial statements. The City uses enterprise funds to account for its Sewer fund and Golf Course fund. Internal Service Funds are an accounting device used to accumulate and allocate costs internally to the City's various functions. The City has one Internal Service Fund to account for workers' compensation coverage.

Proprietary funds provide the same type of information as the government-wide financial statements, only in more detail. The proprietary fund financial statements provide separate information for the Sewer and Golf Course funds as they are considered major and for the Internal Service Fund.

The basic proprietary fund financial statements can be found starting on page 25 of this report.

***Fiduciary Funds*** - are used to account for resources held for the benefit of parties outside the government. Fiduciary funds are not reflected in the government-wide financial statements because the resources are not available to support the City's own programs. The City has only custodial funds to report within the fiduciary fund category. These funds use the accrual basis of accounting.

***Notes to the Basic Financial Statements***

The notes provide additional information that is essential for a full understanding of the data provided in the government-wide and fund financial statements. The notes to the basic financial statements can be found starting on page 31 of this report.

***Other Information***

In addition to the basic financial statements and the accompanying notes, this report also presents certain other information that the City believes readers will find useful.

---

---

**CITY OF WILLOUGHBY, OHIO**  
**MANAGEMENT'S DISCUSSION AND ANALYSIS**  
**FOR THE YEAR ENDED DECEMBER 31, 2020**  
**UNAUDITED**

---

---

After the notes to the basic financial statements, this report presents required supplementary information concerning the City of Willoughby's proportionate share of net pension asset/liability and required pension contributions and net OPEB liability and required OPEB contributions. Required supplementary information can be found starting on page 91.

The combining statements referred to earlier in connection with nonmajor governmental funds are presented, as well as individual detailed budgetary comparisons for all funds. This information can be found starting on page 98 of this report.

**Government-wide Financial Analysis**

As noted earlier, the statement of net position looks at the City as a whole and can prove to be a useful indicator of the City's financial position. The statement of net position and the statement of activities are divided into the following categories:

- ◆ Assets
- ◆ Deferred Outflows of Resources
- ◆ Liabilities
- ◆ Deferred Inflows of Resources
- ◆ Net Position (Assets plus Deferred Outflows minus Deferred Inflows plus Liabilities)
- ◆ Program Expenses and Revenues
- ◆ General Revenues
- ◆ Net Position Beginning and End of Year

**The City of Willoughby as a Whole**

By far, the largest portion of the City's net position, at over 53% greater value, is its investment in capital assets (e.g. land, infrastructure, building, machinery, and equipment), less any related debt used to acquire those assets that is still outstanding. The City uses those capital assets to provide services to its citizens; consequently these assets are not available for future spending. Although the City's investment is reported net of related debt and any deferred outflows/inflows of resources, it should be noted that resources needed to repay this debt must be provided from other sources, since the capital assets cannot be used to liquidate these liabilities. The following table provides a summary of the City's net position for 2020 compared to 2019.

**CITY OF WILLOUGHBY, OHIO**  
**MANAGEMENT'S DISCUSSION AND ANALYSIS**  
**FOR THE YEAR ENDED DECEMBER 31, 2020**  
**UNAUDITED**

	City of Willoughby's Net Position					
	Governmental Activities		Business-type Activities		Total Government	
	2020	2019-restated*	2020	2019	2020	2019-restated*
Current and other assets	\$ 32,712,339	\$ 28,516,162	\$ 6,140,563	\$ 4,668,633	\$ 38,852,902	\$ 33,184,795
Capital assets	61,731,081	60,768,419	40,045,881	37,708,212	101,776,962	98,476,631
Total Assets	94,443,420	89,284,581	46,186,444	42,376,845	140,629,864	131,661,426
Total Deferred Outflows of Resources	8,182,856	14,131,389	745,185	1,354,175	8,928,041	15,485,564
Current and other liabilities	4,384,552	2,868,274	1,472,852	434,742	5,857,404	3,303,016
Long term liabilities outstanding	67,503,990	76,485,152	20,365,788	18,933,094	87,869,778	95,418,246
Total Liabilities	71,888,542	79,353,426	21,838,640	19,367,836	93,727,182	98,721,262
Total Deferred Inflows of Resources	11,414,320	5,519,217	927,845	77,446	12,342,165	5,596,663
<b>Net Position:</b>						
Net Investment in						
Capital Assets	41,802,936	41,631,891	25,121,734	25,451,992	66,924,670	67,083,883
Restricted	8,648,252	8,229,721	880,177	656,174	9,528,429	8,885,895
Unrestricted (deficit)	(31,127,774)	(31,318,285)	(1,836,767)	(1,822,428)	(32,964,541)	(33,140,713)
<b>Total Net Position</b>	<b>\$ 19,323,414</b>	<b>\$ 18,543,327</b>	<b>\$ 24,165,144</b>	<b>\$ 24,285,738</b>	<b>\$ 43,488,558</b>	<b>\$ 42,829,065</b>

\* Restated due to the implementation of GASB 84. See Note 3 for further explanation.

An additional portion of the City's net position, \$9,528,429 represents resources that have been restricted on how they may be used. The remaining balance of net position unrestricted may be used to meet the City's ongoing obligations to citizens and creditors. At the end of the current fiscal year, the City reported a deficit for net position unrestricted of \$32,964,541.

In order to further understand what makes up the changes in net position for the current year, the following table gives readers further details regarding the results of activities for the current and prior year.

**CITY OF WILLOUGHBY, OHIO**  
**MANAGEMENT'S DISCUSSION AND ANALYSIS**  
**FOR THE YEAR ENDED DECEMBER 31, 2020**  
**UNAUDITED**

	City of Willoughby's Change in Net Position					
	Governmental		Business-type		Total	
	Activities		Activities			
	2020	2019	2020	2019	2020	2019
<b>Revenues</b>						
Program Revenues						
Charges for Services	\$ 4,478,347	\$ 5,669,344	\$ 6,097,572	\$ 6,087,263	\$ 10,575,919	\$ 11,756,607
Operating Grants & Contributions	4,147,605	196,917			4,147,605	196,917
Capital Grants & Contributions	2,163,520	550,505	229,491	273,332	2,393,011	823,837
General Revenues						
Municipal Income Taxes	17,810,021	19,733,618			17,810,021	19,733,618
Property & Other Local Taxes	4,278,073	4,578,895			4,278,073	4,578,895
Grants & Entitlements	1,672,414	2,893,444			1,672,414	2,893,444
Insurance - BWC Dividend	1,425,430	0			1,425,430	0
Investment Earnings	490,954	645,496	75,093	75,147	566,047	720,643
Miscellaneous	51,677	35,143	7,244	9,114	58,921	44,257
<b>Total Revenues</b>	<b>36,518,041</b>	<b>34,303,362</b>	<b>6,409,400</b>	<b>6,444,856</b>	<b>42,927,441</b>	<b>40,748,218</b>
<b>Expenses</b>						
General Government	7,873,378	10,186,960			7,873,378	10,186,960
Security of Persons & Property	17,907,356	3,974,889			17,907,356	3,974,889
Public Health & Welfare	540,277	554,134			540,277	554,134
Community Environment	1,326,173	1,316,403			1,326,173	1,316,403
Leisure Time Activities	1,851,880	2,862,610			1,851,880	2,862,610
Transportation	4,921,963	4,945,741			4,921,963	4,945,741
Basic Utility Services	674,193	581,467			674,193	581,467
Interest & Fiscal Charges	524,154	377,763			524,154	377,763
Golf Course			860,314	1,084,040	860,314	1,084,040
Sewer			5,788,260	6,283,417	5,788,260	6,283,417
<b>Total Expenses</b>	<b>35,619,374</b>	<b>24,799,967</b>	<b>6,648,574</b>	<b>7,367,457</b>	<b>42,267,948</b>	<b>32,167,424</b>
Transfers	(118,580)	(150,000)	118,580	150,000	0	0
Change in Net Position	780,087	9,353,395	(120,594)	(772,601)	659,493	8,580,794
Net Position Beginning of Year-Restated	18,543,327	8,657,529	24,285,738	25,058,339	42,829,065	33,715,868
Net Position End of Year	\$ 19,323,414	\$ 18,010,924	\$ 24,165,144	\$ 24,285,738	\$ 43,488,558	\$ 42,296,662

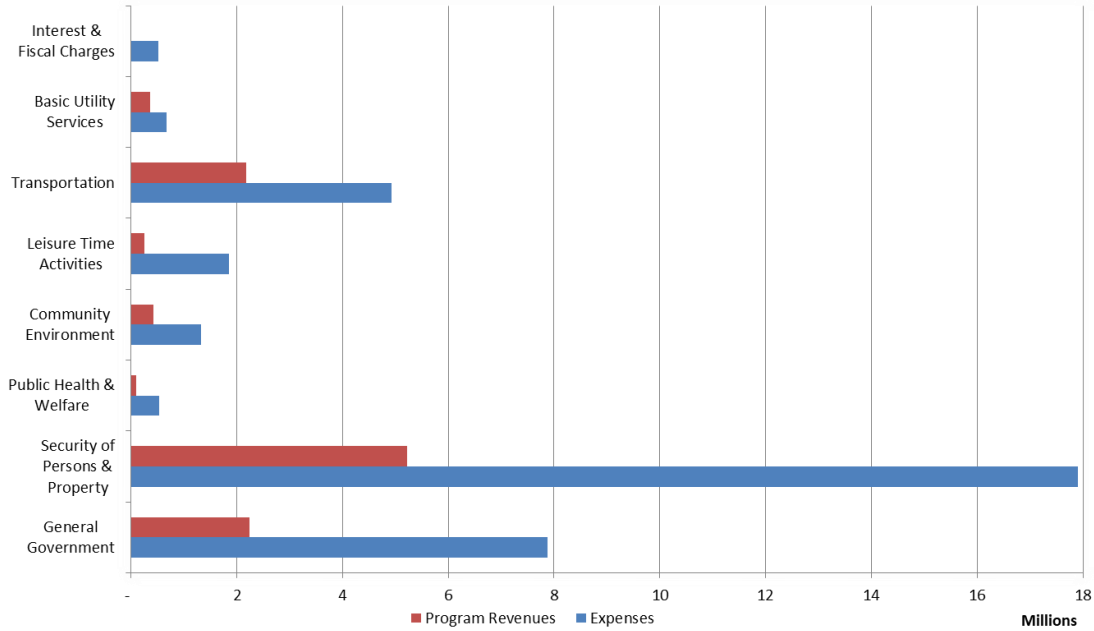
**Governmental Activities**

Income tax collections in governmental activities were down 9.75%. Grants and Entitlements decreased by 42.20%. Investment earnings decreased by nearly 24% in 2020 as interest rates were dropped in mid-March in response to the pandemic. Capital Grants and Contributions increased 293% in 2020 compared with 2019 as the City received Coronavirus relief funds. The majority of the significant increase in operating grants includes relief funds used to reimburse eligible payroll and benefits for those employees who were substantially dedicated to mitigating or responding to the COVID-19 public health emergency.

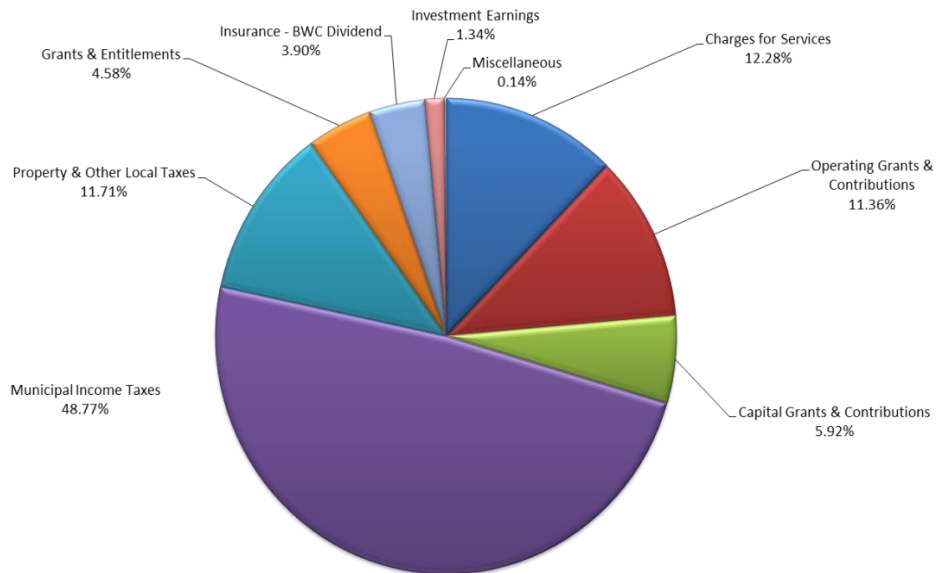
Expenses in governmental activities increased overall by 43.63%. While most functions were impacted by decreased personnel costs in relation to the pandemic, the largest percentage increase of 350.51% was for Security of Persons. Our first responders provided continuous support throughout the Covid-19 Pandemic, but 2019 expenses had been significantly reduced by a calculation model change in the pension liability for health care for retirees. The largest reduction was in Leisure (35.31%) as a result of the closure of our Senior Center and pools.

**CITY OF WILLOUGHBY, OHIO**  
**MANAGEMENT'S DISCUSSION AND ANALYSIS**  
**FOR THE YEAR ENDED DECEMBER 31, 2020**  
**UNAUDITED**

**Expenses & Program Revenues - Governmental Activities**



**Revenues by Source - Governmental Activities**



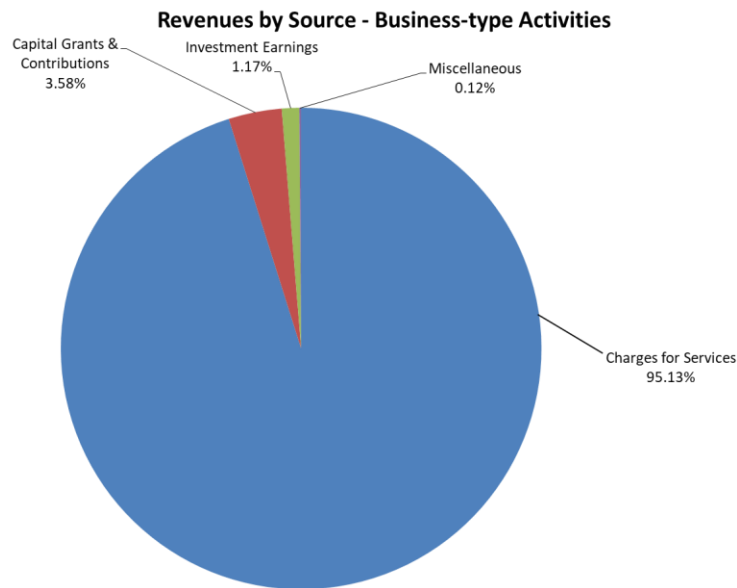
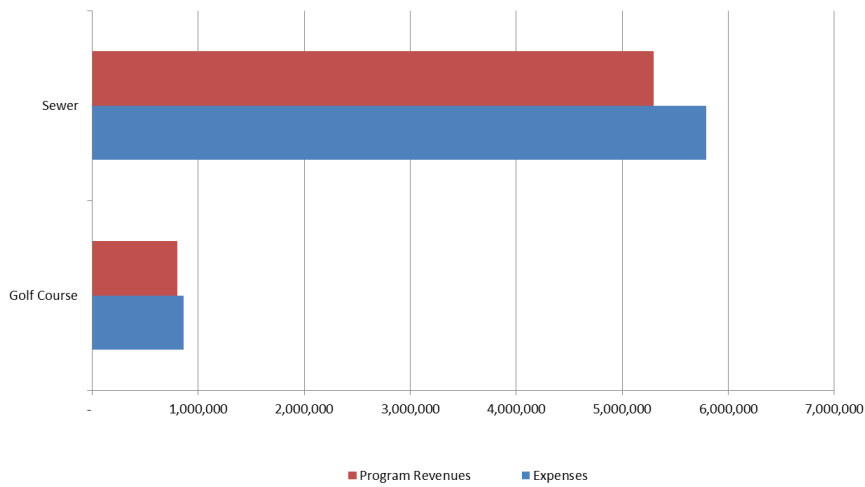


**CITY OF WILLOUGHBY, OHIO**  
**MANAGEMENT’S DISCUSSION AND ANALYSIS**  
**FOR THE YEAR ENDED DECEMBER 31, 2020**  
**UNAUDITED**

**Business-Type Activities**

Business-type activities account for 55.6% of the City of Willoughby’s total net position. The Golf Course and Sewer funds saw slight decreases in revenues in 2020. Capital Grants and Contributions decreased 16% in 2020 with less improvement and project funding than 2019. Business-type expenses decreased 9.75% overall in 2020 compared to 2019. Golf Course and Sewer expenses decreased 20.6% and 7.9% respectively. While the Golf Course remained open during the pandemic, wages and benefits were reduced significantly.

**Expenses and Program Revenues - Business-type Activities**



---

---

**CITY OF WILLOUGHBY, OHIO**  
**MANAGEMENT'S DISCUSSION AND ANALYSIS**  
**FOR THE YEAR ENDED DECEMBER 31, 2020**  
**UNAUDITED**

---

---

**Financial Analysis of the City of Willoughby's Funds**

As noted earlier, the City uses fund accounting to ensure and demonstrate compliance with finance-related legal requirements.

**Governmental Funds** - The focus of the City's governmental funds is to provide information on near-term inflows, outflows, and balances of spendable resources. Such information is useful in assessing the City of Willoughby's financing requirements. In particular, unassigned fund balance may serve as a useful measure of the City's net resources available for spending at the end of the fiscal year.

Fund balances are the differences between assets and deferred outflows of resources compared to liabilities and deferred inflows of resources reported in a governmental fund. The nonspendable fund balance includes amounts that are not in spendable form, or amounts that are required to be maintained intact. Restricted fund balance include amounts that can be spent only for the specific purposes stipulated by external providers, such as grant providers or bondholders, as well as amounts that are restricted constitutionally or through legislation. Committed fund balance includes amounts that can be used only for specific purposes that are determined by a formal action of the City's highest level of decision-making authority. Assigned fund balance applies to amounts that are intended for specific purposes as expressed by the governing body or authorized official and applies to remaining resources in any governmental fund other than the general fund. Unassigned fund balance includes all amounts not contained in other classifications for the general fund and deficit fund balances in any other governmental fund.

At the end of the current fiscal year, the City of Willoughby's governmental funds report combined ending fund balances of \$19,449,529. This is \$2,724,373 more than in 2019. General fund revenue was lower by more than \$1.6 million in income tax collections and charge for services. Expenditures were lower by \$1,661,008 with the majority of that in the areas of security of persons and leisure time activities. That in addition to lower transfers of \$2,175,000 contributed to fund balance increasing by \$2,707,888 over 2019. The Capital Projects fund balance decreased by \$476,110. The General Bond Retirement fund balance decreased minimally. Nonspendable fund balance of \$688,345 includes interfund loans, prepaids, inventory, and cemetery investments. Fund balances in the amount of \$5,354,578 are restricted primarily for debt service, roads and infrastructure, municipal court purposes, and drug and alcohol enforcement. The committed fund balance of \$2,160,250 consists of funds for capital improvements and future severance payments and is a significant decrease over 2019. This is mainly due to less committed to other capital projects. Assigned fund balance of \$577,282 is for encumbered other operating amounts for all of the program functions of government in the General fund. Unassigned fund balance of \$10,669,074 in the General fund is an increase of more than \$3 million over 2019.

**Proprietary Funds** - The City's proprietary fund statements provide similar information to that found in the government-wide financial statements, but in more detail.

Unrestricted net position of the Golf Course fund reflects a deficit of (\$1,900,417) compared to (\$1,950,509) in 2019. The Golf Course received transfers of \$75,000 from the General fund and \$43,850 from a nonmajor governmental fund and saw a slight increase in revenue. No additional capital investment and pension/OPEB liability recognition contribute to the deficit. Unrestricted net position of the Sewer fund decreased from \$128,081 in 2019 to \$63,650 in 2020.

**CITY OF WILLOUGHBY, OHIO**  
**MANAGEMENT’S DISCUSSION AND ANALYSIS**  
**FOR THE YEAR ENDED DECEMBER 31, 2020**  
**UNAUDITED**

**General Fund Budgetary Highlights** –The year saw revenues below the amount forecasted by \$632,187 and expenditures \$4,641,401 under the amounts requested. Most significant were lower personnel costs for the Court and the City. With Covid-19 and facility closures, expenses were kept low. The City Administration and Council continue to closely monitor and tighten expenditures by the General fund departments. The City generally chooses to operate within its original budget framework even though some forecasts may be exceeded on the revenue side and expenditures will be contained.

**Capital Assets and Debt Administration**

**Capital Assets** - The City’s investment in capital assets for governmental and business-type activities as of December 31, 2020, was \$101,776,962 (net of accumulated depreciation). This investment in capital assets includes land, construction in progress, buildings, improvements, machinery and equipment, as well as infrastructure including roads, sidewalks, bridges, traffic signals, street lights, storm sewers, curbs and gutters.

The City’s investment in capital assets reflects an increase of over 2.68% over the prior year for governmental activities and increased over 5.3% for business-type activities. These changes are calculated before depreciation.

	City of Willoughby's Capital Assets					
	Governmental		Business-type		Total	
	Activities		Activities			
	2020	2019	2020	2019	2020	2019
Land	\$8,055,203	\$8,055,203	\$2,673,107	\$2,673,107	\$10,728,310	\$10,728,310
Construction in Progress	7,123,640	7,210,617	4,594,354	588,293	11,717,994	7,798,910
Buildings	30,748,935	30,402,040	26,793,252	26,670,818	57,542,187	57,072,858
Improvements	18,733,992	16,270,598	43,608,725	43,608,725	62,342,717	59,879,323
Machinery & Equipment	14,613,666	13,931,940	5,694,566	5,624,236	20,308,232	19,556,176
Infrastructure	52,221,282	52,195,099			52,221,282	52,195,099
Total Capital Assets	131,496,718	128,065,497	83,364,004	79,165,179	214,860,722	207,230,676
Accumulated Depreciation	(69,765,637)	(67,297,078)	(43,318,123)	(41,456,967)	(113,083,760)	(108,754,045)
Capital Assets (Net)	\$61,731,081	\$60,768,419	\$40,045,881	\$37,708,212	\$101,776,962	\$98,476,631

**Major capital asset events during 2020 were as follows:**

The City completed road repaving and rehabilitation projects utilizing road and bridge levy funds.

The Willoughby Municipal Court purchased and implemented a new case management system to improve efficiency.

Three Ford F350 Trucks were purchased in 2020 for use by the City’s service departments.

The challenges from the Covid-19 pandemic were many and the need for technology upgrades, the ability to work remotely and access for Zoom meetings became a necessity. The Coronavirus Relief Funds enabled us to update city hall for touchless door operation, upgrade our Council Chambers for social distancing, and upgrade our servers and networks to remain efficient and secure during this time period.

**CITY OF WILLOUGHBY, OHIO**  
**MANAGEMENT'S DISCUSSION AND ANALYSIS**  
**FOR THE YEAR ENDED DECEMBER 31, 2020**  
**UNAUDITED**

The City purchased a new Ambulance for use by the fire department utilizing Coronavirus Relief funds. The City also purchased eight police cars of which three were funded using Coronavirus funds while the other five were purchased from the Capital Fund.

The City completed substantial construction on two major projects in 2020: WPCC Capacity Enhancement Project in the Sewer fund and East 364<sup>th</sup>/East 365<sup>th</sup>/Harvard Storm Sewer Replacement in the Capital fund.

Two joint projects with ODOT were committed and paid for in 2020 to begin in 2021: the resurfacing of Rt. 84/Johnnycake Ridge Rd and the resurfacing of Lakeshore Blvd.

Additional information regarding capital assets can be found starting on page 53 of the notes to the basic financial statements.

**Outstanding Debt** - The City's total outstanding debt increased by \$3,447,187. The City continued to pay down outstanding bonds and loans in relation to Governmental Activities and Business-type Activities.

City of Willoughby's Outstanding Debt at December 31						
	Governmental		Business-Type		Total	
	Activities		Activities			
	2020	2019	2020	2019	2020	2019
General Obligation Bonds	\$12,061,760	\$6,565,832			\$12,061,760	\$6,565,832
Enterprise Bonds w/ G.O. Commitment			2,140,000	2,295,000	2,140,000	2,295,000
OWDA & OPWC	2,274,978	583,585	12,792,432	9,973,649	15,067,410	10,557,234
Capital Notes Payable	5,610,000	12,010,000			5,610,000	12,010,000
Police Pension Liability	79,558	83,475			79,558	83,475
<b>TOTAL</b>	<b>\$20,026,296</b>	<b>\$19,242,892</b>	<b>\$14,932,432</b>	<b>\$12,268,649</b>	<b>\$34,958,728</b>	<b>\$31,511,541</b>

State Law limits the amount of debt a city can issue in general obligation bonds to 10.5% of assessed valuation. The City had an assessed valuation of \$650,987,060 at the end of 2020. The City has borrowed 51.14% of our limitation and some debt that is in our total is not subject to that limitation by state law because the debt was actually issued by another party (i.e. O.W.D.A. or O.P.W.C.).

In 2020, the City sold General Obligation Bonds for our Senior Center in the amount of \$6,665,000 which reduced Capital Notes Payable. The City renewed the Riverside Commons Improvements note for \$5,610,000. Additional information regarding the City's debt can be found starting on page 80 of the notes to the financial statements.

**CITY OF WILLOUGHBY, OHIO**  
**MANAGEMENT’S DISCUSSION AND ANALYSIS**  
**FOR THE YEAR ENDED DECEMBER 31, 2020**  
**UNAUDITED**

**Economic Factors and Next Year’s Budget**

The City of Willoughby has remained strong despite many challenges over the last decade. State and national economic conditions, health care costs and loss of intergovernmental revenues always impact and influence decision making on financial matters. The year 2021 began with continuing challenges and effects remaining from the Covid-19 pandemic. Our Income tax revenues leveled off in the first few months. In the budgeting process we maintained our conservative practices and budgeted for no increase in income tax from what we budgeted in 2020. Most positions are anticipated to be filled as employees retire. With the Covid-19 pandemic, we made immediate reductions in part-time positions and put several full-time open positions on hold. As we continue 2021, we are filling open full time positions, and many part time employees are returning as well as seasonal employees. The impact on the City’s future operating costs, revenues, and any recovery from emergency funding, either federal or state, cannot be estimated. The Mayor and Council will consider many factors when setting and if necessary, adjusting the budget and preserving our commitment to providing services to our citizens. The priorities include: public safety, investment in infrastructure, efforts to promote economic development and employment growth, and retaining adequate fund balances to ensure both financial flexibility and long term stability. The City keeps these in mind as it monitors revenues and expenditures on a continual basis. The City has adopted and continues to look for measures of cost containment as well as pursuing grants and low cost loans to fund operations and specific capital projects. The City has completed necessary capital improvements and continues to maintain the roads with the help provided by the road and bridge levy. The City will continue to monitor the local, regional and national economies and make business decisions that best provide for the needs of our citizens.

In conclusion, the implementation of GASB Statement No. 68 and 75 requires the reader to perform additional calculations to determine the City’s Total Net Position at December 31, 2020 without the implementation of GASB Statement No. 68 and 75. This is an important exercise, as the State Pension Systems (OPERS & OP&F) collect, hold and distributes pensions and OPEB to our employees, not the City of Willoughby. Overall with the exclusion of GASB 68 and 75, the net position increased 4.75% in 2020 from 2019. These calculations are as follows:

	<u>Governmental Activities</u>	<u>Business-Type Activities</u>	<u>Total</u>
<b>Total Net Position at Dec. 31, 2020 (with GASB 68 &amp; 75)</b>	\$ 19,323,414	\$ 24,165,144	\$ 43,488,558
GASB 68 Calculations			
Add: Deferred Inflows related to Pension	5,578,197	632,290	6,210,487
Net Pension Liability	31,711,845	2,804,041	34,515,886
Less: Deferred Outflows related to Pension	(4,878,702)	(427,611)	(5,306,313)
Net Pension Asset	<u>(61,515)</u>	<u>(17,730)</u>	<u>(79,245)</u>
	51,673,239	27,156,134	78,829,373
GASB 75 Calculations			
Add: Deferred Inflows related to OPEB	2,405,049	295,555	2,700,604
Net OPEB Liability	9,878,860	1,918,256	11,797,116
Less: Deferred Outflows related to OPEB	<u>(3,285,561)</u>	<u>(309,289)</u>	<u>(3,594,850)</u>
<b>Total Net Position at Dec. 31, 2020 (without GASB 68 &amp; 75)</b>	<u>\$ 60,671,587</u>	<u>\$ 29,060,656</u>	<u>\$ 89,732,243</u>

---

---

**CITY OF WILLOUGHBY, OHIO  
MANAGEMENT'S DISCUSSION AND ANALYSIS  
FOR THE YEAR ENDED DECEMBER 31, 2020  
UNAUDITED**

---

---

**Requests for Information**

This financial report is designed to provide a general overview of the City of Willoughby for all those with an interest in the City's finances. Questions concerning any of the information provided in this report or requests for additional financial information should be addressed to the Director of Finance, City of Willoughby, One Public Square, Willoughby, Ohio, 44094.

**CITY OF WILLOUGHBY, OHIO**  
**STATEMENT OF NET POSITION**  
**DECEMBER 31, 2020**

	<b>Governmental Activities</b>	<b>Business-Type Activities</b>	<b>Total</b>
<b>ASSETS</b>			
Equity in City Treasury Cash and Investments	\$ 18,636,462	\$ 4,352,172	\$ 22,988,634
Inventory	183,474	40,578	224,052
Accrued Interest Receivable	21,995	10,374	32,369
Accounts Receivable	293,090	175,721	468,811
Prepaid Items	2,239	0	2,239
Intergovernmental Receivable	1,825,724	919,300	2,745,024
Taxes Receivable	9,754,523	0	9,754,523
Loan Receivable	115,000	0	115,000
Internal Balances	1,058,903	(1,058,903)	0
Restricted Assets - Cash Investments	0	1,683,591	1,683,591
Net Pension Asset	61,515	17,730	79,245
Special Assessments Receivable	759,414	0	759,414
Nondepreciable Capital Assets	15,178,843	7,267,461	22,446,304
Depreciable Capital Assets, Net	46,552,238	32,778,420	79,330,658
<b>TOTAL ASSETS</b>	<b>94,443,420</b>	<b>46,186,444</b>	<b>140,629,864</b>
<b>DEFERRED OUTFLOWS OF RESOURCES</b>			
Pension	4,878,702	427,611	5,306,313
OPEB	3,285,561	309,289	3,594,850
Deferred Charge on Refunding	18,593	8,285	26,878
<b>TOTAL DEFERRED OUTFLOWS OF RESOURCES</b>	<b>8,182,856</b>	<b>745,185</b>	<b>8,928,041</b>
<b>LIABILITIES</b>			
Accounts Payable	612,368	1,040,588	1,652,956
Matured Compensated Absences Payable	184,461	0	184,461
Salaries, Wages and Benefits Payable	1,914,517	166,472	2,080,989
Accrued Interest Payable	100,520	110,484	211,004
Deposits Held Payable	1,147,412	0	1,147,412
Intergovernmental Payable	2,940	155,308	158,248
Claims Payable	420,000	0	420,000
Matured Bonds and Interest Payable	2,334	0	2,334
Long-Term Liabilities:			
Due Within One Year	2,935,102	1,160,475	4,095,577
Due In More Than One Year			
Net Pension Liability	31,711,845	2,804,041	34,515,886
Net OPEB Liability	9,878,860	1,918,256	11,797,116
Other Amounts Due in More Than One Year	22,978,183	14,483,016	37,461,199
<b>TOTAL LIABILITIES</b>	<b>71,888,542</b>	<b>21,838,640</b>	<b>93,727,182</b>
<b>DEFERRED INFLOWS OF RESOURCES</b>			
Pension	5,578,197	632,290	6,210,487
OPEB	2,405,049	295,555	2,700,604
Property Taxes	3,431,074	0	3,431,074
<b>TOTAL DEFERRED INFLOWS OF RESOURCES</b>	<b>11,414,320</b>	<b>927,845</b>	<b>12,342,165</b>
<b>NET POSITION</b>			
Net Investment in Capital Assets	41,802,936	25,121,734	66,924,670
Restricted for:			
Capital Projects	1,855,544	0	1,855,544
Debt Service	1,135,695	0	1,135,695
Equipment Replacement	0	880,177	880,177
Street Construction Maintenance and Repair	2,277,666	0	2,277,666
Security of Persons	1,628,141	0	1,628,141
Municipal Court	913,718	0	913,718
Other Purposes	469,856	0	469,856
Permanent Fund Purpose:			
Cemetery Fund	367,632	0	367,632
Unrestricted	(31,127,774)	(1,836,767)	(32,964,541)
<b>TOTAL NET POSITION</b>	<b>\$ 19,323,414</b>	<b>\$ 24,165,144</b>	<b>\$ 43,488,558</b>

See accompanying notes to the basic financial statements.

**CITY OF WILLOUGHBY, OHIO**  
**STATEMENT OF ACTIVITIES**  
**FOR THE YEAR ENDED DECEMBER 31, 2020**

	PROGRAM REVENUES				NET (EXPENSE) REVENUE AND CHANGES IN NET POSITION		
	Expenses	Charges for Services and Sales	Operating Grants, Contributions and Interest	Capital Grants and Contributions	Governmental Activities	Business-Type Activities	Total
<b>GOVERNMENTAL ACTIVITIES</b>							
General Government	\$ 7,873,378	\$ 2,158,175	\$ 0	\$ 85,324	\$ (5,629,879)		\$ (5,629,879)
Security of Persons and Property	17,907,356	1,675,150	2,546,204	999,872	(12,686,130)		(12,686,130)
Public Health and Welfare	540,277	101,805	0	0	(438,472)		(438,472)
Community Environment	1,326,173	417,930	0	0	(908,243)		(908,243)
Leisure Time Activities	1,851,880	124,737	125,310	5,898	(1,595,935)		(1,595,935)
Transportation	4,921,963	550	1,476,091	707,378	(2,737,944)		(2,737,944)
Basic Utility Services	674,193	0	0	365,048	(309,145)		(309,145)
Interest and Fiscal Charges	524,154	0	0	0	(524,154)		(524,154)
<b>TOTAL GOVERNMENTAL ACTIVITIES</b>	<b>35,619,374</b>	<b>4,478,347</b>	<b>4,147,605</b>	<b>2,163,520</b>	<b>(24,829,902)</b>		<b>(24,829,902)</b>
<b>BUSINESS-TYPE ACTIVITIES</b>							
Golf Course	860,314	801,496	0	0		\$ (58,818)	(58,818)
Sewer	5,788,260	5,296,076	0	229,491		(262,693)	(262,693)
<b>TOTAL BUSINESS-TYPE ACTIVITIES</b>	<b>6,648,574</b>	<b>6,097,572</b>	<b>0</b>	<b>229,491</b>		<b>(321,511)</b>	<b>(321,511)</b>
<b>TOTAL</b>	<b>\$42,267,948</b>	<b>\$10,575,919</b>	<b>\$4,147,605</b>	<b>\$2,393,011</b>	<b>(24,829,902)</b>	<b>(321,511)</b>	<b>(25,151,413)</b>
<b>GENERAL REVENUES</b>							
Property Taxes Levied for:							
					1,035,955		1,035,955
					1,496,544		1,496,544
					1,072,262		1,072,262
Income Taxes Levied for:							
					17,810,021		17,810,021
Other Taxes							
					171,068		171,068
					141,165		141,165
					135,984		135,984
					225,095		225,095
					1,672,414		1,672,414
					1,425,430		1,425,430
					490,954	75,093	566,047
					51,677	7,244	58,921
<b>TOTAL GENERAL REVENUES</b>					<b>25,728,569</b>	<b>82,337</b>	<b>25,810,906</b>
Transfers					(118,580)	118,580	0
<b>TOTAL GENERAL REVENUES AND TRANSFERS</b>					<b>25,609,989</b>	<b>200,917</b>	<b>25,810,906</b>
<b>CHANGE IN NET POSITION</b>					<b>780,087</b>	<b>(120,594)</b>	<b>659,493</b>
<b>NET POSITION BEGINNING OF YEAR-RESTATE</b>					<b>18,543,327</b>	<b>24,285,738</b>	<b>42,829,065</b>
<b>NET POSITION END OF YEAR</b>					<b>\$ 19,323,414</b>	<b>\$ 24,165,144</b>	<b>\$ 43,488,558</b>

See accompanying notes to the basic financial statements.



**CITY OF WILLOUGHBY, OHIO**  
**BALANCE SHEET**  
**GOVERNMENTAL FUNDS**  
**AS OF DECEMBER 31, 2020**

	<u>GENERAL</u>	<u>CAPITAL PROJECTS</u>	<u>GENERAL BOND RETIREMENT</u>	<u>OTHER GOVERNMENTAL FUNDS</u>	<u>TOTAL GOVERNMENTAL FUNDS</u>
<b>ASSETS AND DEFERRED OUTFLOWS OF RESOURCES</b>					
<b>Assets:</b>					
Equity in City Treasury Cash and Investments	\$11,450,825	\$1,939,713	\$8,750	\$4,866,234	\$18,265,522
Inventory - Supplies	104,628	0	0	78,846	183,474
Accrued Interest Receivable	18,786	3,209	0	0	21,995
Accounts Receivable	292,972	0	0	118	293,090
Prepaid Items	2,239	0	0	0	2,239
Intergovernmental Receivable	802,949	77,526	55,000	890,249	1,825,724
Taxes Receivable	7,130,869	0	1,098,737	1,524,917	9,754,523
Loan Receivable	0	0	115,000	0	115,000
Due from Other Funds	135,000	5,000	918,903	0	1,058,903
Special Assessments Receivable	<u>0</u>	<u>0</u>	<u>0</u>	<u>759,414</u>	<u>759,414</u>
<b>TOTAL ASSETS</b>	<u>19,938,268</u>	<u>2,025,448</u>	<u>2,196,390</u>	<u>8,119,778</u>	<u>32,279,884</u>
<b>TOTAL ASSETS AND DEFERRED OUTFLOWS OF RESOURCES</b>					
	<u>\$19,938,268</u>	<u>\$2,025,448</u>	<u>\$2,196,390</u>	<u>\$8,119,778</u>	<u>\$32,279,884</u>
<b>LIABILITIES, DEFERRED INFLOWS OF RESOURCES AND FUND BALANCES</b>					
<b>Liabilities:</b>					
Accounts Payable	\$102,171	\$101,047	\$0	\$409,150	\$612,368
Matured Compensated Absences Payable	184,461	0	0	0	184,461
Salaries, Wages, and Benefits Payable	1,798,948	0	0	115,569	1,914,517
Settlement Claims Payable	420,000	0	0	0	420,000
Deposits Held Payable	1,147,412	0	0	0	1,147,412
Intergovernmental Payable	1,706	0	1,234	0	2,940
Matured Bonds & Interest Payable	<u>0</u>	<u>0</u>	<u>2,334</u>	<u>0</u>	<u>2,334</u>
<b>TOTAL LIABILITIES</b>	<u>3,654,698</u>	<u>101,047</u>	<u>3,568</u>	<u>524,719</u>	<u>4,284,032</u>
<b>Deferred Inflows of Resources:</b>					
Property Taxes	981,278	0	1,025,887	1,423,909	3,431,074
Unavailable Revenue - Income Tax	2,892,105	0	0	0	2,892,105
Unavailable Revenue - Grants and Entitlements	507,485	0	55,000	556,941	1,119,426
Unavailable Revenue - Special Assessments	0	0	0	759,414	759,414
Unavailable Revenue - Delinquent Property Taxes	69,027	0	72,850	101,008	242,885
Unavailable Revenue - Other	<u>101,419</u>	<u>0</u>	<u>0</u>	<u>0</u>	<u>101,419</u>
<b>TOTAL DEFERRED INFLOWS OF RESOURCES</b>	<u>4,551,314</u>	<u>0</u>	<u>1,153,737</u>	<u>2,841,272</u>	<u>8,546,323</u>
<b>Fund Balances:</b>					
Nondisposable	241,867	0	0	446,478	688,345
Restricted	0	8,184	1,039,085	4,307,309	5,354,578
Committed	244,033	1,916,217	0	0	2,160,250
Assigned	577,282	0	0	0	577,282
Unassigned	<u>10,669,074</u>	<u>0</u>	<u>0</u>	<u>0</u>	<u>10,669,074</u>
<b>TOTAL FUND BALANCES</b>	<u>11,732,256</u>	<u>1,924,401</u>	<u>1,039,085</u>	<u>4,753,787</u>	<u>19,449,529</u>
<b>TOTAL LIABILITIES, DEFERRED INFLOWS OF RESOURCES AND FUND BALANCES</b>					
	<u>\$19,938,268</u>	<u>\$2,025,448</u>	<u>\$2,196,390</u>	<u>\$8,119,778</u>	<u>\$32,279,884</u>

See accompanying notes to the basic financial statements.

**CITY OF WILLOUGHBY, OHIO**  
**RECONCILIATION OF TOTAL GOVERNMENTAL FUND BALANCES TO**  
**NET POSITION OF GOVERNMENTAL ACTIVITIES**  
**AS OF DECEMBER 31, 2020**

<b>TOTAL GOVERNMENTAL FUND BALANCES</b>	<b>\$19,449,529</b>
Amounts reported for government activities in the statement of net position are different because:	
Capital assets used in governmental activities are not financial resources and therefore are not reported in the funds.	61,731,081
Other long-term assets are not available to pay for current-period expenditures and therefore are reported as unavailable revenue in the funds.	
Municipal Income Taxes	2,892,105
Delinquent Property Taxes	242,885
Grants and Entitlements	1,119,426
Charges for Services	68,416
Special Assessments	759,414
Fines and Forfeitures	33,003
Total	5,115,249
Internal service funds are used by management to charge costs of certain activities such as insurance to individual funds. Assets and liabilities of the Internal Service fund are included in Governmental Activities in the Statement of Net Position.	370,940
Charges on Refunding are being amortized over the life of the bonds in the Statement of Net Position.	18,593
The net pension liability and OPEB is not due and payable in the current period; therefore, the liability, asset and related deferred inflows/outflows are not reported in governmental funds.	
Net Pension Asset	61,515
Deferred Outflows-Pension & OPEB	8,164,263
Deferred Inflows-Pension & OPEB	(7,983,246)
Net Pension & OPEB Liability	(41,590,705)
Total	(41,348,173)
Long-term liabilities, including bonds payable and accrued interest payable, are not due and payable in the current period and therefore are not reported in the funds.	
General Obligation Bonds	(12,061,760)
OPWC Loans	(147,209)
OWDA Loans	(2,127,769)
Bond Anticipation Notes	(5,610,000)
Police Pension Liability	(79,558)
Landfill Post Closure Care Liability	(272,766)
Compensated Absences	(5,614,223)
Accrued Interest Payable	(100,520)
Total	(26,013,805)
<b>NET POSITION OF GOVERNMENTAL ACTIVITIES</b>	<b><u>\$ 19,323,414</u></b>

See accompanying notes to the basic financial statements.

**CITY OF WILLOUGHBY, OHIO**  
**STATEMENT OF REVENUES, EXPENDITURES, AND CHANGES IN FUND BALANCES**  
**GOVERNMENTAL FUNDS**  
**FOR THE YEAR ENDED DECEMBER 31, 2020**

	<u>GENERAL</u>	<u>CAPITAL PROJECTS</u>	<u>GENERAL BOND RETIREMENT</u>	<u>OTHER GOVERNMENTAL FUNDS</u>	<u>TOTAL GOVERNMENTAL FUNDS</u>
<b>REVENUES:</b>					
Municipal Income Taxes	\$18,079,276	\$0	\$0	\$0	\$18,079,276
Property and Other Local Taxes	1,533,186	114,046	1,066,745	1,546,598	4,260,575
Intergovernmental	1,417,187	564,284	159,908	5,699,341	7,840,720
Charges for Services	1,020,942	0	0	154,364	1,175,306
Special Assessments	0	0	0	752,228	752,228
Fines and Forfeitures	1,580,719	0	0	511,436	2,092,155
Licenses & Permits	266,566	0	0	0	266,566
Interest	433,201	8,646	49,107	0	490,954
Miscellaneous	<u>112,500</u>	<u>146,072</u>	<u>0</u>	<u>900</u>	<u>259,472</u>
TOTAL REVENUES	<u>24,443,577</u>	<u>833,048</u>	<u>1,275,760</u>	<u>8,664,867</u>	<u>35,217,252</u>
<b>EXPENDITURES:</b>					
Current:					
General Government	6,400,251	0	24,636	697,121	7,122,008
Security of Persons and Property	12,260,222	40,681	0	3,666,863	15,967,766
Public Health and Welfare	499,293	0	0	539	499,832
Community Environment	1,099,125	3,610	0	56,610	1,159,345
Leisure Time Activities	548,082	0	0	829,831	1,377,913
Transportation	68,775	0	0	1,792,166	1,860,941
Basic Utility Services	106,144	0	0	78,706	184,850
Capital Outlay	23,164	2,908,422	0	2,877,234	5,808,820
Debt Service:					
Principal	0	0	1,167,162	0	1,167,162
Interest	0	0	511,942	0	511,942
Bond Issuance Costs	<u>0</u>	<u>0</u>	<u>115,500</u>	<u>0</u>	<u>115,500</u>
TOTAL EXPENDITURES	<u>21,005,056</u>	<u>2,952,713</u>	<u>1,819,240</u>	<u>9,999,070</u>	<u>35,776,079</u>
EXCESS OF REVENUES OVER (UNDER) EXPENDITURES	3,438,521	(2,119,665)	(543,480)	(1,334,203)	(558,827)
OTHER FINANCING SOURCES (USES):					
Transfers In	0	0	275,000	2,050,000	2,325,000
Transfers Out	(2,175,000)	(75,000)	0	(193,580)	(2,443,580)
Repayment of Bond Anticipation Note	0	(5,610,000)	(6,400,000)	0	(12,010,000)
Issuance of Bond Anticipation Note	0	5,610,000	0	0	5,610,000
Issuance of Bonds	0	0	6,665,000	0	6,665,000
Issuance of Other Loan Debt	0	1,718,555	0	0	1,718,555
Insurance-BWC Dividend	<u>1,425,430</u>	<u>0</u>	<u>0</u>	<u>0</u>	<u>1,425,430</u>
TOTAL OTHER FINANCING SOURCES (USES)	<u>(749,570)</u>	<u>1,643,555</u>	<u>540,000</u>	<u>1,856,420</u>	<u>3,290,405</u>
NET CHANGE IN FUND BALANCES	2,688,951	(476,110)	(3,480)	522,217	2,731,578
FUND BALANCES BEGINNING OF YEAR-Restated	9,024,368	2,400,511	1,042,565	4,257,712	16,725,156
CHANGE IN INVENTORY	<u>18,937</u>	<u>0</u>	<u>0</u>	<u>(26,142)</u>	<u>(7,205)</u>
FUND BALANCES END OF YEAR	<u>\$11,732,256</u>	<u>\$1,924,401</u>	<u>\$1,039,085</u>	<u>\$4,753,787</u>	<u>\$19,449,529</u>

See accompanying notes to the basic financial statements.

**CITY OF WILLOUGHBY, OHIO**  
**RECONCILIATION OF THE STATEMENT OF REVENUES, EXPENDITURES, AND**  
**CHANGES IN FUND BALANCES OF GOVERNMENTAL FUNDS TO THE**  
**STATEMENT OF ACTIVITIES**  
**FOR THE YEAR ENDED DECEMBER 31, 2020**

**NET CHANGES IN FUND BALANCES-TOTAL GOVERNMENTAL FUNDS** \$ 2,731,578

Amounts reported for government activities in the statement of activities are different because:

Government funds report capital outlays as expenditures. However, in the statement of activities, the cost of those assets is allocated over their estimated useful lives as depreciation expense. This is the amount by which capital outlays exceeded depreciation in the current period.

Capital Asset Additions	5,808,820	
Current Year Depreciation	<u>(4,796,273)</u>	
Total		1,012,547

Government funds only report the disposal of capital assets to the extent proceeds are received from the sale. In the statement of activities, a gain or loss is reported for each disposal.

(49,886)

Revenues in the statement of activities that do not provide current financial resources are not reported as revenues in the funds.

Municipal Income Taxes	(269,255)	
Delinquent Property Taxes	17,498	
Grants and Entitlements	47,523	
Charges for Services	41,082	
Special Assessments	27,537	
Fines and Forfeitures	<u>10,973</u>	
Total		(124,642)

The repayment of note and bond principal, police pension, and landfill closure costs are expenditures in the governmental funds but the repayment reduces long-term liabilities in the statement of net position.

13,242,585

Long-term note and debt issuance are reported as other financing sources in the governmental funds but increase long-term liabilities on the statement of net position.

(13,993,554)

Some expenses reported in the statement of activities, including compensated absences and accrued interest, do not require the use of current financial resources and therefore are not reported as expenditures in governmental funds.

Compensated Absences	358,932	
Accrued Interest	83,512	
Amortization of Premium	29,072	
Amortization of Deferral on Refunding	(9,296)	
Change in Inventory	<u>(7,205)</u>	
Total		455,015

Contractually required contributions are reported as expenditures in governmental funds; however, the statement of net position reports these amounts as deferred outflows pension and OPEB

2,672,510

Except for amounts reported as deferred inflows/outflows, changes in the net pension/OPEB liability are reported as pension/OPEB expense in the statement of activities.

(5,176,107)

Internal service funds are used by management to account for a retrospective rating workers' compensation program. The reduction of the claims payable of this fund is reported in the Governmental Activities.

10,041

**CHANGE IN NET POSITION OF GOVERNMENTAL ACTIVITIES** **\$ 780,087**

See accompanying notes to the basic financial statements.

**CITY OF WILLOUGHBY, OHIO**  
**STATEMENT OF REVENUES, EXPENDITURES, AND CHANGES**  
**IN FUND BALANCE - BUDGET(Non-GAAP Basis) AND ACTUAL**  
**GENERAL FUND**  
**FOR THE YEAR ENDED DECEMBER 31, 2020**

	<u>BUDGETED AMOUNTS</u>			<u>VARIANCE WITH</u>
	<u>ORIGINAL</u>	<u>FINAL</u>	<u>ACTUAL</u>	<u>FINAL BUDGET</u>
<b>REVENUES:</b>				
Municipal Income Taxes	\$18,252,900	\$18,252,900	\$18,088,679	(\$164,221)
Property and Other Local Taxes	1,736,450	1,736,450	1,550,402	(186,048)
Intergovernmental	1,275,500	1,275,500	1,407,902	132,402
Charges for Services	1,291,500	1,291,500	989,524	(301,976)
Fines and Forfeitures	1,886,500	1,886,500	1,667,047	(219,453)
Licenses and Permits	235,200	235,200	267,786	32,586
Interest Income	250,000	250,000	324,523	74,523
Other	<u>112,500</u>	<u>112,500</u>	<u>112,500</u>	<u>0</u>
Total Revenues	<u>25,040,550</u>	<u>25,040,550</u>	<u>24,408,363</u>	<u>(632,187)</u>
<b>EXPENDITURES:</b>				
Legislative- Council	163,082	163,082	155,930	7,152
Judicial- Municipal Court	2,162,391	2,162,391	1,700,757	461,634
Executive-Mayor	<u>24,075,620</u>	<u>24,075,620</u>	<u>19,903,005</u>	<u>4,172,615</u>
Total Expenditures	<u>26,401,093</u>	<u>26,401,093</u>	<u>21,759,692</u>	<u>4,641,401</u>
Excess of Revenues Over (Under) Expenditures	(1,360,543)	(1,360,543)	2,648,671	4,009,214
<b>OTHER FINANCING SOURCES (USES):</b>				
Transfers Out	(2,300,000)	(2,450,000)	(2,175,000)	275,000
Transfers In	370,940	370,940	0	(370,940)
Other	<u>275,000</u>	<u>275,000</u>	<u>2,511,515</u>	<u>2,236,515</u>
Total Other Financing Sources (Uses)	<u>(1,654,060)</u>	<u>(1,804,060)</u>	<u>336,515</u>	<u>2,140,575</u>
<b>NET CHANGE IN FUND BALANCE</b>	(3,014,603)	(3,164,603)	2,985,186	6,149,789
<b>FUND BALANCE BEGINNING OF YEAR</b>	4,789,028	4,789,028	4,789,028	0
Prior Year Encumbrances Appropriated	<u>35,097</u>	<u>35,097</u>	<u>35,097</u>	<u>0</u>
<b>FUND BALANCE END OF YEAR</b>	<u>\$1,809,522</u>	<u>\$1,659,522</u>	<u>\$7,809,311</u>	<u>\$6,149,789</u>

See accompanying notes to the basic financial statements.

**CITY OF WILLOUGHBY, OHIO**  
**STATEMENT OF NET POSITION**  
**PROPRIETARY FUNDS**  
**AS OF DECEMBER 31, 2020**

	<b>BUSINESS-TYPE</b>			<b>GOVERNMENTAL</b>
	<b>ACTIVITIES</b>			<b>ACTIVITIES</b>
	<b>GOLF COURSE</b>	<b>SEWER</b>	<b>TOTAL</b>	<b>INTERNAL SERVICE FUND</b>
<b>ASSETS</b>				
<b>CURRENT ASSETS</b>				
Equity in City Treasury Cash and Investments	\$97,161	\$4,255,011	\$4,352,172	\$370,940
Inventory	2,531	38,047	40,578	0
Accrued Interest Receivable	0	10,374	10,374	0
Accounts Receivable	0	175,721	175,721	0
Intergovernmental Receivable	<u>0</u>	<u>919,300</u>	<u>919,300</u>	<u>0</u>
<b>TOTAL CURRENT ASSETS</b>	<u>99,692</u>	<u>5,398,453</u>	<u>5,498,145</u>	<u>370,940</u>
<b>NONCURRENT ASSETS</b>				
Restricted Assets:				
Cash Investments	0	1,683,591	1,683,591	0
Net Pension Asset	2,915	14,815	17,730	0
Land and Construction in Progress	2,273,366	4,994,095	7,267,461	0
Depreciable Capital Assets, Net	<u>1,381,393</u>	<u>31,397,027</u>	<u>32,778,420</u>	<u>0</u>
<b>TOTAL NONCURRENT ASSETS</b>	<u>3,657,674</u>	<u>38,089,528</u>	<u>41,747,202</u>	<u>0</u>
<b>TOTAL ASSETS</b>	<u>3,757,366</u>	<u>43,487,981</u>	<u>47,245,347</u>	<u>370,940</u>
<b>DEFERRED OUTFLOWS OF RESOURCES</b>				
Deferred Charge on Refunding	8,285	0	8,285	0
Pension	70,313	357,298	427,611	0
OPEB	<u>50,857</u>	<u>258,432</u>	<u>309,289</u>	<u>0</u>
<b>TOTAL DEFERRED OUTFLOWS OF RESOURCES</b>	<u>129,455</u>	<u>615,730</u>	<u>745,185</u>	<u>0</u>
<b>LIABILITIES</b>				
<b>CURRENT LIABILITIES</b>				
Accounts Payable	10,307	1,030,281	1,040,588	0
Salaries, Wages & Benefits Payable	27,672	340,732	368,404	0
Accrued Interest Payable	2,049	108,435	110,484	0
Due to Other Funds	1,058,903	0	1,058,903	0
Intergovernmental Payable	0	155,308	155,308	0
Bonds Payable	<u>80,000</u>	<u>878,543</u>	<u>958,543</u>	<u>0</u>
<b>TOTAL CURRENT LIABILITIES</b>	<u>1,178,931</u>	<u>2,513,299</u>	<u>3,692,230</u>	<u>0</u>
<b>NONCURRENT LIABILITIES</b>				
Salaries, Wages & Benefits Payable	96,209	412,918	509,127	0
Bonds Payable	1,025,000	12,948,889	13,973,889	0
Net Pension Liability	461,071	2,342,970	2,804,041	0
Net OPEB Liability	<u>315,420</u>	<u>1,602,836</u>	<u>1,918,256</u>	<u>0</u>
<b>TOTAL NONCURRENT LIABILITIES</b>	<u>1,897,700</u>	<u>17,307,613</u>	<u>19,205,313</u>	<u>0</u>
<b>TOTAL LIABILITIES</b>	<u>3,076,631</u>	<u>19,820,912</u>	<u>22,897,543</u>	<u>0</u>
<b>DEFERRED INFLOWS OF RESOURCES</b>				
Pension	103,964	528,326	632,290	0
OPEB	<u>48,599</u>	<u>246,956</u>	<u>295,555</u>	<u>0</u>
<b>TOTAL DEFERRED INFLOWS OF RESOURCES</b>	<u>152,563</u>	<u>775,282</u>	<u>927,845</u>	<u>0</u>
<b>NET POSITION</b>				
Net Investment in Capital Assets	2,558,044	22,563,690	25,121,734	0
Restricted for:				
Equipment Replacement	0	880,177	880,177	0
Unrestricted (Deficit)	<u>(1,900,417)</u>	<u>63,650</u>	<u>(1,836,767)</u>	<u>370,940</u>
<b>TOTAL NET POSITION</b>	<u>\$657,627</u>	<u>\$23,507,517</u>	<u>\$24,165,144</u>	<u>\$370,940</u>

See accompanying notes to the basic financial statements.

**CITY OF WILLOUGHBY, OHIO**  
**STATEMENT OF REVENUES, EXPENSES**  
**AND CHANGES IN NET POSITION**  
**PROPRIETARY FUNDS**  
**FOR THE YEAR ENDED DECEMBER 31, 2020**

	<u>BUSINESS-TYPE</u> <u>ACTIVITIES</u>			<u>GOVERNMENTAL</u> <u>ACTIVITIES</u>
	<u>GOLF</u> <u>COURSE</u>	<u>SEWER</u>	<u>TOTAL</u>	<u>INTERNAL</u> <u>SERVICE FUND</u>
OPERATING REVENUES:				
Charges for Services	\$801,496	\$5,296,076	\$6,097,572	\$0
Other	<u>2,500</u>	<u>4,744</u>	<u>7,244</u>	<u>10,041</u>
Total Operating Revenues	<u>803,996</u>	<u>5,300,820</u>	<u>6,104,816</u>	<u>10,041</u>
OPERATING EXPENSES:				
Personal Services	429,540	2,565,070	2,994,610	0
Contractual Services	98,344	758,669	857,013	0
Materials & Supplies	166,975	151,658	318,633	0
Heat, Light & Power	23,422	276,477	299,899	0
Other Expenses	4,669	26,510	31,179	0
Depreciation	<u>107,266</u>	<u>1,759,677</u>	<u>1,866,943</u>	<u>0</u>
Total Operating Expenses	<u>830,216</u>	<u>5,538,061</u>	<u>6,368,277</u>	<u>0</u>
Net Income (Loss) from Operations	<u>(26,220)</u>	<u>(237,241)</u>	<u>(263,461)</u>	<u>10,041</u>
NON-OPERATING REVENUES (EXPENSES):				
Interest - Income	0	75,093	75,093	0
Interest - Expense	(30,098)	(242,449)	(272,547)	0
Other - Expense	<u>0</u>	<u>(7,750)</u>	<u>(7,750)</u>	<u>0</u>
Total Non-Operating Revenues (Expenses)	<u>(30,098)</u>	<u>(175,106)</u>	<u>(205,204)</u>	<u>0</u>
Net Income (Loss) Before Contributions and Transfers	(56,318)	(412,347)	(468,665)	10,041
Capital Contributions	0	229,491	229,491	0
Transfer In	<u>118,580</u>	<u>0</u>	<u>118,580</u>	<u>0</u>
CHANGE IN NET POSITION	62,262	(182,856)	(120,594)	10,041
NET POSITION BEGINNING OF YEAR	<u>595,365</u>	<u>23,690,373</u>	<u>24,285,738</u>	<u>360,899</u>
NET POSITION END OF YEAR	<u>\$657,627</u>	<u>\$23,507,517</u>	<u>\$24,165,144</u>	<u>\$370,940</u>

See accompanying notes to the basic financial statements.

**CITY OF WILLOUGHBY, OHIO**  
**STATEMENT OF CASH FLOWS**  
**PROPRIETARY FUNDS**  
**FOR THE YEAR ENDED DECEMBER 31, 2020**

(continued on following page)

	<u>Business-Type Activities</u>			<u>Governmental</u>
	<u>Golf</u>	<u>Sewer</u>	<u>Total</u>	<u>Internal</u>
	<u>Course</u>			<u>Service Fund</u>
Cash flows from operating activities:				
Receipts from customers and users	\$900,189	\$5,868,262	\$6,768,451	\$0
Payments to suppliers	(316,572)	(454,765)	(771,337)	0
Payments to employees	(494,612)	(2,556,379)	(3,050,991)	0
Other operating revenues	<u>2,500</u>	<u>4,744</u>	<u>7,244</u>	<u>0</u>
NET CASH PROVIDED BY (USED FOR) OPERATING ACTIVITIES	<u>91,505</u>	<u>2,861,862</u>	<u>2,953,367</u>	<u>0</u>
 Cash flows from capital and related financing activities:				
Proceeds from loans	0	3,698,868	3,698,868	0
Acquisition and construction of capital assets	(43,580)	(4,168,782)	(4,212,362)	0
Proceeds from Interfund Transfer	118,580	0	118,580	0
Principal reduction on long-term debt	(80,000)	(955,085)	(1,035,085)	0
Interest paid on long-term debt	(30,231)	(252,865)	(283,096)	0
Contributions from customers	<u>0</u>	<u>229,491</u>	<u>229,491</u>	<u>0</u>
NET CASH PROVIDED BY (USED FOR) CAPITAL AND RELATED FINANCING ACTIVITIES	<u>(35,231)</u>	<u>(1,448,373)</u>	<u>(1,483,604)</u>	<u>0</u>
 Cash flows from investing activities:				
Interest on investments	<u>0</u>	<u>86,339</u>	<u>86,339</u>	<u>0</u>
NET CASH PROVIDED BY INVESTING ACTIVITIES	<u>0</u>	<u>86,339</u>	<u>86,339</u>	<u>0</u>
 NET INCREASE (DECREASE) IN CASH AND CASH INVESTMENTS	56,274	1,499,828	1,556,102	0
 CASH AND CASH INVESTMENTS AT BEGINNING OF YEAR	<u>40,887</u>	<u>4,438,774</u>	<u>4,479,661</u>	<u>370,940</u>
 CASH AND CASH INVESTMENTS AT END OF YEAR	<u>\$97,161</u>	<u>\$5,938,602</u>	<u>\$6,035,763</u>	<u>\$370,940</u>

The Sewer Fund includes \$1,683,591 of cash and cash investments in restricted assets.

See accompanying notes to the basic financial statements.



**CITY OF WILLOUGHBY, OHIO**  
**STATEMENT OF CASH FLOWS**  
**PROPRIETARY FUNDS**  
**FOR THE YEAR ENDED DECEMBER 31, 2020**

(continued)

	<u>Business-Type Activities</u>			<u>Governmental</u>
	<u>Golf</u>	<u>Sewer</u>	<u>Total</u>	<u>Internal</u>
	<u>Course</u>			<u>Service Fund</u>
RECONCILIATION OF OPERATING INCOME (LOSS) TO				
NET CASH FROM OPERATING ACTIVITIES:				
Operating income (loss)	(\$26,220)	(\$237,241)	(\$263,461)	\$10,041
Adjustments to reconcile operating income (loss) to net cash from operating activities:				
Depreciation	107,266	1,759,677	1,866,943	0
Change in assets and liabilities:				
(Increase) decrease in inventory of supplies	1,543	5,350	6,893	0
(Increase) decrease in accounts receivable	0	22,166	22,166	0
(Increase) decrease in due from other govts	212	49,569	49,781	0
(Increase) decrease in net pension asset	(972)	(4,942)	(5,914)	0
(Increase) decrease in deferred charges	4,144	0	4,144	0
(Increase) decrease in deferred outflows - pension	125,063	635,526	760,589	0
(Increase) decrease in deferred outflows - OPEB	(25,610)	(130,133)	(155,743)	0
Increase (decrease) in accounts payable	7,613	783,290	790,903	0
Increase (decrease) in accrued salaries, wages, and benefits	(65,072)	8,691	(56,381)	0
Increase (decrease) in claims payable	0	0	0	(10,041)
Increase (decrease) in net pension liability	(187,859)	(954,625)	(1,142,484)	0
Increase (decrease) in net OPEB liability	11,567	58,778	70,345	0
Increase (decrease) in deferred inflows - pension	92,641	470,774	563,415	0
Increase (decrease) in deferred inflows - OPEB	47,189	239,795	286,984	0
Increase (decrease) in due to other governments	0	155,187	155,187	0
<b>TOTAL ADJUSTMENTS</b>	<u>117,725</u>	<u>3,099,103</u>	<u>3,216,828</u>	<u>(10,041)</u>
<b>NET CASH PROVIDED BY (USED FOR) OPERATING ACTIVITIES</b>	<u>\$91,505</u>	<u>\$2,861,862</u>	<u>\$2,953,367</u>	<u>\$0</u>

See accompanying notes to the basic financial statements.

**CITY OF WILLOUGHBY, OHIO**  
**STATEMENT OF FIDUCIARY NET POSITION**  
**CUSTODIAL FUNDS**  
**AS OF DECEMBER 31, 2020**

**CUSTODIAL FUNDS**

ASSETS	
Equity in City Treasury Cash and Investments	\$454,187
Cash and Cash Equivalents in Segregated Accounts	<u>269,153</u>
TOTAL ASSETS	<u>723,340</u>
LIABILITIES	
Due to External Parties	<u>269,153</u>
TOTAL LIABILITIES	<u>269,153</u>
NET POSITION	
Restricted for:	
Individuals, Organizations and Other Governments	<u>454,187</u>
TOTAL NET POSITION	<u>\$454,187</u>

See accompanying notes to the basic financial statements.

**CITY OF WILLOUGHBY, OHIO**  
**STATEMENT OF CHANGES IN FIDUCIARY NET POSITION**  
**CUSTODIAL FUNDS**  
**FOR THE YEAR ENDED DECEMBER 31, 2020**

	<b>CUSTODIAL FUNDS</b>
<b>ADDITIONS</b>	
Municipal Court Receipts	\$ 4,232,825
Payments Collected for Other Governments	28,346
Moneys Held for Others	<u>91,778</u>
<b>TOTAL ADDITIONS</b>	<b><u>4,352,949</u></b>
<b>DEDUCTIONS</b>	
Municipal Court Disbursements	4,232,825
Payments for Other Governments	14,891
Medical and Dental for Cobra	90,194
Distributions to Individuals and Organizations	<u>8,627</u>
<b>TOTAL DEDUCTIONS</b>	<b><u>4,346,537</u></b>
NET INCREASE IN FIDUCIARY NET POSITION	6,412
NET POSITION - BEGINNING OF YEAR RESTATED	<u>447,775</u>
<b>NET POSITION - END OF YEAR</b>	<b><u>\$ 454,187</u></b>

See accompanying notes to the basic financial statements.

---

---

**CITY OF WILLOUGHBY, OHIO**  
**NOTES TO THE BASIC FINANCIAL STATEMENTS**  
**FOR THE YEAR ENDED DECEMBER 31, 2020**

---

---

**NOTE 1: REPORTING ENTITY**

The Village of Willoughby was incorporated on August 3, 1853, under laws of the State of Ohio. On June 19, 1951, a voter-approved charter became effective establishing Willoughby as a city and a mayor-council form of government.

A reporting entity is comprised of the primary government, component units, and other organizations that are included to ensure that the financial statements are not misleading.

The City of Willoughby's primary government consists of all funds and departments which are not legally separate from the City. They include police and fire protection, public health, parks and recreation, street maintenance, planning and zoning, municipal court, and other general government services. In addition, the City owns and operates a wastewater treatment and collection system and a golf course that are reported as enterprise funds. None of these services are provided by legally separate organizations; therefore, these operations are included in the primary government. The operation of each of these activities is directly controlled by Council through the budgetary process.

A legally separate organization is a component unit of the primary government if 1) the primary government is financially accountable for the organization; 2) the nature and significance of the relationship between the primary government and the organization are such that the exclusion would cause the reporting entity's basic financial statements to be misleading or incomplete; or 3) the organization is closely related to or financially integrated with the primary government. Component units may also include organizations which are fiscally dependent on the City in that the City approves the budget, the issuance of debt, or the levying of taxes. The reporting entity of the City does not include any component units.

The City is associated with one jointly governed organization, the Northeast Ohio Public Energy Council. Information about the organization is presented in Note 21 to the basic financial statements.

**NOTE 2: SUMMARY OF SIGNIFICANT ACCOUNTING POLICIES**

The financial statements of the City of Willoughby have been prepared in conformity with Generally Accepted Accounting Principles (GAAP) as applied to governmental units. The Governmental Accounting Standards Board (GASB) is the accepted standard-setting body for establishing governmental accounting and financial reporting principles. The more significant of the City's accounting policies are described below.

**A. Basis of Presentation**

The City's basic financial statements consist of government-wide statements, including a statement of net position and a statement of activities, and fund financial statements, which provide a more detailed level of financial information.

---

---

**CITY OF WILLOUGHBY, OHIO**  
**NOTES TO THE BASIC FINANCIAL STATEMENTS**  
**FOR THE YEAR ENDED DECEMBER 31, 2020**

---

---

**Government-wide Financial Statements**– The statement of net position and the statement of activities display information about the City as a whole. These statements include the financial activities of the primary government, except for fiduciary funds. As a general rule, the activity of the internal service fund is eliminated to avoid “doubling up” revenues and expenses. An exception to this general rule is that interfund services provided and used are not eliminated in the process of consolidation. The statements distinguish between those activities of the City that are governmental and those that are considered business-type.

The statement of net position presents the financial condition of the governmental and business-type activities of the City at year-end. The statement of activities presents a comparison between direct expenses and program revenues for each program or function of the City’s governmental activities and for the business-type activities of the City. Direct expenses are those that are specifically associated with a service, program, or department and therefore clearly identifiable to a particular function. Program revenues include charges paid by the recipient of the goods or services offered by the program, grants, and contributions that are restricted to meeting the operational or capital requirements of a particular program and interest earned on grants that is required to be used to support a particular program. Revenues which are not classified as program revenues are presented as general revenues of the City with certain limited exceptions. The comparison of direct expenses with program revenues identifies the extent to which each governmental program or business activity is self-financing or draws from the general revenues of the City.

**Fund Financial Statements**– Fund financial statements are designed to present financial information of the City at a more detailed level. The focus of governmental and enterprise fund financial statements is on major funds. Each major fund is presented in a separate column. Nonmajor funds are aggregated and presented in a single column. Fiduciary funds are reported by type.

**B. Fund Accounting**

The City uses funds to maintain its financial records during the year. A fund is defined as a fiscal and accounting entity with a self-balancing set of accounts. There are three categories of funds: governmental, proprietary, and fiduciary.

**Governmental Funds**– Governmental funds are those through which most governmental functions are financed. Governmental fund reporting focuses on the sources, uses, and balances of current financial resources. Expendable assets and deferred outflows of resources are assigned to the various governmental funds according to the purposes for which they may or must be used. Current liabilities and deferred inflows of resources are assigned to the fund from which they will be paid. The difference between governmental fund assets and deferred outflows of resources compared to liabilities and deferred inflows of resources is reported as fund balance.

---

---

**CITY OF WILLOUGHBY, OHIO**  
**NOTES TO THE BASIC FINANCIAL STATEMENTS**  
**FOR THE YEAR ENDED DECEMBER 31, 2020**

---

---

The following are the City's major governmental funds:

- ▶ **General Fund** – The general fund accounts for all financial resources except those required to be accounted for in another fund. The general fund balance is available to the City for any purpose provided it is expended or transferred according to the charter of the City of Willoughby and/or the general laws of Ohio.
- ▶ **Capital Projects Fund** – This fund accounts for various capital projects and equipment financed by transfers from the General fund, intergovernmental revenue, interest, and the sale of debt and existing capital assets.
- ▶ **General Bond Retirement Fund** – The general bond retirement fund accounts for the accumulation of resources for and the payment of interest and principal on general obligation bonds.

The other governmental funds of the City account for grants and other resources whose use is restricted to a particular purpose.

**Proprietary Funds** – Proprietary fund reporting focuses on the determination of operating income, changes in net position, financial position, and cash flows. Proprietary funds are classified as either enterprise or internal service.

**Enterprise Funds** – Enterprise funds may be used to account for any activity for which a fee is charged to external users for goods or services. The following are the City's major enterprise funds:

- ▶ **Golf Course Fund** – accounts for the operation and services provided at the Willoughby Lost Nation Golf Course.
- ▶ **Sewer Fund** – accounts for sanitary sewer services provided to the residential and commercial users of the cities of Willoughby and Eastlake.

**Internal Service Funds** – Internal Service funds account for the financing of services provided by one department or agency to other departments or agencies of the City on a cost-reimbursement basis. The City's only internal service fund is the Workers' Compensation Retro Rating fund. This fund accounts for the accumulation of funds to pay workers' compensation claims.

**Fiduciary Funds** – Fiduciary fund reporting focuses on net position and changes in net position. The fiduciary fund category is split into four classifications: pension (and other employee benefit) trust funds, investment trust funds, private-purpose trust funds, and custodial funds. Trust funds are distinguished from custodial funds by the existence of a trust agreement or equivalent arrangements that have certain characteristics. Custodial funds are used to report fiduciary activities that are not required to be reported in a trust fund. The City's fiduciary funds are custodial. Custodial funds are

---

---

**CITY OF WILLOUGHBY, OHIO**  
**NOTES TO THE BASIC FINANCIAL STATEMENTS**  
**FOR THE YEAR ENDED DECEMBER 31, 2020**

---

---

used to account for utility bills, Hazmat team equipment maintenance, and building code fees due to other governments, COBRA insurance payments, fines and fees collected by the Willoughby Municipal Court (excluding those due the City of Willoughby) and additional payments due and held for others.

**C. Measurement Focus**

**Government-wide Financial Statements** – The government-wide financial statements are prepared using a flow of economic resources measurement focus. All assets and deferred outflows of resources and all liabilities and deferred inflows of resources associated with the operation of the City are included on the statement of net position.

**Fund Financial Statements** – All governmental funds are accounted for using a flow of current financial resources measurement focus. With this measurement focus, only current assets and deferred outflows of resources and current liabilities and deferred inflows of resources generally are included on the balance sheet. The statement of revenues, expenditures, and changes in fund balances reports on the sources (i.e., revenues and other financing sources) and uses (i.e., expenditures and other financing uses) of current financial resources. This approach differs from the manner in which the governmental activities of the government-wide financial statements are prepared. Governmental fund financial statements therefore include a reconciliation with brief explanations to better identify the relationship between the government-wide statements and the statements for governmental funds.

Like the government-wide statements, all proprietary funds are accounted for on a flow of economic resources measurement focus. All assets and deferred outflows of resources and all liabilities and deferred inflows of resources associated with the operation of these funds are included on the statement of fund net position. The statement of revenues, expenses, and changes in fund net position presents increases (i.e., revenues) and decreases (i.e., expenses) in total net position. The statement of cash flows provides information about how the City finances and meets the cash flow needs of its proprietary activities.

**D. Basis of Accounting**

Basis of accounting determines when transactions are recorded in the financial records and reported on the financial statements. Government-wide financial statements are prepared using the accrual basis of accounting; proprietary and fiduciary funds also use the accrual basis of accounting. Governmental funds use the modified accrual basis of accounting. Differences in the accrual and modified accrual basis of accounting arise in the recognition of revenue, the recording of deferred inflows and outflows, and in the presentation of expenses versus expenditures.

---

---

**CITY OF WILLOUGHBY, OHIO**  
**NOTES TO THE BASIC FINANCIAL STATEMENTS**  
**FOR THE YEAR ENDED DECEMBER 31, 2020**

---

---

**Revenues – Exchange and Nonexchange Transactions** – Revenue resulting from exchange transactions, in which each party gives and receives essentially equal value, is recorded on the accrual basis when the exchange takes place. On a modified accrual basis, revenue is recorded in the year in which the resources are measurable and become available. Available means that the resources will be collected within the current year or are expected to be collected soon enough thereafter to be used to pay liabilities of the current year. For the City, available means expected to be received within sixty days of year end.

Nonexchange transactions, in which the City receives value without directly giving equal value in return, include income taxes, property taxes, grants, entitlements, and donations. On an accrual basis, revenue from income taxes is recognized in the period in which the income is earned. Revenue from property taxes is recognized in the year for which the taxes are levied (see Note 8). Revenue from grants, entitlements, and donations is recognized in the year in which all eligibility requirements have been satisfied. Eligibility requirements include timing requirements, which specify the year when the resources are required to be used or the year when use is first permitted, matching requirements, in which the City must provide local resources to be used for a specified purpose, and expenditure requirements, in which the resources are provided to the City on a reimbursement basis. On the modified accrual basis, revenue from non-exchange transactions must also be available before it can be recognized.

Under the modified accrual basis, the following revenue sources are considered to be both measurable and available at year end: income tax, state-levied locally shared taxes (including gasoline tax and motor vehicle license tax), fines and forfeitures, interest, grants and entitlements, and rentals.

**Deferred Outflows/Inflows of Resources** – In addition to assets, the statements of financial position will sometimes report a separate section for deferred outflows of resources. Deferred outflows of resources represent a consumption of net position that applies to a future period and will not be recognized as an outflow of resources (expense/expenditure) until then. For the City, deferred outflows of resources are reported on the government-wide statement of net position for deferred charges on refunding, pension and OPEB. A deferred charge on refunding results from the difference in the carrying value of refunded debt and its reacquisition price. This amount is deferred and amortized over the shorter of the life of the refunded or refunding debt. The deferred outflows of resources related to pension and OPEB plans are explained in Notes 10 and 11.

In addition to liabilities, the statements of net position report a separate section for deferred inflows of resources. Deferred inflows of resources represent an acquisition of net position that applies to a future period and will not be recognized until that time. For the City, deferred inflows of resources include property taxes, pension, OPEB and unavailable revenues. Property taxes represent amounts for which there is an enforceable legal claim as of December 31, 2020, but which were levied to finance year 2021 operations. These amounts have been recorded as deferred inflows on both the



---

---

**CITY OF WILLOUGHBY, OHIO**  
**NOTES TO THE BASIC FINANCIAL STATEMENTS**  
**FOR THE YEAR ENDED DECEMBER 31, 2020**

---

---

government-wide statement of net position and the governmental fund financial statements. Unavailable revenue is reported only on the governmental funds balance sheet and represents receivables which will not be collected within the available period. For the City, unavailable revenue includes delinquent property taxes, income taxes, franchise taxes, intergovernmental grants, special assessments, fines and forfeitures and charges for services. These amounts are deferred and recognized as an inflow of resources in the period the amounts become available. Deferred inflows of resources related to pension and OPEB plans are reported on the government-wide statement of net position. (See Notes 10 and 11)

**Expenses/Expenditures** – On the accrual basis of accounting, expenses are recognized at the time they are incurred.

The measurement focus of governmental fund accounting is on decreases in net financial resources (expenditures) rather than expenses. Expenditures are generally recognized in the accounting period in which the related fund liability is incurred, if measurable. Allocations of cost, such as depreciation and amortization, are not recognized in governmental funds.

**E. Pensions/Other Post-Employment Benefits (OPEB)**

For the purposes of measuring the net pension/OPEB liability/(asset), deferred outflows of resources and deferred inflows of resources related to pensions/OPEB, and pension/OPEB expense, information about the fiduciary net position of the pension/OPEB plans and additions to/deductions from their fiduciary net position have been determined on the same basis as they are reported by the pension/OPEB plans. For this purpose, benefit payments (including refunds of employee contributions) are recognized when due and payable in accordance with the benefit terms. The pension/OPEB plans report investments at fair value.

**F. Pooled Cash and Cash Equivalents**

To improve cash management, cash received by the City is pooled. Monies for all funds, including proprietary funds, with the exception of the Municipal Court, are maintained in this pool. Individual fund integrity is maintained through the City's records. Each fund's interest in the pool is presented as "Equity in City Treasury Cash and Investments."

The City has segregated bank accounts for monies held separate from the City's central bank account. Some of these interest-bearing depository accounts are presented on the statement of net position as "Restricted Assets".

For presentation on the financial statements, investments of the cash management pool and investments with original maturity of three months or less at the time they are purchased by the City are considered to be cash equivalents. Investments with an initial maturity of more than three months are reported as investments.

---

---

**CITY OF WILLOUGHBY, OHIO**  
**NOTES TO THE BASIC FINANCIAL STATEMENTS**  
**FOR THE YEAR ENDED DECEMBER 31, 2020**

---

---

During 2020, The City's investments included the State Treasury Asset Reserve of Ohio (STAR Ohio), non-negotiable and negotiable certificates of deposits, United States Treasury Notes, United States Agency debt securities, commercial paper and money market mutual funds. The City's investment in State Treasury Asset Reserve of Ohio (STAR Ohio) is an investment pool managed by the State Treasurer's Office which allows governments within the State to pool their funds for investment purposes. STAR Ohio is not registered with the SEC as an investment company and is recognized as an external investment pool by the City. The City measures their investment in STAR Ohio as the net asset value (NAV) per share provided by STAR Ohio. The NAV per share is calculated on an amortized cost basis that provides a NAV per share that approximates fair value.

For 2020, there were no limitations or restrictions on any participant withdrawals due to redemption notice periods, liquidity fees, or redemption gates. However, notice must be given 24 hours in advance of all deposits and withdrawals exceeding \$25 million. STAR Ohio reserves the right to limit the transaction to \$100 million, requiring the excess amount to be transacted the following business day(s), but only to the \$100 million limit. All accounts of the participant will be combined for these purposes.

Aside from investments clearly identified as belonging to a specific fund, any unrealized gain/loss resulting from the valuation will be recognized within the General fund to the extent its cash and investments balance exceeds the cumulative value of those investments. The gain/loss resulting from valuation will be reported within the investment earnings account on the statement of activities.

Following Ohio statutes, the City has specified the funds to receive an allocation of interest earnings. Interest revenue credited to the General fund during fiscal year 2020 amounted to \$433,201 which includes \$189,441 assigned from other City funds.

**G. Receivables**

Receivables at December 31, 2020 consist of taxes, amounts due from other governments, accounts (billings for user charged services), loan, special assessments, and accrued interest on investments. All are deemed collectible in full.

**H. Materials and Supplies Inventory**

Inventory consists of expendable supplies held for consumption. On government-wide financial statements, inventories are presented at the lower of cost or market on a first-in, first-out basis and are expensed when used.

On fund financial statements, inventories of governmental funds are stated at cost while inventories of proprietary funds are stated at the lower of cost or market. For all funds, cost is determined on a first-in, first-out basis. The cost of inventory items is recorded as an expenditure in the governmental fund types when purchased. Inventories of the proprietary funds are expensed when used.

---



---

**CITY OF WILLOUGHBY, OHIO**  
**NOTES TO THE BASIC FINANCIAL STATEMENTS**  
**FOR THE YEAR ENDED DECEMBER 31, 2020**

---



---

**I. Prepaid Items**

Payments made to vendors for services that will benefit periods beyond December 31, 2020 are recorded as prepaid items using the consumption method by recording a current asset for the prepaid amount and reflecting the expenditure/expense in the year in which services are consumed.

**J. Capital Assets**

General capital assets are capital assets which are associated with and generally arise from governmental activities. They result from expenditures in the governmental funds. General capital assets are reported in the governmental activities column of the government-wide statement of net position but are not reported in the fund financial statements. Capital assets utilized by the proprietary funds are reported both in the business-type activities column of the government-wide statement of net position and in the respective funds.

All capital assets are capitalized at cost (or estimated historical cost) and updated for additions and retirements during the year. Donated capital assets are recorded at acquisition value as of the date received. The City's capitalization threshold is \$5,000. The City's infrastructure consists of roads, sidewalks, curbs and gutters, storm sewers, streetlights, traffic signals, and bridges. Infrastructure acquired prior to implementation of GASB34 has been reported, using City records and data provided by the City Engineer. Improvements are capitalized; the costs of normal maintenance and repairs that do not add to the value of the asset or materially extend an asset's life are not.

Interest incurred during the construction of proprietary fund capital assets is also capitalized. All capital assets are depreciated except for land and construction in progress. Improvements are depreciated over the remaining useful lives of the related capital assets.

Useful lives for infrastructure were estimated based on the City's historical records of necessary improvements and replacement.

Depreciation is computed using the straight-line method over the following useful lives:

Description	Governmental Activities Estimated Lives	Business-Type Activities Estimated Lives
Buildings and Improvements	4 – 40 years	5 – 45 years
Land Improvements	5 – 50 years	5 – 50 years
Machinery and Equipment	3 – 20 years	3 – 40 years
Infrastructure	10 – 50 years	50 years

---

---

**CITY OF WILLOUGHBY, OHIO**  
**NOTES TO THE BASIC FINANCIAL STATEMENTS**  
**FOR THE YEAR ENDED DECEMBER 31, 2020**

---

---

**K. Interfund Balances**

On fund financial statements, outstanding interfund loans and unpaid amounts for interfund services are reported as “due to/from other funds.” Interfund loans which do not represent available expendable resources are offset by a fund balance non-spendable or restricted account. Interfund balance amounts are eliminated in the statement of net position, except for any net residual amounts due between governmental and business-type activities, which are presented as internal balances.

**L. Compensated Absences**

Vacation benefits are accrued as a liability as the benefits are earned if the employees’ rights to receive compensation are attributable to services already rendered and it is probable that the employer will compensate the employees for the benefits through paid time off or some other means.

Sick leave benefits are accrued as a liability using the vesting method. The liability includes the employees who are currently eligible to receive termination benefits and those that the City has identified as probable of receiving payment in the future. The amount is based on accumulated sick leave and employee wage rates at year end, taking into consideration any limits specified in the City’s termination policy.

The entire compensated absence liability is reported on the government-wide financial statements.

On the governmental fund financial statements, compensated absences are recognized as liabilities and expenditures to the extent payments come due each period upon the occurrence of employee resignations and retirements. These amounts are recorded in the account “Matured Compensated Absences Payable” in the general fund. In proprietary funds, the entire amount of compensated absences is reported as a fund liability.

**M. Accrued Liabilities and Long-term Obligations**

All payables, accrued liabilities, and long-term obligations are reported in the government-wide financial statements, and all payables, accrued liabilities, and long-term obligations payable from proprietary funds are reported on the proprietary fund financial statements.

In general, governmental fund payables and accrued liabilities that, once incurred, are paid in a timely manner and in full; from current financial resources are reported as obligations of the funds. However, claims and judgments, landfill post closure care, compensated absences and special termination benefits that will be paid from governmental funds are reported as a liability in the fund financial statements only to the extent that they are due for payment during the current year. Net pension/OPEB liability should be recognized in the governmental funds to the extent that benefit

---

---

**CITY OF WILLOUGHBY, OHIO**  
**NOTES TO THE BASIC FINANCIAL STATEMENTS**  
**FOR THE YEAR ENDED DECEMBER 31, 2020**

---

---

payments are due and payable and the pension/OPEB plan's fiduciary net position is not sufficient for payment of those benefits. Bonds and long-term loans are recognized as a liability on the governmental fund financial statements when due.

**N. Fund Balance**

Fund balance is divided into five classifications based primarily on the extent to which the City is bound to observe constraints imposed upon the use of the resources in the governmental funds. The classifications are as follows:

***Nonspendable*** The nonspendable fund balance category includes amounts that cannot be spent because they are not in spendable form, or legally or contractually required to be maintained intact. The "not in spendable form" criterion includes items that are not expected to be converted to cash. It also includes the long-term amount of interfund loans.

***Restricted*** Fund balance is reported as restricted when constraints placed on the use of resources are either externally imposed by creditors (such as through debt covenants), grantors, contributors, or laws or regulations of other governments or is imposed by law through constitutional provisions or enabling legislation (City Ordinances).

Enabling legislation authorizes the City to assess, levy, charge, or otherwise mandate payment of resources (from external resource providers) and includes a legally enforceable requirement that those resources be used only for the specific purposes stipulated in the legislation. Legal enforceability means that the City can be compelled by an external party-such as citizens, public interest groups, or the judiciary to use resources created by enabling legislation only for the purposes specified by the legislation.

***Committed*** The committed fund balance classifications include amounts that can be used only for the specific purposes imposed by formal action (resolution) of City Council. Those committed amounts cannot be used for any other purpose unless City Council removes or changes the specified use by taking the same type of action (resolution) it employed to previously commit those amounts. In contrast to fund balance that is restricted by enabling legislation, committed fund balance classification may be redeployed for other purposes with appropriate due process. Constraints imposed on the use of committed amounts are imposed by City Council, separate from the authorization to raise the underlying revenue; therefore, compliance with these constraints is not considered to be legally enforceable. Committed fund balance also incorporates contractual obligations to the extent that existing resources in the fund have been specifically committed for use in satisfying those contractual requirements.

***Assigned*** Amounts in the assigned fund balance classification are intended to be used by the City for specific purposes but do not meet the criteria to be classified as restricted or committed. In governmental funds other than the general fund, assigned fund balance represents the remaining amount that is not restricted or committed. In

---

---

**CITY OF WILLOUGHBY, OHIO**  
**NOTES TO THE BASIC FINANCIAL STATEMENTS**  
**FOR THE YEAR ENDED DECEMBER 31, 2020**

---

---

the general fund, assigned amounts represent intended uses established by policies of City Council and the Mayor or a Director delegated that authority by City Charter or ordinance, or by state statute. State statute authorizes the Finance Director to assign fund balance for purchase orders; provided such amounts have been lawfully appropriated.

***Unassigned*** Unassigned fund balance is the residual classification for the general fund and includes all spendable amounts not contained in the other classifications. In other governmental funds, the unassigned classification is used only to report a deficit balance resulting from overspending for specific purposes for which amounts had been restricted, committed, or assigned.

The City applies restricted resources first when expenditures are incurred for purposes for which either restricted or unrestricted (committed, assigned, and unassigned) amounts are available. Similarly, within unrestricted fund balance, committed amounts are reduced first followed by assigned, and then unassigned amounts when expenditures are incurred for purposes for which amounts in any of the unrestricted fund balance classifications could be used.

**O. Net Position**

Net position represents the difference between assets plus deferred outflows and liabilities plus deferred inflows. Net investment in capital assets consists of capital assets, net of accumulated depreciation, reduced by the outstanding balances of any borrowing used for the acquisition, construction, or improvement of those assets plus deferred outflows related to debt refunding. Net position is reported as restricted when there are limitations imposed on their use either through constitutional provisions or enabling legislation or through external restrictions imposed by creditors, grantors, or laws or regulations of other governments.

The City applies restricted resources first when an expense is incurred for purposes for which both net position-restricted and net position-unrestricted are available.

**P. Grants and Intergovernmental Revenues**

Federal grants and assistance awards made on the basis of entitlement periods are recorded as intergovernmental receivables and revenues when entitlement occurs. Federal reimbursement-type grants are recorded as intergovernmental receivables and revenues in the period when all applicable eligibility requirements have been met and the resources are available.

**Q. Operating Revenues and Expenses**

Operating revenues are those revenues that are generated directly from the primary activity of the proprietary funds. For the City, these revenues are charges for sewer and golf course services. Operating expenses are necessary costs that have been incurred in

---

---

**CITY OF WILLOUGHBY, OHIO**  
**NOTES TO THE BASIC FINANCIAL STATEMENTS**  
**FOR THE YEAR ENDED DECEMBER 31, 2020**

---

---

order to provide the good or service that is the primary activity of the fund. All revenues and expenses not meeting this definition are reported as non-operating.

**R. Contributions of Capital**

Contributions of capital in governmental and business activities financial statements arise from outside contributions of capital assets, tap-in fees to the extent they exceed the cost of the connection to the system, or from grants or outside contributions of resources restricted to capital acquisition and construction.

**S. Interfund Activity**

Transfers between governmental and business-type activities on the government-wide statements are reported in the same manner as general revenues.

Exchange transactions between funds are reported as revenues in the seller funds and as expenditures/expenses in the purchaser funds. Flows of cash or goods from one fund to another without a requirement for repayment are reported as interfund transfers. Interfund transfers are reported as other financing sources/uses in governmental funds and after nonoperating revenues/expenses in proprietary funds. Repayments from funds responsible for particular expenditures/expenses to the funds that initially paid for them are not presented on the financial statements.

**T. Extraordinary and Special Items**

Extraordinary items are transactions or events that are both unusual in nature and infrequent in occurrence. Special items are transactions or events that are within the control of the City Administration and that are either unusual in nature or infrequent in occurrence. Neither of these occurred in 2020.

**U. Estimates**

The preparation of the financial statements in conformity with generally accepted accounting principles requires management to make estimates and assumptions that affect the amounts reported in the financial statements and accompanying notes. Actual results may differ from those estimates.

**V. Budgetary Data**

All funds, except custodial funds, are legally required to be budgeted and appropriated. The major documents prepared are the tax budget, the certificate of estimated resources, and the appropriations resolution, all of which are prepared on the budgetary basis of accounting. The tax budget demonstrates a need for existing or increased tax rates. The certificate of estimated resources establishes a limit on the amount Council may appropriate. The appropriations resolution is Council's authorization to spend resources and sets annual limits on expenditures plus encumbrances at the level of control selected

---

---

**CITY OF WILLOUGHBY, OHIO**  
**NOTES TO THE BASIC FINANCIAL STATEMENTS**  
**FOR THE YEAR ENDED DECEMBER 31, 2020**

---

---

by Council. The primary level of budgetary control for those funds paying wages is at the branch level (legislative, judicial, executive) and within each branch at the account classification level of personal services and benefits as required by Ohio law. For other account classifications including services and supplies, capital and transfers the level of control selected by Council is at the fund level. Budgetary modifications may only be made by resolution of the City Council at the legal level of control. The certificate of estimated resources may be amended during the year if projected increases or decreases in revenue are identified by the Finance Director. The amounts reported as the original budgeted amounts on the budgetary statements reflect the amounts on the certificate of estimated resources when the original appropriations were adopted. The amounts reported as the final budgeted amounts on the budgetary statements reflect the amounts on the final amended certificate of estimated resources issued during 2020.

The appropriation resolution is subject to amendment throughout the year with the restriction that appropriations cannot exceed estimated resources. The amounts reported as the original budgeted amounts reflect the first appropriation resolution for that fund that covered the entire year, including amounts automatically carried forward from prior years. The amounts reported as the final budgeted amounts represent the final appropriation amounts passed by Council during the year.

**NOTE 3: COMPLIANCE AND ACCOUNTABILITY**

**A. Change in Accounting Principles and Recently Issued Accounting Pronouncements**

During the year, the City implemented the following Governmental Accounting Standards Board (GASB) Statements:

GASB Statement No. 83 addresses accounting and financial reporting for certain asset retirement obligations (AROs). An ARO is a legally enforceable liability associated with the retirement of a tangible capital asset. A government that has legal obligations to perform future asset retirement activities related to its tangible capital assets should recognize a liability based on the guidance in this Statement. The implementation of GASB Statement No. 83 did not have an effect on the financial statements of the City.

GASB Statement No. 84, *Fiduciary Activities*, and related guidance from (GASB) Implementation Guide No. 2019-2, *Fiduciary Activities*. This Statement established specific criteria for identifying activities that should be reported as fiduciary activities and clarifies whether and how business-type activities should report their fiduciary activities. The City reviewed its fiduciary funds and certain funds will be reported in the new fiduciary fund classification of custodial funds while other funds have been reclassified as governmental funds.

GASB Statement No. 88, *Certain Disclosures Related to Debt, including Direct Borrowings and Direct Placements*. The primary objective of this Statement is to improve the information that is disclosed in notes to government financial statements related to debt, including direct borrowings and direct placements. It also clarifies which



**CITY OF WILLOUGHBY, OHIO**  
**NOTES TO THE BASIC FINANCIAL STATEMENTS**  
**FOR THE YEAR ENDED DECEMBER 31, 2020**

liabilities governments should include when disclosing information related to debt. These changes were incorporated in the City's fiscal year 2020 financial statements, debt schedules, and note disclosures however, there was no effect on beginning net position/fund balance.

GASB Statement No. 90, *Majority Equity Interests – an amendment of GASB Statements No. 14 and No. 61*). The primary objectives of this Statement are to improve the consistency and comparability of reporting a government's majority equity interest in a legally separate organization and to improve the relevance of financial statements information for certain component units. The implementation of this statement did not have an effect on the financial statements of the City.

The City also followed guidance in GASB Statement No. 95, *Postponement of the Effective Dates of Certain Authoritative Guidance*. The primary objective of this Statement is to provide temporary relief to governments and other stakeholders in light of the COVID-19 pandemic. The implementation of other GASB statements has been postponed following this guidance.

**B. Restatement of Fund Balances and Net Position**

The implementation of GASB 84 resulted in the following restatements of fund balance and net position at December 31, 2020:

	General	Capital Projects	General Bond Retirement	Other Governmental	Total Governmental
Fund Balances Dec 31, 2019	\$ 8,649,586	\$ 2,270,511	\$ 1,042,565	\$ 4,230,091	\$ 16,192,753
Adjustments -GASB 84	<u>374,782</u>	<u>130,000</u>	<u>0</u>	<u>27,621</u>	<u>532,403</u>
Restated Fund Balances, Dec 31, 2019	<u>\$ 9,024,368</u>	<u>\$ 2,400,511</u>	<u>\$ 1,042,565</u>	<u>\$ 4,257,712</u>	<u>\$ 16,725,156</u>

	Total Governmental
Net Position Dec 31, 2019	\$ 18,010,924
Adjustments -GASB 84	<u>532,403</u>
Restated Net Position , Dec 31, 2019	<u>\$ 18,543,327</u>

	Custodial Funds
Net Position as previously reported	\$ 0
Adjustments -GASB 84	<u>447,775</u>
Restated Net Position , January 1, 2020	<u>\$ 447,775</u>

**CITY OF WILLOUGHBY, OHIO**  
**NOTES TO THE BASIC FINANCIAL STATEMENTS**  
**FOR THE YEAR ENDED DECEMBER 31, 2020**

**C. Fund Deficits**

The Golf Course fund had deficit net position-unrestricted of \$1,900,417. The “Due to Other Funds” amount includes \$1,058,903 of advances from the General, General Bond Retirement and Capital Projects funds.

**NOTE 4: FUND BALANCE**

Fund balance is classified as nonspendable, restricted, committed, assigned and/or unassigned based primarily on the extent to which the City is bound to observe constraints imposed upon the use of the resources in the government funds. The constraints placed on fund balance for the major governmental funds and all other governmental funds are presented below:

FUND BALANCE	General Fund	Capital Projects	General Bond Retirement	Nonmajor Governmental Funds	Total
<u>Nonspendable</u>					
Interfund loans	\$ 135,000	\$ 0	\$ 0	\$ 0	\$ 135,000
Inventory	104,628	0	0	78,846	183,474
Prepays	2,239	0	0	0	2,239
Cemetery	<u>0</u>	<u>0</u>	<u>0</u>	<u>367,632</u>	<u>367,632</u>
Total Nonspendable	241,867	0	0	446,478	688,345
<u>Restricted for</u>					
Road and infrastructure	0	0	0	1,850,092	1,850,092
Recreation	0	0	0	378,824	378,824
Municipal Court	0	0	0	565,545	565,545
Police and Fire departments	0	0	0	550,841	550,841
Law Enforcement	0	0	0	60,890	60,890
Drug and Alcohol enforcement	0	0	0	384,234	384,234
Sidewalks and Trees	0	0	0	223,495	223,495
Street Lighting	0	0	0	293,388	293,388
Capital grant	0	8,184	0	0	8,184
Debt Service	<u>0</u>	<u>0</u>	<u>1,039,085</u>	<u>0</u>	<u>1,039,085</u>
Total Restricted	0	8,184	1,039,085	4,307,309	5,354,578
<u>Committed to</u>					
Compensated Absences	244,033	0	0	0	244,033
Capital improvements	<u>0</u>	<u>1,916,217</u>	<u>0</u>	<u>0</u>	<u>1,916,217</u>
Total Committed	244,033	1,916,217	0	0	2,160,250
<u>Assigned to</u>					
General Government	267,550	0	0	0	267,550
Security of Persons	167,713	0	0	0	167,713
Public Health & Welfare	5,744	0	0	0	5,744
Community Environment	75,218	0	0	0	75,218
Leisure Activities	45,415	0	0	0	45,415
Basic Utilities	<u>15,642</u>	<u>0</u>	<u>0</u>	<u>0</u>	<u>15,642</u>
Total Assigned	577,282	0	0	0	577,282
Unassigned	<u>10,669,074</u>	<u>0</u>	<u>0</u>	<u>0</u>	<u>10,669,074</u>
Total Fund Balances	<u>\$ 11,732,256</u>	<u>\$ 1,924,401</u>	<u>\$ 1,039,085</u>	<u>\$ 4,753,787</u>	<u>\$ 19,449,529</u>

---

---

**CITY OF WILLOUGHBY, OHIO**  
**NOTES TO THE BASIC FINANCIAL STATEMENTS**  
**FOR THE YEAR ENDED DECEMBER 31, 2020**

---

---

**NOTE 5: DEPOSITS AND INVESTMENTS**

**A. Deposits**

State statutes require the classification of funds held by the City into three categories:

Active deposits are public funds necessary to meet current demands on the treasury. Such monies must be maintained either as cash in the City Treasury or in depository accounts payable or able to be withdrawn on demand, including negotiable order of withdrawal (NOW) accounts, or in money market deposit accounts.

Inactive deposits are public funds not required for use within the current five-year period of designation of depositories. Inactive deposits may be deposited or invested only as certificates of deposit maturing no later than the end of the current period of designation of depositories.

Interim deposits are public funds not needed for immediate use but needed before the end of the current period of designation of depositories. Interim deposits must be evidenced by time certificates of deposit maturing not more than one year from the date of deposit, or by savings or deposit accounts.

**B. Investments**

The Finance Director is permitted to invest in any security authorized by the Ohio Revised Code, Section 135.14, or other relevant sections as amended. All investment procedures are conducted as specified in the Ohio Revised Code including, but not limited to, the collateralization of deposits and repurchase agreements. The maximum final maturity of any investment will be five years from the date of purchase. The City's investment practices have consistently protected the portfolio from unnecessary credit risk (safety) and market risks (liquidity) while providing a competitive yield. Currently some eligible investments in the portfolio were purchased with remaining terms of up to five years. Generally, the majority of purchases are still being made in investments with remaining terms of two years or less. Average days to maturity for the City's investments at December 31, 2020 was 626.

Investments are permitted in the following securities:

- United States Treasury notes, bills, bonds, or any other obligation or security issued by the United States Treasury or any other obligation guaranteed as to principal or interest by the United States;
- Bonds, notes, debentures, or any other obligations or securities issued by any federal government agency or instrumentality, including but not limited to, the Federal National Mortgage Association, Federal Home Loan Bank, Federal Home Loan Mortgage Corporation, Government National Mortgage Association, and Student Loan

---

---

**CITY OF WILLOUGHBY, OHIO**  
**NOTES TO THE BASIC FINANCIAL STATEMENTS**  
**FOR THE YEAR ENDED DECEMBER 31, 2020**

---

---

- Marketing Association. All federal agency securities shall be direct issuances of federal government agencies or instrumentalities;
- Written repurchase agreements in the securities listed above;
  - Bonds and other obligations of the State of Ohio or Ohio local governments;
  - Certificates of deposits (collateralized as described below) in eligible institutions or savings or deposit accounts;
  - No-load money market funds consisting exclusively of obligations described in paragraph 1 or 2 of this section and repurchase agreements secured as described are made only through eligible institutions mentioned in Section 135.03 of the Ohio Revised Code;
  - The State Treasury Asset Reserve Funds (STAR Ohio) as provided in Section 135.45 of the Ohio Revised Code;
  - Bankers' acceptances and commercial paper if training requirements have been met.

The following disclosure is based on the criteria described in GASB Statement No. 40, "Deposits and Investments Risk Disclosures".

***Cash on Hand***

At December 31, 2020, the City had \$6,495 in undeposited cash on hand, which is included on the balance sheet of the City as part of "Equity in City Treasury Cash and Investments".

***Deposits***

Custodial credit risk is the risk that, in the event of bank failure, the City will not be able to recover deposits or collateral securities that are in the possession of an outside party. Ohio law requires that deposits either be insured or protected by (1) eligible securities pledged to the City and deposited with a qualified trustee by the financial institution as security for repayment whose fair value at all times shall be at least 105 percent of the deposits being secured, or (2) participation in the Ohio Pooled Collateral System, a collateral pool of eligible securities deposited with a qualified trustee and pledged to the Treasurer of State to secure the repayment of all public monies deposited in the financial institution. OPCS requires the total fair value of the securities pledged to be 102 percent of the deposits being secured. The City has no deposit policy for custodial credit risk beyond the requirements of State statute.

At December 31, 2020, the carrying amount of the City's deposits, including certificates of deposit with various financial institutions was \$4,457,121 including restricted cash of \$1,683,591 and the bank balance was \$5,138,308. \$1,750,000 of the City's bank balance was covered by Federal Depository Insurance. \$3,291,764 was collateralized through participation in the Ohio Pooled Collateral System (OPCS). \$96,544 was uninsured and collateralized with securities held by the pledging financial institutions trust department or agent but not in the City's name.

**CITY OF WILLOUGHBY, OHIO**  
**NOTES TO THE BASIC FINANCIAL STATEMENTS**  
**FOR THE YEAR ENDED DECEMBER 31, 2020**

Although the securities were held by the pledging institution's trust department and all statutory requirements for the investments of money had been followed, noncompliance with Federal requirements could potentially subject the City to a successful claim by the FDIC.

***Investments***

The City has a formal investment policy and utilizes a pooled investment concept for all its funds to maximize its investment program. STAR Ohio is measured at net asset value per share while all other investments are measured at fair value. Fair value is determined by quoted market prices and acceptable other pricing methodologies. The City categorizes its fair value measurements within the fair value hierarchy established by generally accepted accounting principles. The hierarchy is based on the valuation inputs used to measure the fair value of the asset. Level 1 inputs are quoted prices in active markets for identical assets. Level 2 inputs are significant other observable inputs. Level 3 inputs are significant unobservable inputs. The following table identifies the City's recurring fair value measurement as of December 31, 2020. As previously discussed, STAR Ohio is reported at its net asset value. All other investments of the City are valued using observable pricing methods (Level 2 inputs). As of December 31, 2020, fair value was \$349,059 above the City's net cost for investments.

Investment Type/ Valuation	Moody's Rating	S&P Rating	Measurement Amount	Investment Maturities	
				Less than 1 Year	Greater than 2 Years
Net Asset Value (NAV):					
STAR Ohio	Aaa	AAAam	\$ 3,292,359	\$ 3,292,359	\$ 0
STAR Plus	Aaa	AAAam	2,000,103	2,000,103	0
First Am Govt Obligations Fund	Aaa	AAAam	206,652	206,652	0
Fair Value:					
FFCB	Aaa	AA+	4,883,927	0	4,883,927
FNMA	Aaa	AA+	658,075	0	658,075
FHLMC	Aaa	AA+	646,234	0	646,234
US Treasury Note	Aaa	AAA	257,120	0	257,120
Negotiable Certificates of Deposit	N/A	N/A	6,989,480	0	6,989,480
Commercial Paper	P-1	A-1	1,997,999	1,997,999	0
			<u>\$ 20,931,949</u>	<u>\$ 7,497,113</u>	<u>\$ 13,434,836</u>

***Interest Rate Risk:*** As a means of limiting its exposure to fair value losses caused by rising interest rates, it is the City's investment policy that operating funds be invested primarily in short-term investments maturing within five years from the date of purchase and the City's investment portfolio be structured so that securities mature to meet cash requirements for ongoing operations and/or long-term debt payments. The intent of this policy is to avoid the need to sell securities prior to maturity.

***Credit Risk:*** The credit risk of the City's investments is in the table above. Ohio law requires that STAR Ohio maintain the highest rating provided by at least one nationally recognized standard rating service. At December 31, 2020, the weighted average maturity of investments with STAR Ohio was 56 days. The City has no investments policy that would further limit its investment choices.

**CITY OF WILLOUGHBY, OHIO**  
**NOTES TO THE BASIC FINANCIAL STATEMENTS**  
**FOR THE YEAR ENDED DECEMBER 31, 2020**

*Custodial Credit Risk:* For an investment, custodial credit risk is the risk that, in the event of the failure of the counterparty, the City will not be able to recover the value of its investments or collateral securities that are in the possession of an outside party. The U.S. Agency notes are exposed to custodial credit risk in that they are uninsured, unregistered, and held by the counterparty's trust department or agent but not in the City's name.

The City has no investment policy dealing with investment custodial risk beyond the requirement in State statute that prohibits payment for investments prior to the delivery of the securities representing such investments to the Finance Director or qualified trustee.

*Concentration of Credit Risk:* The City Investment Policy places no limit on the amount it may invest in any one issuer. In 2020, the City's total investments are 3.09% in FHLMC, 23.33% in FFCB, 3.14% in FNMA and 1.23% in U.S. Treasury Note. Other investments not specifically guaranteed by the U.S. Government total 69.21%.

**NOTE 6: INTERFUND TRANSFERS AND BALANCES**

As of December 31, 2020, interfund transfers were as follows:

<i>Transfer To</i>	<i>Transfer From</i>			<i>Total</i>
	<i>General Fund</i>	<i>Capital Projects Fund</i>	<i>Nonmajor Governmental Funds</i>	
General Bond Retirement Fund	\$ 50,000	\$ 75,000	\$ 150,000	\$ 275,000
Golf Course	75,000	0	43,580	118,580
Nonmajor Governmental Funds	<u>2,050,000</u>	<u>0</u>	<u>0</u>	<u>2,050,000</u>
Total	<u>\$ 2,175,000</u>	<u>\$ 75,000</u>	<u>\$ 193,580</u>	<u>\$ 2,443,580</u>

The General fund transfers to the Nonmajor Governmental funds were made to provide additional resources for current operations. The General fund transfer to the Golf Course was for debt payment and the transfer from Nonmajor Governmental funds was for a capital asset purchase. The transfers from the General fund, Capital Projects and Nonmajor Governmental funds to the General Bond Retirement fund were for debt payments.

As of December 31, 2020, interfund balances were as follows:

	<i>Due from Other Funds</i>	<i>Due to Other Funds</i>
<i>Major Funds</i>		
General	\$ 135,000	\$0
Capital Projects	5,000	0
General Bond Retirement	918,903	0
Golf Course	<u>0</u>	<u>1,058,903</u>
	<u>\$ 1,058,903</u>	<u>\$ 1,058,903</u>

---



---

**CITY OF WILLOUGHBY, OHIO**  
**NOTES TO THE BASIC FINANCIAL STATEMENTS**  
**FOR THE YEAR ENDED DECEMBER 31, 2020**

---



---

The City has internal balances of \$1,058,903. This includes advances from the General fund for Golf Course operations. The General Bond Retirement fund balances are for Golf Course debt payments and the Capital Projects fund balances are for an equipment purchase of the Golf Enterprise fund. The Golf Course advances of \$1,058,903 are not expected to be repaid within one year.

**NOTE 7: BUDGETARY BASIS OF ACCOUNTING**

While the City is reporting financial position, results of operations, and changes in fund balances on the basis of generally accepted accounting principles (GAAP), the budgetary basis as provided by law is based upon accounting for certain transactions on a basis of cash receipts, disbursements, and encumbrances. The Statement of Revenues, Expenditures, and Changes in Fund Balance – Budget (Non-GAAP Basis) and Actual for the General fund is presented on the budgetary basis to provide a meaningful comparison of actual results with the budget.

The major differences between the budget basis and the GAAP basis are that:

- A. Revenues are recorded when received in cash (budget) as opposed to when susceptible to accrual (GAAP).
- B. Expenditures are recorded when paid in cash (budget) as opposed to when the liability is incurred (GAAP).
- C. Encumbrances are treated as expenditures (budget) rather than as a restricted, committed or assigned fund balance (GAAP).
- D. Advances In and Advances Out are operating transactions (budget) as opposed to balance sheet transactions (GAAP).
- E. Investments are reported at cost (budget) rather than fair value (GAAP).

The following table summarizes the adjustments necessary to reconcile the GAAP basis statement to the budget basis statement for the General fund.

<b>Net Change in Fund Balance</b>	
GAAP Basis	\$ 2,688,951
Net Adjustment for Revenue Accruals	305,945
Fair Value Adjustment for Investments	(204,377)
Net Adjustment for Expenditure Accruals	316,820
Encumbrances	(523,844)
Current Expenditures Against Prior Year Encumbrances	<u>401,692</u>
Budget Basis	<u><u>\$ 2,985,186</u></u>

**NOTE 8: RECEIVABLES**

Receivables at December 31, 2020 consisted primarily of municipal income taxes, property and other taxes, intergovernmental receivables arising from entitlements and shared revenues, special assessments, accrued interest on investments, and accounts (billings for user charged services).

---



---

**CITY OF WILLOUGHBY, OHIO**  
**NOTES TO THE BASIC FINANCIAL STATEMENTS**  
**FOR THE YEAR ENDED DECEMBER 31, 2020**

---



---

No allowance for doubtful accounts has been recorded because uncollectible amounts are expected to be insignificant.

**A. Property Taxes**

Property taxes include amounts levied against all real and public utility property located in the City. Property tax revenue received during 2020 for real and public property taxes represents collections of 2019 taxes.

2020 real property taxes are levied after October 1, 2020, on the assessed value as of January 1, 2020, the lien date. Assessed values are established by State law at 35 percent of appraised market value. 2020 real property taxes are collected in and intended to finance 2021 operations.

Public utility tangible personal property currently is assessed at varying percentages of true value; public utility real property is assessed at 35 percent of true value. 2020 public utility property taxes which became a lien December 31, 2019, are levied after October 1, 2020, and are collected in 2021 with real property taxes.

The full tax rate for all City operations for the year ended December 31, 2020, was \$8.48 per \$1,000 of assessed value. The assessed values of real and tangible personal property upon which 2020 property tax receipts were based are as follows:

Real Property	\$632,179,680
Public Utility Tangible	\$18,807,380
<b>Total</b>	<b>\$650,987,060</b>

Real property taxes are payable annually or semiannually. The due date for the 2020 levy was February 17, 2021, for all or one half of the taxes due. The second half due date is July 21, 2021.

The County Treasurer collects property taxes on behalf of all taxing districts in the County, including the City of Willoughby. The County Auditor periodically remits to the City its portion of the taxes collected.

Property taxes receivable represents real and tangible personal property taxes, public utility taxes and outstanding delinquencies which are measurable as of December 31, 2020 and for which there is an enforceable legal claim. In General, Police Pension, Fire Pension, Recreation, Road and Bridge, and General Bond Retirement funds, the entire receivable has been offset by deferred inflows since the current taxes were not levied to finance 2020 operations and the collection of delinquent taxes during the available period is not subject to reasonable estimation. On a full accrual basis, collectible delinquent property taxes have been recorded as revenue while the remainder of the receivable is a deferred inflow.



**CITY OF WILLOUGHBY, OHIO**  
**NOTES TO THE BASIC FINANCIAL STATEMENTS**  
**FOR THE YEAR ENDED DECEMBER 31, 2020**

**B. Municipal Income Taxes**

The City levies a municipal income tax of 2 percent on all salaries, wages, commissions, and other compensation, and net profits earned within the City, as well as resident incomes earned outside the City. In the latter case, the City allows a credit of 100 percent of the tax paid to another municipality not to exceed the amount owed. The Regional Income Tax Agency (R.I.T.A) provides services to collect taxes, acting as an agent of the City. Each member municipality appoints its own delegate to the Regional Council of Governments which oversees R.I.T.A. Since 2018, net profit taxpayers in Ohio may opt in for collection by the State of Ohio Department of Taxation.

Employers within the City are required to withhold income tax on employee compensation and remit the tax to the R.I.T.A. either monthly or quarterly, as required. Corporations and other individual taxpayers are required to pay their estimated tax at least quarterly and file a final return annually.

**C. Intergovernmental Receivables**

A summary of the principal items of intergovernmental receivables follows:

<b>Governmental Activities:</b>	
Property & Other Local Taxes	\$ 12,276
OWDA and OPWC	143,424
Gasoline & Motor Vehicle Tax	589,958
Local Government	575,368
Charges for Service	46,543
Homestead and Rollback	178,000
Grants	123,979
Fines	156,176
Total Governmental	<u>1,825,724</u>
<b>Business-Type Activities:</b>	
Charges for Service	260,462
OWDA and OPWC	658,838
Total Business-Type	<u>919,300</u>
<b>Total Intergovernmental Receivables</b>	<b>\$ <u>2,745,024</u></b>

**D. Loan Receivable**

The City is reporting a long-term loan receivable related to the Airport Improvement bonds (See Note 16). During 2014, the City entered into an agreement with the Lake County Port and Economic Development Authority for the transfer of ownership of the Willoughby Lost Nation Municipal Airport. As part of this agreement the Lake County Port and Economic Development Authority is obligated to make annual debt payments to reimburse the City for the Airport Improvement bonds. At December 31, 2020, the remaining balance being reported in the City's financial statements is \$115,000.

**CITY OF WILLOUGHBY, OHIO**  
**NOTES TO THE BASIC FINANCIAL STATEMENTS**  
**FOR THE YEAR ENDED DECEMBER 31, 2020**

**NOTE 9: CAPITAL ASSETS**

A summary of changes in capital assets during 2020 follows:

	Balance 01/01/20	Additions	Deletions	Balance 12/31/20
<b>Governmental Activities</b>				
<i>Capital Assets Not Being Depreciated</i>				
Land	\$8,055,203	\$0	\$0	\$8,055,203
Construction in Progress	7,210,617	882,760	(969,737)	7,123,640
<i>Total Capital Assets Not Being Depreciated</i>	<u>15,265,820</u>	<u>882,760</u>	<u>(969,737)</u>	<u>15,178,843</u>
<i>Capital Assets Being Depreciated</i>				
Buildings	30,402,040	436,376	(89,481)	30,748,935
Improvements	16,270,598	2,509,814	(46,420)	18,733,992
Machinery and Equipment	13,931,940	1,417,225	(735,499)	14,613,666
<b>Infrastructure:</b>				
Roads	36,025,201	1,508,279	(1,506,200)	36,027,280
Sidewalks	1,163,026	0	0	1,163,026
Curbs & Gutters	985,795	0	0	985,795
Storm Sewers	11,642,640	0	0	11,642,640
Street Lights	54,380	0	0	54,380
Traffic Signals	1,790,846	24,104	0	1,814,950
Bridges	533,211	0	0	533,211
<i>Total Capital Assets Being Depreciated</i>	<u>112,799,677</u>	<u>5,895,798</u>	<u>(2,377,600)</u>	<u>116,317,875</u>
<i>Less Accumulated Depreciation</i>				
Buildings	(11,840,326)	(696,864)	85,006	(12,452,184)
Improvements	(11,621,168)	(354,377)	46,420	(11,929,125)
Machinery and Equipment	(9,752,784)	(781,386)	690,088	(9,844,082)
<b>Infrastructure:</b>				
Roads	(24,471,536)	(2,573,955)	1,506,200	(25,539,291)
Sidewalks	(986,962)	(40,058)	0	(1,027,020)
Curbs & Gutters	(864,731)	(34,589)	0	(899,320)
Storm Sewers	(5,987,340)	(283,664)	0	(6,271,004)
Street Lights	(39,852)	0	0	(39,852)
Traffic Signals	(1,526,921)	(21,416)	0	(1,548,337)
Bridges	(205,458)	(9,964)	0	(215,422)
<i>Total Accumulated Depreciation</i>	<u>(67,297,078)</u>	<u>(4,796,273)</u>	<u>2,327,714</u>	<u>(69,765,637)</u>
<i>Total Capital Assets Being Depreciated, Net</i>	<u>45,502,599</u>	<u>1,099,525</u>	<u>(49,886)</u>	<u>46,552,238</u>
<b>Total Government Activities Capital Assets, Net</b>	<u><b>\$60,768,419</b></u>	<u><b>\$1,982,285</b></u>	<u><b>(\$1,019,623)</b></u>	<u><b>\$61,731,081</b></u>

**CITY OF WILLOUGHBY, OHIO**  
**NOTES TO THE BASIC FINANCIAL STATEMENTS**  
**FOR THE YEAR ENDED DECEMBER 31, 2020**

**NOTE 9: CAPITAL ASSETS (CONTINUED)**

	Balance 01/01/20	Additions	Deletions	Balance 12/31/20
<b>Business-Type Activities</b>				
<i>Capital Assets Not Being Depreciated</i>				
Land	\$2,673,107	\$0	\$0	\$2,673,107
Construction in Progress	588,293	4,006,061	0	4,594,354
<i>Total Capital Assets Not Being Depreciated</i>	<u>3,261,400</u>	<u>4,006,061</u>	<u>0</u>	<u>7,267,461</u>
<i>Capital Assets Being Depreciated</i>				
Buildings	26,670,818	122,434	0	26,793,252
Improvements	43,608,725	0	0	43,608,725
Machinery and Equipment	5,624,236	83,867	(13,537)	5,694,566
<i>Total Capital Assets Being Depreciated</i>	<u>75,903,779</u>	<u>206,301</u>	<u>(13,537)</u>	<u>76,096,543</u>
<i>Less Accumulated Depreciation</i>				
Buildings	(15,265,851)	(705,366)	0	(15,971,217)
Improvements	(22,127,759)	(963,143)	0	(23,090,902)
Machinery and Equipment	(4,063,357)	(198,434)	5,787	(4,256,004)
<i>Total Accumulated Depreciation</i>	<u>(41,456,967)</u>	<u>(1,866,943)</u>	<u>5,787</u>	<u>(43,318,123)</u>
<i>Total Capital Assets Being Depreciated, Net</i>	<u>34,446,812</u>	<u>(1,660,642)</u>	<u>(7,750)</u>	<u>32,778,420</u>
<b>Total Business-Type Capital Assets, Net</b>	<u><u>\$37,708,212</u></u>	<u><u>\$2,345,419</u></u>	<u><u>(\$7,750)</u></u>	<u><u>\$40,045,881</u></u>
Depreciation expense was charged to governmental functions as follows:				
General Government				\$339,720
Security of Persons and Property				679,857
Public Health and Welfare				8,908
Community Environment				5,013
Leisure Time Activities				361,330
Transportation				2,912,102
Basic Utility Service				489,343
<b>Total</b>				<u><u>\$4,796,273</u></u>
Depreciation expense was charged to business-type activities as follows:				
Golf				\$107,266
Sewer				1,759,677
<b>Total</b>				<u><u>\$1,866,943</u></u>

---

---

**CITY OF WILLOUGHBY, OHIO**  
**NOTES TO THE BASIC FINANCIAL STATEMENTS**  
**FOR THE YEAR ENDED DECEMBER 31, 2020**

---

---

**NOTE 10: DEFINED BENEFIT PENSION PLANS**

**Net Pension Liability/Asset**

The net pension liability/asset reported on the statement of net position represents a liability/asset to employees for pensions. Pensions are a component of exchange transactions—between an employer and its employees—of salaries and benefits for employee services. Pensions are provided to an employee—on a deferred-payment basis—as part of the total compensation package offered by an employer for employee services each financial period. The obligation to sacrifice resources for pensions is a present obligation because it was created as a result of employment exchanges that already have occurred.

The net pension liability/asset represents the City’s proportionate share of each pension plan’s collective actuarial present value of projected benefit payments attributable to past periods of service, net of each pension plan’s fiduciary net position. The net pension liability/asset calculation is dependent on critical long-term variables, including estimated average life expectancies, earnings on investments, cost of living adjustments and others. While these estimates use the best information available, unknowable future events require adjusting this estimate annually.

Ohio Revised Code limits the City’s obligation for this liability to annually required payments. The City cannot control benefit terms or the manner in which pensions are financed; however, the City does receive the benefit of employees’ services in exchange for compensation including pension.

GASB 68 assumes the liability is solely the obligation of the employer, because (1) they benefit from employee services; and (2) State statute requires all funding to come from these employers. All contributions to date have come solely from these employers (which also includes costs paid in the form of withholdings from employees). State statute requires the pension plans to amortize unfunded liabilities within 30 years. If the amortization period exceeds 30 years, each pension plan’s board must propose corrective action to the State legislature. Any resulting legislative change to benefits or funding could significantly affect the net pension liability. Resulting adjustments to the net pension liability would be effective when the changes are legally enforceable.

The proportionate share of each plan’s unfunded benefits is presented as a long-term *net pension liability* on the accrual basis of accounting. Any liability for the contractually required pension contribution outstanding at the end of the year is included in salaries, wages and benefits payable on both the accrual and modified accrual bases of accounting.

**Plan Description – Ohio Public Employees Retirement System (OPERS)**

Plan Description - City employees, other than full-time police and firefighters, participate in the Ohio Public Employees Retirement System (OPERS). OPERS administers three separate pension plans. The traditional pension plan is a cost-sharing, multiple-employer defined benefit pension plan. The member-directed plan is a defined contribution plan,

**CITY OF WILLOUGHBY, OHIO**  
**NOTES TO THE BASIC FINANCIAL STATEMENTS**  
**FOR THE YEAR ENDED DECEMBER 31, 2020**

and the combined plan is a cost-sharing, multiple-employer defined benefit pension plan with defined contribution features. While members (e.g., City employees) may elect the member-directed plan and the combined plan, substantially all employee members are in OPERS' traditional plan; therefore, the following disclosure focuses on the traditional pension plan.

OPERS provides retirement, disability, survivor and death benefits, and annual cost of living adjustments to members of the traditional plan. Authority to establish and amend benefits is provided by Chapter 145 of the Ohio Revised Code. OPERS issues a stand-alone financial report that includes financial statements, required supplementary information and detailed information about OPERS' fiduciary net position that may be obtained by visiting <https://www.opers.org/financial/reports.shtml>, by writing to the Ohio Public Employees Retirement System, 277 East Town Street, Columbus, Ohio 43215-4642, or by calling 800-222-7377.

Senate Bill (SB) 343 was enacted into law with an effective date of January 7, 2013. In the legislation, members were categorized into three groups with varying provisions of the law applicable to each group. The following table provides age and service requirements for retirement and the retirement formula applied to final average salary (FAS) for the three member groups under the traditional plan as per the reduced benefits adopted by SB 343 (see OPERS' Comprehensive Annual Financial Report referenced above for additional information):

<b>GROUP A</b>	<b>GROUP B</b>	<b>GROUP C</b>
Eligible to retire prior to January 7, 2013 or five years after January 7, 2013	20 years of service credit prior to January 7, 2013 or eligible to retire ten years after January 7, 2013	Members not in other Groups and members hired on or after January 7, 2013
<b>State and Local</b>	<b>State and Local</b>	<b>State and Local</b>
<b>Age and Service Requirements:</b> Age 60 with 60 months of service credit or Age 55 with 25 years of service credit	<b>Age and Service Requirements:</b> Age 60 with 60 months of service credit or Age 55 with 25 years of service credit	<b>Age and Service Requirements:</b> Age 62 with 60 months of service credit or Age 57 with 25 years of service credit
<b>Formula:</b> 2.2% of FAS multiplied by years of service for the first 30 years and 2.5% for service years in excess of 30	<b>Formula:</b> 2.2% of FAS multiplied by years of service for the first 30 years and 2.5% for service years in excess of 30	<b>Formula:</b> 2.2% of FAS multiplied by years of service for the first 35 years and 2.5% for service years in excess of 35

Final average Salary (FAS) represents the average of the three highest years of earnings over a member's career for Groups A and B. Group C is based on the average of the five highest years of earnings over a member's career.

Members who retire before meeting the age and years of service credit requirement for unreduced benefits receive a percentage reduction in the benefit amount. The base amount of a member's pension benefit is locked in upon receipt of the initial benefit payment for calculation of the annual cost-of-living adjustment.

When a traditional plan benefit recipient has received benefits for 12 months, an annual cost of living adjustment (COLA) is provided. This COLA is calculated on the base retirement benefit at the date of retirement and is not compounded. For those retiring

---

---

**CITY OF WILLOUGHBY, OHIO**  
**NOTES TO THE BASIC FINANCIAL STATEMENTS**  
**FOR THE YEAR ENDED DECEMBER 31, 2020**

---

---

prior to January 7, 2013, the COLA will continue to be a 3 percent simple annual COLA. For those retiring subsequent to January 7, 2013, beginning in calendar year 2019, the COLA will be based on the average percentage increase in the Consumer Price Index, capped at 3 percent.

A death benefit of \$500 - \$2,500, determined by the number of years of service credit of the retiree, is paid to the beneficiary of a deceased retiree or disability benefit recipient under the Traditional and Combined Plans.

The OPERS Board of Trustees approved a proposal at its October 2019 meeting to create a new tier of membership in the OPERS traditional pension plan. OPERS currently splits its non-retired membership into Groups A, B or C depending on age and service criteria. Retirement Group D would consist of OPERS contributing members hired in 2022 and beyond. Group D will have its own eligibility standards, benefit structure and unique member features designed to meet the changing needs of Ohio Public Workers. It will also help OPERS address expected investment market volatility and adjust for the lack of available funding for health care.

Defined contribution plan benefits are established in the plan documents, which may be amended by the Board. Members of both the member-directed plan and the combined plan who have met the retirement eligibility requirements may apply for retirement benefits. The amount available for defined contribution benefits in the combined plan consists of the members' contributions plus or minus the investment gains or losses resulting from the members' investment selections. Combined plan members wishing to receive benefits must meet the requirements for both the defined benefit and defined contribution plans. Member-directed participants must have attained the age of 55, have money on deposit in the defined contribution plan and have terminated public service to apply for retirement benefits. The amount available for defined contribution benefits in the member-directed plan consists of the members' contributions, vested employer contributions and investment gains or losses resulting from the members' investment selections. Employer contributions and associated investment earnings vest over a five-year period, at a rate of 20 percent each year. At retirement, members may select one of several distribution options for payment of the vested balance in their individual OPERS accounts. Options include the purchase of a monthly defined benefit annuity from OPERS (which includes joint and survivor options), partial lump-sum payments (subject to limitations), a rollover of the vested account balance to another financial institution, receipt of the entire account balance, net of taxes withheld, or a combination of these options.

**CITY OF WILLOUGHBY, OHIO**  
**NOTES TO THE BASIC FINANCIAL STATEMENTS**  
**FOR THE YEAR ENDED DECEMBER 31, 2020**

Funding Policy - The Ohio Revised Code (ORC) provides statutory authority for member and employer contributions as follows:

	<u>STATE &amp; LOCAL</u>
<b>2020 Statutory Maximum Contribution Rates</b>	
EMPLOYER	14%
EMPLOYEE	10%
<b>2020 Actual Contribution Rates</b>	
EMPLOYER:	
Pension	14%
Post-employment Health Care Benefits	0%
TOTAL EMPLOYER	<u>14%</u>
EMPLOYEE	<u>10%</u>

Employer contribution rates are actuarially determined and are expressed as a percentage of covered payroll. The City’s contractually required contributions were \$1,182,215 for 2020. Of this amount, \$42,260 is reported as salaries, wages and benefits payable.

**Plan Description – Ohio Police & Fire Pension Fund (OP&F)**

Plan Description – The City’s full-time police and firefighters participate in Ohio Police and Fire Pension Fund (OP&F), a cost-sharing, multiple-employer defined benefit pension plan administered by OP&F. OP&F provides retirement and disability pension benefits, annual cost-of-living adjustments, and death benefits to plan members and beneficiaries. Benefit provisions are established by the Ohio State Legislature and are codified in Chapter 742 of the Ohio Revised Code. OP&F issues a publicly available financial report that includes financial information and required supplementary information and detailed information about OP&F fiduciary net position. The report that may be obtained by visiting the OP&F website at [www.op-f.org](http://www.op-f.org) or by writing to the Ohio Police and Fire Pension Fund, 140 East Town Street, Columbus, Ohio 43215-5164.

Upon attaining a qualifying age with sufficient years of service, a member of OP&F may retire and receive a lifetime monthly pension. OP&F offers four types of service retirement: normal, service commuted, age/service commuted and actuarially reduced. Each type has different eligibility guidelines and is calculated using the member’s average annual salary. The following discussion of the pension formula relates to normal service retirement.

---



---

**CITY OF WILLOUGHBY, OHIO**  
**NOTES TO THE BASIC FINANCIAL STATEMENTS**  
**FOR THE YEAR ENDED DECEMBER 31, 2020**

---



---

For members hired after July 1, 2013, the minimum retirement age is 52 for normal service retirement with at least 25 years of service credit. For members hired on or before July 1, 2013, the minimum retirement age is 48 for normal service retirement with at least 25 years of service credit.

The annual pension benefit for normal service retirement is equal to a percentage of the allowable average annual salary. The percentage equals 2.5 percent for each of the first 20 years of service credit, 2.0 percent for each of the next five years of service credit and 1.5 percent for each year of service credit in excess of 25 years. The maximum pension of 72 percent of the allowable average annual salary is paid after 33 years of service credit.

Under normal service retirement, retired members who are at least 55 years old and have been receiving OP&F benefits for at least one year may be eligible for a cost-of-living allowance adjustment. The age 55 provision for receiving a COLA does not apply to those who are receiving a permanent and total disability benefit and statutory survivors. Members participating in DROP program have separate eligibility requirements related to COLA.

Members retiring under normal service retirement, with less than 15 years of service credit on July 1, 2013, and members whose pension benefit became effective on or after July 1, 2013, will receive a COLA equal to a percentage of the member's base pension benefit where the percentage is the lesser of three percent or the percentage increase in the consumer price index, if any, over the 12 month period that ends on the thirtieth day of September of the immediately preceding year, rounded to the nearest one-tenth of one-percent.

Funding Policy - The Ohio Revised Code (ORC) provides statutory authority for member and employer contributions as follows:

	<b>POLICE</b>	<b>FIRE</b>
<b>2020 Statutory Maximum Contribution Rates</b>		
EMPLOYER:	19.50 %	24.00 %
EMPLOYEE:	12.25 %	12.25 %
<b>2020 Actual Contribution Rates</b>		
EMPLOYER:		
Pension	19.00 %	23.50 %
Post-employment Health Care Benefits	0.50	0.50
Total Employer	<u>19.50 %</u>	<u>24.00 %</u>
Total Employee	<u>12.25 %</u>	<u>12.25 %</u>



**CITY OF WILLOUGHBY, OHIO**  
**NOTES TO THE BASIC FINANCIAL STATEMENTS**  
**FOR THE YEAR ENDED DECEMBER 31, 2020**

Employer contribution rates are expressed as a percentage of covered payroll. The City's contractually required contribution to OP&F was \$1,705,700 for 2020. Of this amount, \$59,615 is reported as salaries, wages and benefits payable.

In addition to current contributions, the City pays installments on a specific liability incurred when the State of Ohio established the statewide pension system Police and Fire in 1967. As of December 31, 2020, the specific liability of the City was \$79,558 payable in semi-annual payments through the year 2035.

**Pension Liabilities, Pension Assets, Pension Expense, and Deferred Outflows of Resources and Deferred Inflows of Resources Related to Pensions**

The net pension liability/asset for OPERS was measured as of December 31, 2019, and the total pension liability/asset used to calculate the net pension liability/asset was determined by an actuarial valuation as of that date. OP&F's total pension liability was measured as of December 31, 2019 and was determined by rolling forward the total pension liability as of January 1, 2019, to December 31, 2019.

The City's proportion of the net pension liability/asset was based on the City's share of contributions to the pension plan relative to the contributions of all participating entities. Following is information related to the proportionate share and pension expense:

	OPERS Traditional Pension Plan	OPERS Combined Pension Plan	OP&F Police	OP&F Fire	Total
Proportion of the Net					
Pension Liability/(Asset):					
Current Measurement Date	0.063407%	0.038003%	0.1560714%	0.1702546%	
Prior Measurement Date	<u>0.064405%</u>	<u>0.047230%</u>	<u>0.1639130%</u>	<u>0.1758830%</u>	
Change in Proportionate Share	<u>-0.000998%</u>	<u>-0.009227%</u>	<u>-0.0078416%</u>	<u>-0.0056284%</u>	
Proportionate Share of the Net					
Pension Liability/(Asset)	\$12,532,824	(\$79,245)	\$10,513,803	\$ 11,469,259	\$34,436,641
Pension Expense	\$ 1,957,262	\$ 9,834	\$ 1,257,776	\$ 1,332,434	\$ 4,557,306

**CITY OF WILLOUGHBY, OHIO**  
**NOTES TO THE BASIC FINANCIAL STATEMENTS**  
**FOR THE YEAR ENDED DECEMBER 31, 2020**

At December 31, 2020, the City reported deferred outflows of resources and deferred inflows of resources related to pensions from the following sources:

	OPERS	OP&F Police	OP&F Fire	Total
<b><u>Deferred Outflows of Resources</u></b>				
Differences between expected and actual experience	\$0	\$397,984	\$434,150	832,134
Changes of assumptions	677,570	258,087	281,541	1,217,198
Changes in proportion and differences between City contributions and proportionate share of contributions	\$51,453	\$175,726	\$141,887	\$369,066
City contributions subsequent to the measurement date	<u>1,182,215</u>	<u>803,682</u>	<u>902,018</u>	<u>2,887,915</u>
Total Deferred Outflows of Resources	<u>\$1,911,238</u>	<u>\$1,635,479</u>	<u>\$1,759,596</u>	<u>\$5,306,313</u>
<b><u>Deferred Inflows of Resources</u></b>				
Net difference between projected and actual earnings on pension plan investments	\$2,510,293	\$507,899	\$554,056	\$3,572,248
Differences between expected and actual experience	\$177,062	\$542,239	\$591,515	\$1,310,816
Changes in proportion and differences between City contributions and proportionate share of contributions	<u>138,721</u>	<u>570,822</u>	<u>617,880</u>	<u>1,327,423</u>
Total Deferred Inflows of Resources	<u>\$2,826,076</u>	<u>\$1,620,960</u>	<u>\$1,763,451</u>	<u>\$6,210,487</u>

\$2,887,915 was reported as deferred outflows of resources related to pension resulting from City's contributions subsequent to the measurement date which will be recognized as a reduction of the net pension liability in the year ending December 31, 2021.

Other amounts reported as deferred outflows of resources and deferred inflows of resources related to pension will be recognized in pension expense as follows:

	OPERS	OP&F Police	OP&F Fire	Total
Year Ending December 31:				
2021	(\$345,283)	(\$196,255)	(\$253,745)	(\$795,283)
2022	(859,065)	(130,657)	(166,435)	(1,156,157)
2023	102,293	164,487	157,284	424,064
2024	(997,672)	(543,705)	(566,363)	(2,107,740)
2025	80	(83,033)	(76,614)	(159,567)
Thereafter	<u>2,594</u>	<u>0</u>	<u>0</u>	<u>2,594</u>
<b>Total</b>	<b><u>(\$2,097,053)</u></b>	<b><u>(\$789,163)</u></b>	<b><u>(\$905,873)</u></b>	<b><u>(\$3,792,089)</u></b>

---



---

**CITY OF WILLOUGHBY, OHIO**  
**NOTES TO THE BASIC FINANCIAL STATEMENTS**  
**FOR THE YEAR ENDED DECEMBER 31, 2020**

---



---

**Actuarial Assumptions - OPERS**

Actuarial valuations of an ongoing plan involve estimates of the values of reported amounts and assumptions about the probability of occurrence of events far into the future. Examples include assumptions about future employment, mortality, and cost trends. Actuarially determined amounts are subject to continual review or modification as actual results are compared with past expectations and new estimates are made about the future.

Projections of benefits for financial reporting purposes are based on the substantive plan (the plan as understood by the employers and plan members) and include the types of benefits provided at the time of each valuation. The total pension liability in the December 31, 2019, actuarial valuation was determined using the following actuarial assumptions, applied to all prior periods included in the measurement in accordance with the requirements of GASB 67. Key methods and assumptions used in the last actuarial evaluation, reflecting experience study results, are presented below:

Wage Inflation	3.25%
Future Salary Increases, including inflation COLA or Ad Hoc COLA	3.25% -10.75% including wage inflation Pre 1/7/2013 retirees; 3%, simple Post 1/7/2013 retirees; 3%, simple through 2020, then 2.15% simple
Investment Rate of Return	7.2%
Actuarial Cost Method	Individual Entry Age

The total pension asset in the December 31, 2019 actuarial valuation was determined using the following actuarial assumptions, applied to all periods included in the measurement:

Wage Inflation	3.25%
Future Salary Increases, including inflation COLA or Ad Hoc COLA	3.25% -8.25% including wage inflation Pre 1/7/2013 retirees; 3%, simple Post 1/7/2013 retirees; 3%, simple through 2020, then 2.15% simple
Investment Rate of Return	7.2%
Actuarial Cost Method	Individual Entry Age

Pre-retirement mortality rates are based on the RP-2014 Employee's mortality table for males and females, adjusted for mortality improvement back to the observation period base year of 2006. The base year for males and females was then established to be 2015 and 2010, respectively. Post-retirement mortality rates are based on the RP-2014 Healthy Annuitant mortality table for males and females, adjusted for mortality improvement back to the observation period base year of 2006. The base year for males and females was then established to be 2015 and 2010, respectively. Post-retirement mortality rates for disabled retirees are based on the RP-2014 Disabled mortality table for males and females, adjusted for mortality improvement back to the observation period base year of

**CITY OF WILLOUGHBY, OHIO**  
**NOTES TO THE BASIC FINANCIAL STATEMENTS**  
**FOR THE YEAR ENDED DECEMBER 31, 2020**

2006. The base year for males and females was then established to be 2015 and 2010, respectively. Mortality rates for a particular calendar year are determined by applying the MP-2015 mortality improvement scale to all of the previously described tables.

The most recent experience study was completed for the five-year period ended December 31, 2015.

The long-term rate of return on defined benefit investment assets was determined using a building-block method in which best-estimate ranges of expected future real rates of return are developed for each major asset class. These ranges are combined to produce the long-term expected real rate of return by weighting the expected future real rates of return by the target asset allocation percentage, adjusted for inflation.

OPERS manages investments in four investment portfolios: the Defined Benefits portfolio, the 401(h) Health Care portfolio, the 115 Health Care Trust portfolio and the Defined Contribution portfolio. The Defined Benefit portfolio includes the investment assets of the Traditional Pension Plan, the defined benefit component of the Combined Plan, and the annuitized accounts of the Member-Directed Plan. Within the Defined Benefit portfolio, contributions into the plans are all recorded at the same time, and benefit payments all occur on the first of the month. Accordingly, the money-weighted rate of return is considered to be the same for all plans within the portfolio. The annual money weighted rate of return expressing investment performance, net of investments expense and adjusted for the changing amounts actually invested, for the Defined Benefit portfolio was at a loss of 17.2 percent for 2019.

The allocation of investment assets with the Defined Benefit portfolio is approved by the Board of Trustees as outlined in the annual investment plan. Plan assets are managed on a total return basis with a long-term objective of achieving and maintaining a fully funded status for the benefits provided through the defined benefit pension plans. The table below displays the Board-approved asset allocation policy for 2019 and the long-term expected real rates of return:

Asset Class	Target Allocation	Weighted Average Long-Term Expected Real Rate of Return (Arithmetic)
Fixed Income	25.00 %	1.83 %
Domestic Equities	19.00	5.75
Real Estate	10.00	5.20
Private Equity	12.00	10.70
International Equities	21.00	7.66
Other investments	13.00	4.98
<b>Total</b>	<b>100.00 %</b>	<b>5.61 %</b>

---



---

**CITY OF WILLOUGHBY, OHIO**  
**NOTES TO THE BASIC FINANCIAL STATEMENTS**  
**FOR THE YEAR ENDED DECEMBER 31, 2020**

---



---

**Discount Rate** The discount rate used to measure the total pension liability was 7.2 percent, post- experience study results. The projection of cash flows used to determine the discount rate assumed that contributions from plan members and those of the contributing employers are made at the statutorily required rates. Based on those assumptions, the pension plan’s fiduciary net position was projected to be available to make all projected future benefits payments of current plan members. Therefore, the long-term expected rate of return on pension plan investments was applied to all periods of projected benefit payments to determine the total pension liability.

**Sensitivity of the City’s Proportionate Share of the Net Pension Liability to Changes in the Discount Rate** The following table presents the City’s proportionate share of the net pension liability calculated using the current period discount rate assumption of 7.2 percent, as well as what the City’s proportionate share of the net pension liability would be if it were calculated using a discount rate that is one-percentage-point lower (6.2 percent) or one-percentage-point higher (8.2 percent) than the current rate:

City's proportionate share of the net pension liability/(asset)	1% Decrease (6.20%)	Current Discount Rate (7.20%)	1% Increase (8.20%)
Traditional Pension Plan	\$20,670,682	\$12,532,824	\$5,217,128
Combined Plan	(\$47,884)	(\$79,245)	(\$101,848)

**Changes Between Measurement Date and Report Date**

Subsequent to December 31, 2019, the global economy was impacted by the COVID-19 pandemic and market volatility increased significantly. It is likely that 2020 investment market conditions and other economic factors will be negatively impacted; however, the overall impact on the OPERS investment portfolio and finding position is unknown at this time.

**Actuarial Assumptions – OP&F**

OP&F’s total pension liability as of December 31, 2019 is based on the results of an actuarial valuation date of January 1, 2019 and rolled-forward using generally accepted actuarial procedures. The total pension liability is determined by OP&F’s actuaries in accordance with GASB Statement No. 67, as part of their annual valuation. Actuarial valuations of an ongoing plan involve estimates of reported amounts and assumptions about probability of occurrence of events far into the future. Examples include assumptions about future employment mortality, salary increases, disabilities, retirements and employment terminations. Actuarially determined amounts are subject to continual review and potential modifications, as actual results are compared with past expectations and new estimates are made about the future. Assumptions considered were: withdrawal rates, disability retirement, service retirement, DROP elections, mortality, percent married and forms of the payment, DROP interest rate, CPI-based COLA, investment returns, salary increases and payroll growth.

**CITY OF WILLOUGHBY, OHIO**  
**NOTES TO THE BASIC FINANCIAL STATEMENTS**  
**FOR THE YEAR ENDED DECEMBER 31, 2020**

Key methods and assumptions used in calculating the total pension liability in the latest actuarial valuation, prepared as of January 1, 2019, are presented below:

Valuation Date	1/1/2019 with actuarial liabilities rolled forward to December 31, 2019
Actuarial Cost Method	Entry Age Normal
Investment Rate of Return	8.00%
Projected Salary Increases	3.75% - 10.5%
Payroll Growth	Inflation rate of 2.75% plus productivity increase rate of 0.5 percent
Cost of Living Adjustments	3.00 percent simple, 2.2 percent simple for increases based on the lesser of the increase in CPI and 3 percent

Mortality for non-disabled participants is based on the RP-2014 Total Employee and Healthy Annuitant Mortality Tables rolled back to 2006, adjusted according to the rates in the following table, and projected with the Conduent Modified 2016 Improvement Scale. Rates for surviving beneficiaries are adjusted by 120 percent.

<b>Age</b>	<b>Police</b>	<b>Fire</b>
67 or less	77 %	68 %
68-77	105	87
78 and up	115	120

Mortality for disabled retirees is based on the RP-2014 Disabled Mortality Tables rolled back to 2006, adjusted according to the rates in the following table, and projected with the Conduent Modified 2016 Improvement Scale. Mortality rates for active members were based on the RP2014 Total employee and Healthy Annuitant Mortality Tables rolled back to 2006 and projected with the Conduent Modified 2016 Improvement Scale.

<b>Age</b>	<b>Police</b>	<b>Fire</b>
59 or less	35 %	35 %
60-69	60	45
70-79	75	70
80 and up	100	90

The most recent experience study was completed December 31, 2016.

The long-term expected rate of return on pension plan investments was determined using a building-block approach and assumes a time horizon, as defined in the Statement of Investment Policy. A forecasted rate of inflation serves as the baseline for the return expectation. Various real return premiums over the baseline inflation rate have been established for each asset class. The long-term expected nominal rate of return has been determined by calculating a weighted averaged of the expected real return premiums for each asset class, adding the projected inflation rate and adding the expected return from

**CITY OF WILLOUGHBY, OHIO**  
**NOTES TO THE BASIC FINANCIAL STATEMENTS**  
**FOR THE YEAR ENDED DECEMBER 31, 2020**

rebalancing uncorrelated asset classes. Best estimates of the long-term expected geometric real rates of return for each major asset class included in OP&F's target asset allocation as of December 31, 2019 are summarized below:

Asset Class	Target Allocation	10 year Expected Real Rate of Return**	30 year Expected Real Rate of Return**
Cash and Cash Equivalents	0.00 %	0.10 %	1.00 %
Domestic Equity	16.00	3.90	5.40
International Equity	16.00	4.70	5.80
Core Fixed Income *	23.00	1.10	2.70
U.S. Inflation Linked Bonds *	17.00	0.40	2.50
High Yield Fixed Income	7.00	2.50	4.70
Private Real Estate	12.00	5.40	6.40
Private Markets	8.00	6.10	8.00
Midstream Energy Infrastructure	8.00	5.80	6.60
Private Credit	5.00	4.80	5.50
Real Assets	<u>8.00</u>	6.90	7.40
Total	<u>120.00</u> %		
Note: Assumptions are geometric			
* levered 2x			
** numbers are net of expected inflation			

OP&F's Board of Trustees has incorporated the "risk parity" concept into OP&F's asset liability valuation with the goal of reducing equity risk exposure, which reduces overall Total Portfolio risk without sacrificing return, and creating a more risk-balanced portfolio based on their relationship between asset classes and economic environments. From the notional portfolio perspective above, the Total Portfolio may be levered up to 1.2 times due to the application of leverage in certain fixed income asset classes.

**Discount Rate** The total pension liability was calculated using the discount rate of 8.00 percent. The projection of cash flows used to determine the discount rate assumed the contributions from employers and from the members would be computed based on contribution requirements as stipulated by State statute. Projected inflows from investment earning were calculated using the longer-term assumed investment rate of return 8.00 percent. Based on those assumptions, the plan's fiduciary net position was projected to be available to make all future benefit payments of current plan members. Therefore, a long-term expected rate of return on pension plan investments was applied to all periods of projected benefits to determine the total pension liability.

**Sensitivity of the City's Proportionate Share of the Net Pension Liability to Changes in the Discount Rate** Net pension liability is sensitive to changes in the discount rate, and to illustrate the potential impact the following table presents the net pension liability calculated using the discount rate of 8.00 percent, as well as what the net pension liability would be if it were calculated using a discount rate that is one percentage point lower (7.00 percent), or one percentage point higher (9.00 percent) than the current rate.

**CITY OF WILLOUGHBY, OHIO**  
**NOTES TO THE BASIC FINANCIAL STATEMENTS**  
**FOR THE YEAR ENDED DECEMBER 31, 2020**

	<b>1% Decrease (7.00%)</b>	<b>Current Discount Rate (8.00%)</b>	<b>1% Increase (9.00%)</b>
City's proportionate share of the net pension liability	\$ 30,467,760	\$ 21,983,062	\$ 14,886,454

***Changes Between Measurement Date and Report Date***

The United States and the State of Ohio declared a state of emergency in March 2020 due to the COVID-19 pandemic. The financial impact of COVID-19 and the ensuing emergency measures may impact subsequent periods of OP&F, including the fair value of OP&F's investment portfolio. However, because the values of individual investments fluctuate with market conditions, and due to market volatility, the amount of losses that may be recognized in subsequent periods cannot be determined with half of the fiscal year remaining. In addition, the impact on the OP&F's future operating costs, revenues, and any recovery from emergency funding, either federal or state, cannot be estimated.

**NOTE 11: DEFINED OTHER POST-EMPLOYMENT BENEFITS (OPEB) PLANS**

***Net OPEB Liability***

The net OPEB liability reported on the statement of net position represents a liability to employees for OPEB. OPEB is a component of exchange transactions—between an employer and its employees—of salaries and benefits for employee services. OPEB are provided to an employee—on a deferred-payment basis—as part of the total compensation package offered by an employer for employee services each financial period. The obligation to sacrifice resources for OPEB is a present obligation because it was created as a result of employment exchanges that already have occurred.

The net OPEB liability represents the City's proportionate share of each OPEB plan's collective actuarial present value of projected benefit payments attributable to past periods of service, net of each OPEB plan's fiduciary net position. The net OPEB liability calculation is dependent on critical long-term variables, including estimated average life expectancies, earnings on investments, cost of living adjustments and others. While these estimates use the best information available, unknowable future events require adjusting these estimates annually.

Ohio Revised Code limits the City's obligation for this liability to annually required payments. The City cannot control benefit terms or the manner in which OPEB are financed; however, the City does receive the benefit of employees' services in exchange for compensation including OPEB.

GASB 75 assumes the liability is solely the obligation of the employer, because they benefit from employee services. OPEB contributions come from these employers and health care plan enrollees which pay a portion of the health care costs in the form of a



---

---

**CITY OF WILLOUGHBY, OHIO**  
**NOTES TO THE BASIC FINANCIAL STATEMENTS**  
**FOR THE YEAR ENDED DECEMBER 31, 2020**

---

---

monthly premium. The Ohio revised Code permits, but does not require the retirement systems to provide healthcare to eligible benefit recipients. Any change to benefits or funding could significantly affect the net OPEB liability. Resulting adjustments to the net OPEB liability would be effective when the changes are legally enforceable. The retirement systems may allocate a portion of the employer contributions to provide for these OPEB benefits.

The proportionate share of each plan's unfunded benefits is presented as a long-term *net OPEB liability* on the accrual basis of accounting. Any liability for the contractually required OPEB contribution outstanding at the end of the year is included in salaries, wages & benefits payable on both the accrual and modified accrual bases of accounting.

***Plan Description – Ohio Public Employees Retirement System (OPERS)***

Plan Description - The Ohio Public Employees Retirement System (OPERS) administers three separate pension plans: the traditional pension plan, a cost-sharing, multiple-employer defined benefit pension plan; the member-directed plan, a defined contribution plan; and the combined plan, a cost-sharing, multiple-employer defined benefit pension plan that has elements of both a defined benefit and defined contribution plan.

OPERS maintains a cost-sharing, multiple-employer defined benefit post-employment health care trust, which funds multiple health care plans including medical coverage, prescription drug coverage and deposits to a Health Reimbursement Arrangement to qualifying benefit recipients of both the traditional pension and the combined plans. This trust is also used to fund health care for member-directed plan participants, in the form of a Retiree Medical Account (RMA). At retirement or refund, member directed plan participants may be eligible for reimbursement of qualified medical expenses from their vested RMA balance.

In order to qualify for postemployment health care coverage, age and service retirees under the traditional pension and combined plans must have twenty or more years of qualifying Ohio service credit. Health care coverage for disability benefit recipients and qualified survivor benefit recipients is available. The health care coverage provided by OPERS meets the definition of an Other Post Employment Benefit (OPEB) as described in GASB Statement 75. See OPERS' Comprehensive Annual Financial Report referenced below for additional information.

The Ohio Revised Code permits but does not require OPERS to provide health care to its eligible benefit recipients. Authority to establish and amend health care coverage is provided to the Board in Chapter 145 of the Ohio Revised Code.

Disclosures for the health care plan are presented separately in the OPERS financial report. Interested parties may obtain a copy by visiting <https://www.opers.org/financial/reports.shtml>, by writing to OPERS, 277 East Town Street, Columbus, Ohio 43215-4642, or by calling (614) 222-5601 or 800-222-7377.

---

---

**CITY OF WILLOUGHBY, OHIO**  
**NOTES TO THE BASIC FINANCIAL STATEMENTS**  
**FOR THE YEAR ENDED DECEMBER 31, 2020**

---

---

***Funding Policy*** - The Ohio Revised Code provides the statutory authority requiring public employers to fund postemployment health care through their contributions to OPERS. When funding is approved by OPERS Board of Trustees, a portion of each employer's contribution to OPERS is set aside to fund OPERS health care plans. Beginning in 2018, health care was no longer being funded.

Employer contribution rates are expressed as a percentage of the earnable salary of active members. In 2020, state and local employers contributed at a rate of 14.0 percent of earnable salary and public safety and law enforcement employers contributed at 18.1 percent. These are the maximum employer contribution rates permitted by the Ohio Revised Code. Active member contributions do not fund health care.

Each year, the OPERS Board determines the portion of the employer contribution rate that will be set aside to fund health care plans. As recommended by OPERS' actuary, beginning January 1, 2018, OPERS no longer allocated a portion of its employer contributions to health care for the traditional plan and the combined plan. The OPERS Board is also authorized to establish rules for the retiree or their surviving beneficiaries to pay a portion of the health care provided. Payment amounts vary depending on the number of covered dependents and the coverage selected. The employer contribution as a percentage of covered payroll deposited into the RMA for participants in the Member-Directed Plan for 2020 was 4.0 percent.

Employer contribution rates are actuarially determined and are expressed as a percentage of covered payroll. The City's contractually required contribution was \$11,280 for 2020.

***Plan Description – Ohio Police & Fire Pension Fund (OP&F)***

Plan Description – The City contributes to the Ohio Police and Fire Pension Fund (OP&F), a cost-sharing, multiple-employer defined post-employment healthcare plan that provides various levels of health care to retired, disabled and beneficiaries as well as their dependents. On January 1, 2019, OP&F changed the way it supports retiree health care. A stipend-based health care model has replaced the self-insured group health care plan that had been in place. A stipend funded by OP&F is available to those members through a Health Reimbursement Arrangement and can be used to reimburse retirees for qualified health care expenses.

OP&F provides access to postretirement health care coverage for any person who receives or is eligible to receive a monthly service, disability, or statutory survivor benefit, or is a spouse or eligible dependent child of such person. The health care coverage provided by OP&F meets the definition of an Other Post Employment Benefit (OPEB) as described in Government Accounting Standards Board (GASB) Statement No. 75.

The Ohio Revised Code allows, but does not mandate, OP&F to provide OPEB benefits. Authority for the OP&F Board of Trustees to provide health care coverage to eligible participants and to establish and amend benefits is codified in Chapter 742 of the Ohio Revised Code.

---

---

**CITY OF WILLOUGHBY, OHIO**  
**NOTES TO THE BASIC FINANCIAL STATEMENTS**  
**FOR THE YEAR ENDED DECEMBER 31, 2020**

---

---

OP&F issues a publicly available financial report that includes financial information and required supplementary information for the plan. The report may be obtained by visiting the OP&F website at [www.op-f.org](http://www.op-f.org) or by writing to the Ohio Police and Fire Pension Fund, 140 East Town Street, Columbus, Ohio 43215-5164.

**Funding Policy** – The Ohio Revised Code provides for contribution requirements of the participating employers and of plan members to the OP&F defined benefit pension plan. Participating employers are required to contribute to the pension plan at rates expressed as percentages of the payroll of active pension plan members, currently 19.5 percent and 24 percent of covered payroll for police and fire employer units, respectively. The Ohio Revised Code states that the employer contribution may not exceed 19.5 percent of covered payroll for police employer units and 24 percent of covered payroll for fire employer units. Active members do not make contributions to the OPEB Plan.

OP&F maintains funds for health care in two separate accounts. There is one account for health care benefits and one account for Medicare Part B reimbursements. A separate health care trust accrual account is maintained for health care benefits under IRS Code Section 115 trust.

An Internal Revenue Code 401(h) account is maintained for Medicare Part B reimbursements.

The Board of Trustees is authorized to allocate a portion of the total employer contributions made into the pension plan to the Section 115 trust and the Section 401(h) account as the employer contribution for retiree health care benefits. For 2019, the portion of employer contributions allocated to health care was 0.5 percent of covered payroll. The amount of employer contributions allocated to the health care plan each year is subject to the Trustees' primary responsibility to ensure that pension benefits are adequately funded and is limited by the provisions of Sections 115 and 401(h).

The OP&F Board of Trustees is also authorized to establish requirements for contributions to the health care plan by retirees and their eligible dependents or their surviving beneficiaries. Payment amounts vary depending on the number of covered dependents and the coverage selected.

On January 1, 2019, OP&F changed its retiree health care model, and the current self-insured health care plan will no longer be offered. In its place is a stipend-based health care model. A stipend funded by OP&F will be placed in individual Health Reimbursement Accounts that retirees will use to be reimbursed for health care expenses.

The City's contractually required contribution to OP&F was \$40,342 for 2020.

***OPEB Liabilities, OPEB Expense, and Deferred Outflows of Resources and Deferred Inflows of Resources Related to OPEB***

**CITY OF WILLOUGHBY, OHIO**  
**NOTES TO THE BASIC FINANCIAL STATEMENTS**  
**FOR THE YEAR ENDED DECEMBER 31, 2020**

The net OPEB liability and total OPEB liability for OPERS were determined by an actuarial valuation as of December 31, 2018, rolled forward to the measurement date of December 31, 2019, by incorporating the expected value of health care cost accruals, the actual health care payment, and interest accruals during the year. OP&F's total OPEB liability was measured as of December 31, 2019 and was determined by rolling forward the total OPEB liability as of January 1, 2019, to December 31, 2019. The City's proportion of the net OPEB liability was based on the City's share of contributions to the retirement plan relative to the contributions of all participating entities. Following is information related to the proportionate share and OPEB expense:

	<u>OPERS</u>	<u>OP&amp;F</u>	
Proportion of the Net OPEB Liability:			
Current Measurement Date	0.062072%	0.3263260%	
Prior Measurement Date	<u>0.063350%</u>	<u>0.3397964%</u>	
Change in Proportionate Share	<u>-0.001278%</u>	<u>-0.0134704%</u>	
			<u>Total</u>
Proportionate Share of the Net OPEB Liability	\$8,573,756	\$3,223,360	\$11,797,116
OPEB Expense	\$912,280	\$350,740	\$1,263,020

At December 31, 2020, the City reported deferred outflows of resources and deferred inflows of resources related to OPEB from the following sources:

	OPERS	OP&F	Total
<b>Deferred Outflows of Resources</b>			
Differences between expected and actual experience	\$231	\$0	\$231
Changes of assumptions	1,357,136	1,884,500	3,241,636
Changes in proportion and differences between City contributions and proportionate share of contributions	13,733	287,628	301,361
City contributions subsequent to the measurement date	<u>11,280</u>	<u>40,342</u>	<u>51,622</u>
Total Deferred Outflows of Resources	<u>\$1,382,380</u>	<u>\$2,212,470</u>	<u>\$3,594,850</u>
<b>Deferred Inflows of Resources</b>			
Differences between expected and actual experience	\$784,110	\$346,642	\$1,130,752
Changes of assumptions	0	686,947	686,947
Net difference between projected and actual earnings on OPEB plan investments	436,574	148,327	584,901
Changes in proportion and differences between City contributions and proportionate share of contributions	<u>100,318</u>	<u>197,686</u>	<u>298,004</u>
Total Deferred Inflows of Resources	<u>\$1,321,002</u>	<u>\$1,379,602</u>	<u>\$2,700,604</u>

**CITY OF WILLOUGHBY, OHIO**  
**NOTES TO THE BASIC FINANCIAL STATEMENTS**  
**FOR THE YEAR ENDED DECEMBER 31, 2020**

\$51,622 reported as deferred outflows of resources related to OPEB resulting from City contributions subsequent to the measurement date will be recognized as a reduction of the net OPEB liability in 2021. Other amounts reported as deferred outflows of resources and deferred inflows of resources related to OPEB will be recognized in OPEB expense as follows:

Year Ending December 31:	<u>OPERS</u>	<u>OP&amp;F</u>	<u>Total</u>
2021	\$173,273	\$148,041	\$321,314
2022	63,032	148,041	211,073
2023	346	178,468	178,814
2024	(186,553)	130,499	(56,054)
2025	0	138,811	138,811
Thereafter	<u>0</u>	<u>48,666</u>	<u>48,666</u>
Total	<u>\$50,098</u>	<u>\$792,526</u>	<u>\$842,624</u>

***Actuarial Assumptions - OPERS***

Actuarial valuations of an ongoing plan involve estimates of the values of reported amounts and assumptions about the probability of occurrence of events far into the future. Examples include assumptions about future employment, mortality, and cost trends. Actuarially determined amounts are subject to continual review or modification as actual results are compared with past expectations and new estimates are made about the future.

Projections of benefits for financial reporting purposes are based on the substantive plan and include the types of coverage provided at the time of each valuation and the historical pattern of sharing of costs between OPERS and plan members. The total OPEB liability was determined by an actuarial valuation as of December 31, 2018, rolled forward to the measurement date of December 31, 2019. The actuarial valuation used the following actuarial assumptions applied to all prior periods included in the measurement in accordance with the requirements of GASB 74:

Wage Inflation	3.25 percent
Projected Salary Increases, including inflation	3.25 to 10.75 percent including wage inflation
Single Discount Rate:	
Current measurement date	3.16 percent
Prior Measurement date	3.96 percent
Investment Rate of Return	6.00 percent
Municipal Bond Rate	2.75 percent
Health Care Cost Trend Rate	10.5 percent, initial 3.25 percent, ultimate in 2030
Actuarial Cost Method	Individual Entry Age

---

---

**CITY OF WILLOUGHBY, OHIO**  
**NOTES TO THE BASIC FINANCIAL STATEMENTS**  
**FOR THE YEAR ENDED DECEMBER 31, 2020**

---

---

Pre-retirement mortality rates are based on the RP-2014 Employee's mortality table for males and females, adjusted for mortality improvement back to the observation period base year of 2006. The base year for males and females was then established to be 2015 and 2010, respectively. Post-retirement mortality rates are based on the RP-2014 Healthy Annuitant mortality table for males and females, adjusted for mortality improvement back to the observation period base year of 2006. The base year for males and females was then established to be 2015 and 2010, respectively. Post-retirement mortality rates for disabled retirees are based on the RP-2014 Disabled mortality table for males and females, adjusted for mortality improvement back to the observation period base year of 2006. The base year for males and females was then established to be 2015 and 2010, respectively. Mortality rates for a particular calendar year are determined by applying the MP-2015 mortality improvement scale to all of the above-described tables.

The most recent experience study was completed for the five-year period ended December 31, 2015.

The long-term expected rate of return on health care investment assets was determined using a building-block method in which best-estimate ranges of expected future real rates of return are developed for each major asset class. These ranges are combined to produce the long-term expected real rate of return by weighting the expected future real rates of return by the target asset allocation percentage, adjusted for inflation.

During 2019, OPERS managed investments in three investment portfolios: the Defined Benefit portfolio, the Health Care portfolio and the Defined Contribution portfolio. The Health Care portfolio includes the assets for health care expenses for the Traditional Pension Plan, Combined Plan and Member-Directed Plan eligible members. Within the Health Care portfolio, contributions into the plans are assumed to be received continuously throughout the year based on the actual payroll payable at the time contributions are made, and health care-related payments are assumed to occur mid-year. Accordingly, the money-weighted rate of return is considered to be the same for all plans within the portfolio. The annual money-weighted rate of return expressing investment performance, net of investment expenses and adjusted for the changing amounts actually invested, for the Health Care portfolio is 19.7 percent for 2019.

The allocation of investment assets with the Health Care portfolio is approved by the Board of Trustees as outlined in the annual investment plan. Assets are managed on a total return basis with a long-term objective of continuing to offer a sustainable health care program for current and future retirees. OPERS' primary goal is to achieve and maintain a fully funded status for the benefits provided through the defined pension plans. Health care is a discretionary benefit.

**CITY OF WILLOUGHBY, OHIO**  
**NOTES TO THE BASIC FINANCIAL STATEMENTS**  
**FOR THE YEAR ENDED DECEMBER 31, 2020**

The table below displays the Board-approved asset allocation policy for 2019 and the long-term expected real rates of return:

<b>Asset Class</b>	<b>Target Allocation</b>	<b>Weighted Average Long-Term Expected Real Rate of Return (Arithmetic)</b>
Fixed Income	36.00 %	1.53 %
Domestic Equities	21.00	5.75
Real Estate Investment Trust	6.00	5.69
International Equities	23.00	7.66
Other investments	14.00	4.90
<b>Total</b>	<b>100.00 %</b>	<b>4.55 %</b>

**Discount Rate** A single discount rate of 3.16 percent was used to measure the OPEB liability on the measurement date of December 31, 2019. A single discount rate of 3.96 percent was used to measure the OPEB liability on the measurement date of December 31, 2018. Projected benefit payments are required to be discounted to their actuarial present value using a single discount rate that reflects (1) a long-term expected rate of return on OPEB plan investments (to the extent that the health care fiduciary net position is projected to be sufficient to pay benefits), and (2) tax-exempt municipal bond rate based on an index of 20-year general obligation bonds with an average AA credit rating as of the measurement date (to the extent that the contributions for use with the long-term expected rate are not met). This single discount rate was based on an expected rate of return on the health care investment portfolio of 6.00 percent and a municipal bond rate of 2.75 percent. The projection of cash flows used to determine this single discount rate assumed that employer contributions will be made at rates equal to the actuarially determined contribution rate. Based on these assumptions, the health care fiduciary net position and future contributions were sufficient to finance health care costs through 2034. As a result, the long-term expected rate of return on health care investments was applied to projected costs through the year 2034, and the municipal bond rate was applied to all health care costs after that date.

**Sensitivity of the City's Proportionate Share of the Net OPEB Liability to Changes in the Discount Rate** The following table presents the City's proportionate share of the net OPEB liability calculated using the single discount rate of 3.16 percent, as well as what the City's proportionate share of the net OPEB liability would be if it were calculated using a discount rate that is one-percentage-point lower (2.16 percent) or one-percentage-point higher (4.16 percent) than the current rate:

	<b>1% Decrease (2.16%)</b>	<b>Current Discount Rate (3.16%)</b>	<b>1% Increase (4.16%)</b>
City's proportionate share of the net OPEB liability	\$11,220,135	\$8,573,756	\$6,454,867

**CITY OF WILLOUGHBY, OHIO**  
**NOTES TO THE BASIC FINANCIAL STATEMENTS**  
**FOR THE YEAR ENDED DECEMBER 31, 2020**

*Sensitivity of the City's Proportionate Share of the Net OPEB Liability to Changes in the Health Care Cost Trend Rate* Changes in the health care cost trend rate may also have a significant impact on the net OPEB liability. The following table presents the net OPEB liability calculated using the assumed trend rates, and the expected net OPEB liability if it were calculated using a health care cost trend rate that is 1.0 percent lower or 1.0 percent higher than the current rate.

Retiree health care valuations use a health care cost-trend assumption that changes over several years built into the assumption. The near-term rates reflect increases in the current cost of health care; the trend starting in 2020 is 10.50 percent. If this trend continues for future years, the projection indicates that years from now virtually all expenditures will be for health care. A more reasonable alternative is that in the not-too-distant future, the health plan cost trend will decrease to a level at, or near, wage inflation. On this basis, the actuaries project premium rate increases will continue to exceed wage inflation for approximately the next decade, but by less each year, until leveling off at an ultimate rate, assumed to be 3.50 percent in the most recent valuation.

	<b>Current Health Care Cost Trend Rate</b>		
	<u>1% Decrease</u>	<u>Assumption</u>	<u>1% Increase</u>
City's proportionate share of the net OPEB liability	\$8,320,752	\$8,573,756	\$8,823,535

***Actuarial Assumptions – OP&F***

OP&F's total OPEB liability as of December 31, 2019, is based on the results of an actuarial valuation date of January 1, 2019 and rolled-forward using generally accepted actuarial procedures. The total OPEB liability is determined by OP&F's actuaries in accordance with GASB Statement No. 74, as part of their annual valuation. Actuarial valuations of an ongoing plan involve estimates of reported amounts and assumptions about probability of occurrence of events far into the future. Examples include assumptions about future employment mortality, salary increases, disabilities, retirements and employment terminations. Actuarially determined amounts are subject to continual review and potential modifications, as actual results are compared with past expectations and new estimates are made about the future.

Projections of benefits for financial reporting purposes are based on the substantive plan (the plan as understood by the employers and plan members) and include the types of benefits provided at the time of each valuation and the historical pattern of sharing benefit costs between the employers and plan members to that point. The projection of benefits for financial reporting purposes does not explicitly incorporate the potential effects of legal or contractual funding limitations.

Actuarial calculations reflect a long-term perspective. For a newly hired employee, actuarial calculations will take into account the employee's entire career with the



---



---

**CITY OF WILLOUGHBY, OHIO**  
**NOTES TO THE BASIC FINANCIAL STATEMENTS**  
**FOR THE YEAR ENDED DECEMBER 31, 2020**

---



---

employer and also take into consideration the benefits, if any, paid to the employee after termination of employment until the death of the employee and any applicable contingent annuitant. In many cases, actuarial calculations reflect several decades of service with the employer and the payment of benefits after termination.

Key methods and assumptions used in the latest actuarial valuation, reflecting experience study results, are presented as follows:

Valuation Date	January 1, 2019, with actuarial liabilities rolled forward to December 31, 2019
Actuarial Cost Method	Entry Age Normal
Investment Rate of Return	8.0 percent
Projected Salary Increases	3.75 percent to 10.5 percent
Payroll Growth	Inflation rate of 2.75 percent plus productivity increase rate of 0.5 percent
Single discount rate:	
Current measurement date	3.56 percent
Prior measurement date	4.66 percent
Cost of Living Adjustments	3.00 percent simple; 2.2 percent simple for increased based on the lesser of the increase in CPI and 3 percent

Mortality for non-disabled participants is based on the RP-2014 Total Employee and Healthy Annuitant Mortality Tables rolled back to 2006, adjusted according to the rates in the following table, and projected with the Conduent Modified 2016 Improvement Scale. Rates for surviving beneficiaries are adjusted by 120 percent.

<u>Age</u>	<u>Police</u>	<u>Fire</u>
67 or less	77 %	68 %
68-77	105	87
78 and up	115	120

Mortality for disabled retirees is based on the RP-2014 Disabled Mortality Tables rolled back to 2006, adjusted according to the rates in the following table, and projected with the Conduent Modified 2016 Improvement Scale.

<u>Age</u>	<u>Police</u>	<u>Fire</u>
59 or less	35 %	35 %
60-69	60	45
70-79	75	70
80 and up	100	90

**CITY OF WILLOUGHBY, OHIO**  
**NOTES TO THE BASIC FINANCIAL STATEMENTS**  
**FOR THE YEAR ENDED DECEMBER 31, 2020**

The most recent experience study was completed for the five-year period ended December 31, 2016.

The long-term expected rate of return on OPEB plan investments was determined using a building-block approach and assumes a time horizon, as defined in the Statement of Investment Policy. A forecasted rate of inflation serves as the baseline for the return expected. Various real return premiums over the baseline inflation rate have been established for each asset class. The long-term expected nominal rate of return has been determined by calculating a weighted averaged of the expected real return premiums for each asset class, adding the projected inflation rate and adding the expected return from rebalancing uncorrelated asset classes. Best estimates of the long-term expected geometric real rates of return for each major asset class included in OP&F's target asset allocation as of December 31, 2019, are summarized below:

<u>Asset Class</u>	<u>Target Allocation</u>	<u>10 Year Expected Real Rate of Return</u>	<u>30 Year Expected Real Rate of Return</u>
Cash and Cash Equivalents	0.00 %	0.10 %	1.00 %
Domestic Equity	16.00	3.90	5.40
Non-US Equity	16.00	4.70	5.80
Core Fixed Income *	23.00	1.10	2.70
U.S. Inflation Linked Bonds *	17.00	0.40	2.50
High Yield Fixed Income	7.00	2.50	4.70
Real Estate	12.00	6.90	7.40
Private Markets	8.00	6.10	8.00
Master Limited Partnerships	8.00	5.80	6.60
Private Credit	5.00	4.80	5.50
Real Assets	8.00	6.90	7.40
Total	120.00 %		
Note: Assumptions are geometric			
* levered 2x			
** numbers are net of expected inflation			

OP&F's Board of Trustees has incorporated the risk parity concept into OP&F's asset liability valuation with the goal of reducing equity risk exposure, which reduces overall Total Portfolio risk without sacrificing return, and creating a more risk-balanced portfolio based on the relationship between asset classes and economic environments. From the notional portfolio perspective above, the Total Portfolio may be levered up to 1.2 times due to the application of leverage in certain fixed income asset classes.

**Discount Rate** The total OPEB liability was calculated using the discount rate of 3.56 percent. The projection of cash flows used to determine the discount rate assumed the contribution from employers and from members would be computed based on contribution requirements as stipulated by state statute. Projected inflows from investment earnings were calculated using the longer-term assumed investment rate of return 8 percent. Based on those assumptions, OP&F's fiduciary net position was projected to not be able to make all future benefit payments of current plan members. Therefore, a municipal bond rate of 2.75 percent at December 31, 2019 and 4.13 percent at December 31, 2018, was blended with the long-term rate of 8 percent, which resulted in a blended discount rate of 3.56 percent. The municipal bond rate was determined

**CITY OF WILLOUGHBY, OHIO**  
**NOTES TO THE BASIC FINANCIAL STATEMENTS**  
**FOR THE YEAR ENDED DECEMBER 31, 2020**

using the S&P Municipal Bond 20 Year High Grade Rate Index. The OPEB plan's fiduciary net position was projected to be available to make all projected OPEB payments until 2031. The long-term expected rate of return on health care investments was applied to projected costs through 2031, and the municipal bond rate was applied to all health care costs after that date.

***Sensitivity of the City's Proportionate Share of the Net OPEB Liability to Changes in the Discount Rate*** Net OPEB liability is sensitive to changes in the discount rate, and to illustrate the potential impact the following table presents the net OPEB liability calculated using the discount rate of 3.56 percent, as well as what the net OPEB liability would be if it were calculated using a discount rate that is one percentage point lower (2.56 percent), or one percentage point higher (4.56 percent) than the current rate.

	<b>1% Decrease (2.56%)</b>	<b>Current Discount Rate (3.56%)</b>	<b>1% Increase (4.56%)</b>
City's proportionate share of the net OPEB liability	\$3,996,758	\$3,223,360	\$2,580,720

***Sensitivity of the City's Proportionate Share of the Net OPEB Liability to Changes in the Health Care Cost Trend Rate*** The total OPEB liability is based on a medical benefit that is a flat dollar amount; therefore, it is unaffected by health care cost trend. An increase or decrease in the trend rate would have no effect on the total net OPEB liability.

**NOTE 12: OTHER EMPLOYEE BENEFITS – COMPENSATED ABSENCES**

**A. Accumulated Unpaid Vacation**

Each bargaining unit and the management staff earn vacation based upon length of service. Vacation should be used in the calendar year subsequent to the year earned, except that 40 hours vacation may be brought over to the following year. In the case of death, termination, or retirement, an employee (or his estate) is paid for any unused vacation.

**B. Accumulated Unpaid Sick Leave**

All full-time employees earn sick leave at a rate of 1.25 days for each completed full month of service. Sick leave is accumulated without limit. Upon retirement, an employee is entitled to receive payment for accumulated sick leave. The amount paid is based upon length of service with the maximum amount of accumulated sick leave being 960 hours. Employees with 15 years of service receive an additional amount of 20 percent for sick leave hours accumulated in excess of 960 hours for most City employees and 1,195.2 hours for firefighters.

**CITY OF WILLOUGHBY, OHIO**  
**NOTES TO THE BASIC FINANCIAL STATEMENTS**  
**FOR THE YEAR ENDED DECEMBER 31, 2020**

Employees with 20 to 25 years of service receive an additional amount of 30 percent for sick leave accumulated in excess of 960 hours or 1,195.2 for firefighters. With 25 years or more of service employees receive an additional amount of 40 percent for sick leave accumulated in excess of 960 hours or 1,195.2 for firefighters.

**C. Accumulated Unpaid Compensatory Time**

Firefighters may accrue compensatory time to a maximum of 120 hours and police officers may accrue to a maximum of 180 hours. Communications clerks and operators may accrue a maximum of 120 hours of compensatory time. Service workers may accrue a maximum of 64 hours of compensatory time.

**NOTE 13: CONTRACTUAL COMMITMENTS**

At December 31, 2020, the City's significant contractual commitments consisted of:

Project	Contract Amount	Amount Paid	Remaining on Contract
·Great Lakes Construction Co	\$5,683,306	\$4,321,012	\$1,362,294
·S.E.T. Inc.	448,385	0	448,385
Total	\$6,131,691	\$4,321,012	\$1,810,679

**NOTE 14: CONTINGENCIES, CLAIMS AND JUDGMENTS**

**A. Litigation**

The City is subject to various types of claims including worker compensation and unemployment, damage to privately owned vehicles by government owned vehicles, improper police arrest, and claims relating to personal injuries and property damage. The City carries adequate insurance coverage for most risks including property damage and personal liability and estimates that any potential claims not covered by such insurance would not materially affect the financial statements.

**CITY OF WILLOUGHBY, OHIO**  
**NOTES TO THE BASIC FINANCIAL STATEMENTS**  
**FOR THE YEAR ENDED DECEMBER 31, 2020**

**B. Enterprise Bonds**

General obligation bonds in the enterprise funds are being retired by use of revenues generated by those funds. As a result of lower golf revenues, a portion of the Golf Course debt is currently being paid by the General Bond Retirement Fund.

**NOTE 15: OTHER COMMITMENTS**

**Water/Sewer Billing Agreement**

The City has an agreement with the Lake County Board of Commissioners whereby the County provides the City with water treatment and distribution services. The County is responsible for billing and collecting water usage charges. In addition, the County collects, on behalf of the City, the City sanitary sewer charges. The County deducts an administrative charge for each billing and remits the net amount to the City of Willoughby.

**NOTE 16: LONG-TERM OBLIGATIONS**

The original issue date, maturity date, interest rate, and original issuance amount for each of the City's bonds follows:

	Original Issue Date	Maturity Date	Interest Rate	Original Issue Amount
<b><u>Governmental Activities:</u></b>				
<b><u>General Obligation Bonds Voted</u></b>				
Fire Station Refunding	2010	2024	2.0%-4.0%	\$ 4,160,000
<b><u>General Obligation Bonds Unvoted</u></b>				
Municipal Building Improvement Refunding	2012	2023	2.0%-4.0%	4,600,000
City Hall Improvement	2012	2032	1.0%-2.625%	3,200,000
Airport Improvement	2012	2032	1.0%-2.625%	155,000
Golf Course Improvement Refunding	2012	2022	1.0%-2.0%	1,165,000
Senior Center Building	2020	2044	1.25%-5.0%	6,665,000
<b><u>OPWC From Direct Borrowings</u></b>				
Karen Isle Watermains	2001	2020	Interest Free	9,003
Brown Avenue Watermains	2001	2022	Interest Free	15,675
E 364,E365& Harvard Stormsewer Replacement	2020	2042	Interest Free	145,643
<b><u>OWDA From Direct Borrowings</u></b>				
Two Town Ditch Stormsewer Culvert	2018	2038	2.90%	272,767
E 364,E365& Harvard Stormsewer Replacement	2019	2041	1.22%	1,882,765
<b><u>Bond Anticipation Notes</u></b>				
Riverside Commons Improvements	2020	2021	2.00%	5,610,000
<b><u>Other General Long -Term Liabilities</u></b>				
Police Pension Liability	1968	2035	4.25%	148,460
Landfill Postclosure Care	1994	2024		1,227,640

**CITY OF WILLOUGHBY, OHIO**  
**NOTES TO THE BASIC FINANCIAL STATEMENTS**  
**FOR THE YEAR ENDED DECEMBER 31, 2020**

**Long-Term Obligations (cont)**

	Original Issue Date	Maturity Date	Interest Rate	Original Issue Amount
<b><u>Enterprise Fund G.O. Debt Sewer Bonds</u></b>				
Sewer 2012	2012	2032	1.0%-2.625%	\$ 1,600,000
<b><u>OPWC From Direct Borrowings</u></b>				
Vine Street Area Sanitary Sewer	2001	2022	Interest Free	223,351
Center-Wood Sanitary Sewer	2003	2024	Interest Free	78,505
Lakeshore Blvd	2007	2028	Interest Free	115,102
River Road Sanitary Sewer	2010	2030	Interest Free	57,574
Kirtland Road Sanitary Sewer	2011	2031	Interest Free	150,000
Madison Skiff Sanitary Sewer	2012	2033	Interest Free	126,128
Mooreland St Clair	2015	2036	Interest Free	150,000
WPCC Basin Rehab	2017	2038	Interest Free	150,000
<b><u>OWDA From Direct Borrowings</u></b>				
Downtown Sanitary Sewer	2001	2020	3.91%-3.0%	1,372,534
Highland-Maple-Wood Sanitary Sewer	2002	2022	3.99-3.53%-3.0%	1,734,234
Center-Wood Sanitary Sewer	2003	2023	3.65%-3.0%	974,020
Van Gorder Sewer Lining	2003	2023	4.78%-4.0%	88,505
Lakeshore Blvd	2007	2027	3.34%-3.0	544,207
River Road Sanitary Sewer	2008	2029	3.3%-3.0	1,945,317
Vine and Trunk Sanitary Sewer	2010	2030	3.25%-3.0%	327,067
Kirtland Road Sanitary Sewer	2011	2031	4.45%-4.0%	559,572
Madison Skiff Sanitary Sewer	2012	2033	3.35%	984,927
Mooreland St Clair	2015	2036	2.75%	1,127,323
WPCC Basin Rehab	2016	2037	1.47%	606,073
WPCC Quentin Basin	2016	2038	1.55%	4,523,951
WPCC Capacity Enhancement	2019	2041	1.17%	4,080,440
<b><u>Golf Bonds</u></b>				
Golf Course Improvement #2	2012	2032	1.0%-2.625%	1,710,000

**CITY OF WILLOUGHBY, OHIO**  
**NOTES TO THE BASIC FINANCIAL STATEMENTS**  
**FOR THE YEAR ENDED DECEMBER 31, 2020**

**Long-Term Obligations (cont)**

Changes in long-term obligations of the City during 2020 were as follows:

	Balance 1/1/2020	Increases	Decreases	Balance 12/31/2020	Amounts Due Within One Year
<b>Governmental Activities:</b>					
<b><u>General Obligation Bonds Voted</u></b>					
Fire Station Refunding	\$ 1,705,000	\$ 0	\$ 315,000	\$ 1,390,000	\$ 330,000
Unamortized Premium	14,595	0	2,919	11,676	0
<i>Subtotal - General Obligation Bonds Voted</i>	<u>1,719,595</u>	<u>0</u>	<u>317,919</u>	<u>1,401,676</u>	<u>330,000</u>
<b><u>General Obligation Bonds Unvoted</u></b>					
Municipal Building Improvement Refunding	1,680,000	0	445,000	1,235,000	455,000
Unamortized Premium	81,012	0	20,253	60,759	0
City Hall Improvement	2,195,000	0	150,000	2,045,000	160,000
Airport Improvement	120,000	0	5,000	115,000	5,000
Golf Course Improvement Refunding	695,000	0	225,000	470,000	230,000
Unamortized Premium	75,225	0	5,900	69,325	0
Senior Center Building	0	6,665,000	0	6,665,000	5,000
<i>Subtotal - General Obligation Bonds Unvoted</i>	<u>4,846,237</u>	<u>6,665,000</u>	<u>851,153</u>	<u>10,660,084</u>	<u>855,000</u>
<b><u>OPWC From Direct Borrowings</u></b>					
Karen Isle Watermains	451	0	451	0	0
Brown Avenue Watermains	2,350	0	784	1,566	784
E 364,E365& Harvard Stormsewer Replacement	0	145,643	0	145,643	3,750
<i>Subtotal - OPWC</i>	<u>2,801</u>	<u>145,643</u>	<u>1,235</u>	<u>147,209</u>	<u>4,534</u>
<b><u>OWDA From Direct Borrowings</u></b>					
Two Town Ditch Stormsewer Culvert	260,081	10,850	25,927	245,004	26,685
E 364,E365& Harvard Stormsewer Replacement	320,703	1,562,062	0	1,882,765	41,703
<i>Subtotal - OWDA</i>	<u>580,784</u>	<u>1,572,912</u>	<u>25,927</u>	<u>2,127,769</u>	<u>68,388</u>
<b><u>Bond Anticipation Notes</u></b>					
Senior Center	6,400,000	0	6,400,000	0	0
Riverside Commons Improvements	5,610,000	5,610,000	5,610,000	5,610,000	0
<i>Subtotal - Bond Anticipation Notes</i>	<u>12,010,000</u>	<u>5,610,000</u>	<u>12,010,000</u>	<u>5,610,000</u>	<u>0</u>
<b>Total Governmental Activities</b>					
<b>General Obligation Bonds, Loans, Notes</b>	<u>19,159,417</u>	<u>13,993,555</u>	<u>13,206,234</u>	<u>19,946,738</u>	<u>1,257,922</u>
<b><u>Other General Long Term Liabilities</u></b>					
Police Pension Liability	83,475	0	3,917	79,558	4,085
Landfill Postclosure Care	334,272	0	61,506	272,766	64,100
Compensated Absences	5,973,155	1,208,631	1,567,563	5,614,223	1,608,995
<i>Subtotal -Other General Long-Term Liabilities</i>	<u>6,390,902</u>	<u>1,208,631</u>	<u>1,632,986</u>	<u>5,966,547</u>	<u>1,677,180</u>
<b><u>Net Pension Liability</u></b>					
OPERS	13,692,699	979,929	4,943,845	9,728,783	0
OP&F	27,736,332	1,223,119	6,976,389	21,983,062	0
<i>Subtotal -Net Pension Liability</i>	<u>41,429,031</u>	<u>2,203,048</u>	<u>11,920,234</u>	<u>31,711,845</u>	<u>0</u>
<b><u>Net OPEB Liability</u></b>					
OPERS	6,411,434	287,369	43,303	6,655,500	0
OP&F	3,094,368	168,063	39,071	3,223,360	0
<i>Subtotal -Net OPEB Liability</i>	<u>9,505,802</u>	<u>455,432</u>	<u>82,374</u>	<u>9,878,860</u>	<u>0</u>
<b>Subtotal Governmental Activities</b>	<u>\$ 76,485,152</u>	<u>\$ 17,860,666</u>	<u>\$ 26,841,828</u>	<u>\$ 67,503,990</u>	<u>\$ 2,935,102</u>

**CITY OF WILLOUGHBY, OHIO**  
**NOTES TO THE BASIC FINANCIAL STATEMENTS**  
**FOR THE YEAR ENDED DECEMBER 31, 2020**

**Long-Term Obligations (cont)**

	Balance 1/1/2020	Increases	Decreases	Balance 12/31/2020	Amounts Due Within One Year
<b>Business-Type Activities:</b>					
<i>Enterprise Fund General Obligation</i>					
<i>Debt - Sewer Bonds</i>					
Sewer 2012	\$ 1,110,000	\$ 0	\$ 75,000	\$ 1,035,000	\$ 75,000
<i>OPWC From Direct Borrowings</i>					
Vine Street Area Sanitary Sewer	31,153	0	10,384	20,769	10,384
Center-Wood Sanitary Sewer	19,627	0	3,925	15,702	3,925
Lakeshore Blvd	51,795	0	5,755	46,040	5,755
River Road Sanitary Sewer	30,226	0	2,879	27,347	2,879
Kirtland Road Sanitary Sewer	93,750	0	7,500	86,250	7,500
Madison Skiff Sanitary Sewer	91,445	0	6,306	85,139	6,306
Mooreland St. Clair	120,000	0	7,500	112,500	7,500
WPCC Basin Rehab	135,000	0	7,500	127,500	7,500
WPCC Basin Control	46,250	0	2,500	43,750	2,500
<i>OWDA From Direct Borrowings</i>					
Downtown Sanitary Sewer	96,713	0	96,713	0	0
Highland-Maple-Wood Sanitary Sewer	354,894	0	113,676	241,218	118,237
Center-Wood Sanitary Sewer	254,811	0	60,289	194,522	62,510
Van Gorder Sewer Lining	24,930	0	5,798	19,132	6,078
Lakeshore Blvd	247,121	0	29,512	217,609	30,506
River Road Sanitary Sewer	1,130,430	0	97,132	1,033,298	100,363
Vine and Trunk Sanitary Sewer	205,485	0	15,817	189,668	16,335
Kirtland Road Sanitary Sewer	404,525	0	24,814	379,711	25,931
Madison Skiff Sanitary Sewer	770,869	0	43,973	726,896	45,458
Mooreland St. Clair	977,090	0	47,519	929,571	48,835
WPCC Basin Rehab	493,916	0	93,002	400,914	94,374
WPCC Quentin Basin	4,012,047	0	197,591	3,814,456	200,667
WPCC Capacity Enhancement	381,572	3,698,868	0	4,080,440	0
<b>Subtotal - Sewer Bonds and Loans</b>	<b>11,083,649</b>	<b>3,698,868</b>	<b>955,085</b>	<b>13,827,432</b>	<b>878,543</b>
<i>Golf Bonds</i>					
Golf Course Improvement #2	1,185,000	0	80,000	1,105,000	80,000
<b>Subtotal - Golf Bonds</b>	<b>1,185,000</b>	<b>0</b>	<b>80,000</b>	<b>1,105,000</b>	<b>80,000</b>
<b>Total Bonds and Loans Payable</b>	<b>12,268,649</b>	<b>3,698,868</b>	<b>1,035,085</b>	<b>14,932,432</b>	<b>958,543</b>
<i>Other Liabilities</i>					
Compensated Absences	870,009	139,791	298,741	711,059	201,932
<i>Net Pension Liability- OPERS</i>					
Sewer	3,297,595	235,995	1,190,620	2,342,970	0
Golf	648,930	46,441	234,300	461,071	0
<b>Subtotal -Net Pension Liability-OPERS</b>	<b>3,946,525</b>	<b>282,436</b>	<b>1,424,920</b>	<b>2,804,041</b>	<b>0</b>
<i>Net OPEB Liability- OPERS</i>					
Sewer	1,544,058	69,206	10,428	1,602,836	0
Golf	303,853	13,619	2,052	315,420	0
<b>Subtotal -Net OPEB Liability-OPERS</b>	<b>1,847,911</b>	<b>82,825</b>	<b>12,480</b>	<b>1,918,256</b>	<b>0</b>
<b>Subtotal Business-Type Activities</b>	<b>18,933,094</b>	<b>4,203,920</b>	<b>2,771,226</b>	<b>20,365,788</b>	<b>1,160,475</b>
<b>Total Long-Term Liabilities</b>	<b>\$ 95,418,246</b>	<b>\$ 22,064,586</b>	<b>\$ 29,613,054</b>	<b>\$ 87,869,778</b>	<b>\$ 4,095,577</b>



---



---

**CITY OF WILLOUGHBY, OHIO**  
**NOTES TO THE BASIC FINANCIAL STATEMENTS**  
**FOR THE YEAR ENDED DECEMBER 31, 2020**

---



---

**General Obligation Bonds & Notes** – The City has issued general obligation bonds to provide funds for the acquisition and construction of major capital facilities and projects. Bonds have been issued for both governmental and business-type activities.

General obligation bonds are direct obligations of the City for which its full faith and credit are pledged for repayment. General obligation bonds are to be repaid from both voted and un-voted general property taxes levied on all taxable property located within the City. Tax monies will be received in and the debt will be retired from the General Bond Retirement fund.

Annual debt service requirements to maturity for general obligation bonds are as follows:

<b>General Obligation Bonds</b>				
<b>Year Ending</b>	<b><u>Governmental Activities</u></b>		<b><u>Business-type Activities</u></b>	
<b>December 31</b>	<b>Principal</b>	<b>Interest</b>	<b>Principal</b>	<b>Interest</b>
2021	\$ 1,185,000	\$ 262,612	\$ 155,000	\$ 47,607
2022	1,215,000	237,812	165,000	44,507
2023	835,000	209,425	165,000	41,206
2024	785,000	188,300	165,000	37,907
2025	425,000	161,600	175,000	34,607
2026-2030	2,315,000	651,981	920,000	114,164
2031-2035	1,935,000	431,663	395,000	15,375
2036-2040	1,710,000	255,800		
2041-2044	1,515,000	76,600		
<b>Total</b>	\$11,920,000	\$ 2,475,793	\$ 2,140,000	\$ 335,373

On June 4, 2020, the City sold \$6,665,000 of Senior Center General Obligation Bonds. The proceeds were used to retire the Bond Anticipation Notes of \$6,400,000 due on June 19, 2020 and for payment of interest and other issuance costs.

**Other Long-Term Obligations** – Compensated absences will be paid from the fund in which the employee’s salary is paid. The General fund pays the most significant amounts. Enterprise funds pay for all their employee costs including retirements. Police Pension liability is paid from the Police Pension fund.

The OPWC and OWDA loans in business-type activities will be paid semi-annually from the sewer fund. In the event the Sewer fund would fail to pay the OPWC and OWDA loans, payment would be made by any general tax revenues collected in the General, or General bond retirement funds. The Governmental loans will be paid with assessments and other monies from the General Bond fund.

The City’s outstanding OPWC loans from direct borrowings related to governmental activities of \$147,209 and related to business type activities of \$564,997 contain a provision that in an event of default (1) OPWC may apply late fees of 8 percent per year, (2) loans

**CITY OF WILLOUGHBY, OHIO**  
**NOTES TO THE BASIC FINANCIAL STATEMENTS**  
**FOR THE YEAR ENDED DECEMBER 31, 2020**

more than 60 days late will be turned over to the Attorney General’s office for collection, and as provided by law, OPWC may require that such payment be taken from the City’s share of the county undivided local government fund, and (3) the outstanding amounts shall, at OPWC’s option, become immediately due and payable.

Due to the COVID-19 pandemic, OPWC did not accept payments for July 2020. All July 2020 payments will be deferred with no payment until January 2021. The City will have the option to make a double payment (for July 2020 and January 2021) once January 2021 invoices are issued or make a single payment with a revised amortization schedule. There are no late fees or accrued interest as part of this deferral.

The City’s outstanding OWDA loans from direct borrowings of \$2,127,769 related to governmental activities and \$12,227,435 related to business-type activities contain a provision that in an event of default (1) the amount of such default shall bear interest at the default rate from the due date until the date of payment, (2) if any of the charges have not been paid within 30 days, in addition to the interest calculated at the default rate, a late charge of 1 percent on the amount of each default shall also be paid to the OWDA, and (3) for each additional 30 days during which the charges remain unpaid, the City shall continue to pay an additional late charge of 1 percent on the amount of the default until such charges are paid.

There is no repayment schedule for net pension/OPEB liabilities; however, employer pension contributions are made from the fund benefitting from the related employees’ service. For additional information related to the net pension/OPEB liabilities see Notes 10 and 11. See Note 19 for further detail on landfill liability. The City’s legal debt margin at December 31, 2020 was \$68,353,641.

Annual debt service requirements to maturity for other debt are as follows:

Year Ending December 31	Other Debt					
	Governmental Activities				Business-type Activities	
	Police Pension Liability		O.W.D.A. & O.P.W.C.		O.W.D.A. & O.P.W.C.	
	Principal	Interest	Principal	Interest	Principal	Interest
2021	\$ 4,085	\$ 3,338	\$ 72,922	\$ 29,929	\$ 803,543	\$ 208,199
2022	4,260	3,163	119,918	39,869	974,896	228,479
2023	4,443	2,980	120,967	39,037	1,010,377	248,425
2024	4,634	2,789	122,835	36,168	954,273	229,538
2025	4,833	2,590	124,740	34,264	883,475	191,410
2026-2030	27,463	9,652	593,833	130,839	4,323,603	707,502
2031-2035	29,840	3,233	518,669	50,707	3,331,057	355,644
2036-2040	0	0	548,233	20,538	511,208	18,507
2041-2042	0	0	52,863	322	0	0
<b>Total</b>	<b>\$ 79,558</b>	<b>\$ 27,745</b>	<b>\$ 2,274,980</b>	<b>\$ 381,673</b>	<b>\$ 12,792,432</b>	<b>\$ 2,187,704</b>

**CITY OF WILLOUGHBY, OHIO**  
**NOTES TO THE BASIC FINANCIAL STATEMENTS**  
**FOR THE YEAR ENDED DECEMBER 31, 2020**

**NOTE 17: CONDUIT DEBT**

The City of Willoughby is party to certain conduit debt obligations:

<b>TYPE</b>	<b>ON BEHALF OF</b>	<b>ORIGINAL AMOUNT</b>	<b>OUTSTANDING BALANCE</b>	<b>YEAR OF ISSUE</b>
Multi-Family Housing	Oakhill Village	\$5,955,000	\$5,955,000	2002A
Mortgage Revenue Bonds	Oakhill Village	\$3,395,000	\$870,000	2002B

Although conduit debt obligations bear the name of the City of Willoughby, the City has no responsibility for principal and interest payments of these issues.

**NOTE 18: NOTES PAYABLE**

The Ohio Revised Code provides that notes and renewal notes issued in anticipation of the issuance of general obligation bonds may be issued and outstanding from time to time up to a maximum period of 20 years from the date of issuance of the original notes. The maximum maturity for notes anticipating general obligation bonds payable from special assessments is five years. Any period in excess of five years must be deducted from the permitted maximum maturity of the bonds anticipated, and portions of the principal amount of notes outstanding for more than five years must be retired in amounts at least equal to and payable no later than the principal maturities required if the bonds had been issued at the expiration of the initial five-year period.

The following general obligation notes were payable at December 31, 2020:

<b>Notes</b>	<b>Maturity Date</b>	<b>Balance December 31, 2019</b>	<b>Issued</b>	<b>Retired</b>	<b>Balance December 31, 2020</b>
Capital Project Note Payable: 2%	May 21, 2021	\$ 5,000	\$ 0	\$ 5,000	\$ 0

On May 22, 2020, the City reduced the balance of its Capital Project Note by \$5,000 by refinancing \$5,610,000 of the \$5,615,000 outstanding balance. In May 2021, the City issued a general obligation bond for the outstanding balance. (See Note 24)

**CITY OF WILLOUGHBY, OHIO**  
**NOTES TO THE BASIC FINANCIAL STATEMENTS**  
**FOR THE YEAR ENDED DECEMBER 31, 2020**

**NOTE 19: LANDFILL CLOSURE AND POSTCLOSURE CARE COST**

State and federal laws and regulations require the City to perform certain maintenance and monitoring functions at the landfill site for 30 years after closure. The City’s landfill placed its final cover in 1995. The \$272,766 reported as Landfill Postclosure Care at December 31, 2020 represents estimated cost of maintenance and monitoring through 2024. Actual costs may be higher due to inflation, changes in technology, or changes in regulations.

The City is required by state and federal laws and regulations to provide assurances that financial resources will be available to provide for postclosure care and remediation or containment of environmental hazards at the landfill. Financial assurances may take the form of financial test and corporate guarantee. The financial test on the closure and postclosure care financial assurance requirements was performed during the audit period.

**NOTE 20: INSURANCE AND RISK MANAGEMENT**

The City is exposed to various risks of loss related to property and casualty, general liability, workers’ compensation, and employee health and dental benefits.

**A. Commercial Insurance**

The City has contracted with a commercial insurance company to provide property and liability insurance with the following claim limits and deductibles.

Coverage	Company	Claim Limit	Deductible
General Liability	US Specialty Insurance Company	1,000,000	\$ 0
Public Officials Liability	US Specialty Insurance Company	1,000,000	25,000
Law Enforcement Liability	US Specialty Insurance Company	1,000,000	10,000
Commercial Property	US Specialty Insurance Company	88,639,016	25,000
Equipment Breakdown	Cincinnati Insurance	88,639,016	25,000
Automobile Liability	US Specialty Insurance Company	1,000,000	0
Automobile Comprehensive	US Specialty Insurance Company	Per Schedule	1,000/2,000
Automobile Collision	US Specialty Insurance Company	Per Schedule	1,000/2,000
Excess General Liability (Umbrella)	US Specialty Insurance Company	10,000,000	0
Fire Errors and Omissions	US Specialty Insurance Company	1,000,000	0
Ambulance Malpractice	US Specialty Insurance Company	1,000,000	0
Blanket Bond	Travelers Insurance Company	1,000,000	5,000
Bond-Finance Director	Liberty Mutual Insurance Company	40,000	0
Cyber Liability	Travelers Insurance Company	2,000,000	10,000

The City provides health care insurance through a commercial insurance company. There has been no significant reduction in insurance coverage from coverage in prior

---

---

**CITY OF WILLOUGHBY, OHIO**  
**NOTES TO THE BASIC FINANCIAL STATEMENTS**  
**FOR THE YEAR ENDED DECEMBER 31, 2020**

---

---

years. In addition, settled claims resulting from these risks have not exceeded commercial insurance coverage in any of the past three fiscal years.

**B. Workers' Compensation Retrospective Rating Plan**

The City established a formal self-insurance program for liabilities arising from the City's participation in the State's Workers' Compensation Retrospective Rating Plan which began in 2014. This exposure is accounted for in the Workers' Compensation Retro Rating fund, which is responsible for collecting interfund premiums from other City funds and departments, paying claim settlements, paying third-party administration fees, and purchasing other specified insurance policies.

The City had chosen to pre-fund a portion of the future liabilities utilizing a rebate from the State Bureau of Worker's Compensation in 2013.

The Retrospective Rating Plan is an alternative rating plan offered by the Ohio Bureau of Workers' Compensation. In a Retrospective Rating Plan, the City initially pays a fraction of the premium it would pay as an experience rated or base rated employer. As costs for the claims are incurred, the City must reimburse the State Insurance Fund for these claims.

The maximum claim limit for any individual injury is \$200,000. The minimum annual premium is 43% of the experience rated premium threshold of \$498,568 plus administrative and Disabled Workers Relief Fund (DWRF) costs. The maximum annual premium is 200%.

An amount was accrued to establish a reserve for 2014 claims expenditures expected over the next 10 years. As of December 31, 2020 there is no further claims liability.

In 2015 and 2016, the City opted to be experience rated for workers' compensation. For 2017 through 2020, the City participated in the Group Retrospective Rating Program. The City reserves the right to go back to retrospective billing or other programs the Bureau may offer in the future.

**NOTE 21: JOINT ORGANIZATION**

**Northeast Ohio Public Energy Council**

The City is a member of the Northeast Ohio Public Energy Council (NOPEC). NOPEC is a regional council of governments formed under Chapter 167 of the Ohio Revised Code. NOPEC was formed to serve as a vehicle for communities wishing to proceed jointly with

---

---

**CITY OF WILLOUGHBY, OHIO**  
**NOTES TO THE BASIC FINANCIAL STATEMENTS**  
**FOR THE YEAR ENDED DECEMBER 31, 2020**

---

---

an aggregation program for the purchase of energy. NOPEC is currently comprised of over 200 communities who have been authorized by ballot to purchase energy on behalf of their citizens. The intent of NOPEC is to provide energy at the lowest possible rates while at the same time ensuring stability in prices by entering into long-term contracts with suppliers to provide energy to the citizens of its member communities.

NOPEC is governed by a General Assembly made up of one representative from each member community. The representatives from each county then elect one person to serve on the ten-member NOPEC Board of Directors. The Board oversees and manages the operation of the aggregation program. The degree of control exercised by any participating government is limited to its representation in the General Assembly and on the Board. The City of Willoughby did not contribute to NOPEC during 2020. Financial information can be obtained by contacting NOPEC, 31320 Solon Road, Suite 33, Solon, Ohio 44139.

**NOTE 22: WILLOUGHBY-EASTLAKE JOINT SEWER TREATMENT FACILITY**

In 1955 the City entered into an agreement with the City of Eastlake for the purpose of financing and constructing a joint treatment facility. The agreement has been amended 14 times since. The joint sewer treatment facility includes a sewer plant, outfalls, and joint sewers. The sewer plant and improvements were constructed by the City of Willoughby. The outflows were constructed and financed by the City of Eastlake and conveyed to the City of Willoughby upon completion. The joint sewers were constructed by the City of Willoughby and financed jointly by both cities. The City of Willoughby holds legal title to the sewer plant and improvements made to the facility, outflows, and joint sewers. Each city is responsible for all sewer lines constructed within their corporate limits with connection to the joint sewer facility.

The City of Willoughby bills the City of Eastlake on a monthly basis for services provided, maintenance and construction improvements of the joint sewer facilities. The billing is based upon flow measured by meters and includes a contribution for future capital improvements to the joint sewer treatment facility. The agreement has been amended for each City to contribute an amount equal to fifty percent of all costs associated with the capital improvements projects. Although the joint sewer treatment facility is managed by the Willoughby-Eastlake Joint Sewer Advisory Committee appointed by the cities of Willoughby and Eastlake, ultimately the joint sewer treatment facility is part of the City of Willoughby's reporting entity. The City of Eastlake paid \$1,640,005 to the City of Willoughby for the joint sewer treatment facility in 2020 which was accounted for in the City's sewer enterprise fund.

---

---

**CITY OF WILLOUGHBY, OHIO**  
**NOTES TO THE BASIC FINANCIAL STATEMENTS**  
**FOR THE YEAR ENDED DECEMBER 31, 2020**

---

---

**NOTE 23: TAX ABATEMENT**

Pursuant to Ohio Revised Code Chapter 718 and City ordinance, the City provides an incentive to eligible companies based upon their gross annual payroll, the amount of income tax generated annually, and the number of jobs created or retained by the business. The abatement is administered as a refundable credit against the municipal income tax liability based upon the company's payroll taxes. For the calendar year 2020, the City provided tax abatements through four economic development agreements. Net income tax value was reduced by \$64,605 through expenses.

**NOTE 24: SUBSEQUENT EVENTS**

In April 2021, the City recognized its \$420,000 portion of a consent decree settlement.

On May 6, 2021, the City sold \$5,610,000 Riverside Commons General Obligation Bonds. The proceeds were used to retire the bond anticipation notes of \$5,610,000 due on May 21, 2021 and for payment of interest and other issuance costs.

**NOTE 25: COVID-19**

The United States and the State of Ohio declared a state of emergency in March of 2020 due to the COVID-19 pandemic. The financial impact of COVID-19 and the continuing emergency measures will impact subsequent periods of the City. The City's investment portfolio fluctuates with market conditions, and due to market volatility, the amount of gains or losses that will be realized in subsequent periods, if any, cannot be determined. In addition, the impact on the City's future operating costs, revenues, and additional recovery from emergency funding, either federal or state, cannot be estimated. Additional funding will be available through the Consolidated Appropriations Act, 2021, passed by Congress on December 21, 2020 and/or the American Rescue Plan Act, passed by Congress on March 11, 2021.

***Required Supplementary Information***



**CITY OF WILLOUGHBY, OHIO**  
**Required Supplementary Information**  
*Schedule of the City's Proportionate Share of the Net Pension Liability*  
*Last Seven Years*

*Ohio Public Employees Retirement System*

<b>Traditional Plan</b>	<b>2020</b>	<b>2019</b>	<b>2018</b>	<b>2017</b>	<b>2016</b>	<b>2015</b>	<b>2014</b>
City's Proportion of the Net Pension Liability	0.063407%	0.064405%	0.063703%	0.064463%	0.066764%	0.068419%	0.068419%
City's Proportionate Share of the Net Pension Liability	\$12,532,824	\$17,639,224	\$9,993,766	\$14,638,449	\$11,564,366	\$8,252,096	\$8,065,709
City's Covered Payroll	\$8,921,371	\$8,702,436	\$8,416,085	\$8,332,017	\$8,309,408	\$8,415,950	\$8,277,877
City's Proportionate Share of the Net Pension Liability as a Percentage of its Covered Payroll	140.48%	202.69%	118.75%	175.69%	139.17%	98.05%	97.44%
Plan Fiduciary Net Position as a Percentage of the Total Pension Liability	82.17%	74.70%	84.66%	77.25%	81.08%	86.45%	86.36%
<b>Combined Plan</b>	<b>2020</b>	<b>2019</b>	<b>2018</b>	<b>2017</b>	<b>2016</b>	<b>2014</b>	<b>2014</b>
City's Proportion of the Net Pension (Asset)	0.038003%	0.047230%	0.548870%	0.052203%	0.046720%	0.025052%	0.025052%
City's Proportionate Share of the Net Pension (Asset)	(\$79,245)	(\$52,814)	(\$74,719)	(\$29,055)	(\$22,732)	(\$9,646)	(\$2,629)
City's Covered Payroll	\$169,171	\$202,000	\$224,785	\$203,200	\$170,033	\$92,267	\$66,838
City's Proportionate Share of the Net Pension (Asset) as a Percentage of its Covered Payroll	46.84%	26.15%	33.24%	14.30%	13.37%	10.45%	3.93%
Plan Fiduciary Net Position as a Percentage of the Total Pension Liability	145.28%	126.64%	137.28%	116.55%	116.90%	114.83%	104.33%

*Ohio Police & Fire Pension Fund*

<b>Police</b>	<b>2020</b>	<b>2019</b>	<b>2018</b>	<b>2017</b>	<b>2016</b>	<b>2015</b>	<b>2014</b>
City's Proportion of the Net Pension Liability	0.1560714%	0.1639130%	0.1632434%	0.158165%	0.1661573%	0.1662427%	0.1662427%
City's Proportionate Share of the Net Pension Liability	\$10,513,803	\$13,379,632	\$10,018,985	\$10,018,029	\$10,689,018	\$8,824,343	\$8,096,541
City's Covered Payroll	\$4,131,668	\$4,136,374	\$3,964,063	\$3,796,205	\$3,765,511	\$3,666,305	\$5,245,880
City's Proportionate Share of the Net Pension Liability as a Percentage of its Covered Payroll	254.47%	323.46%	252.75%	263.90%	283.87%	240.69%	154.34%
Plan Fiduciary Net Position as a Percentage of the Total Pension Liability	69.89%	63.07%	70.91%	68.36%	66.77%	71.71%	73.00%
<b>Fire</b>	<b>2020</b>	<b>2019</b>	<b>2018</b>	<b>2017</b>	<b>2016</b>	<b>2015</b>	<b>2014</b>
City's Proportion of the Net Pension Liability	0.1702546%	0.175883%	0.179726%	0.174998%	0.1834738%	0.1859341%	0.1859341%
City's Proportionate Share of the Net Pension Liability	\$11,469,259	\$14,356,700	\$11,030,615	\$11,084,183	\$11,802,999	\$9,869,601	\$9,055,574
City's Covered Payroll	\$3,662,311	\$3,607,498	\$3,546,068	\$3,412,426	\$3,361,085	\$3,331,877	\$4,563,722
City's Proportionate Share of the Net Pension Liability as a Percentage of its Covered Payroll	313.17%	397.97%	311.07%	324.82%	351.17%	296.22%	198.43%
Plan Fiduciary Net Position as a Percentage of the Total Pension Liability	69.89%	63.07%	70.91%	68.36%	66.77%	71.71%	73.00%

(1) Information prior to 2014 is not available.

Amounts presented as of the City's measurement date which is the prior year end.

**CITY OF WILLOUGHBY, OHIO**  
*Required Supplementary Information*  
*Schedule of City Contributions*

*Ohio Public Employees Retirement System*  
*Last Eight Years*

	<u>2020</u>	<u>2019</u>	<u>2018</u>	<u>2017</u>	<u>2016</u>	<u>2015</u>	<u>2014</u>	<u>2013</u>
<u>Contractually Required Contributions</u>								
Traditional Plan	\$1,160,921	\$1,248,992	\$1,218,341	\$1,094,091	\$999,842	\$997,129	\$1,009,914	1,076,124
Combined Plan	\$21,294	\$23,684	\$28,280	\$29,222	\$24,384	\$20,404	\$11,072	8,689
Total Required Contributions	\$1,182,215	\$1,272,676	\$1,246,621	\$1,123,313	\$1,024,226	\$1,017,533	\$1,020,986	\$1,084,813
Contributions in Relation to the Contractually Required Contribution	(\$1,182,215)	(\$1,272,676)	(\$1,246,621)	(\$1,123,313)	(\$1,024,226)	(\$1,017,533)	(\$1,020,986)	(\$1,084,813)
Contribution Deficiency / (Excess)	\$0	\$0	\$0	\$0	\$0	\$0	\$0	\$0
<u>City's Covered Payroll</u>								
Traditional Plan	\$8,292,293	\$8,921,731	\$8,702,436	\$8,416,085	\$8,332,017	\$8,309,408	\$8,415,950	\$8,277,877
Combined Plan	\$152,100	\$169,171	\$202,000	\$224,785	\$203,200	\$170,033	\$92,267	\$66,838
<u>Contributions as a Percentage of Covered Payroll</u>								
Traditional Plan	14.00%	14.00%	14.00%	13.00%	12.00%	12.00%	12.00%	13.00%
Combined Plan	14.00%	14.00%	14.00%	13.00%	12.00%	12.00%	12.00%	13.00%

[1] – Information prior to 2013 is not available

*Ohio Police and Fire Pension Fund*  
*Last Ten Years*

	<u>2020</u>	<u>2019</u>	<u>2018</u>	<u>2017</u>	<u>2016</u>	<u>2015</u>	<u>2014</u>	<u>2013</u>	<u>2012</u>	<u>2011</u>
<u>Contractually Required Contributions</u>										
Police	\$803,682	\$785,017	\$785,911	\$753,172	\$721,279	\$715,447	\$696,598	\$825,177	\$685,085	\$687,087
Fire	\$902,018	\$860,643	\$847,762	\$833,326	\$801,920	\$789,855	\$782,991	\$923,241	\$753,553	\$758,125
Total Required Contributions	\$1,705,700	\$1,645,660	\$1,633,673	\$1,586,498	\$1,523,199	\$1,505,302	\$1,479,589	\$1,748,418	\$1,438,638	\$1,445,212
Contributions in Relation to the Contractually Required Contribution	(\$1,705,700)	(\$1,645,660)	(\$1,633,673)	(\$1,586,498)	(\$1,523,199)	(\$1,505,302)	(\$1,479,589)	(\$1,748,418)	(\$1,438,638)	(\$1,445,212)
Contribution Deficiency / (Excess)	\$0	\$0	\$0	\$0	\$0	\$0	\$0	\$0	\$0	\$0
<u>City's Covered Payroll</u>										
Police	\$4,229,905	\$4,131,668	\$4,136,374	\$3,964,063	\$3,796,205	\$3,765,511	\$3,666,305	\$5,245,880	\$5,373,216	\$5,388,918
Fire	\$3,838,374	\$3,662,311	\$3,607,498	\$3,546,068	\$3,412,426	\$3,361,085	\$3,331,877	\$4,563,722	\$4,368,423	\$4,394,928
<u>Contributions as a Percentage of Covered Payroll</u>										
Police	19.00%	19.00%	19.00%	19.00%	19.00%	19.00%	19.00%	[1]	12.75%	12.75%
Fire	23.50%	23.50%	23.50%	23.50%	23.50%	23.50%	23.50%	[1]	17.25%	17.25%

[1] – The portion of the City's contributions to fund pension obligations from January 1, 2013 thru May 31, 2013, for both police officers and firefighters was 14.81 percent and 19.31 percent, respectively. The portion of the City's contributions to fund pension obligations from June 1, 2013 thru December 31, 2013 for both police officers and firefighters was 16.65 percent and 21.15 percent, respectively.

**CITY OF WILLOUGHBY, OHIO**  
**Required Supplementary Information**  
*Schedule of the City's Proportionate Share of the Net OPEB Liability*  
**Last Four Years (1)**

**Ohio Public Employees Retirement System**

	2020	2019	2018	2017
City's Proportion of the Net OPEB Liability	0.062072%	0.063350%	0.062990%	0.063420%
City's Proportionate Share of the Net OPEB Liability	\$ 8,573,756	\$ 8,259,345	\$ 6,840,250	\$ 6,405,637
City's Covered Payroll	\$ 9,377,746	\$ 9,192,100	\$ 8,922,036	\$ 8,764,254
City's Proportionate Share of the Net OPEB Liability as a Percentage of its Covered Payroll	91.43%	89.85%	76.67%	73.09%
Plan Fiduciary Net Position as a Percentage of the Total OPEB Liability	47.80%	46.33%	54.14%	54.04%

**Ohio Police and Fire Pension Fund**

	2020	2019	2018	2017
City's Proportion of the Net OPEB Liability	0.326326%	0.339796%	0.342970%	0.333160%
City's Proportionate Share of the Net OPEB Liability	\$ 3,223,360	\$ 3,094,368	\$ 19,432,183	\$ 15,814,356
City's Covered Payroll	\$ 7,793,979	\$ 7,743,872	\$ 7,510,131	\$ 7,208,631
City's Proportionate Share of the Net OPEB Liability as a Percentage of its Covered Payroll	41.36%	39.96%	258.75%	219.38%
Plan Fiduciary Net Position as a Percentage of the Total OPEB Liability	47.08%	46.57%	14.13%	15.96%

(1) Information prior to 2017 is not available. Schedule is intended to show ten years of information, and additional years' will be displayed as it becomes available.

Amounts presented as of the City's measurement date, which is the prior calendar year end.

See accompanying notes to the required supplementary information

**CITY OF WILLOUGHBY, OHIO**  
**Required Supplementary Information**  
**Schedule of the City's Contributions - OPEB**

**Ohio Public Employees Retirement System**  
**Last Six Years (1)**

	2020	2019	2018	2017	2016	2015
Contractually Required Contribution	\$ 11,280	\$ 11,488	\$ 11,507	\$ 97,553	\$ 179,831	\$ 169,589
Contributions in Relation to the Contractually Required Contribution	<u>(11,280)</u>	<u>(11,488)</u>	<u>(11,507)</u>	<u>(97,553)</u>	<u>(179,831)</u>	<u>(169,589)</u>
Contribution Deficiency (Excess)	<u>\$0</u>	<u>\$0</u>	<u>\$0</u>	<u>\$0</u>	<u>\$0</u>	<u>\$0</u>
City Covered Payroll	\$ 8,726,393	\$ 9,377,746	\$ 9,192,100	\$ 8,922,036	\$ 8,764,254	\$ 8,668,748
Contributions as a Percentage of Covered Payroll	0.13%	0.12%	0.13%	1.09%	2.05%	1.96%

(1) Information prior to 2015 is not available. Schedule is intended to show ten years of information, and additional years' will be displayed as it becomes available.

See accompanying notes to the required supplementary information

**Ohio Police & Fire Pension Fund**  
**Last Ten Years**

	2020	2019	2018	2017	2016	2015	2014	2013	2012	2011
Contractually Required Contribution	\$ 40,342	\$ 38,970	\$ 38,719	\$ 37,551	\$ 36,277	\$ 35,902	\$ 35,244	\$ 241,720	\$ 448,441	\$ 465,234
Contributions in Relation to the Contractually Required Contribution	<u>(40,342)</u>	<u>(38,970)</u>	<u>(38,719)</u>	<u>(37,551)</u>	<u>(36,277)</u>	<u>(35,902)</u>	<u>(35,244)</u>	<u>(241,720)</u>	<u>(448,441)</u>	<u>(465,234)</u>
Contribution Deficiency (Excess)	<u>\$0</u>	<u>\$0</u>	<u>\$0</u>	<u>\$0</u>	<u>\$0</u>	<u>\$0</u>	<u>\$0</u>	<u>\$0</u>	<u>\$0</u>	<u>\$0</u>
City Covered Payroll	\$ 8,068,279	\$ 7,793,979	\$ 7,743,872	\$ 7,510,131	\$ 7,208,631	\$ 7,126,596	\$ 6,998,182	\$ 9,809,602	\$ 9,741,639	\$ 9,783,846
Contributions as a Percentage of Covered Payroll	0.50%	0.50%	0.50%	0.50%	0.50%	0.50%	0.50%	3.62%	6.75%	6.75%

See accompanying notes to the required supplementary information

**CITY OF WILLOUGHBY, OHIO**

***Required Supplementary Information***

***Changes in Assumptions***

*Notes to the Required Supplementary Information*

*For the Year Ended December 31, 2020*

---

***OHIO PUBLIC EMPLOYEES RETIREMENT SYSTEM (OPERS)***

***Net Pension Liability***

*Changes in benefit terms:* There were no changes in benefit terms from the amounts reported for 2014-2020.

*Changes in assumptions:* There were no changes in methods and assumptions used in the calculation of actuarial determined contributions for 2014-2016 and 2018. For 2017, the following changes of assumptions affected the total pension liability since the prior measurement date: (a) the expected investment return was reduced from 8.00% to 7.50%, (b) the expected long-term average wage inflation rate was reduced from 3.75% to 3.25%, (c) the expected long-term average price inflation rate was reduced from 3.00% to 2.50%, (d) Rates of withdrawal, retirement and disability were updated to reflect recent experience, (e) mortality rates were updated to the RP-2014 Health Annuitant Mortality Table, adjusted for mortality improvement back to the observant period base year of 2006 and then established the base year as 2015 (f) mortality rates used in evaluating disability allowances were updated to the RP-2014 Disabled Mortality tables, adjusted for mortality improvement back to the observation base year of 2006 and a base year of 2015 for males and 2010 for females (g) Mortality rates for a particular calendar year for both healthy and disabled retiree mortality tables are determined by applying the MP-2015 mortality improvement scale to the above described tables. For 2019, the following changes of assumptions affected the total pension liability since the prior measurement date: (a) the expected investment return was reduced from 7.50% to 7.20%. For 2020, the following changes of assumptions affected the total pension liability since the prior measurement date: (a) the cost-of-living adjustments for post-1/7/2013 retirees were reduced from 3.00% simple through 2018 to 1.40% simple through 2020, then 2.15% simple.

***Net OPEB Liability***

*Changes in benefit terms:* There were no changes in benefit terms from the amounts reported for 2018-2020.

*Changes in assumptions:* For 2018, the single discount rate changed from 4.23% to 3.85%. For 2019, the following changes of assumptions affected the total OPEB liability since the prior measurement date: (a) the expected investment return was reduced from 6.50% to 6.00% (b) In January 2020, the Board adopted changes to health care coverage for Medicare and pre-Medicare retirees. It will include discontinuing the PPO plan for pre-Medicare retirees and replacing it with a monthly allowance to help participants pay for a health care plan of their choosing. The base allowance for Medicare eligible retirees will be reduced. The specific effect of these changes on the net OPEB liability and OPEB expense are unknown at this time (c) the single discount rate changed from 3.85% to 3.96%. For 2020, the following changes of assumptions affected the total OPEB liability since the prior measurement date: (a) the single discount rate changed from 3.96% to 3.16%.

**CITY OF WILLOUGHBY, OHIO**

*Required Supplementary Information*

*Changes in Assumptions*

*Notes to the Required Supplementary Information*

*For the Year Ended December 31, 2020*

---

**OHIO POLICE AND FIRE (OP&F) PENSION FUND**

***Net Pension Liability***

*Changes in benefit terms:* There were no changes in benefit terms from the amounts reported for 2014-2020.

*Changes in assumptions:* There were no changes in methods and assumptions used in the calculation of actuarial determined contributions for 2014-2017. For 2018, the following changes of assumptions affected the total pension liability since the prior measurement date: (a) the investment rate of return was reduced from 8.25 percent to 8.00 percent (b) the projected salary increases was reduced from 4.25% to 3.75% (c) the payroll increases was reduced from 3.75% to 3.25% (d) the inflation assumptions was reduced from 3.25% to 2.75% (e) the cost of living adjustments was reduced from 2.60% to 2.20% (f) rates of withdrawal, disability and service retirement were updated to reflect recent experience (g) mortality rates were updated to the RP-2014 Total Employee and Health Annuitant Mortality Table, adjusted for mortality improvement back to the observant period base year of 2006 and then established the base year as 2016 (h) mortality rates used in evaluating disability allowances were updated to the RP-2014 Disabled Mortality tables, adjusted for mortality improvement back to the observation base year of 2006 and a base year of 2016. For 2019-2020, there have been no OP&F pension plan amendments adopted or changes in assumptions between the measurement date and the report date that would have impacted the actuarial valuation of the pension plan as of the measurement date.

***Net OPEB Liability***

*Changes in benefit terms:* There were no changes in benefit terms from the amounts reported for 2018 and 2020. For 2019, see below regarding changes to stipend-based model.

*Changes in assumptions:* For 2018, the single discount rate changed from 3.79 percent to 3.24 percent. For 2019, the changes of assumptions were: (a) beginning January 1, 2019 OP&F changed its retiree health care model and the current self-insured health care plan is no longer offered. In its place will be a stipend-based health care model. OP&F has contracted with a vendor who will assist eligible retirees in choosing health care plans from their marketplace (both Medicare-eligible and pre-Medicare populations). A stipend funded by OP&F will be placed in individual Health Reimbursement Accounts that retirees will use to be reimbursed for health care expenses. As a result of changing from the current health care model to the stipend-based health care model, management expects that it will be able to provide stipends to eligible participants for the next 15 years (b) beginning in 2020 the Board approved a change to the Deferred Retirement Option Plan. The minimum interest rate accruing will be 2.5% (c) the single discount rate changed from 3.24 percent to 4.66 percent. For 2020, the single discount rate changed from 4.66 to 3.56.

*Individual Fund Schedules of Revenues, Expenditures/Expenses  
and Changes in Fund Balance/Equity ~ Budget (Non-GAAP Basis)  
and Actual For Major Funds*

**CITY OF WILLOUGHBY, OHIO**  
**SCHEDULE OF REVENUES, EXPENDITURES, AND CHANGES**  
**IN FUND BALANCE - BUDGET (Non-GAAP Basis) AND ACTUAL**  
**GENERAL FUND**  
**FOR THE YEAR ENDED DECEMBER 31, 2020**

	<b><u>BUDGETED AMOUNTS</u></b>			<b>VARIANCE WITH</b>
	<b><u>ORIGINAL</u></b>	<b><u>FINAL</u></b>	<b><u>ACTUAL</u></b>	<b><u>FINAL BUDGET</u></b>
<b>REVENUES:</b>				
Municipal Income Taxes	\$ 18,252,900	\$ 18,252,900	\$ 18,088,679	\$ (164,221)
Property and Other Local Taxes	1,736,450	1,736,450	1,550,402	(186,048)
Intergovernmental	1,275,500	1,275,500	1,407,902	132,402
Charges for Services	1,291,500	1,291,500	989,524	(301,976)
Fines and Forfeitures	1,886,500	1,886,500	1,667,047	(219,453)
Licenses and Permits	235,200	235,200	267,786	32,586
Interest	250,000	250,000	324,523	74,523
Miscellaneous	112,500	112,500	112,500	0
Total Revenues	<u>25,040,550</u>	<u>25,040,550</u>	<u>24,408,363</u>	<u>(632,187)</u>
<b>EXPENDITURES:</b>				
Government:				
Legislative -Council				
Personal Services	133,382	133,382	131,463	1,919
Services and Supplies	29,700	29,700	24,467	5,233
Total Legislative -Council	<u>163,082</u>	<u>163,082</u>	<u>155,930</u>	<u>7,152</u>
Judicial -Municipal Court				
Personal Services	2,026,391	2,026,391	1,597,155	429,236
Services and Supplies	132,000	132,000	103,602	28,398
Other	4,000	4,000	0	4,000
Total Judicial-Municipal Court	<u>2,162,391</u>	<u>2,162,391</u>	<u>1,700,757</u>	<u>461,634</u>
Executive-Mayor				
Personal Services	19,004,174	18,955,174	16,288,086	2,667,088
Services and Supplies	5,001,546	5,050,546	3,550,314	1,500,232
Other	70,000	70,000	64,605	5,395
Total Executive-Mayor	<u>24,075,720</u>	<u>24,075,720</u>	<u>19,903,005</u>	<u>4,172,715</u>
Total Expenditures	<u>26,401,193</u>	<u>26,401,193</u>	<u>21,759,692</u>	<u>4,641,501</u>
Excess of Revenues Over (Under) Expenditures	(1,360,643)	(1,360,643)	2,648,671	4,009,314
<b>OTHER FINANCING SOURCES (USES):</b>				
Transfers Out	(2,300,000)	(2,450,000)	(2,175,000)	275,000
Transfers In	370,940	370,940	0	(370,940)
Other	275,000	275,000	2,511,515	2,236,515
Total Other Financing Sources (Uses)	<u>(1,654,060)</u>	<u>(1,804,060)</u>	<u>336,515</u>	<u>2,140,575</u>
<b>NET CHANGE IN FUND BALANCE</b>	(3,014,703)	(3,164,703)	2,985,186	6,149,889
<b>FUND BALANCE BEGINNING OF YEAR</b>	4,789,028	4,789,028	4,789,028	0
Prior Year Encumbrances Appropriated	<u>35,097</u>	<u>35,097</u>	<u>35,097</u>	<u>0</u>
<b>FUND BALANCE END OF YEAR</b>	<u>\$ 1,809,422</u>	<u>\$ 1,659,422</u>	<u>\$ 7,809,311</u>	<u>\$ 6,149,889</u>



**CITY OF WILLOUGHBY, OHIO**  
**SCHEDULE OF REVENUES, EXPENDITURES, AND CHANGES**  
**IN FUND BALANCE - BUDGET(Non-GAAP Basis) AND ACTUAL**  
**CAPITAL PROJECTS FUND**  
**FOR THE YEAR ENDED DECEMBER 31, 2020**

	<u>BUDGETED AMOUNTS</u>			<u>VARIANCE WITH</u>
	<u>ORIGINAL</u>	<u>FINAL</u>	<u>ACTUAL</u>	<u>FINAL BUDGET</u>
REVENUES:				
Property and Other Local Taxes	\$112,000	\$112,000	\$115,500	\$3,500
Intergovernmental	1,212,272	1,411,272	531,388	(879,884)
Other	<u>109,312</u>	<u>109,312</u>	<u>145,953</u>	<u>36,641</u>
Total Revenues	<u>1,433,584</u>	<u>1,632,584</u>	<u>792,841</u>	<u>(839,743)</u>
EXPENDITURES:				
Executive-Mayor				
Capital Outlay	1,046,548	1,196,548	878,045	318,503
Debt Service				
Principal Retirement	<u>5,620,000</u>	<u>5,620,000</u>	<u>5,615,000</u>	<u>5,000</u>
Total Expenditures	<u>6,666,548</u>	<u>6,816,548</u>	<u>6,493,045</u>	<u>323,503</u>
Excess of Revenues Over (Under) Expenditures	(5,232,964)	(5,183,964)	(5,700,204)	(516,240)
OTHER FINANCING SOURCES (USES):				
Debt Proceeds	2,755,391	2,755,391	1,961,849	(793,542)
Notes Issued	5,610,000	5,610,000	5,610,000	0
Transfers (Out)	<u>0</u>	<u>(100,000)</u>	<u>(75,000)</u>	<u>25,000</u>
Total Other Financing Sources (Uses)	<u>8,365,391</u>	<u>8,265,391</u>	<u>7,496,849</u>	<u>(768,542)</u>
NET CHANGE IN FUND BALANCE	3,132,427	3,081,427	1,796,645	(1,284,782)
FUND BALANCE BEGINNING OF YEAR	(1,165,125)	(1,165,125)	(1,165,125)	0
Prior Year Encumbrances Appropriated	<u>224,028</u>	<u>224,028</u>	<u>224,028</u>	<u>0</u>
FUND BALANCE END OF YEAR	<u>\$2,191,330</u>	<u>\$2,140,330</u>	<u>\$855,548</u>	<u>(\$1,284,782)</u>

**CITY OF WILLOUGHBY, OHIO**  
**SCHEDULE OF REVENUES, EXPENDITURES, AND CHANGES**  
**IN FUND BALANCE - BUDGET(Non-GAAP Basis) AND ACTUAL**  
**GENERAL BOND RETIREMENT FUND**  
**FOR THE YEAR ENDED DECEMBER 31, 2020**

	<u>BUDGETED AMOUNTS</u>			
	<u>ORIGINAL</u>	<u>FINAL</u>	<u>ACTUAL</u>	<u>VARIANCE WITH FINAL BUDGET</u>
<b>REVENUES:</b>				
Property and Other Local Taxes	\$1,052,700	\$1,052,700	\$1,066,745	\$14,045
Intergovernmental	164,629	164,629	159,908	(4,721)
Interest Income	<u>50,000</u>	<u>50,000</u>	<u>49,107</u>	<u>(893)</u>
Total Revenues	<u>1,267,329</u>	<u>1,267,329</u>	<u>1,275,760</u>	<u>8,431</u>
<b>EXPENDITURES:</b>				
Executive-Mayor				
Personal Services	13,000	13,000	13,000	0
Services and Supplies	12,000	12,000	11,636	364
Debt Service				
Principal Retirement	1,174,662	1,174,662	1,162,162	12,500
Interest	452,058	515,058	511,942	3,116
Bond Issuance Costs	<u>0</u>	<u>115,500</u>	<u>115,500</u>	<u>0</u>
Total Expenditures	<u>1,651,720</u>	<u>1,830,220</u>	<u>1,814,240</u>	<u>15,980</u>
Excess of Revenues Over (Under) Expenditures	(384,391)	(562,891)	(538,480)	24,411
<b>OTHER FINANCING SOURCES (USES):</b>				
Repayment of Notes	(6,400,000)	(6,400,000)	(6,400,000)	0
Sale of Bonds	6,600,000	6,665,000	6,665,000	0
Transfer In	<u>200,000</u>	<u>450,000</u>	<u>275,000</u>	<u>(175,000)</u>
Total Other Financing Sources (Uses)	<u>400,000</u>	<u>715,000</u>	<u>540,000</u>	<u>(175,000)</u>
<b>NET CHANGE IN FUND BALANCE</b>	15,609	152,109	1,520	(150,589)
<b>FUND BALANCE BEGINNING OF YEAR</b>	<u>3,662</u>	<u>3,662</u>	<u>3,662</u>	<u>0</u>
<b>FUND BALANCE END OF YEAR</b>	<u>\$19,271</u>	<u>\$155,771</u>	<u>\$5,182</u>	<u>(\$150,589)</u>

**CITY OF WILLOUGHBY, OHIO**  
**SCHEDULE OF REVENUES, EXPENSES, AND CHANGES**  
**IN FUND EQUITY - BUDGET(Non-GAAP Basis) AND ACTUAL**  
**GOLF COURSE FUND**  
**FOR THE YEAR ENDED DECEMBER 31, 2020**

	<b><u>BUDGETED AMOUNTS</u></b>			<b><u>VARIANCE WITH FINAL BUDGET</u></b>
	<b><u>ORIGINAL</u></b>	<b><u>FINAL</u></b>	<b><u>ACTUAL</u></b>	
<b>REVENUES:</b>				
Charges for Services	\$849,600	\$849,600	\$801,289	(\$48,311)
Other	<u>0</u>	<u>0</u>	<u>2,707</u>	<u>2,707</u>
Total Revenues	<u>849,600</u>	<u>849,600</u>	<u>803,996</u>	<u>(45,604)</u>
<b>EXPENSES:</b>				
Executive-Mayor				
Leisure Time Activities				
Personal Services	555,230	555,230	448,217	107,013
Services and Supplies	333,295	333,295	290,176	43,119
Capital Outlay	55,000	55,000	38,735	16,265
Debt Service				
Principal Retirement	80,000	80,000	80,000	0
Interest	<u>26,188</u>	<u>26,188</u>	<u>26,088</u>	<u>100</u>
Total Expenses	<u>1,049,713</u>	<u>1,049,713</u>	<u>883,216</u>	<u>166,497</u>
Excess of Revenues Over (Under) Expenses	(200,113)	(200,113)	(79,220)	120,893
<b>OTHER FINANCING SOURCES (USES):</b>				
Transfer In	200,000	200,000	75,000	(125,000)
Other	<u>0</u>	<u>0</u>	<u>17,627</u>	<u>17,627</u>
Total Other Financing Sources (Uses)	<u>200,000</u>	<u>200,000</u>	<u>92,627</u>	<u>(107,373)</u>
<b>NET CHANGE IN FUND EQUITY</b>	(113)	(113)	13,407	13,520
<b>FUND EQUITY BEGINNING OF YEAR</b>	35,277	35,277	35,277	0
Prior Year Encumbrances Appropriated	<u>913</u>	<u>913</u>	<u>913</u>	<u>0</u>
<b>FUND EQUITY END OF YEAR</b>	<u>\$36,077</u>	<u>\$36,077</u>	<u>\$49,597</u>	<u>\$13,520</u>

**CITY OF WILLOUGHBY, OHIO**  
**SCHEDULE OF REVENUES, EXPENSES, AND CHANGES**  
**IN FUND EQUITY - BUDGET(Non-GAAP Basis) AND ACTUAL**  
**SEWER FUND**  
**FOR THE YEAR ENDED DECEMBER 31, 2020**

	<u><b>BUDGETED AMOUNTS</b></u>			<b>VARIANCE WITH</b>
	<u><b>ORIGINAL</b></u>	<u><b>FINAL</b></u>	<u><b>ACTUAL</b></u>	<u><b>FINAL BUDGET</b></u>
<b>REVENUES:</b>				
Charges for Services	\$5,647,500	\$5,687,500	\$5,961,717	\$274,217
Interest Income	0	0	16,600	16,600
Other	<u>450,000</u>	<u>450,000</u>	<u>534,354</u>	<u>84,354</u>
Total Revenues	<u>6,097,500</u>	<u>6,137,500</u>	<u>6,512,671</u>	<u>375,171</u>
<b>EXPENSES:</b>				
Executive-Mayor				
Basic Utility Service				
Personal Services	2,552,561	2,552,561	2,311,395	241,166
Services and Supplies	1,301,200	1,301,200	1,196,664	104,536
Other	450,000	450,000	450,000	0
Capital Outlay	8,743,720	8,783,720	5,800,199	2,983,521
Debt Service				
Principal Retirement	955,085	955,085	955,085	0
Interest	<u>252,966</u>	<u>252,966</u>	<u>252,866</u>	<u>100</u>
Total Expenses	<u>14,255,532</u>	<u>14,295,532</u>	<u>10,966,209</u>	<u>3,329,323</u>
Excess of Revenues Over (Under) Expenses	(8,158,032)	(8,158,032)	(4,453,538)	3,704,494
<b>OTHER FINANCING SOURCES (USES):</b>				
Sale of Debt	<u>7,940,000</u>	<u>7,940,000</u>	<u>3,421,602</u>	<u>(4,518,398)</u>
Total Other Financing Sources (Uses)	<u>7,940,000</u>	<u>7,940,000</u>	<u>3,421,602</u>	<u>(4,518,398)</u>
<b>NET CHANGE IN FUND EQUITY</b>	(218,032)	(218,032)	(1,031,936)	(813,904)
<b>FUND EQUITY BEGINNING OF YEAR</b>	3,775,520	3,775,520	3,775,520	0
Prior Year Encumbrances Appropriated	<u>10,953</u>	<u>10,953</u>	<u>10,953</u>	<u>0</u>
<b>FUND EQUITY END OF YEAR</b>	<u>\$3,568,441</u>	<u>\$3,568,441</u>	<u>\$2,754,537</u>	<u>(\$813,904)</u>

# Combining Statements and Individual Fund Schedules

## *Combining Statements – Nonmajor Funds*

---

### NONMAJOR SPECIAL REVENUE FUNDS

Special Revenue Funds account for revenues from specific sources which legally or otherwise are restricted to expenditures for specific purposes.

***Fire Pension Fund*** - to account for the accumulation of property taxes levied for the partial payment of the current liability for firefighters' pension.

***Police Pension Fund*** - to account for the accumulation of property taxes levied for the partial payment of the current and accrued liability for police pension. Amounts collected for the police and fire pensions are periodically remitted to the Ohio Police and Fire Pension Fund.

***Law Enforcement Fund*** – Established by the Ohio Revised Code to account for revenue received from fines and seizures to assist the department in combating drug activities and to provide Community Prevention Education.

***Recreation Fund*** - to account for the accumulation of voted property tax for the purpose of recreation programs.

***Street Construction Maintenance and Repair Fund*** - required by the Ohio Revised Code to account for that portion of the state gasoline tax and motor vehicle registration fees designated for maintenance of streets within the City.

***State Highway Fund*** - required by the Ohio Revised Code to account for that portion of the state gasoline tax and motor vehicle registration fees designated for maintenance of state highways within the City.

***Road & Bridge Fund*** – to account for revenue received from taxes and other sources to pay for the cost of road and bridge maintenance and improvements.

***Corporate Maintenance Fund*** – to assess small projects that occur during the year, but are neither a regular occurrence nor a long-term project. This may include sidewalks, demolitions, noxious weeds and lot clean up.

***Enforcement and Education Fund*** - required by the Ohio Revised Code to account for fines received and distributed as a result of convictions pertaining to the operation of a motor vehicle while under the influence of alcohol or drugs. Funds may be used to pay cost increases in enforcing this or similar laws.

***Indigent Drivers Treatment Fund*** - required by the Ohio Revised Code to account for fines received as a result of convictions pertaining to operation of a motor vehicle while under the influence of alcohol or drugs. Funds may be used to secure treatment of indigent defendants at the discretion of the Municipal Court Judge.

***Court Computer Fund*** - the Municipal Court has established this fund for the purpose of acquisition, improvement, replacement or repair of court technology capital assets and for related staff training. These funds are collected from additional court costs levied on each case. In 2020, Technology Grants were received from CARES funds.

***General Special Projects Fund*** - the Municipal Court has established this fund for the purpose of special projects as determined by the judge and for partial payment of debt related to the Municipal Court building. These funds are collected from additional court costs levied on each case.

***Special Projects DUI Fund*** - the Municipal Court has established this fund for the purpose of special projects as outlined by the Ohio Revised Code. These funds are collected from additional court costs levied on each case.

***Municipal Probation Services Fund*** - the Municipal Court has established this fund for use by the department of probation as outlined by the Ohio Revised Code. This fund contains all monies paid to the treasurer of the municipal corporation under section 2951.021 of the revised code.

***Urban Forest Management Fund*** – the City originally established this fund to account for a matching fund grant from the State of Ohio. Currently only funds from tree planting fees are being recorded here. The funds are used to buy inventory and provide trees throughout the City.

***Victims Assistance Fund*** - to account for grant funds provided by the State of Ohio with matching funds from the City. These funds provide services to victims of crime.

***Police Continuing Professional Training Fund*** - to account for revenue received from the State of Ohio for the purpose of providing continuing professional training for police officers.

***Street Lighting Fund*** – to account for the 1.0 mill rate the City assesses on all real property to provide city wide public street lights. These funds are collected in the same manner as other assessments by the Lake County Treasurer.

***Local Coronavirus Relief Fund*** – to account for CARES Act funds provided to cover necessary expenditures incurred due to the public health emergency with respect to the Corona Virus Disease 2019. The U.S. Treasury made payments from the fund to states and eligible units of local governments.

#### **PERMANENT FUND**

Permanent Funds are used to report resources that are legally restricted to the extent that only earnings, not principal, may be used for purposes that support the reporting government's programs.

***Cemetery Care Fund*** - was established to hold and invest all perpetual care deposits made from the sale of lots in the cemetery. The earnings from the Cemetery Care Fund are to be used to maintain the two City of Willoughby cemeteries.

**CITY OF WILLOUGHBY, OHIO**  
**COMBINING BALANCE SHEET**  
**NONMAJOR GOVERNMENTAL FUNDS**  
**AS OF DECEMBER 31, 2020**

	<b>NONMAJOR SPECIAL REVENUE FUNDS</b>	<b>CEMETERY CARE PERMANENT FUND</b>	<b>TOTAL NONMAJOR GOVERNMENTAL FUNDS</b>
<b>ASSETS AND DEFERRED OUTFLOWS OF RESOURCES</b>			
<b>Assets:</b>			
Equity in City Treasury Cash and Investments	\$4,498,602	\$367,632	\$4,866,234
Inventory - Supplies	78,846	0	78,846
Accounts Receivable	118	0	118
Intergovernmental Receivable	890,249	0	890,249
Taxes Receivable	1,524,917	0	1,524,917
Special Assessments Receivable	<u>759,414</u>	<u>0</u>	<u>759,414</u>
Total Assets	<u>7,752,146</u>	<u>367,632</u>	<u>8,119,778</u>
<b>TOTAL ASSETS AND DEFERRED OUTFLOWS OF RESOURCES</b>			
	<u>\$7,752,146</u>	<u>\$367,632</u>	<u>\$8,119,778</u>
<b>LIABILITIES, DEFERRED INFLOWS OF RESOURCES AND FUND BALANCES</b>			
<b>Liabilities:</b>			
Accounts Payable	\$409,150	\$0	\$409,150
Salaries, Wages & Benefits Payable	<u>115,569</u>	<u>0</u>	<u>115,569</u>
Total Liabilities	<u>524,719</u>	<u>0</u>	<u>524,719</u>
<b>Deferred Inflows of Resources:</b>			
Property Taxes	1,423,909	0	1,423,909
Unavailable Revenue- Grants and Entitlements	556,941	0	556,941
Unavailable Revenue-Special Assessments	759,414	0	759,414
Unavailable Revenue- Delinquent Property Taxes	<u>101,008</u>	<u>0</u>	<u>101,008</u>
Total Deferred Inflows of Resources	<u>2,841,272</u>	<u>0</u>	<u>2,841,272</u>
<b>Fund Balances:</b>			
Nonspendable	78,846	367,632	446,478
Restricted	<u>4,307,309</u>	<u>0</u>	<u>4,307,309</u>
Total Fund Balances	<u>4,386,155</u>	<u>367,632</u>	<u>4,753,787</u>
<b>TOTAL LIABILITIES, DEFERRED INFLOWS OF RESOURCES AND FUND BALANCES</b>			
	<u>\$7,752,146</u>	<u>\$367,632</u>	<u>\$8,119,778</u>

**CITY OF WILLOUGHBY, OHIO**  
**COMBINING STATEMENT OF REVENUES, EXPENDITURES, AND**  
**CHANGES IN FUND BALANCES**  
**NONMAJOR GOVERNMENTAL FUNDS**  
**FOR THE YEAR ENDED DECEMBER 31, 2020**

	<b>NONMAJOR SPECIAL REVENUE FUNDS</b>	<b>CEMETERY CARE PERMANENT FUND</b>	<b>TOTAL NONMAJOR GOVERNMENTAL FUNDS</b>
<b>REVENUES:</b>			
Property and Other Local Taxes	\$1,546,598	\$0	\$1,546,598
Intergovernmental	5,699,341	0	5,699,341
Charges for Services	139,104	15,260	154,364
Special Assessments	752,228	0	752,228
Fines and Forfeitures	511,436	0	511,436
Miscellaneous	<u>900</u>	<u>0</u>	<u>900</u>
Total Revenues	<u>8,649,607</u>	<u>15,260</u>	<u>8,664,867</u>
<b>EXPENDITURES:</b>			
<b>Current:</b>			
General Government	697,121	0	697,121
Security of Persons and Property	3,666,863	0	3,666,863
Public Health	539	0	539
Community Environment	56,610	0	56,610
Leisure Time Activities	829,831	0	829,831
Transportation	1,792,166	0	1,792,166
Basic Utility Service	78,706	0	78,706
Capital Outlay	<u>2,877,234</u>	<u>0</u>	<u>2,877,234</u>
Total Expenditures	<u>9,999,070</u>	<u>0</u>	<u>9,999,070</u>
<b>EXCESS OF REVENUES OVER (UNDER) EXPENDITURES</b>	<b>(1,349,463)</b>	<b>15,260</b>	<b>(1,334,203)</b>
<b>OTHER FINANCING SOURCES (USES):</b>			
Transfers In	2,050,000	0	2,050,000
Transfers Out	<u>(193,580)</u>	<u>0</u>	<u>(193,580)</u>
<b>TOTAL OTHER FINANCING SOURCES (USES)</b>	<b><u>1,856,420</u></b>	<b><u>0</u></b>	<b><u>1,856,420</u></b>
<b>NET CHANGE IN FUND BALANCES</b>	<b>506,957</b>	<b>15,260</b>	<b>522,217</b>
<b>FUND BALANCES BEGINNING OF YEAR-Restated</b>	<b>3,905,340</b>	<b>352,372</b>	<b>4,257,712</b>
<b>CHANGE IN INVENTORY</b>	<b><u>(26,142)</u></b>	<b><u>0</u></b>	<b><u>(26,142)</u></b>
<b>FUND BALANCES END OF YEAR</b>	<b><u>\$4,386,155</u></b>	<b><u>\$367,632</u></b>	<b><u>\$4,753,787</u></b>



**This page intentionally left blank.**

**CITY OF WILLOUGHBY, OHIO**  
**COMBINING BALANCE SHEET**  
**NONMAJOR SPECIAL REVENUE FUNDS**  
**AS OF DECEMBER 31, 2020**

	FIRE PENSION	POLICE PENSION	LAW ENFORCEMENT	RECREATION	STREET CONSTRUCTION MAINTENANCE AND REPAIR	STATE HIGHWAY	ROAD & BRIDGE	CORPORATE MAINTENANCE	ENFORCEMENT & EDUCATION
<b>ASSETS AND DEFERRED</b>									
<b>OUTFLOWS OF RESOURCES</b>									
<b>Assets:</b>									
Equity in City Treasury Cash and Investments	\$256,517	\$82,428	\$60,890	\$328,653	\$559,954	\$110,959	\$1,151,529	\$157,186	\$36,028
Inventory - Supplies	0	0	0	0	78,846	0	0	0	0
Accounts Receivable	0	0	0	118	0	0	0	0	0
Intergovernmental Receivable	9,000	9,000	0	73,560	549,802	44,248	170,227	0	33
Taxes Receivable	180,153	180,153	0	75,357	0	0	1,089,254	0	0
Special Assessments Receivable	0	0	0	0	0	0	0	34,358	0
Total Assets	<u>445,670</u>	<u>271,581</u>	<u>60,890</u>	<u>477,688</u>	<u>1,188,602</u>	<u>155,207</u>	<u>2,411,010</u>	<u>191,544</u>	<u>36,061</u>
<b>TOTAL ASSETS AND DEFERRED</b>									
<b>OUTFLOWS OF RESOURCES</b>	<u>\$445,670</u>	<u>\$271,581</u>	<u>\$60,890</u>	<u>\$477,688</u>	<u>\$1,188,602</u>	<u>\$155,207</u>	<u>\$2,411,010</u>	<u>\$191,544</u>	<u>\$36,061</u>
<b>LIABILITIES, DEFERRED INFLOWS OF</b>									
<b>RESOURCES AND FUND BALANCES</b>									
<b>Liabilities:</b>									
Accounts Payable	\$0	\$0	\$0	\$4,809	\$61,161	\$21,506	\$79,937	\$0	\$0
Salaries, Wages & Benefits Payable	<u>31,410</u>	<u>28,205</u>	<u>0</u>	<u>16,198</u>	<u>37,582</u>	<u>0</u>	<u>0</u>	<u>0</u>	<u>0</u>
Total Liabilities	<u>31,410</u>	<u>28,205</u>	<u>0</u>	<u>21,007</u>	<u>98,743</u>	<u>21,506</u>	<u>79,937</u>	<u>0</u>	<u>0</u>
<b>Deferred Inflows of Resources:</b>									
Property Taxes	168,210	168,210	0	70,514	0	0	1,016,975	0	0
Unavailable Revenue- Grants and Entitlements	9,000	9,000	0	2,500	445,332	36,109	55,000	0	0
Unavailable Revenue-Special Assessments	0	0	0	0	0	0	0	34,358	0
Unavailable Revenue- Delinquent Property Taxes	<u>11,943</u>	<u>11,943</u>	<u>0</u>	<u>4,843</u>	<u>0</u>	<u>0</u>	<u>72,279</u>	<u>0</u>	<u>0</u>
Total Deferred Inflows of Resources	<u>189,153</u>	<u>189,153</u>	<u>0</u>	<u>77,857</u>	<u>445,332</u>	<u>36,109</u>	<u>1,144,254</u>	<u>34,358</u>	<u>0</u>
<b>Fund Balances:</b>									
Nonspendable	0	0	0	0	78,846	0	0	0	0
Restricted	<u>225,107</u>	<u>54,223</u>	<u>60,890</u>	<u>378,824</u>	<u>565,681</u>	<u>97,592</u>	<u>1,186,819</u>	<u>157,186</u>	<u>36,061</u>
Total Fund Balances	<u>225,107</u>	<u>54,223</u>	<u>60,890</u>	<u>378,824</u>	<u>644,527</u>	<u>97,592</u>	<u>1,186,819</u>	<u>157,186</u>	<u>36,061</u>
<b>TOTAL LIABILITIES, DEFERRED INFLOWS</b>									
<b>OF RESOURCES AND FUND BALANCES</b>	<u>\$445,670</u>	<u>\$271,581</u>	<u>\$60,890</u>	<u>\$477,688</u>	<u>\$1,188,602</u>	<u>\$155,207</u>	<u>\$2,411,010</u>	<u>\$191,544</u>	<u>\$36,061</u>

<u>INDIGENT DRIVERS TREATMENT</u>	<u>COURT COMPUTER</u>	<u>GENERAL SPECIAL PROJECTS</u>	<u>SPECIAL PROJECTS DUI</u>	<u>MUNICIPAL PROBATION SERVICES</u>	<u>URBAN FOREST MANAGEMENT</u>	<u>VICTIMS ASSISTANCE</u>	<u>POLICE CONTINUING PROFESSIONAL TRAINING</u>	<u>STREET LIGHTING</u>	<u>LOCAL CORONAVIRUS RELIEF</u>	<u>TOTAL 2020</u>
\$347,686	\$303,264	\$141,666	\$2,830	\$166,288	\$71,574	\$7,998	\$20,322	\$341,190	\$351,640	\$4,498,602
0	0	0	0	0	0	0	0	0	0	78,846
0	0	0	0	0	0	0	0	0	0	118
952	8,731	10,244	1,269	4,831	0	8,352	0	0	0	890,249
0	0	0	0	0	0	0	0	0	0	1,524,917
0	0	0	0	0	0	0	0	725,056	0	759,414
<u>348,638</u>	<u>311,995</u>	<u>151,910</u>	<u>4,099</u>	<u>171,119</u>	<u>71,574</u>	<u>16,350</u>	<u>20,322</u>	<u>1,066,246</u>	<u>351,640</u>	<u>7,752,146</u>
<u>\$348,638</u>	<u>\$311,995</u>	<u>\$151,910</u>	<u>\$4,099</u>	<u>\$171,119</u>	<u>\$71,574</u>	<u>\$16,350</u>	<u>\$20,322</u>	<u>\$1,066,246</u>	<u>\$351,640</u>	<u>\$7,752,146</u>
\$465	\$71,116	\$74	\$2,388	\$0	\$5,265	\$156	\$0	\$47,802	\$114,471	\$409,150
0	0	0	0	0	0	2,174	0	0	0	115,569
<u>465</u>	<u>71,116</u>	<u>74</u>	<u>2,388</u>	<u>0</u>	<u>5,265</u>	<u>2,330</u>	<u>0</u>	<u>47,802</u>	<u>114,471</u>	<u>524,719</u>
0	0	0	0	0	0	0	0	0	0	1,423,909
0	0	0	0	0	0	0	0	0	0	556,941
0	0	0	0	0	0	0	0	725,056	0	759,414
0	0	0	0	0	0	0	0	0	0	101,008
0	0	0	0	0	0	0	0	725,056	0	2,841,272
0	0	0	0	0	0	0	0	0	0	78,846
<u>348,173</u>	<u>240,879</u>	<u>151,836</u>	<u>1,711</u>	<u>171,119</u>	<u>66,309</u>	<u>14,020</u>	<u>20,322</u>	<u>293,388</u>	<u>237,169</u>	<u>4,307,309</u>
<u>348,173</u>	<u>240,879</u>	<u>151,836</u>	<u>1,711</u>	<u>171,119</u>	<u>66,309</u>	<u>14,020</u>	<u>20,322</u>	<u>293,388</u>	<u>237,169</u>	<u>4,386,155</u>
<u>\$348,638</u>	<u>\$311,995</u>	<u>\$151,910</u>	<u>\$4,099</u>	<u>\$171,119</u>	<u>\$71,574</u>	<u>\$16,350</u>	<u>\$20,322</u>	<u>\$1,066,246</u>	<u>\$351,640</u>	<u>\$7,752,146</u>

**CITY OF WILLOUGHBY, OHIO**  
**COMBINING STATEMENT OF REVENUES, EXPENDITURES, AND**  
**CHANGES IN FUND BALANCES**  
**NONMAJOR SPECIAL REVENUE FUNDS**  
**FOR THE YEAR ENDED DECEMBER 31, 2020**

	<u>FIRE</u> <u>PENSION</u>	<u>POLICE</u> <u>PENSION</u>	<u>LAW</u> <u>ENFORCEMENT</u>	<u>RECREATION</u>	<u>STREET</u> <u>CONSTRUCTION</u> <u>MAINTENANCE</u> <u>AND REPAIR</u>	<u>STATE</u> <u>HIGHWAY</u>	<u>ROAD &amp;</u> <u>BRIDGE</u>	<u>CORPORATE</u> <u>MAINTENANCE</u>	<u>ENFORCEMENT</u> <u>&amp; EDUCATION</u>
<b>REVENUES:</b>									
Property and Other Local Taxes	\$174,876	\$174,876	\$0	\$73,334	\$57,022	\$0	\$1,066,490	\$0	\$0
Intergovernmental	18,816	18,816	0	130,287	1,306,969	105,971	820,374	0	0
Charges for Services	0	0	0	123,154	550	0	0	0	0
Special Assessments	0	0	0	0	0	0	0	48,247	0
Fines and Forfeitures	0	0	10,750	0	0	0	0	0	1,551
Miscellaneous	<u>0</u>	<u>0</u>	<u>0</u>	<u>0</u>	<u>900</u>	<u>0</u>	<u>0</u>	<u>0</u>	<u>0</u>
Total Revenues	<u>193,692</u>	<u>193,692</u>	<u>10,750</u>	<u>326,775</u>	<u>1,365,441</u>	<u>105,971</u>	<u>1,886,864</u>	<u>48,247</u>	<u>1,551</u>
<b>EXPENDITURES:</b>									
Current:									
General Government	1,908	1,908	0	0	0	0	11,600	287	0
Security of Persons and Property	694,519	808,975	1,914	0	0	0	0	0	0
Public Health	0	0	0	0	0	0	0	0	0
Community Environment	0	0	0	0	0	0	0	30,050	0
Leisure Time Activities	0	0	0	661,057	0	0	0	0	0
Transportation	0	0	0	0	1,656,130	92,941	0	0	0
Basic Utility Service	0	0	0	0	0	0	0	0	0
Capital Outlay	<u>0</u>	<u>0</u>	<u>0</u>	<u>0</u>	<u>13,585</u>	<u>0</u>	<u>1,874,345</u>	<u>0</u>	<u>0</u>
Total Expenditures	<u>696,427</u>	<u>810,883</u>	<u>1,914</u>	<u>661,057</u>	<u>1,669,715</u>	<u>92,941</u>	<u>1,885,945</u>	<u>30,337</u>	<u>0</u>
EXCESS OF REVENUES OVER (UNDER) EXPENDITURES	(502,735)	(617,191)	8,836	(334,282)	(304,274)	13,030	919	17,910	1,551
<b>OTHER FINANCING SOURCES (USES):</b>									
Transfers In	690,000	610,000	0	520,000	220,000	0	0	0	0
Transfers Out	<u>0</u>	<u>0</u>	<u>0</u>	<u>0</u>	<u>0</u>	<u>0</u>	<u>0</u>	<u>0</u>	<u>0</u>
TOTAL OTHER FINANCING SOURCES (USES)	<u>690,000</u>	<u>610,000</u>	<u>0</u>	<u>520,000</u>	<u>220,000</u>	<u>0</u>	<u>0</u>	<u>0</u>	<u>0</u>
NET CHANGE IN FUND BALANCES	187,265	(7,191)	8,836	185,718	(84,274)	13,030	919	17,910	1,551
FUND BALANCES BEGINNING OF YEAR-Restated	37,842	61,414	52,054	193,106	754,943	84,562	1,185,900	139,276	34,510
CHANGE IN INVENTORY	<u>0</u>	<u>0</u>	<u>0</u>	<u>0</u>	<u>(26,142)</u>	<u>0</u>	<u>0</u>	<u>0</u>	<u>0</u>
FUND BALANCES END OF YEAR	<u>\$225,107</u>	<u>\$54,223</u>	<u>\$60,890</u>	<u>\$378,824</u>	<u>\$644,527</u>	<u>\$97,592</u>	<u>\$1,186,819</u>	<u>\$157,186</u>	<u>\$36,061</u>

<u>INDIGENT DRIVERS TREATMENT</u>	<u>COURT COMPUTER</u>	<u>GENERAL SPECIAL PROJECTS</u>	<u>SPECIAL PROJECTS DUI</u>	<u>MUNICIPAL PROBATION SERVICES</u>	<u>URBAN FOREST MANAGEMENT</u>	<u>VICTIMS ASSISTANCE</u>	<u>POLICE CONTINUING PROFESSIONAL TRAINING</u>	<u>STREET LIGHTING</u>	<u>LOCAL CORONAVIRUS RELIEF</u>	<u>TOTAL 2020</u>
\$0	\$0	\$0	\$0	\$0	\$0	\$0	\$0	\$0	\$0	\$1,546,598
0	70,029	0	0	0	0	55,902	0	0	3,172,177	5,699,341
0	0	0	0	0	15,400	0	0	0	0	139,104
0	0	0	0	0	0	0	0	703,981	0	752,228
22,419	152,332	181,827	21,136	121,421	0	0	0	0	0	511,436
<u>0</u>	<u>0</u>	<u>0</u>	<u>0</u>	<u>0</u>	<u>0</u>	<u>0</u>	<u>0</u>	<u>0</u>	<u>0</u>	<u>900</u>
<u>22,419</u>	<u>222,361</u>	<u>181,827</u>	<u>21,136</u>	<u>121,421</u>	<u>15,400</u>	<u>55,902</u>	<u>0</u>	<u>703,981</u>	<u>3,172,177</u>	<u>8,649,607</u>
61,721	132,459	22,414	61,956	70,306	0	0	0	21,887	310,675	697,121
0	0	0	0	0	0	71,721	2,550	544,362	1,542,822	3,666,863
0	0	0	0	0	0	0	0	0	539	539
0	0	0	0	0	6,277	0	0	0	20,283	56,610
0	0	0	0	0	0	0	0	0	168,774	829,831
0	0	0	0	0	0	0	0	0	43,095	1,792,166
0	0	0	0	0	0	0	0	0	78,706	78,706
<u>0</u>	<u>262,770</u>	<u>0</u>	<u>0</u>	<u>0</u>	<u>0</u>	<u>0</u>	<u>0</u>	<u>0</u>	<u>726,534</u>	<u>2,877,234</u>
<u>61,721</u>	<u>395,229</u>	<u>22,414</u>	<u>61,956</u>	<u>70,306</u>	<u>6,277</u>	<u>71,721</u>	<u>2,550</u>	<u>566,249</u>	<u>2,891,428</u>	<u>9,999,070</u>
(39,302)	(172,868)	159,413	(40,820)	51,115	9,123	(15,819)	(2,550)	137,732	280,749	(1,349,463)
0	0	0	0	0	0	10,000	0	0	0	2,050,000
<u>0</u>	<u>0</u>	<u>(150,000)</u>	<u>0</u>	<u>0</u>	<u>0</u>	<u>0</u>	<u>0</u>	<u>0</u>	<u>(43,580)</u>	<u>(193,580)</u>
<u>0</u>	<u>0</u>	<u>(150,000)</u>	<u>0</u>	<u>0</u>	<u>0</u>	<u>10,000</u>	<u>0</u>	<u>0</u>	<u>(43,580)</u>	<u>1,856,420</u>
(39,302)	(172,868)	9,413	(40,820)	51,115	9,123	(5,819)	(2,550)	137,732	237,169	506,957
387,475	413,747	142,423	42,531	120,004	57,186	19,839	22,872	155,656	0	3,905,340
<u>0</u>	<u>0</u>	<u>0</u>	<u>0</u>	<u>0</u>	<u>0</u>	<u>0</u>	<u>0</u>	<u>0</u>	<u>0</u>	<u>(26,142)</u>
<u>\$348,173</u>	<u>\$240,879</u>	<u>\$151,836</u>	<u>\$1,711</u>	<u>\$171,119</u>	<u>\$66,309</u>	<u>\$14,020</u>	<u>\$20,322</u>	<u>\$293,388</u>	<u>\$237,169</u>	<u>\$4,386,155</u>

**CITY OF WILLOUGHBY, OHIO**  
**SCHEDULE OF REVENUES, EXPENDITURES, AND CHANGES**  
**IN FUND BALANCE - BUDGET(Non-GAAP Basis) AND ACTUAL**  
**FIRE PENSION FUND**  
**FOR THE YEAR ENDED DECEMBER 31, 2020**

	<u>BUDGETED AMOUNTS</u>		<u>ACTUAL</u>	<u>VARIANCE WITH FINAL BUDGET</u>
	<u>ORIGINAL</u>	<u>FINAL</u>		
<b>REVENUES:</b>				
Property and Other Local Taxes	\$170,100	\$170,100	\$174,876	\$4,776
Intergovernmental	<u>18,000</u>	<u>18,000</u>	<u>18,816</u>	<u>816</u>
Total Revenues	<u>188,100</u>	<u>188,100</u>	<u>193,692</u>	<u>5,592</u>
<b>EXPENDITURES:</b>				
Executive-Mayor				
Security of Persons and Property				
Personal Services	930,268	930,268	687,875	242,393
Services and Supplies	<u>3,000</u>	<u>3,000</u>	<u>1,908</u>	<u>1,092</u>
Total Expenditures	<u>933,268</u>	<u>933,268</u>	<u>689,783</u>	<u>243,485</u>
Excess of Revenues Over (Under) Expenditures	(745,168)	(745,168)	(496,091)	249,077
<b>OTHER FINANCING SOURCES (USES):</b>				
Transfers In	<u>690,000</u>	<u>690,000</u>	<u>690,000</u>	<u>0</u>
Total Other Financing Sources (Uses)	<u>690,000</u>	<u>690,000</u>	<u>690,000</u>	<u>0</u>
<b>NET CHANGE IN FUND BALANCE</b>	(55,168)	(55,168)	193,909	249,077
<b>FUND BALANCE BEGINNING OF YEAR</b>	<u>62,608</u>	<u>62,608</u>	<u>62,608</u>	<u>0</u>
<b>FUND BALANCE END OF YEAR</b>	<u>\$7,440</u>	<u>\$7,440</u>	<u>\$256,517</u>	<u>\$249,077</u>

**CITY OF WILLOUGHBY, OHIO**  
**SCHEDULE OF REVENUES, EXPENDITURES, AND CHANGES**  
**IN FUND BALANCE - BUDGET(Non-GAAP Basis) AND ACTUAL**  
**POLICE PENSION FUND**  
**FOR THE YEAR ENDED DECEMBER 31, 2020**

	<u>BUDGETED AMOUNTS</u>		<u>ACTUAL</u>	<u>VARIANCE WITH</u>
	<u>ORIGINAL</u>	<u>FINAL</u>		<u>FINAL BUDGET</u>
REVENUES:				
Property and Other Local Taxes	\$170,100	\$170,100	\$174,876	\$4,776
Intergovernmental	<u>18,000</u>	<u>18,000</u>	<u>18,816</u>	<u>816</u>
Total Revenues	<u>188,100</u>	<u>188,100</u>	<u>193,692</u>	<u>5,592</u>
EXPENDITURES:				
Executive-Mayor				
Security of Persons and Property				
Personal Services	869,542	869,542	802,265	67,277
Services and Supplies	<u>3,000</u>	<u>3,000</u>	<u>1,908</u>	<u>1,092</u>
Total Expenditures	<u>872,542</u>	<u>872,542</u>	<u>804,173</u>	<u>68,369</u>
Excess of Revenues Over (Under) Expenditures	(684,442)	(684,442)	(610,481)	73,961
OTHER FINANCING SOURCES (USES):				
Transfers In	<u>610,000</u>	<u>610,000</u>	<u>610,000</u>	<u>0</u>
Total Other Financing Sources (Uses)	<u>610,000</u>	<u>610,000</u>	<u>610,000</u>	<u>0</u>
NET CHANGE IN FUND BALANCE	(74,442)	(74,442)	(481)	73,961
FUND BALANCE BEGINNING OF YEAR	<u>82,908</u>	<u>82,908</u>	<u>82,908</u>	<u>0</u>
FUND BALANCE END OF YEAR	<u>\$8,466</u>	<u>\$8,466</u>	<u>\$82,427</u>	<u>\$73,961</u>

**CITY OF WILLOUGHBY, OHIO**  
**SCHEDULE OF REVENUES, EXPENDITURES, AND CHANGES**  
**IN FUND BALANCE - BUDGET(Non-GAAP Basis) AND ACTUAL**  
**LAW ENFORCEMENT FUND**  
**FOR THE YEAR ENDED DECEMBER 31, 2020**

	<u>BUDGETED AMOUNTS</u>			<u>VARIANCE WITH</u>
	<u>ORIGINAL</u>	<u>FINAL</u>	<u>ACTUAL</u>	<u>FINAL BUDGET</u>
REVENUES:				
Fines and Forfeitures	<u>\$0</u>	<u>\$0</u>	<u>\$10,750</u>	<u>\$10,750</u>
Total Revenues	<u>0</u>	<u>0</u>	<u>10,750</u>	<u>10,750</u>
EXPENDITURES:				
Executive-Mayor				
Security of Persons and Property				
Services and Supplies	<u>50,000</u>	<u>50,000</u>	<u>1,914</u>	<u>48,086</u>
Total Expenditures	<u>50,000</u>	<u>50,000</u>	<u>1,914</u>	<u>48,086</u>
NET CHANGE IN FUND BALANCE	(50,000)	(50,000)	8,836	58,836
FUND BALANCE BEGINNING OF YEAR	<u>52,054</u>	<u>52,054</u>	<u>52,054</u>	<u>0</u>
FUND BALANCE END OF YEAR	<u>\$2,054</u>	<u>\$2,054</u>	<u>\$60,890</u>	<u>\$58,836</u>



**CITY OF WILLOUGHBY, OHIO**  
**SCHEDULE OF REVENUES, EXPENDITURES, AND CHANGES**  
**IN FUND BALANCE - BUDGET(Non-GAAP Basis) AND ACTUAL**  
**RECREATION FUND**  
**FOR THE YEAR ENDED DECEMBER 31, 2020**

	<u>BUDGETED AMOUNTS</u>		<u>ACTUAL</u>	<u>VARIANCE WITH</u>
	<u>ORIGINAL</u>	<u>FINAL</u>		<u>FINAL BUDGET</u>
<b>REVENUES:</b>				
Property and Other Local Taxes	\$71,050	\$71,050	\$73,334	\$2,284
Intergovernmental	135,000	135,000	138,129	3,129
Charges for Services	<u>390,000</u>	<u>390,000</u>	<u>110,519</u>	<u>(279,481)</u>
Total Revenues	<u>596,050</u>	<u>596,050</u>	<u>321,982</u>	<u>(274,068)</u>
<b>EXPENDITURES:</b>				
Executive-Mayor				
Leisure Time Activities				
Personal Services	852,834	852,834	516,923	335,911
Services and Supplies	<u>361,250</u>	<u>361,250</u>	<u>146,283</u>	<u>214,967</u>
Total Expenditures	<u>1,214,084</u>	<u>1,214,084</u>	<u>663,206</u>	<u>550,878</u>
Excess of Revenues Over (Under) Expenditures	(618,034)	(618,034)	(341,224)	276,810
<b>OTHER FINANCING SOURCES (USES):</b>				
Transfers In	<u>520,000</u>	<u>520,000</u>	<u>520,000</u>	<u>0</u>
Total Other Financing Sources (Uses)	<u>520,000</u>	<u>520,000</u>	<u>520,000</u>	<u>0</u>
<b>NET CHANGE IN FUND BALANCE</b>	(98,034)	(98,034)	178,776	276,810
<b>FUND BALANCE BEGINNING OF YEAR</b>	108,383	108,383	108,383	0
Prior Year Encumbrances Appropriated	<u>3,199</u>	<u>3,199</u>	<u>3,199</u>	<u>0</u>
<b>FUND BALANCE END OF YEAR</b>	<u>\$13,548</u>	<u>\$13,548</u>	<u>\$290,358</u>	<u>\$276,810</u>

**CITY OF WILLOUGHBY, OHIO**  
**SCHEDULE OF REVENUES, EXPENDITURES, AND CHANGES**  
**IN FUND BALANCE - BUDGET(Non-GAAP Basis) AND ACTUAL**  
**STREET CONSTRUCTION MAINTENANCE AND REPAIR FUND**  
**FOR THE YEAR ENDED DECEMBER 31, 2020**

	<u>BUDGETED AMOUNTS</u>		<u>ACTUAL</u>	<u>VARIANCE WITH FINAL BUDGET</u>
	<u>ORIGINAL</u>	<u>FINAL</u>		
<b>REVENUES:</b>				
Property and Other Local Taxes	\$58,000	\$58,000	\$57,749	(\$251)
Intergovernmental	1,270,000	1,270,000	1,317,497	47,497
Charges for Services	<u>500</u>	<u>500</u>	<u>550</u>	<u>50</u>
Total Revenues	<u>1,328,500</u>	<u>1,328,500</u>	<u>1,375,796</u>	<u>47,296</u>
<b>EXPENDITURES:</b>				
Executive-Mayor				
Transportation				
Personal Services	1,182,945	1,182,945	1,037,347	145,598
Services and Supplies	<u>731,625</u>	<u>731,625</u>	<u>446,825</u>	<u>284,800</u>
Total Expenditures	<u>1,914,570</u>	<u>1,914,570</u>	<u>1,484,172</u>	<u>430,398</u>
Excess of Revenues Over (Under) Expenditures	(586,070)	(586,070)	(108,376)	477,694
<b>OTHER FINANCING SOURCES (USES):</b>				
Transfers In	220,000	220,000	220,000	0
Other	<u>1,000</u>	<u>1,000</u>	<u>12,481</u>	<u>11,481</u>
Total Other Financing Sources (Uses)	<u>221,000</u>	<u>221,000</u>	<u>232,481</u>	<u>11,481</u>
<b>NET CHANGE IN FUND BALANCE</b>	(365,070)	(365,070)	124,105	489,175
<b>FUND BALANCE BEGINNING OF YEAR</b>	379,078	379,078	379,078	0
Prior Year Encumbrances Appropriated	<u>38</u>	<u>38</u>	<u>38</u>	<u>0</u>
<b>FUND BALANCE END OF YEAR</b>	<u>\$14,046</u>	<u>\$14,046</u>	<u>\$503,221</u>	<u>\$489,175</u>

**CITY OF WILLOUGHBY, OHIO**  
**SCHEDULE OF REVENUES, EXPENDITURES, AND CHANGES**  
**IN FUND BALANCE - BUDGET(Non-GAAP Basis) AND ACTUAL**  
**STATE HIGHWAY FUND**  
**FOR THE YEAR ENDED DECEMBER 31, 2020**

	<u>BUDGETED AMOUNTS</u>		<u>VARIANCE WITH</u>	
	<u>ORIGINAL</u>	<u>FINAL</u>	<u>ACTUAL</u>	<u>FINAL BUDGET</u>
REVENUES:				
Intergovernmental	<u>\$99,000</u>	<u>\$99,000</u>	<u>\$106,824</u>	<u>\$7,824</u>
Total Revenues	<u>99,000</u>	<u>99,000</u>	<u>106,824</u>	<u>7,824</u>
EXPENDITURES:				
Executive-Mayor				
Transportation				
Services and Supplies	<u>170,000</u>	<u>170,000</u>	<u>113,214</u>	<u>56,786</u>
Total Expenditures	<u>170,000</u>	<u>170,000</u>	<u>113,214</u>	<u>56,786</u>
NET CHANGE IN FUND BALANCE	(71,000)	(71,000)	(6,390)	64,610
FUND BALANCE BEGINNING OF YEAR	<u>94,880</u>	<u>94,880</u>	<u>94,880</u>	<u>0</u>
FUND BALANCE END OF YEAR	<u>\$23,880</u>	<u>\$23,880</u>	<u>\$88,490</u>	<u>\$64,610</u>

**CITY OF WILLOUGHBY, OHIO**  
**SCHEDULE OF REVENUES, EXPENDITURES, AND CHANGES**  
**IN FUND BALANCE - BUDGET(Non-GAAP Basis) AND ACTUAL**  
**ROAD AND BRIDGE FUND**  
**FOR THE YEAR ENDED DECEMBER 31, 2020**

	<u>BUDGETED AMOUNTS</u>		<u>ACTUAL</u>	<u>VARIANCE WITH FINAL BUDGET</u>
	<u>ORIGINAL</u>	<u>FINAL</u>		
REVENUES:				
Property and Other Local Taxes	\$1,060,750	\$1,060,750	\$1,066,490	\$5,740
Intergovernmental	<u>871,408</u>	<u>871,408</u>	<u>705,147</u>	<u>(166,261)</u>
Total Revenues	<u>1,932,158</u>	<u>1,932,158</u>	<u>1,771,637</u>	<u>(160,521)</u>
EXPENDITURES:				
Executive-Mayor				
Transportation				
Services and Supplies	15,000	15,000	11,600	3,400
Capital Outlay	<u>1,750,000</u>	<u>1,900,000</u>	<u>1,843,383</u>	<u>56,617</u>
Total Expenditures	<u>1,765,000</u>	<u>1,915,000</u>	<u>1,854,983</u>	<u>60,017</u>
NET CHANGE IN FUND BALANCE	167,158	17,158	(83,346)	(100,504)
FUND BALANCE BEGINNING OF YEAR	1,021,875	1,021,875	1,021,875	0
Prior Year Encumbrances Appropriated	<u>38,390</u>	<u>38,390</u>	<u>38,390</u>	<u>0</u>
FUND BALANCE END OF YEAR	<u>\$1,227,423</u>	<u>\$1,077,423</u>	<u>\$976,919</u>	<u>(\$100,504)</u>

**CITY OF WILLOUGHBY, OHIO**  
**SCHEDULE OF REVENUES, EXPENDITURES, AND CHANGES**  
**IN FUND BALANCE - BUDGET(Non-GAAP Basis) AND ACTUAL**  
**CORPORATE MAINTENANCE FUND**  
**FOR THE YEAR ENDED DECEMBER 31, 2020**

	<u>BUDGETED AMOUNTS</u>		<u>ACTUAL</u>	<u>VARIANCE WITH FINAL BUDGET</u>
	<u>ORIGINAL</u>	<u>FINAL</u>		
REVENUES:				
Special Assessments	<u>\$67,500</u>	<u>\$67,500</u>	<u>\$50,866</u>	<u>(\$16,634)</u>
Total Revenues	<u>67,500</u>	<u>67,500</u>	<u>50,866</u>	<u>(16,634)</u>
EXPENDITURES:				
Executive-Mayor				
Community Environment				
Services and Supplies	<u>103,200</u>	<u>103,200</u>	<u>47,918</u>	<u>55,282</u>
Total Expenditures	<u>103,200</u>	<u>103,200</u>	<u>47,918</u>	<u>55,282</u>
NET CHANGE IN FUND BALANCE	(35,700)	(35,700)	2,948	38,648
FUND BALANCE BEGINNING OF YEAR	106,168	106,168	106,168	0
Prior Year Encumbrances Appropriated	<u>3,323</u>	<u>3,323</u>	<u>3,323</u>	<u>0</u>
FUND BALANCE END OF YEAR	<u>\$73,791</u>	<u>\$73,791</u>	<u>\$112,439</u>	<u>\$38,648</u>

**CITY OF WILLOUGHBY, OHIO**  
**SCHEDULE OF REVENUES, EXPENDITURES, AND CHANGES**  
**IN FUND BALANCE - BUDGET(Non-GAAP Basis) AND ACTUAL**  
**ENFORCEMENT AND EDUCATION FUND**  
**FOR THE YEAR ENDED DECEMBER 31, 2020**

	<u>BUDGETED AMOUNTS</u>		<u>ACTUAL</u>	<u>VARIANCE WITH</u>
	<u>ORIGINAL</u>	<u>FINAL</u>		<u>FINAL BUDGET</u>
REVENUES:				
Fines and Forfeitures	<u>\$1,500</u>	<u>\$1,500</u>	<u>\$1,543</u>	<u>\$43</u>
Total Revenues	<u>1,500</u>	<u>1,500</u>	<u>1,543</u>	<u>43</u>
EXPENDITURES:				
Executive-Mayor				
Security of Persons and Property				
Capital Outlay	<u>34,000</u>	<u>34,000</u>	<u>0</u>	<u>34,000</u>
Total Expenditures	<u>34,000</u>	<u>34,000</u>	<u>0</u>	<u>34,000</u>
NET CHANGE IN FUND BALANCE	(32,500)	(32,500)	1,543	34,043
FUND BALANCE BEGINNING OF YEAR	<u>34,485</u>	<u>34,485</u>	<u>34,485</u>	<u>0</u>
FUND BALANCE END OF YEAR	<u>\$1,985</u>	<u>\$1,985</u>	<u>\$36,028</u>	<u>\$34,043</u>

**CITY OF WILLOUGHBY, OHIO**  
**SCHEDULE OF REVENUES, EXPENDITURES, AND CHANGES**  
**IN FUND BALANCE - BUDGET(Non-GAAP Basis) AND ACTUAL**  
**INDIGENT DRIVERS TREATMENT FUND**  
**FOR THE YEAR ENDED DECEMBER 31, 2020**

	<u>BUDGETED AMOUNTS</u>		<u>VARIANCE WITH</u>	
	<u>ORIGINAL</u>	<u>FINAL</u>	<u>ACTUAL</u>	<u>FINAL BUDGET</u>
REVENUES:				
Fines and Forfeitures	<u>\$30,000</u>	<u>\$30,000</u>	<u>\$23,061</u>	<u>(\$6,939)</u>
Total Revenues	<u>30,000</u>	<u>30,000</u>	<u>23,061</u>	<u>(6,939)</u>
EXPENDITURES:				
Judicial -Municipal Court				
General Government				
Services and Supplies	<u>300,000</u>	<u>300,000</u>	<u>79,477</u>	<u>220,523</u>
Total Expenditures	<u>300,000</u>	<u>300,000</u>	<u>79,477</u>	<u>220,523</u>
NET CHANGE IN FUND BALANCE	(270,000)	(270,000)	(56,416)	213,584
FUND BALANCE BEGINNING OF YEAR	<u>353,669</u>	<u>353,669</u>	<u>353,669</u>	<u>0</u>
FUND BALANCE END OF YEAR	<u>\$83,669</u>	<u>\$83,669</u>	<u>\$297,253</u>	<u>\$213,584</u>

**CITY OF WILLOUGHBY, OHIO**  
**SCHEDULE OF REVENUES, EXPENDITURES, AND CHANGES**  
**IN FUND BALANCE - BUDGET(Non-GAAP Basis) AND ACTUAL**  
**COURT COMPUTER FUND**  
**FOR THE YEAR ENDED DECEMBER 31, 2020**

	<u>BUDGETED AMOUNTS</u>		<u>ACTUAL</u>	<u>VARIANCE WITH FINAL BUDGET</u>
	<u>ORIGINAL</u>	<u>FINAL</u>		
REVENUES:				
Fines and Forfeitures	\$180,000	\$180,000	\$159,072	(\$20,928)
Intergovernmental	<u>0</u>	<u>40,000</u>	<u>70,029</u>	<u>30,029</u>
Total Revenues	<u>180,000</u>	<u>220,000</u>	<u>229,101</u>	<u>9,101</u>
EXPENDITURES:				
Judicial -Municipal Court				
General Government				
Services and Supplies	<u>400,000</u>	<u>500,000</u>	<u>475,289</u>	<u>24,711</u>
Total Expenditures	<u>400,000</u>	<u>500,000</u>	<u>475,289</u>	<u>24,711</u>
NET CHANGE IN FUND BALANCE	(220,000)	(280,000)	(246,188)	33,812
FUND BALANCE BEGINNING OF YEAR	356,719	356,719	356,719	0
Prior Year Encumbrances Appropriated	<u>18,373</u>	<u>18,373</u>	<u>18,373</u>	<u>0</u>
FUND BALANCE END OF YEAR	<u>\$155,092</u>	<u>\$95,092</u>	<u>\$128,904</u>	<u>\$33,812</u>



**CITY OF WILLOUGHBY, OHIO**  
**SCHEDULE OF REVENUES, EXPENDITURES, AND CHANGES**  
**IN FUND BALANCE - BUDGET(Non-GAAP Basis) AND ACTUAL**  
**GENERAL SPECIAL PROJECTS FUND**  
**FOR THE YEAR ENDED DECEMBER 31, 2020**

	<u>BUDGETED AMOUNTS</u>		<u>ACTUAL</u>	<u>VARIANCE WITH FINAL BUDGET</u>
	<u>ORIGINAL</u>	<u>FINAL</u>		
<b>REVENUES:</b>				
Fines and Forfeitures	<u>\$180,000</u>	<u>\$180,000</u>	<u>\$189,056</u>	<u>\$9,056</u>
Total Revenues	<u>180,000</u>	<u>180,000</u>	<u>189,056</u>	<u>9,056</u>
<b>EXPENDITURES:</b>				
Judicial -Municipal Court				
General Government				
Personal Services	0	12,000	11,155	845
Services and Supplies	<u>15,000</u>	<u>15,000</u>	<u>13,703</u>	<u>1,297</u>
Total Expenditures	<u>15,000</u>	<u>27,000</u>	<u>24,858</u>	<u>2,142</u>
Excess of Revenues Over (Under) Expenditures	165,000	153,000	164,198	11,198
<b>OTHER FINANCING SOURCES (USES):</b>				
Transfers Out	<u>(150,000)</u>	<u>(150,000)</u>	<u>(150,000)</u>	<u>0</u>
Total Other Financing Sources (Uses)	<u>(150,000)</u>	<u>(150,000)</u>	<u>(150,000)</u>	<u>0</u>
<b>NET CHANGE IN FUND BALANCE</b>	15,000	3,000	14,198	11,198
<b>FUND BALANCE BEGINNING OF YEAR</b>	123,645	123,645	123,645	0
Prior Year Encumbrances Appropriated	<u>1,477</u>	<u>1,477</u>	<u>1,477</u>	<u>0</u>
<b>FUND BALANCE END OF YEAR</b>	<u>\$140,122</u>	<u>\$128,122</u>	<u>\$139,320</u>	<u>\$11,198</u>

**CITY OF WILLOUGHBY, OHIO**  
**SCHEDULE OF REVENUES, EXPENDITURES, AND CHANGES**  
**IN FUND BALANCE - BUDGET(Non-GAAP Basis) AND ACTUAL**  
**SPECIAL PROJECTS DUI FUND**  
**FOR THE YEAR ENDED DECEMBER 31, 2020**

	<u>BUDGETED AMOUNTS</u>		<u>ACTUAL</u>	<u>VARIANCE WITH FINAL BUDGET</u>
	<u>ORIGINAL</u>	<u>FINAL</u>		
REVENUES:				
Fines and Forfeitures	<u>\$22,000</u>	<u>\$22,000</u>	<u>\$21,838</u>	<u>(\$162)</u>
Total Revenues	<u>22,000</u>	<u>22,000</u>	<u>21,838</u>	<u>(162)</u>
EXPENDITURES:				
Judicial -Municipal Court				
General Government				
Services and Supplies	<u>50,000</u>	<u>50,000</u>	<u>50,000</u>	<u>0</u>
Total Expenditures	<u>50,000</u>	<u>50,000</u>	<u>50,000</u>	<u>0</u>
NET CHANGE IN FUND BALANCE	(28,000)	(28,000)	(28,162)	(162)
FUND BALANCE BEGINNING OF YEAR	<u>30,992</u>	<u>30,992</u>	<u>30,992</u>	<u>0</u>
FUND BALANCE END OF YEAR	<u>\$2,992</u>	<u>\$2,992</u>	<u>\$2,830</u>	<u>(\$162)</u>

**CITY OF WILLOUGHBY, OHIO**  
**SCHEDULE OF REVENUES, EXPENDITURES, AND CHANGES**  
**IN FUND BALANCE - BUDGET(Non-GAAP Basis) AND ACTUAL**  
**MUNICIPAL PROBATION SERVICES FUND**  
**FOR THE YEAR ENDED DECEMBER 31, 2020**

	<u>BUDGETED AMOUNTS</u>		<u>ACTUAL</u>	<u>VARIANCE WITH FINAL BUDGET</u>
	<u>ORIGINAL</u>	<u>FINAL</u>		
REVENUES:				
Fines and Forfeitures	<u>\$120,000</u>	<u>\$120,000</u>	<u>\$126,655</u>	<u>\$6,655</u>
Total Revenues	<u>120,000</u>	<u>120,000</u>	<u>126,655</u>	<u>6,655</u>
EXPENDITURES:				
Judicial -Municipal Court				
General Government				
Personal Services	<u>65,000</u>	<u>65,000</u>	<u>65,000</u>	<u>0</u>
Services and Supplies	<u>120,000</u>	<u>120,000</u>	<u>5,838</u>	<u>114,162</u>
Total Expenditures	<u>185,000</u>	<u>185,000</u>	<u>70,838</u>	<u>114,162</u>
NET CHANGE IN FUND BALANCE	<u>(65,000)</u>	<u>(65,000)</u>	<u>55,817</u>	<u>120,817</u>
FUND BALANCE BEGINNING OF YEAR	<u>105,988</u>	<u>105,988</u>	<u>105,988</u>	<u>0</u>
FUND BALANCE END OF YEAR	<u>\$40,988</u>	<u>\$40,988</u>	<u>\$161,805</u>	<u>\$120,817</u>

**CITY OF WILLOUGHBY, OHIO**  
**SCHEDULE OF REVENUES, EXPENDITURES, AND CHANGES**  
**IN FUND BALANCE - BUDGET(Non-GAAP Basis) AND ACTUAL**  
**URBAN FOREST MANAGEMENT FUND**  
**FOR THE YEAR ENDED DECEMBER 31, 2020**

	<u>BUDGETED AMOUNTS</u>		<u>ACTUAL</u>	<u>VARIANCE WITH FINAL BUDGET</u>
	<u>ORIGINAL</u>	<u>FINAL</u>		
REVENUES:				
Charges for Services	<u>\$10,000</u>	<u>\$10,000</u>	<u>\$15,400</u>	<u>\$5,400</u>
Total Revenues	<u>10,000</u>	<u>10,000</u>	<u>15,400</u>	<u>5,400</u>
EXPENDITURES:				
Executive-Mayor				
Community Environment				
Services and Supplies	<u>25,000</u>	<u>25,000</u>	<u>14,877</u>	<u>10,123</u>
Total Expenditures	<u>25,000</u>	<u>25,000</u>	<u>14,877</u>	<u>10,123</u>
NET CHANGE IN FUND BALANCE	(15,000)	(15,000)	523	15,523
FUND BALANCE BEGINNING OF YEAR	<u>50,105</u>	<u>50,105</u>	<u>50,105</u>	<u>0</u>
FUND BALANCE END OF YEAR	<u>\$35,105</u>	<u>\$35,105</u>	<u>\$50,628</u>	<u>\$15,523</u>

**CITY OF WILLOUGHBY, OHIO**  
**SCHEDULE OF REVENUES, EXPENDITURES, AND CHANGES**  
**IN FUND BALANCE - BUDGET(Non-GAAP Basis) AND ACTUAL**  
**VICTIMS ASSISTANCE FUND**  
**FOR THE YEAR ENDED DECEMBER 31, 2020**

	<u>BUDGETED AMOUNTS</u>			<u>VARIANCE WITH</u>
	<u>ORIGINAL</u>	<u>FINAL</u>	<u>ACTUAL</u>	<u>FINAL BUDGET</u>
<b>REVENUES:</b>				
Intergovernmental	<u>\$52,000</u>	<u>\$52,000</u>	<u>\$51,714</u>	<u>(\$286)</u>
Total Revenues	<u>52,000</u>	<u>52,000</u>	<u>51,714</u>	<u>(286)</u>
<b>EXPENDITURES:</b>				
Executive-Mayor				
Security of Persons and Property				
Personal Services	72,000	72,000	69,259	2,741
Services and Supplies	<u>2,000</u>	<u>2,000</u>	<u>1,932</u>	<u>68</u>
Total Expenditures	<u>74,000</u>	<u>74,000</u>	<u>71,191</u>	<u>2,809</u>
Excess of Revenues Over (Under) Expenditures	(22,000)	(22,000)	(19,477)	2,523
<b>OTHER FINANCING SOURCES (USES):</b>				
Transfers In	<u>10,000</u>	<u>10,000</u>	<u>10,000</u>	<u>0</u>
Total Other Financing Sources (Uses)	<u>10,000</u>	<u>10,000</u>	<u>10,000</u>	<u>0</u>
<b>NET CHANGE IN FUND BALANCE</b>	(12,000)	(12,000)	(9,477)	2,523
<b>FUND BALANCE BEGINNING OF YEAR</b>	<u>17,320</u>	<u>17,320</u>	<u>17,320</u>	<u>0</u>
<b>FUND BALANCE END OF YEAR</b>	<u>\$5,320</u>	<u>\$5,320</u>	<u>\$7,843</u>	<u>\$2,523</u>

**CITY OF WILLOUGHBY, OHIO**  
**SCHEDULE OF REVENUES, EXPENDITURES, AND CHANGES**  
**IN FUND BALANCE - BUDGET(Non-GAAP Basis) AND ACTUAL**  
**POLICE CONTINUING PROFESSIONAL TRAINING FUND**  
**FOR THE YEAR ENDED DECEMBER 31, 2020**

	<u>BUDGETED AMOUNTS</u>		<u>VARIANCE WITH</u>	
	<u>ORIGINAL</u>	<u>FINAL</u>	<u>ACTUAL</u>	<u>FINAL BUDGET</u>
REVENUES:				
Intergovernmental	<u>\$0</u>	<u>\$0</u>	<u>\$0</u>	<u>\$0</u>
Total Revenues	<u>0</u>	<u>0</u>	<u>0</u>	<u>0</u>
EXPENDITURES:				
Executive-Mayor				
Security of Persons and Property				
Services and Supplies	<u>15,000</u>	<u>15,000</u>	<u>2,250</u>	<u>12,750</u>
Total Expenditures	<u>15,000</u>	<u>15,000</u>	<u>2,250</u>	<u>12,750</u>
NET CHANGE IN FUND BALANCE	(15,000)	(15,000)	(2,250)	12,750
FUND BALANCE BEGINNING OF YEAR	<u>19,527</u>	<u>19,527</u>	<u>19,527</u>	<u>0</u>
FUND BALANCE END OF YEAR	<u>\$4,527</u>	<u>\$4,527</u>	<u>\$17,277</u>	<u>\$12,750</u>

**CITY OF WILLOUGHBY, OHIO**  
**SCHEDULE OF REVENUES, EXPENDITURES, AND CHANGES**  
**IN FUND BALANCE - BUDGET(Non-GAAP Basis) AND ACTUAL**  
**STREET LIGHTING FUND**  
**FOR THE YEAR ENDED DECEMBER 31, 2020**

	<u>BUDGETED AMOUNTS</u>		<u>ACTUAL</u>	<u>VARIANCE WITH</u>
	<u>ORIGINAL</u>	<u>FINAL</u>		<u>FINAL BUDGET</u>
REVENUES:				
Special Assessments	<u>\$664,676</u>	<u>\$664,676</u>	<u>\$703,981</u>	<u>\$39,305</u>
Total Revenues	<u>664,676</u>	<u>664,676</u>	<u>703,981</u>	<u>39,305</u>
EXPENDITURES:				
Executive-Mayor				
Security of Persons and Property				
Services and Supplies	<u>622,000</u>	<u>622,000</u>	<u>570,563</u>	<u>51,437</u>
Total Expenditures	<u>622,000</u>	<u>622,000</u>	<u>570,563</u>	<u>51,437</u>
NET CHANGE IN FUND BALANCE	42,676	42,676	133,418	90,742
FUND BALANCE BEGINNING OF YEAR	<u>198,950</u>	<u>198,950</u>	<u>198,950</u>	<u>0</u>
FUND BALANCE END OF YEAR	<u>\$241,626</u>	<u>\$241,626</u>	<u>\$332,368</u>	<u>\$90,742</u>

**CITY OF WILLOUGHBY, OHIO**  
**SCHEDULE OF REVENUES, EXPENDITURES, AND CHANGES**  
**IN FUND BALANCE - BUDGET(Non-GAAP Basis) AND ACTUAL**  
**LOCAL CORONAVIRUS RELIEF FUND**  
**FOR THE YEAR ENDED DECEMBER 31, 2020**

	<u>BUDGETED AMOUNTS</u>		<u>ACTUAL</u>	<u>VARIANCE WITH FINAL BUDGET</u>
	<u>ORIGINAL</u>	<u>FINAL</u>		
REVENUES:				
Intergovernmental	\$0	\$3,272,177	\$3,172,177	(\$100,000)
Total Revenues	<u>0</u>	<u>3,272,177</u>	<u>3,172,177</u>	<u>(100,000)</u>
EXPENDITURES:				
Executive-Mayor				
Personal Services	0	2,156,516	2,006,952	149,564
Services and Supplies	0	244,977	215,523	29,454
Other	<u>0</u>	<u>770,684</u>	<u>770,684</u>	<u>0</u>
Total Expenditures	<u>0</u>	<u>3,172,177</u>	<u>2,993,159</u>	<u>179,018</u>
NET CHANGE IN FUND BALANCE	0	100,000	179,018	79,018
FUND BALANCE BEGINNING OF YEAR	<u>0</u>	<u>0</u>	<u>0</u>	<u>0</u>
FUND BALANCE END OF YEAR	<u>\$0</u>	<u>\$100,000</u>	<u>\$179,018</u>	<u>\$79,018</u>



**CITY OF WILLOUGHBY, OHIO**  
**SCHEDULE OF REVENUES, EXPENDITURES AND CHANGES**  
**IN FUND BALANCE - BUDGET(Non-GAAP Basis) AND ACTUAL**  
**CEMETERY CARE FUND**  
**FOR THE YEAR ENDED DECEMBER 31, 2020**

	<u>BUDGETED AMOUNTS</u>		<u>ACTUAL</u>	<u>VARIANCE WITH FINAL BUDGET</u>
	<u>ORIGINAL</u>	<u>FINAL</u>		
REVENUES:				
Miscellaneous	<u>\$0</u>	<u>\$0</u>	<u>\$15,500</u>	<u>\$15,500</u>
Total Revenues	<u>0</u>	<u>0</u>	<u>15,500</u>	<u>15,500</u>
FUND BALANCE BEGINNING OF YEAR	<u>352,132</u>	<u>352,132</u>	<u>352,132</u>	<u>0</u>
FUND BALANCE END OF YEAR	<u>\$352,132</u>	<u>\$352,132</u>	<u>\$367,632</u>	<u>\$15,500</u>

**CITY OF WILLOUGHBY, OHIO**  
**SCHEDULE OF REVENUES, EXPENSES, AND CHANGES**  
**IN FUND EQUITY - BUDGET(Non-GAAP Basis) AND ACTUAL**  
**WORKERS' COMPENSATION RETRO RATING FUND**  
**FOR THE YEAR ENDED DECEMBER 31, 2020**

	<u>BUDGETED AMOUNTS</u>			<u>VARIANCE WITH</u>
	<u>ORIGINAL</u>	<u>FINAL</u>	<u>ACTUAL</u>	<u>FINAL BUDGET</u>
REVENUES:				
Charges for Services	<u>\$0</u>	<u>\$0</u>	<u>\$0</u>	<u>\$0</u>
Total Revenues	<u>0</u>	<u>0</u>	<u>0</u>	<u>0</u>
EXPENSES:				
Claims	<u>0</u>	<u>0</u>	<u>0</u>	<u>0</u>
Total Expenses	<u>0</u>	<u>0</u>	<u>0</u>	<u>0</u>
Excess of Revenues Over (Under) Expenses	0	0	0	0
OTHER FINANCING SOURCES (USES) :				
Transfer Out	<u>(370,940)</u>	<u>(370,940)</u>	<u>0</u>	<u>(370,940)</u>
Total Other Financing Sources (Uses)	<u>(370,940)</u>	<u>(370,940)</u>	<u>0</u>	<u>370,940</u>
NET CHANGE IN FUND EQUITY	(370,940)	(370,940)	0	370,940
FUND EQUITY BEGINNING OF YEAR	<u>370,940</u>	<u>370,940</u>	<u>370,940</u>	<u>0</u>
FUND EQUITY END OF YEAR	<u>\$0</u>	<u>\$0</u>	<u>\$370,940</u>	<u>\$370,940</u>

## *Combining Statements – Fiduciary Funds*

---

### **FIDUCIARY FUNDS**

Fiduciary fund reporting focuses on net position and changes in net position. The fiduciary fund category is split into four classifications: pension trust funds, investment trust funds, private purpose trust funds and custodial funds. The City has only custodial funds.

### **CUSTODIAL FUNDS**

*Municipal Court* - to account for those monies on deposit with the Willoughby Municipal Court that are received and disbursed pursuant to the laws of the State of Ohio.

*Deposits* - was established to hold monies received for insurance, state fees, county water payments and hazmat equipment, and other funds which are to be remitted to others as required.

**CITY OF WILLOUGHBY, OHIO**  
**COMBINING STATEMENT OF FIDUCIARY NET POSITION**  
**CUSTODIAL FUNDS**  
**AS OF DECEMBER 31, 2020**

	<u>MUNICIPAL COURT</u>	<u>DEPOSITS</u>	<u>TOTALS</u>
<b>ASSETS</b>			
Equity in City Treasury Cash and Investments	\$ 0	\$454,187	\$454,187
Cash and Cash Equivalents in Segregated Accounts	<u>269,153</u>	<u>0</u>	<u>269,153</u>
<b>TOTAL ASSETS</b>	<u>269,153</u>	<u>454,187</u>	<u>723,340</u>
<b>LIABILITIES</b>			
Due to External Parties	<u>269,153</u>	<u>0</u>	<u>269,153</u>
<b>TOTAL LIABILITIES</b>	<u>269,153</u>	<u>0</u>	<u>269,153</u>
<b>NET POSITION</b>			
Restricted for:			
Individuals, Organizations and Other Governments	<u>0</u>	<u>454,187</u>	<u>454,187</u>
<b>TOTAL NET POSITION</b>	<u>\$ 0</u>	<u>\$454,187</u>	<u>\$454,187</u>

**CITY OF WILLOUGHBY, OHIO**  
**COMBINING STATEMENT OF CHANGES IN FIDUCIARY NET POSITION**  
**CUSTODIAL FUNDS**  
**FOR THE YEAR ENDED DECEMBER 31, 2020**

	<u>MUNICIPAL</u> <u>COURT</u>	<u>DEPOSITS</u>	<u>TOTAL</u>
<b>ADDITIONS</b>			
Municipal Court Receipts	\$4,232,825	\$ 0	\$4,232,825
Payments Collected for Other Governments	0	28,346	28,346
Moneys Held for Others	<u>0</u>	<u>91,778</u>	<u>91,778</u>
<b>TOTAL ADDITIONS</b>	<u>4,232,825</u>	<u>120,124</u>	<u>4,352,949</u>
<b>DEDUCTIONS</b>			
Municipal Court Disbursements	4,232,825	0	4,232,825
Payments for Other Governments	0	14,891	14,891
Medical and Dental for Cobra	0	90,194	90,194
Distributions to Individuals and Organizations	<u>0</u>	<u>8,627</u>	<u>8,627</u>
<b>TOTAL DEDUCTIONS</b>	<u>4,232,825</u>	<u>113,712</u>	<u>4,346,537</u>
NET INCREASE IN FIDUCIARY NET POSITION	0	6,412	6,412
NET POSITION - BEGINNING OF YEAR RESTATED	<u>0</u>	<u>447,775</u>	<u>447,775</u>
<b>NET POSITION - END OF YEAR</b>	<u>\$ 0</u>	<u>\$ 454,187</u>	<u>\$ 454,187</u>



WILLOUGHBY

# Statistical Information



# Statistical Section

---

This part of the City of Willoughby's Comprehensive Annual Financial Report presents detailed information as a context for understanding what the information in the financial statements, note disclosures, and required supplementary information says about the City's overall financial health.

<u>Contents</u>	<u>Page #</u>
<b><i>Financial Trends</i></b>	
These schedules contain trend information to help the reader understand how the City's financial performance and well-being have changed over time.	S2-S7
<b><i>Revenue Capacity</i></b>	
These schedules contain information to help the reader assess the City's most significant local revenue sources, the municipal income tax and the property tax.	S8-S12
<b><i>Debt Capacity</i></b>	
These schedules present information to help the reader assess the affordability of the City's current levels of outstanding debt and the City's ability to issue additional debt in the future.	S13-S17
<b><i>Demographic and Economic Information</i></b>	
These schedules offer demographic and economic indicators to help the reader understand the environment within which the City's financial activities take place.	S18-S19
<b><i>Operating Information</i></b>	
These schedules contain service and infrastructure data to help the reader understand how the information in the City's financial report relates to the services the government provides and the activities it performs.	S20-S22

**Sources:** Unless otherwise noted, the information in these schedules is derived from the comprehensive annual financial reports for the relevant year.



**CITY OF WILLOUGHBY, OHIO**  
**NET POSITION BY COMPONENT**  
**LAST TEN YEARS**  
*(Accrual Basis of Accounting)*

	2011	2012	2013	2014	2015	2016	2017	2018	2019*	2020
<b>GOVERNMENTAL ACTIVITIES</b>										
Net Investment in Capital Assets	\$ 47,342,597	\$ 44,429,348	\$ 43,410,155	\$ 43,002,813	\$ 41,766,961	\$ 42,414,005	\$ 39,878,972	\$ 42,218,153	\$ 41,631,891	\$ 41,802,936
Restricted For:										
Capital Projects	3,694,234	3,795,721	4,517,468	4,551,447	4,641,758	3,975,206	8,444,025	5,373,603	2,243,989	1,855,544
Debt Service	4,383,732	5,020,933	4,742,562	1,627,384	1,469,369	1,429,996	1,234,186	1,127,774	1,142,831	1,135,695
Street Construction Maintenance and Repair	1,885,412	1,811,957	1,528,946	1,281,108	1,340,773	1,239,018	1,142,318	1,763,066	2,284,659	2,277,666
Security of Persons	1,221,784	1,093,389	1,002,049	905,693	866,983	860,345	905,501	678,980	1,057,677	1,628,141
Municipal Court	671,589	730,153	832,528	867,856	858,165	810,947	787,252	1,005,169	1,106,180	913,718
Other Purposes	84,501	161,107	211,471	286,996	224,974	201,139	150,780	169,557	199,634	469,856
Permanent Fund Purpose	249,392	262,752	272,412	285,172	296,612	308,592	323,872	338,262	352,372	367,632
Unrestricted (Deficit)	<u>7,662,510</u>	<u>8,602,908</u>	<u>9,307,605</u>	<u>(13,082,117)</u>	<u>(14,365,660)</u>	<u>(15,406,677)</u>	<u>(39,137,558)</u>	<u>(44,017,035)</u>	<u>(31,475,906)</u>	<u>(31,127,774)</u>
Total Governmental Activities Net Position	<u>67,195,751</u>	<u>65,908,268</u>	<u>65,825,196</u>	<u>39,726,352</u>	<u>37,099,935</u>	<u>35,832,571</u>	<u>13,729,348</u>	<u>8,657,529</u>	<u>18,543,327</u>	<u>19,323,414</u>
<b>BUSINESS-TYPE ACTIVITIES:</b>										
Net Investment in Capital Assets	32,503,232	33,796,268	33,308,740	25,339,422	25,317,880	26,403,085	26,048,001	25,519,061	25,451,992	25,121,734
Restricted For:										
Equipment Replacement	292,434	336,365	344,404	288,260	602,344	364,687	585,667	790,308	656,174	880,177
Unrestricted (Deficit)	<u>(3,678,640)</u>	<u>(3,287,335)</u>	<u>(3,302,658)</u>	<u>(670,235)</u>	<u>(481,444)</u>	<u>(804,820)</u>	<u>(2,033,919)</u>	<u>(1,251,030)</u>	<u>(1,822,428)</u>	<u>(1,836,767)</u>
Total Business-type Activities Net Position	<u>29,117,026</u>	<u>30,845,298</u>	<u>30,350,486</u>	<u>24,957,447</u>	<u>25,438,780</u>	<u>25,962,952</u>	<u>24,599,749</u>	<u>25,058,339</u>	<u>24,285,738</u>	<u>24,165,144</u>
<b>PRIMARY GOVERNMENT</b>										
Net Investment in Capital Assets	79,845,829	78,225,616	76,718,895	68,342,235	67,084,841	68,817,090	65,926,973	67,737,214	67,083,883	66,924,670
Restricted For:										
Capital Projects	3,694,234	3,795,721	4,517,468	4,551,447	4,641,758	3,975,206	8,444,025	5,373,603	2,243,989	1,855,544
Debt Service	4,383,732	5,020,933	4,742,562	1,627,384	1,469,369	1,429,996	1,234,186	1,127,774	1,142,831	1,135,695
Equipment Replacement	292,434	336,365	344,404	288,260	602,344	364,687	585,667	790,308	656,174	880,177
Street Construction Maintenance and Repair	1,885,412	1,811,957	1,528,946	1,281,108	1,340,773	1,239,018	1,142,318	1,763,066	2,284,659	2,277,666
Security of Persons	1,221,784	1,093,389	1,002,049	905,693	866,983	860,345	905,501	678,980	1,057,677	1,628,141
Municipal Court	671,589	730,153	832,528	867,856	858,165	810,947	787,252	1,005,169	1,106,180	913,718
Other Purposes	84,501	161,107	211,471	286,996	224,974	201,139	150,780	169,557	199,634	469,856
Permanent Fund Purpose	249,392	262,752	272,412	285,172	296,612	308,592	323,872	338,262	352,372	367,632
Unrestricted (Deficit)	<u>3,983,870</u>	<u>5,315,573</u>	<u>6,004,947</u>	<u>(13,752,352)</u>	<u>(14,847,104)</u>	<u>(16,211,497)</u>	<u>(41,171,477)</u>	<u>(45,268,065)</u>	<u>(33,298,334)</u>	<u>(32,964,541)</u>
Total Primary Government Net Position	<u>\$ 96,312,777</u>	<u>\$ 96,753,566</u>	<u>\$ 96,175,682</u>	<u>\$ 64,683,799</u>	<u>\$ 62,538,715</u>	<u>\$ 61,795,523</u>	<u>\$ 38,329,097</u>	<u>\$ 33,715,868</u>	<u>\$ 42,829,065</u>	<u>\$ 43,488,558</u>

\*Restated for GASB 84

**CITY OF WILLOUGHBY, OHIO**  
**CHANGES IN NET POSITION**  
**LAST TEN YEARS**  
*(Accrual Basis of Accounting)*

(continued on following page)

	2011	2012	2013	2014	2015	2016	2017	2018	2019	2020
<b>PROGRAM REVENUES</b>										
<b>Governmental Activities</b>										
Charges for Services:										
General Government	\$ 2,351,564	\$ 2,446,009	\$ 2,867,693	\$ 2,937,530	\$ 2,402,903	\$ 2,335,620	\$ 2,347,217	\$ 2,685,067	\$ 2,618,104	\$ 2,158,175
Security of Persons and Property	1,619,538	1,566,154	1,608,153	1,615,817	1,513,233	1,694,934	1,610,882	1,657,602	1,809,928	1,675,150
Public Health and Welfare	82,620	88,306	71,609	79,135	80,953	82,768	95,195	95,355	92,315	101,805
Community Environment	292,869	331,712	376,518	344,207	314,546	309,840	312,957	364,262	440,462	417,930
Leisure Time Activities	537,580	561,386	540,582	582,348	614,868	696,126	637,174	722,853	706,069	124,737
Transportation	1,211	1,485	343	1,000	979	500	900	2,251	2,466	550
Basic Utility Services	50	45	0	0	0	75	9	4	0	0
Operating Grants, Contributions and Interest	593,812	64,819	77,602	89,383	96,446	196,618	162,052	208,667	196,917	4,147,605
Capital Grants and Contributions	119,678	442,498	337,390	1,164,364	336,200	2,149,507	4,507,839	849,776	550,505	2,163,520
<b>Total Governmental Activities Program Revenues</b>	<b>5,598,922</b>	<b>5,502,414</b>	<b>5,879,890</b>	<b>6,813,784</b>	<b>5,360,128</b>	<b>7,465,988</b>	<b>9,674,225</b>	<b>6,585,837</b>	<b>6,416,766</b>	<b>10,789,472</b>
<b>Business-type Activities:</b>										
Charges for Services:										
Golf Course	772,561	925,495	849,164	894,787	923,212	903,021	865,255	798,371	801,432	801,496
Sewer	4,668,672	4,890,932	4,770,815	4,866,152	5,574,296	5,449,502	5,513,633	5,860,235	5,285,831	5,296,076
Airport	176,878	176,887	180,116	122,105	0	0	0	0	0	0
Capital Grants and Contributions	470,256	272,009	82,940	390,690	309,023	625,078	492,090	307,158	273,332	229,491
<b>Total Business-type Activities Program Revenues</b>	<b>6,088,367</b>	<b>6,265,323</b>	<b>5,883,035</b>	<b>6,273,734</b>	<b>6,806,531</b>	<b>6,977,601</b>	<b>6,870,978</b>	<b>6,965,764</b>	<b>6,360,595</b>	<b>6,327,063</b>
<b>Total Primary Government Program Revenues</b>	<b>11,687,289</b>	<b>11,767,737</b>	<b>11,762,925</b>	<b>13,087,518</b>	<b>12,166,659</b>	<b>14,443,589</b>	<b>16,545,203</b>	<b>13,551,601</b>	<b>12,777,361</b>	<b>17,116,535</b>
<b>EXPENSES</b>										
<b>Governmental Activities</b>										
General Government	7,422,339	6,799,745	7,134,225	7,458,826	7,437,293	7,502,423	7,615,451	8,821,326	10,186,960	7,873,378
Security of Persons and Property	14,533,487	14,516,764	14,830,891	14,840,214	15,543,902	16,929,668	17,114,368	18,748,837	3,974,889	17,907,356
Public Health and Welfare	445,762	400,280	406,384	400,411	410,397	472,575	450,245	497,933	554,134	540,277
Community Environment	892,978	843,269	897,265	1,065,716	886,979	960,453	1,138,817	1,111,839	1,316,403	1,326,173
Leisure Time Activities	2,129,458	2,005,597	2,061,913	2,179,241	2,246,715	2,303,814	2,469,539	2,518,170	2,862,610	1,851,880
Transportation	3,875,203	3,529,728	4,180,207	4,213,609	4,552,886	4,568,262	5,075,949	4,603,627	4,945,741	4,921,963
Basic Utility Services	1,747,166	1,121,995	547,308	458,768	539,358	685,382	575,820	626,253	581,467	674,193
Interest and Fiscal Charges	491,465	626,291	441,687	391,880	356,904	288,750	388,916	446,419	377,763	524,154
<b>Total Governmental Activities Expenses</b>	<b>31,537,858</b>	<b>29,843,669</b>	<b>30,499,880</b>	<b>31,008,665</b>	<b>31,974,434</b>	<b>33,711,327</b>	<b>34,829,105</b>	<b>37,374,404</b>	<b>24,799,967</b>	<b>35,619,374</b>
<b>Business-type Activities:</b>										
Golf Course	997,471	965,662	888,341	916,507	951,386	990,974	1,069,914	1,017,504	1,084,040	860,314
Sewer	5,245,572	5,026,112	5,276,637	5,327,839	5,401,340	5,493,683	5,757,642	5,625,699	6,283,417	5,788,260
Airport	265,534	274,298	225,491	205,311	0	0	0	0	0	0
<b>Total Business-type Activities Expenses</b>	<b>6,508,577</b>	<b>6,266,072</b>	<b>6,390,469</b>	<b>6,449,657</b>	<b>6,352,726</b>	<b>6,484,657</b>	<b>6,827,556</b>	<b>6,643,203</b>	<b>7,367,457</b>	<b>6,648,574</b>
<b>Total Primary Government Expenses</b>	<b>38,046,435</b>	<b>36,109,741</b>	<b>36,890,349</b>	<b>37,458,322</b>	<b>38,327,160</b>	<b>40,195,984</b>	<b>41,656,661</b>	<b>44,017,607</b>	<b>32,167,424</b>	<b>42,267,948</b>
<b>NET (EXPENSE)/REVENUE</b>										
<b>Governmental Activities</b>										
Governmental Activities	(25,938,936)	(24,341,255)	(24,619,990)	(24,194,881)	(26,614,306)	(26,245,339)	(25,154,880)	(30,788,567)	(18,383,201)	(24,829,902)
<b>Business-Type Activities:</b>										
Business-type Activities	(420,210)	(749)	(507,434)	(175,923)	453,805	492,944	43,422	322,561	(1,006,862)	(321,511)
<b>Total Primary Government</b>	<b>\$ (26,359,146)</b>	<b>\$ (24,342,004)</b>	<b>\$ (25,127,424)</b>	<b>\$ (24,370,804)</b>	<b>\$ (26,160,501)</b>	<b>\$ (25,752,395)</b>	<b>\$ (25,111,458)</b>	<b>\$ (30,466,006)</b>	<b>\$ (19,390,063)</b>	<b>\$ (25,151,413)</b>

**CITY OF WILLOUGHBY, OHIO**

**CHANGES IN NET POSITION**

**LAST TEN YEARS**

*(Accrual Basis of Accounting)*

(continued)

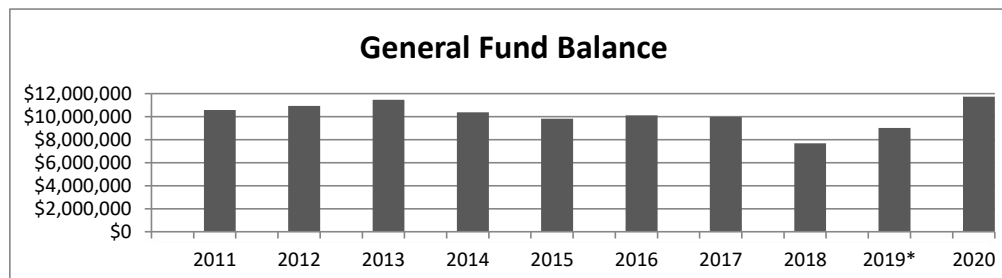
	<u>2011</u>	<u>2012</u>	<u>2013</u>	<u>2014</u>	<u>2015</u>	<u>2016</u>	<u>2017</u>	<u>2018</u>	<u>2019</u>	<u>2020</u>
<b>GENERAL REVENUES AND OTHER CHANGES IN NET POSITION</b>										
<b>Governmental Activities:</b>										
Property Taxes	\$ 3,719,056	\$ 3,480,738	\$ 3,214,958	\$ 3,327,083	\$ 3,350,028	\$ 3,397,560	\$ 3,376,083	\$ 3,487,016	\$ 3,703,708	\$ 3,604,761
Income Taxes	15,419,498	16,859,759	17,200,573	16,853,951	17,007,870	17,483,183	16,591,378	18,399,404	19,733,618	17,810,021
Other Taxes	857,741	860,379	853,949	834,896	892,082	836,780	895,671	902,640	875,187	673,312
Unrestricted Grants, Entitlements and Contributions	5,936,611	3,427,327	3,079,431	2,547,469	2,640,770	2,754,687	2,513,138	2,524,103	2,893,444	1,672,414
Gain on Sale of Capital Assets	0	0	10,587	0	211,820	0	0	0	0	0
Insurance- BWC Dividend	0	0	0	0	0	0	0	0	0	1,425,430
Investment Earnings	194,153	124,318	166,562	142,037	329,411	287,566	310,307	463,076	645,496	490,954
Miscellaneous	13,115	15,938	10,858	2,367	5,625	218,199	38,625	40,509	35,143	51,677
Transfers	(75,000)	(1,714,687)	0	(4,472,462)	0	0	0	(100,000)	(150,000)	(118,580)
Total Governmental Activities	<u>26,065,174</u>	<u>23,053,772</u>	<u>24,536,918</u>	<u>19,235,341</u>	<u>24,437,606</u>	<u>24,977,975</u>	<u>23,725,202</u>	<u>25,716,748</u>	<u>27,736,596</u>	<u>25,609,989</u>
<b>Business-type Activities:</b>										
Gain on Sale of Capital Assets	0	0	1,144	2,170	0	0	0	0	0	0
Investment Earnings	2,537	2,799	322	91	3,988	9,347	4,719	36,029	75,147	75,093
Miscellaneous	5,354	11,535	11,156	6,954	23,540	21,881	0	0	9,114	7,244
Special Item	0	0	0	(8,123,476)	0	0	0	0	0	0
Transfers	75,000	1,714,687	0	4,472,462	0	0	0	100,000	150,000	118,580
Total Business-type Activities	<u>82,891</u>	<u>1,729,021</u>	<u>12,622</u>	<u>(3,641,799)</u>	<u>27,528</u>	<u>31,228</u>	<u>4,719</u>	<u>136,029</u>	<u>234,261</u>	<u>200,917</u>
Total Primary Government	<u>26,148,065</u>	<u>24,782,793</u>	<u>24,549,540</u>	<u>15,593,542</u>	<u>24,465,134</u>	<u>25,009,203</u>	<u>23,729,921</u>	<u>25,852,777</u>	<u>27,970,857</u>	<u>25,810,906</u>
<b>CHANGE IN NET POSITION</b>										
Governmental Activities	126,238	(1,287,483)	(83,072)	(4,959,540)	(2,176,700)	(1,267,364)	(1,429,678)	(5,071,819)	9,353,395	780,087
Business-type Activities	(337,319)	1,728,272	(494,812)	(3,817,722)	481,333	524,172	48,141	458,590	(772,601)	(120,594)
Total Primary Government	<u>\$ (211,081)</u>	<u>\$ 440,789</u>	<u>\$ (577,884)</u>	<u>\$ (8,777,262)</u>	<u>\$ (1,695,367)</u>	<u>\$ (743,192)</u>	<u>\$ (1,381,537)</u>	<u>\$ (4,613,229)</u>	<u>\$ 8,580,794</u>	<u>\$ 659,493</u>

**CITY OF WILLOUGHBY, OHIO**  
**GOVERNMENTAL ACTIVITIES TAX REVENUES BY SOURCE**  
**LAST TEN YEARS**  
*(Accrual Basis of Accounting)*

<b>Year</b>	<b>Municipal Income Taxes</b>	<b>Property and Other Local Taxes</b>	<b>Total</b>
2011	\$15,419,498	\$4,576,797	\$19,996,295
2012	\$16,859,759	\$4,341,117	\$21,200,876
2013	\$17,200,573	\$4,068,907	\$21,269,480
2014	\$16,853,951	\$4,161,979	\$21,015,930
2015	\$17,007,870	\$4,242,110	\$21,249,980
2016	\$17,483,183	\$4,234,340	\$21,717,523
2017	\$16,591,378	\$4,271,754	\$20,863,132
2018	\$18,399,404	\$4,389,656	\$22,789,060
2019	\$19,733,618	\$4,578,895	\$24,312,513
2020	\$17,810,021	\$4,278,073	\$22,088,094

**CITY OF WILLOUGHBY, OHIO**  
**FUND BALANCES OF GOVERNMENTAL FUNDS**  
**LAST TEN YEARS**  
*(Modified Accrual Basis of Accounting)*

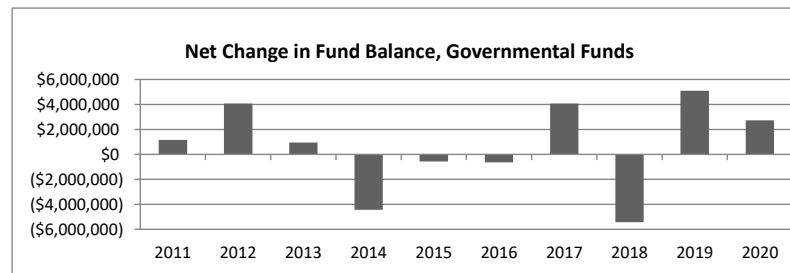
	2011	2012	2013	2014	2015	2016	2017	2018	2019*	2020
<b>GENERAL FUND</b>										
Nonspendable	\$ 1,470,320	\$ 1,480,683	\$ 1,472,475	\$ 136,415	\$ 135,888	\$ 129,890	\$ 233,077	\$ 243,208	\$ 223,265	\$ 241,867
Committed	1,281,864	1,379,496	1,418,188	1,361,188	1,294,792	957,426	764,290	662,227	533,657	244,033
Assigned	736,680	703,007	575,956	569,594	544,504	568,753	624,390	554,918	504,154	577,282
Unassigned	<u>7,081,821</u>	<u>7,362,945</u>	<u>7,992,549</u>	<u>8,306,407</u>	<u>7,837,054</u>	<u>8,447,098</u>	<u>8,343,658</u>	<u>6,223,001</u>	<u>7,763,292</u>	<u>10,669,074</u>
Total General Fund	<u>10,570,685</u>	<u>10,926,131</u>	<u>11,459,168</u>	<u>10,373,604</u>	<u>9,812,238</u>	<u>10,103,167</u>	<u>9,965,415</u>	<u>7,683,354</u>	<u>9,024,368</u>	<u>11,732,256</u>
<b>CAPITAL PROJECTS FUND</b>										
Restricted	15,079	8,225	8,420	21,675	9,191	365,143	8,965	8,594	9,638	8,184
Committed	342,214	400,168	486,407	491,502	1,083,833	824,232	6,842,900	3,912,001	3,121,899	1,916,217
Unassigned(Deficit)	<u>(5,335,101)</u>	<u>(2,215,480)</u>	<u>(1,566,991)</u>	<u>(1,632,996)</u>	<u>(2,115,543)</u>	<u>(2,835,657)</u>	<u>(4,050,375)</u>	<u>(4,783,130)</u>	<u>(731,026)</u>	<u>0</u>
Total Capital Projects Fund	<u>(4,977,808)</u>	<u>(1,807,087)</u>	<u>(1,072,164)</u>	<u>(1,119,819)</u>	<u>(1,022,519)</u>	<u>(1,646,282)</u>	<u>2,801,490</u>	<u>(862,535)</u>	<u>2,400,511</u>	<u>1,924,401</u>
<b>GENERAL BOND RETIREMENT FUND</b>										
Restricted	<u>3,877,475</u>	<u>4,563,414</u>	<u>4,292,735</u>	<u>1,196,008</u>	<u>1,045,106</u>	<u>1,139,973</u>	<u>1,060,018</u>	<u>1,046,328</u>	<u>1,042,565</u>	<u>1,039,085</u>
Total General Bond Retirement Fund	<u>3,877,475</u>	<u>4,563,414</u>	<u>4,292,735</u>	<u>1,196,008</u>	<u>1,045,106</u>	<u>1,139,973</u>	<u>1,060,018</u>	<u>1,046,328</u>	<u>1,042,565</u>	<u>1,039,085</u>
<b>ALL OTHER GOVERNMENTAL FUNDS</b>										
Nonspendable	361,719	461,962	343,076	372,692	411,052	480,199	353,971	438,905	457,360	446,478
Restricted	<u>3,273,396</u>	<u>3,124,478</u>	<u>3,064,926</u>	<u>2,830,772</u>	<u>2,865,715</u>	<u>2,448,183</u>	<u>2,278,505</u>	<u>2,810,632</u>	<u>3,800,352</u>	<u>4,307,309</u>
Total All Other Governmental Funds	<u>3,635,115</u>	<u>3,586,440</u>	<u>3,408,002</u>	<u>3,203,464</u>	<u>3,276,767</u>	<u>2,928,382</u>	<u>2,632,476</u>	<u>3,249,537</u>	<u>4,257,712</u>	<u>4,753,787</u>
Total Governmental Funds	<u>\$ 13,105,467</u>	<u>\$ 17,268,898</u>	<u>\$ 18,087,741</u>	<u>\$ 13,653,257</u>	<u>\$ 13,111,592</u>	<u>\$ 12,525,240</u>	<u>\$ 16,459,399</u>	<u>\$ 11,116,684</u>	<u>\$ 16,725,156</u>	<u>\$ 19,449,529</u>



\*Restated for GASB 84

**CITY OF WILLOUGHBY, OHIO**  
**CHANGES IN FUND BALANCES OF GOVERNMENTAL FUNDS**  
**LAST TEN YEARS**  
*(Modified Accrual Basis of Accounting)*

	2011	2012	2013	2014	2015	2016	2017	2018	2019	2020
<b>REVENUES:</b>										
Municipal Income Taxes	\$ 15,125,338	\$ 16,115,830	\$ 17,014,038	\$ 16,999,234	\$ 17,066,704	\$ 17,181,979	\$ 17,180,978	\$ 17,959,082	\$ 19,167,062	\$ 18,079,276
Property and Other Local Taxes	4,449,742	4,483,935	4,139,550	4,203,716	4,262,112	4,228,487	4,266,474	4,523,932	4,399,781	4,260,575
Intergovernmental	6,402,454	3,911,392	3,763,916	3,085,595	2,922,979	4,314,002	3,513,217	3,373,578	3,445,872	7,840,720
Charges for Services	1,665,892	1,685,770	1,687,575	1,716,354	1,709,529	1,836,471	1,730,880	1,950,811	2,025,497	1,175,306
Special Assessments	644,076	651,217	654,416	588,781	626,054	598,222	629,909	735,300	711,586	752,228
Fines and Forfeitures	2,398,512	2,461,843	2,612,863	2,641,781	2,435,825	2,430,897	2,378,768	2,666,376	2,610,410	2,092,155
Licenses & Permits	235,241	249,476	252,721	227,991	276,323	215,787	207,073	235,497	305,007	266,566
Interest Income	194,153	124,318	166,562	142,037	211,820	287,566	310,307	463,076	645,496	490,954
Miscellaneous	259,277	23,005	2,669	2,367	5,625	218,199	38,625	105,951	126,857	259,472
Total Revenues	31,374,685	29,706,786	30,294,310	29,607,856	29,516,971	31,311,610	30,256,231	32,013,603	33,437,568	35,217,252
<b>EXPENDITURES:</b>										
General Government	7,088,810	6,445,748	6,782,463	6,732,698	6,865,789	6,824,872	6,784,024	8,211,149	6,992,697	7,122,008
Security of Persons and Property	13,810,804	14,120,745	14,189,824	14,278,036	14,666,021	15,050,954	15,117,698	15,733,227	15,916,551	15,967,766
Public Health and Welfare	478,626	390,500	392,920	387,280	397,013	473,152	452,561	466,016	496,041	499,832
Community Environment	904,169	820,394	879,567	1,094,601	901,068	943,207	1,040,727	1,018,334	1,100,098	1,159,345
Leisure Time Activities	1,766,657	1,806,323	1,764,362	1,871,385	1,903,359	1,921,982	1,976,147	2,053,276	2,087,132	1,377,913
Transportation	1,478,892	1,236,377	1,432,221	1,564,053	1,727,753	1,729,324	1,847,926	1,631,927	1,766,450	1,860,941
Basic Utility Services	1,283,005	718,336	137,709	48,438	80,343	196,657	73,251	116,085	68,095	184,850
Capital Outlay	1,902,397	2,637,979	2,324,908	2,215,365	2,375,170	3,378,882	2,982,131	6,873,002	4,978,756	5,808,820
Debt Service:										
Principal	928,404	582,784	1,041,234	1,111,234	1,126,234	1,141,234	1,196,234	1,066,234	1,108,920	1,167,162
Interest	494,331	303,736	453,434	420,640	372,184	288,915	331,691	437,075	397,071	511,942
Bond Issuance Costs	0	229,294	0	0	0	0	0	0	0	115,500
Total Expenditures	30,136,095	29,292,216	29,398,642	29,723,730	30,414,934	31,949,179	31,802,390	37,606,325	34,911,811	35,776,079
Excess of Revenues Over (Under) Expenditures	1,238,590	414,570	895,668	(115,874)	(897,963)	(637,569)	(1,546,159)	(5,592,722)	(1,474,243)	(558,827)
<b>OTHER FINANCING SOURCES (USES)</b>										
Transfers In	3,525,000	3,005,923	3,750,000	3,141,746	3,494,507	2,562,487	2,710,000	3,712,181	3,000,000	2,325,000
Transfers Out	(3,600,000)	(4,720,610)	(3,750,000)	(7,464,208)	(3,494,507)	(2,562,487)	(2,710,000)	(3,812,181)	(3,150,000)	(2,443,580)
General Obligation Refunding Bonds Issued	0	9,510,000	0	0	0	0	0	0	0	0
General Obligation Refunding Bonds Premium	0	354,353	0	0	0	0	0	0	0	0
General Obligation Bonds Issued	0	0	0	0	0	0	0	0	0	6,665,000
Bond Anticipation Notes Issued	0	0	0	0	0	0	5,620,000	5,615,000	12,010,000	5,610,000
Bond Anticipation Notes Repaid	0	0	0	0	0	0	0	(5,620,000)	(5,615,000)	(12,010,000)
Proceeds of Other Debt- StormWater	0	0	0	0	0	0	0	272,767	320,703	1,718,555
Payment to Refunded Bond Escrow Agent	0	(4,594,158)	0	0	0	0	0	0	0	0
Insurance - BWC Dividend	0	0	0	0	0	0	0	0	0	1,425,430
Sale of Capital Assets	390	96,260	59,020	0	329,411	0	0	0	0	0
Total Other Financing Sources (Uses)	(74,610)	3,651,768	59,020	(4,322,462)	329,411	0	5,620,000	167,767	6,565,703	3,290,405
Net Change in Fund Balances	\$ 1,163,980	\$ 4,066,338	\$ 954,688	\$ (4,438,336)	\$ (568,552)	\$ (637,569)	\$ 4,073,841	\$ (5,424,955)	\$ 5,091,460	\$ 2,731,578
Debt Service as a Percentage of Noncapital Expenditures	5.04%	3.33%	5.52%	5.57%	5.34%	5.01%	5.30%	4.89%	5.03%	5.60%



**CITY OF WILLOUGHBY, OHIO**  
**GENERAL GOVERNMENTAL TAX REVENUES BY SOURCE**  
**LAST TEN YEARS**  
*(Modified Accrual Basis of Accounting)*

<b>Year</b>	<b>Municipal Income Taxes</b>	<b>Property &amp; Other Local Taxes</b>	<b>Total</b>
2011	\$15,125,338	\$4,449,742	\$19,575,080
2012	\$16,115,830	\$4,483,935	\$20,599,765
2013	\$17,014,038	\$4,139,550	\$21,153,588
2014	\$16,999,234	\$4,203,716	\$21,202,950
2015	\$17,066,704	\$4,262,112	\$21,328,816
2016	\$17,181,979	\$4,228,427	\$21,410,406
2017	\$17,180,978	\$4,266,474	\$21,447,452
2018	\$17,959,082	\$4,523,932	\$22,483,014
2019	\$19,167,062	\$4,399,781	\$23,566,843
2020	\$18,079,276	\$4,260,575	\$22,339,851

**CITY OF WILLOUGHBY, OHIO**  
**INCOME TAX REVENUE BASE AND COLLECTIONS**  
**LAST TEN YEARS (Cash Basis)**

<b>Tax Year</b>	<b>Total Tax Collected</b>	<b>Tax from Withholding</b>	<b>Tax from Net Profit</b>	<b>Tax from Individuals</b>	<b>Tax -Other</b>	<b>Tax Rate</b>
2011	\$15,002,181	\$11,546,649	\$1,920,198	\$1,330,095	\$205,239	2.00%
2012	\$15,867,629	\$12,058,152	\$2,311,907	\$1,321,524	\$176,046	2.00%
2013	\$17,295,394	\$12,425,332	\$3,245,672	\$1,438,824	\$185,566	2.00%
2014	\$16,962,780	\$12,581,948	\$2,742,728	\$1,429,657	\$208,447	2.00%
2015	\$16,874,109	\$12,620,567	\$2,600,829	\$1,408,597	\$244,116	2.00%
2016	\$17,199,752	\$12,730,500	\$2,692,623	\$1,479,920	\$296,709	2.00%
2017	\$16,953,021	\$12,933,423	\$2,402,411	\$1,388,858	\$228,330	2.00%
2018	\$17,944,467	\$13,629,927	\$2,598,150	\$1,400,969	\$315,421	2.00%
2019	\$19,206,814	\$14,125,208	\$2,815,310	\$1,704,573	\$561,723	2.00%
2020	\$18,088,678	\$13,861,000	\$2,360,197	\$1,543,599	\$323,882	2.00%

Source: Regional Income Tax Agency & State Net Profit

The City levies a 2.00% income tax on substantially all income earned within the City. Additional increases in the income tax rate require voter approval. City residents pay City income tax on income earned outside the City, however, credit is allowed for income taxes paid to other municipalities. Council could vote to reduce the credit by 50%. Employers within the City withhold income tax on employee compensation and remit to the Regional Income Tax Agency.

**CITY OF WILLOUGHBY, OHIO**  
**TOP TEN INCOME TAX WITHHOLDERS**  
**AND TOP FIFTY WITHHOLDERS BY CLASSIFICATION**  
**CURRENT YEAR AND NINE YEARS AGO**

<b>2020</b>		<b>2011</b>	
<b>Rank</b>	<b>Name</b>	<b>Rank</b>	<b>Name</b>
1	Lake Health	1	Lake Health (Lake West)
2	Willoughby-Eastlake City Schools	2	Willoughby-Eastlake City Schools
3	City of Willoughby	3	City of Willoughby
4	Ohio Living	4	Ohio Presbyterian-Breckenridge
5	Marous Brothers Construction	5	Horizon Mental Health Management
6	PrimeHealth Inc	6	Marous Brothers Construction
7	HHC Ohio Inc	7	Momentive Performance/GE Lighting
8	Signature Health Inc	8	Fluid Line Products
9	Bescast Inc	9	Bescast Inc
10	Multistack Bac LLC	10	Slabe Machine Products Co

<b>Classification</b>	<b>2020</b>	<b>2011</b>
Government	\$ 1,030,604	\$ 889,559
Commercial, Mfg, & Other	5,893,220	4,727,572
	\$ 6,923,824	\$ 5,617,131

Source: Regional Income Tax Agency

Due to legal restrictions and confidentiality requirements, the City cannot disclose the amount of withholdings by taxpayer.



**CITY OF WILLOUGHBY, OHIO**  
**ASSESSED VALUE AND ESTIMATED ACTUAL VALUE OF TAXABLE PROPERTY**  
**LAST TEN YEARS**

Tax Year/ Collection Year	Assessed Value			Total Taxable Assessed Value	Total Direct Tax Rate	Total Estimated Actual Taxable Value	Assessed Value as a Percentage of Actual Value
	Real Property	Other Real Estate & Public Utility Property	Less: Tax Exempt Real Property				
2010/2011	\$439,810,910	\$258,856,460	\$45,615,920	\$653,051,450	8.55	\$1,800,437,623	36.27%
2011/2012	\$443,433,660	\$257,373,260	\$45,615,920	\$655,191,000	8.53	\$1,805,144,796	36.30%
2012/2013	\$413,212,990	\$215,650,450	\$58,743,170	\$570,120,270	8.53	\$1,603,118,813	35.56%
2013/2014	\$413,637,780	\$213,727,490	\$54,654,120	\$572,711,150	8.51	\$1,608,149,828	35.61%
2014/2015	\$415,877,300	\$216,045,970	\$55,035,870	\$576,887,400	8.49	\$1,618,067,240	35.65%
2015/2016	\$426,980,486	\$212,729,990	\$55,427,656	\$584,282,820	8.49	\$1,638,026,496	35.67%
2016/2017	\$434,148,970	\$212,089,740	\$58,504,220	\$587,734,490	8.54	\$1,646,291,902	35.70%
2017/2018	\$438,881,430	\$215,854,930	\$59,334,240	\$595,402,120	8.54	\$1,666,919,029	35.72%
2018/2019	\$483,614,830	\$233,294,900	\$67,931,050	\$648,978,680	8.46	\$1,818,278,400	35.69%
2019-2020	\$488,387,720	\$232,403,610	\$69,804,270	\$650,987,060	8.48	\$1,822,045,155	35.73%

Source: (1) Lake County Auditor Schedule A to Certificate of Official Estimate of Revenues.

The current assessed valuation is computed at approximately the following percentages of estimated true value: real property - 35%, public utilities - 100%

**CITY OF WILLOUGHBY, OHIO**  
**PROPERTY TAX RATES**  
**DIRECT AND OVERLAPPING GOVERNMENTS**  
**(PER \$1,000 OF ASSESSED VALUATION)**  
**LAST TEN YEARS**

Tax Year/ Collection Year	City of Willoughby Direct Rates							Overlapping Rates		Total Direct & Overlapping Rates
	General Fund	Debt Service Fund	Police Pension Fund	Fire Pension Fund	Recreation Fund	Road & Bridge Fund	Total City Millage	Lake County	Willoughby/ Eastlake, Kirtland School Districts	
2010/2011	3.80	1.65	0.30	0.30	0.50	2.00	8.55	15.80	54.85 (1)	79.20
2011/2012	3.80	1.63	0.30	0.30	0.50	2.00	8.53	15.80	55.32 (1)	79.65
2012/2013	3.80	1.63	0.30	0.30	0.50	2.00	8.53	15.30	62.82 (1)	86.65
2013/2014	3.55	1.86	0.30	0.30	0.50	2.00	8.51	15.30	63.54 (1)	87.35
2014/2015	3.55	1.84	0.30	0.30	0.50	2.00	8.49	15.30	63.47 (1)	87.26
2015/2016	3.55	1.84	0.30	0.30	0.50	2.00	8.49	15.70	66.57 (1)	90.76
2016/2017	3.55	1.89	0.30	0.30	0.50	2.00	8.54	15.70	66.78 (1)	91.02
2017/2018	3.55	1.89	0.30	0.30	0.50	2.00	8.54	16.00	66.63 (1)	91.17
2018/2019	3.55	1.81	0.30	0.30	0.50	2.00	8.46	16.78	64.42 (1)	89.66
2019-2020	3.55	1.83	0.30	0.30	0.50	2.00	8.48	16.78	65.19 (1)	90.45

(1) Includes 2.30 mill continuous Library District Levy to cover Willoughby/Eastlake School District and distributed directly to the library.

Source: Lake County Auditor's Office

**CITY OF WILLOUGHBY, OHIO**  
**PROPERTY TAX LEVIES & COLLECTIONS**  
**REAL & PUBLIC UTILITY PROPERTY ONLY**  
**LAST TEN YEARS**  
**(UNAUDITED)**

<b>Tax Year/ Collection Year</b>	<b>Net Tax Levy</b>	<b>Current Collections</b>	<b>Percentage of Current Collection to Net Levy</b>	<b>Delinquent Collections</b>	<b>Total Collections</b>	<b>Percentage of Total Collections to Net Levy</b>
2010/2011	\$3,697,109	\$3,476,472	94.0%	\$98,730	\$3,575,202	96.7%
2011/2012	\$3,985,820	\$3,872,582	97.2%	\$86,218	\$3,958,800	99.3%
2012/2013	\$3,640,773	\$3,544,071	97.3%	\$100,345	\$3,644,416	100.0%
2013/2014	\$3,655,638	\$3,528,586	96.5%	\$160,859	\$3,689,445	100.0%
2014/2015	\$3,660,054	\$3,556,600	97.2%	\$129,168	\$3,685,768	100.0%
2015/2016	\$3,706,170	\$3,611,831	97.5%	\$89,614	\$3,701,445	99.9%
2016/2017	\$3,762,661	\$3,647,745	96.9%	\$74,231	\$3,721,976	98.9%
2017/2018	\$3,807,983	\$3,718,482	97.6%	\$113,708	\$3,832,190	100.0%
2018/2019	\$3,950,229	\$3,830,197	97.0%	\$90,259	\$3,920,456	99.2%
2019-2020	\$3,982,275	\$3,877,413	97.4%	\$62,236	\$3,939,649	98.9%

Source: Lake County Auditor's Office

Note: The County does not provide delinquency information by tax year.

**CITY OF WILLOUGHBY, OHIO**  
**RATIOS OF OUTSTANDING DEBT BY TYPE**  
**LAST TEN YEARS**

Year	GOVERNMENTAL ACTIVITIES				BUSINESS-TYPE ACTIVITIES		Total Primary Government	Total Personal Income	Percentage of Personal Income (1)	Per Capita (1)
	General Obligation Bonds	Special Assessment Bonds	Bond Anticipation Notes	OWDA & OPWC	Enterprise Bonds w/G.O. Commitment	OWDA & OPWC				
2011	\$9,449,500	\$170,000	\$0	\$12,673	\$2,148,450	\$6,702,774	\$18,483,397	\$673,584,732	2.74%	\$830
2012	\$14,249,338	\$140,000	\$0	\$11,439	\$3,755,000	\$7,269,426	\$25,425,203	\$673,584,732	3.77%	\$1,142
2013	\$13,215,265	\$105,000	\$0	\$10,205	\$3,510,000	\$6,792,946	\$23,633,416	\$673,584,732	3.51%	\$1,061
2014	\$12,261,192	\$70,000	\$0	\$8,971	\$3,110,000	\$6,235,444	\$21,685,607	\$673,584,732	3.22%	\$974
2015	\$11,142,120	\$35,000	\$0	\$7,737	\$2,855,000	\$7,040,768	\$21,080,625	\$673,584,732	3.13%	\$947
2016	\$10,008,048	\$0	\$0	\$6,503	\$2,595,000	\$6,921,585	\$19,531,136	\$673,584,732	2.90%	\$877
2017	\$8,783,976	\$0	\$5,620,000	\$5,269	\$2,595,000	\$10,647,250	\$27,651,495	\$673,584,732	4.11%	\$1,242
2018	\$7,689,904	\$0	\$5,615,000	\$276,802	\$2,450,000	\$10,448,938	\$26,480,644	\$673,584,732	3.93%	\$1,189
2019	\$6,565,832	\$0	\$12,010,000	\$583,585	\$2,295,000	\$9,973,649	\$31,428,066	\$673,584,732	4.67%	\$1,411
2020	\$12,061,760	\$0	\$5,610,000	\$2,274,978	\$2,140,000	\$12,792,432	\$34,879,170	\$673,584,732	5.18%	\$1,566

Note: Details regarding the City's outstanding debt can be found in the notes to the financial statements

(1) See the schedule of Demographic and Economic Statistics on page S18 for personal income and population data.

**CITY OF WILLOUGHBY, OHIO**  
**RATIOS OF GENERAL BONDED DEBT OUTSTANDING**  
**LAST TEN YEARS**  
*(Accrual Basis of Accounting)*

<b>Year</b>	<b>General Obligation Bonds(1)</b>	<b>Less: Amount of Assets Restricted for Repayment of Debt</b>	<b>Total</b>	<b>Population</b>	<b>Percent of Estimated Actual Taxable Value of Property (2)</b>	<b>Per Capita (3)</b>
2011	\$9,449,500	\$4,008,473	\$5,441,027	22,268	0.30%	\$244
2012	\$14,249,338	\$4,656,671	\$9,592,667	22,268	0.53%	\$431
2013	\$13,215,265	\$4,386,078	\$8,829,187	22,268	0.55%	\$396
2014	\$12,261,192	\$1,278,144	\$10,983,048	22,268	0.68%	\$493
2015	\$11,142,120	\$1,123,871	\$10,018,249	22,268	0.62%	\$450
2016	\$10,008,048	\$1,235,985	\$8,772,063	22,268	0.54%	\$394
2017	\$8,783,976	\$1,152,005	\$7,631,971	22,268	0.46%	\$343
2018	\$7,689,904	\$1,127,774	\$6,562,130	22,268	0.39%	\$295
2019	\$6,565,832	\$1,142,831	\$5,423,001	22,268	0.30%	\$244
2020	\$12,061,760	\$1,135,695	\$10,926,065	22,268	0.60%	\$491

Note: Details regarding the City's outstanding debt can be found in the notes to the basic financial statements.

- (1) All bonded debt of the City of Willoughby is backed by the full faith and credit of the City. However, those issues that have been in the past and are currently supported by business-type activities or issued by outside agencies are not included in G O Bonds.
- (2) See the schedule of Assessed Value and Estimated Actual Value of Taxable Property on page S10 for property value data.
- (3) Population data can be found in the schedule of Demographic and Economic Statistics on page S18.

**CITY OF WILLOUGHBY, OHIO**  
**DIRECT AND OVERLAPPING GENERAL OBLIGATION BONDED DEBT**  
**DECEMBER 31, 2020**  
**(UNAUDITED)**

<u>Jurisdiction</u>	<u>Assessed Valuation (1)</u>	<u>General Obligation Debt Outstanding (1)</u>	<u>Percent Overlapping (2)</u>	<u>Amount Applicable to City of Willoughby</u>
<b>Direct:</b>				
City of Willoughby	\$ 650,987,060			
General Obligation Bonds		\$ 12,061,760	100.00%	\$ 12,061,760
Ohio Water Development Loans		\$ 147,209	100.00%	\$ 147,209
Ohio Public Works Commission Loans		\$ 2,127,768	100.00%	\$ 2,127,768
Long Term Notes		<u>\$ 5,610,000</u>	100.00%	<u>\$ 5,610,000</u>
Total Direct Debt		<u>\$ 19,946,737</u>		<u>\$ 19,946,737</u>
<b>Overlapping:</b>				
Willoughby-Eastlake City Schools	\$ 1,707,968,590	\$ 110,354,490	37.15%	\$ 40,996,693
Kirtland Local School District	\$ 357,056,060	\$ 10,170,000	4.57%	\$ 464,769
Auburn Joint Vocational S.D.	\$ 2,458,988,480	\$ 4,345,000	0.34%	\$ 14,773
Lake County	\$ 6,368,224,940	<u>\$ 6,355,000</u>	10.22%	<u>\$ 649,481.00</u>
Total Overlapping		<u>\$ 131,224,490</u>		<u>\$ 42,125,716.04</u>
<b>Total Direct and Overlapping Debt</b>		<u><u>\$ 151,171,227</u></u>		<u><u>\$ 62,072,453.04</u></u>

Sources: (1) Lake County Auditor's Office - general obligation debt .  
(2) Percentages are determined by dividing each overlapping government located within the boundaries of the City by the total assessed valuation of the government. The valuations were for the 2020 collection year.

**CITY OF WILLOUGHBY, OHIO**  
**LEGAL DEBT MARGIN INFORMATION**  
**LAST TEN YEARS**

	2011	2012	2013	2014	2015	2016	2017	2018	2019	2020
Overall Debt Limitation - 10.5% of Assessed Valuation	\$ 68,570,402	\$ 68,795,055	\$ 59,862,628	\$ 60,134,671	\$ 60,573,177	\$ 61,349,696	\$ 61,712,121	\$ 62,517,223	\$ 68,142,761	\$ 68,353,641
Gross Indebtedness	\$ 30,575,447	\$ 30,675,865	\$ 28,913,151	\$ 27,069,415	\$ 26,493,505	\$ 24,953,088	\$ 33,202,519	\$ 32,685,740	\$ 31,262,234	\$ 34,737,410
Less:										
OWDA	(6,261,465)	(6,664,417)	(6,222,611)	(5,708,705)	(6,410,778)	(6,345,844)	(9,970,757)	(10,048,210)	(9,935,187)	(14,456,454)
OPWC	(453,982)	(616,448)	(580,540)	(535,710)	(637,727)	(582,244)	(681,762)	(677,530)	(622,047)	(610,956)
Special Assessment Bond & BAN	(12,300,000)	(5,765,000)	(5,730,000)	(5,770,000)	(5,735,000)	(5,680,000)	(11,400,000)	(12,020,000)	(12,015,000)	(5,610,000)
Airport Debt		(155,000)	(150,000)	(145,000)	(140,000)	(135,000)	(130,000)	(125,000)	(120,000)	(115,000)
Sewer Debt	(68,450)	(1,600,000)	(1,535,000)	(1,465,000)	(1,395,000)	(1,325,000)	(1,255,000)	(1,185,000)	(1,110,000)	(1,035,000)
Golf Debt	(2,080,000)	(2,000,000)	(1,825,000)	(1,645,000)	(1,460,000)	(1,270,000)	(1,340,000)	(1,265,000)	(1,185,000)	(1,105,000)
	<u>(21,163,897)</u>	<u>(16,800,865)</u>	<u>(16,043,151)</u>	<u>(15,269,415)</u>	<u>(15,778,505)</u>	<u>(15,338,088)</u>	<u>(24,777,519)</u>	<u>(25,320,740)</u>	<u>(24,987,234)</u>	<u>(22,932,410)</u>
Net Debt Within 10.5% Limitations	9,411,550	13,875,000	12,870,000	11,800,000	10,715,000	9,615,000	8,425,000	7,365,000	6,275,000	11,805,000
Legal Debt Margin Within 10.5% Limitation*	<u>\$ 59,158,852</u>	<u>\$ 54,920,055</u>	<u>\$ 46,992,628</u>	<u>\$ 48,334,671</u>	<u>\$ 49,858,177</u>	<u>\$ 51,734,696</u>	<u>\$ 53,287,121</u>	<u>\$ 55,152,223</u>	<u>\$ 61,867,761</u>	<u>\$ 56,548,641</u>
Total Net Debt Applicable to the 10.5% Limit as a Percentage of the Debt Limit	13.73%	20.17%	21.50%	19.62%	17.69%	15.67%	13.65%	11.78%	9.21%	17.27%
Unvoted Debt Limitation - 5.5% of Assessed Valuation	\$ 35,917,830	\$ 36,035,505	\$ 31,356,615	\$ 31,499,113	\$ 31,728,807	\$ 32,135,555	\$ 32,325,397	\$ 32,747,117	\$ 35,693,827	\$ 35,804,288
Net Debt Within 10.5% Limitations	9,411,550	13,875,000	12,870,000	11,800,000	10,715,000	9,615,000	8,425,000	7,365,000	6,275,000	11,805,000
Less Debt Outside Limitations (Voted)	<u>(3,930,000)</u>	<u>(3,670,000)</u>	<u>(3,410,000)</u>	<u>(3,140,000)</u>	<u>(2,870,000)</u>	<u>(2,590,000)</u>	<u>(2,305,000)</u>	<u>(2,010,000)</u>	<u>(1,705,000)</u>	<u>(1,390,000)</u>
Debt Within 5.5% Limitations	<u>5,481,550</u>	<u>10,205,000</u>	<u>9,460,000</u>	<u>8,660,000</u>	<u>7,845,000</u>	<u>7,025,000</u>	<u>6,120,000</u>	<u>5,355,000</u>	<u>4,570,000</u>	<u>10,415,000</u>
Legal Debt Margin Within 5.5% Limitation*	<u>\$ 30,436,280</u>	<u>\$ 25,830,505</u>	<u>\$ 21,896,615</u>	<u>\$ 22,839,113</u>	<u>\$ 23,883,807</u>	<u>\$ 25,110,555</u>	<u>\$ 26,205,397</u>	<u>\$ 27,392,117</u>	<u>\$ 31,123,827</u>	<u>\$ 25,389,288</u>
Total Debt Applicable to the 5.5% Limit as a Percentage of the Debt Limit	15.26%	28.32%	30.17%	27.49%	24.73%	21.86%	18.93%	16.35%	12.80%	29.09%

**LEGAL DEBT MARGIN CALCULATION FOR 2020**

Assessed Valuation	\$ 650,987,060
Overall Debt Limitation - (10.5% of Assessed Valuation)	\$ 68,353,641
Gross Indebtedness	34,737,410
Less :	
OWDA/OPWC	(15,067,410)
BAN	(5,610,000)
Airport Debt	(115,000)
Sewer Debt	(1,035,000)
Recreation- Golf Debt	(1,105,000)
	<u>11,805,000</u>
Net Debt Within 10.5% Limitations-General Obligation Bonds	<u>11,805,000</u>
Legal Debt Margin Within 10.5% Limitation*	<u>\$ 56,548,641</u>
Unvoted Debt Limitation - (5.5% of Assessed Valuation)	\$ 35,804,288
Gross Indebtedness Authorized by Council	11,805,000
Less Debt Outside Limitations- Voted	<u>(1,390,000)</u>
Debt Within 5.5% Limitations	<u>10,415,000</u>
Legal Debt Margin Within 5.5% Limitation*	<u>\$ 25,389,288</u>

\* Calculated without regard to balance in Debt Service funds.

**CITY OF WILLOUGHBY, OHIO**  
**PLEGDED-REVENUE COVERAGE**  
**LAST TEN YEARS**

**SPECIAL ASSESSMENT BONDS**

<b><u>YEAR</u></b>	<b><u>SPECIAL ASSESSMENT COLLECTIONS</u></b>	<b><u>DEBT SERVICE</u></b>		<b><u>COVERAGE</u></b>
		<b><u>PRINCIPAL</u></b>	<b><u>INTEREST</u></b>	
2011	\$41,216	\$30,000	\$11,700	0.99
2012	\$43,809	\$30,000	\$9,945	1.10
2013	\$44,206	\$35,000	\$8,190	1.02
2014	\$45,079	\$35,000	\$6,142	1.10
2015	\$45,600	\$35,000	\$4,095	1.17
2016	\$42,175	\$35,000	\$2,048	1.14
2017	\$0	\$0	\$0	0.00
2018	\$0	\$0	\$0	0.00
2019	\$0	\$0	\$0	0.00
2020	\$0	\$0	\$0	0.00

Note: Details regarding the City's outstanding debt can be found in the notes to the financial statements. The City does not currently have special assessment bonds



**CITY OF WILLOUGHBY, OHIO**  
**DEMOGRAPHIC AND ECONOMIC STATISTICS**  
**LAST TEN YEARS**

<b>Year</b>	<b>Total Population (1)</b>	<b>Total Personal Income (2)</b>	<b>Per Capita Personal Income (1)</b>	<b>Median Household Income (1)</b>	<b>Median Age (1)</b>	<b>Education Attainment: Bachelor's Degree or Higher (1)</b>	<b>School Enrollment (4)</b>	<b>Unemployment Rate (3)</b>	<b>Population in Group Quarters (1)</b>	<b>Total Dwelling Units (1)</b>	<b>Occupied Dwelling Units Households(1)</b>	<b>Persons Per/Owner Households</b>	<b>Owner Occupied Housing Units (%)</b>	<b>Occupied County Population (1)</b>
2011	22,268	\$673,584,732	\$30,249	\$50,611	43.6	28.3%	3,686	6.8%	200	11,387	10,413	2.30	61.1	230,041
2012	22,268	\$673,584,732	\$30,249	\$50,611	43.6	28.3%	3,621	6.0%	200	11,387	10,413	2.30	61.1	230,041
2013	22,268	\$673,584,732	\$30,249	\$50,611	43.6	28.3%	3,570	6.3%	200	11,387	10,413	2.30	61.1	230,041
2014	22,268	\$673,584,732	\$30,249	\$50,611	43.6	28.3%	3,536	5.5%	200	11,387	10,413	2.30	61.1	230,041
2015	22,268	\$673,584,732	\$30,249	\$50,611	43.6	28.3%	3,445	4.5%	200	11,387	10,413	2.30	61.1	230,041
2016	22,268	\$673,584,732	\$30,249	\$50,611	43.6	28.3%	3,322	4.9%	200	11,387	10,413	2.30	61.1	230,041
2017	22,268	\$673,584,732	\$30,249	\$50,611	43.6	28.3%	3,254	5.1%	200	11,387	10,413	2.30	61.1	230,041
2018	22,268	\$673,584,732	\$30,249	\$50,611	43.6	28.3%	3,197	4.4%	200	11,387	10,413	2.30	61.1	230,041
2019	22,268	\$673,584,732	\$30,249	\$50,611	43.6	28.3%	3,181	3.8%	200	11,387	10,413	2.30	61.1	230,041
2020	22,268	\$673,584,732	\$30,249	\$50,611	43.6	28.3%	3,042	8.4%	200	11,387	10,413	2.30	61.1	230,041

(1) Source: U.S. Bureau of the Census 2010

(2) Source: Computation of per capita personal income multiplied by population

(3) Source: U.S Bureau of Labor Statistics

(4) Source: Willoughby-Eastlake Board of Administration and ODE Website

**CITY OF WILLOUGHBY, OHIO**  
*Income Tax Filers by Income Level*  
**TAX YEARS 2019 and 2011**

<u>Income Range</u>	<b>2019 (1) (2)</b>			
	<u>Number of Filers</u>	<u>Percent of Filers</u>	<u>Taxable Income</u>	<u>Percent of Taxable Income</u>
\$ 100,000 and Over	1,736	20.23%	\$290,461,945	50.5%
75,000-99,999	997	11.62%	86,279,420	15.0%
50,000-74,999	1,526	17.79%	93,803,463	16.3%
25,000-49,999	2,129	24.81%	80,107,757	13.9%
Under 25,000	2,192	25.55%	24,612,398	4.3%
Total	<u>8,580</u>	<u>100.00%</u>	<u>\$575,264,983</u>	<u>100.0%</u>

<u>Income Range</u>	<b>2011 (1) (2)</b>			
	<u>Number of Filers</u>	<u>Percent of Filers</u>	<u>Taxable Income</u>	<u>Percent of Taxable Income</u>
\$ 100,000 and Over	1,134	12.76%	\$187,042,010	39.2%
75,000-99,999	954	10.73%	82,330,687	17.2%
50,000-74,999	1,479	16.64%	91,026,615	19.1%
25,000-49,999	2,245	25.25%	83,063,235	17.4%
Under 25,000	3,078	34.62%	34,053,560	7.1%
Total	<u>8,890</u>	<u>100.00%</u>	<u>\$477,516,107</u>	<u>100.0%</u>

Source: Regional Income Tax Agency as of May 28, 2021

(1) Information for 2020 was not fully available

(2) Taxable Income of residents of the City. Willoughby is a mandatory filing city but offers 100% reciprocity for up to 2% of withholdings paid to another work city.

<b>CITY OF WILLOUGHBY, OHIO</b> <b>FULL-TIME CITY EMPLOYEES BY FUNCTION/PROGRAM</b> <b>LAST TEN YEARS</b>
---

<u>FUNCTION/PROGRAM</u>	<u>2011</u>	<u>2012</u>	<u>2013</u>	<u>2014</u>	<u>2015</u>	<u>2016</u>	<u>2017</u>	<u>2018</u>	<u>2019</u>	<u>2020</u>
<b><u>Governmental</u></b>										
<b>General Government</b>										
Council	7	7	7	7	8	8	8	8	8	8
Mayor	1	1	1	1	1	1	1	1	1	1
Law	2	2	2	2	2	2	2	3	3	3
Personnel	1	1	1	0	1	1	1	1	1	1
Court	24	25	25	24	24	24	24	25	23	20
Building & Grounds	7	7	7	7	7	7	7	7	7	7
Finance	9	9	9	9	9	9	9	8	8	8
Service	4	4	4	4	4	4	5	5	5	4
Vehicle Maintenance	3	3	3	3	3	3	3	4	4	3
<b>Security of Persons and Property</b>										
Police	58	57	57	55	57	57	57	57	56	57
Fire	41	41	41	41	41	41	42	41	41	41
<b>Public Health and Welfare</b>										
Cemetery	2	2	2	2	2	2	2	2	2	2
<b>Community Environment</b>										
Building	7	7	7	8	7	7	7	7	7	7
Community Development	2	2	2	2	1	1	1	2	2	2
<b>Leisure Time Activities</b>										
Parks	4	4	4	4	4	4	4	4	4	4
Recreation	7	7	7	7	7	7	6	7	7	6
<b>Transportation</b>										
Street	8	7	8	9	9	9	9	9	9	8
Traffic	2	2	2	2	2	2	2	2	2	2
Total Governmental	<u>189</u>	<u>188</u>	<u>189</u>	<u>187</u>	<u>189</u>	<u>189</u>	<u>190</u>	<u>193</u>	<u>190</u>	<u>184</u>
<b><u>Business-Type</u></b>										
<b>Sewer</b>										
Sewer	7	7	7	7	7	7	6	6	6	5
WPC	19	18	18	18	17	17	16	17	17	16
<b>Airport</b>	1	1	0	0	0	0	0	0	0	0
<b>Golf Course</b>	3	3	3	4	4	4	4	4	4	3
Total Business-Type	<u>30</u>	<u>29</u>	<u>28</u>	<u>29</u>	<u>28</u>	<u>28</u>	<u>26</u>	<u>27</u>	<u>27</u>	<u>24</u>
<b>Totals</b>	<u>219</u>	<u>217</u>	<u>217</u>	<u>216</u>	<u>217</u>	<u>217</u>	<u>216</u>	<u>220</u>	<u>217</u>	<u>208</u>

Source: City of Willoughby Finance Dept.

**CITY OF WILLOUGHBY, OHIO**  
**OPERATING INDICATORS BY FUNCTION/PROGRAM**  
**LAST TEN YEARS**

<b><u>OPERATING INDICATORS BY FUNCTION/PROGRAM</u></b>	<b><u>2011</u></b>	<b><u>2012</u></b>	<b><u>2013</u></b>	<b><u>2014</u></b>	<b><u>2015</u></b>	<b><u>2016</u></b>	<b><u>2017</u></b>	<b><u>2018</u></b>	<b><u>2019</u></b>	<b><u>2020</u></b>
<b><u>Governmental</u></b>										
<b>General Government</b>										
Council - Ordinances & Resolutions	157	132	139	125	145	135	135	162	119	128
Personnel - Civil Service Exams (taken)	46	240	11	88	91	111	11	195	182	82
Court - Number of cases	15,892	14,917	17,110	16,370	15,165	15,060	14,943	15,685	16,010	11,832
Finance										
Number of A/P checks processed	5,973	6,033	6,053	5,934	6,005	6,208	6,047	5,616	5,031	4,403
Number of purchase orders issued	899	869	899	925	849	904	941	939	997	828
<b>Security of Persons and Property</b>										
Police										
Total Arrests & other Citations	4,564	4,036	4,577	6,179	4,654	4,935	4,967	3,914	3,441	1,941
Parking Citations	2,590	2,412	2,346	3,373	2,857	2,584	2,275	2,021	1,750	742
Fire										
Total Number of Calls	4,915	4,855	4,915	5,037	5,183	5,249	5,207	5,601	5,673	4,941
<b>Public Health and Welfare</b>										
Cemetery (plots sold)	53	72	73	80	61	74	93	88	84	84
<b>Community Environment</b>										
Building										
Building Permits Issued	801	833	1,008	755	803	695	700	754	794	783
Inspections - Residential	2,807	2,613	2,674	2,427	2,228	2,241	1,636	2,040	2,917	2,676
- Comm/Industrial	591	700	564	646	764	837	549	551	521	478
<b>Leisure Time Activities</b>										
Parks - Program Participants	373	390	471	382	452	546	463	460	551	0
Pools - Attendance	65,126	73,130	62,318	40,586	42,123	44,215	34,320	31,283	33,518	0
Senior Center - Membership	1,289	1,318	1,518	1,698	1,939	1,861	1,981	1,726	2,535	1,843
- Attendance	34,260	30,322	29,689	30,558	31,146	27,402	31,877	32,290	35,710	11,359
<b><u>Business-Type</u></b>										
<b>Sewer</b>										
Sewer - Point of Sale Inspections	240	241	292	292	319	325	378	402	372	185
<b>WPCC</b>										
Flow Data MG (millions of gallons)	3,098	2,291	2,366	2,306	2,235	2,121	2,354	2,427	2,220	2,382
<b>Golf Course</b>										
Rounds of golf	33,525	41,363	36,031	38,225	39,928	38,790	36,354	33,013	32,322	33,669

Source: Various Willoughby Departments

**CITY OF WILLOUGHBY, OHIO**  
**CAPITAL ASSET STATISTICS BY FUNCTION/PROGRAM**  
**LAST TEN YEARS**

<b>FUNCTION/PROGRAM</b>	<b>2011</b>	<b>2012</b>	<b>2013</b>	<b>2014</b>	<b>2015</b>	<b>2016</b>	<b>2017</b>	<b>2018</b>	<b>2019</b>	<b>2020</b>
<b>Governmental Capital Assets</b>										
<b>General Government</b>										
Other Departmental Vehicles	44	45	40	40	42	41	40	46	47	44
City Hall Square Footage	25,884	25,884	25,884	25,884	25,884	25,884	25,884	25,884	25,884	25,884
Municipal Court Square Footage	30,950	30,950	30,950	30,950	30,950	30,950	30,950	30,950	30,950	30,950
<b>Security of Persons and Property</b>										
<b>Police</b>										
Number of Stations	1	1	1	1	1	1	1	1	1	1
Number of Vehicles	32	32	30	30	30	30	32	33	31	33
Square Footage of Building	28,924	28,924	28,924	28,924	28,924	28,924	28,924	28,924	28,924	28,924
<b>Fire</b>										
Number of Stations	2	2	2	2	2	2	2	2	2	2
Number of Vehicles	18	17	17	17	17	17	17	17	17	18
Square Footage of Buildings	37,878	37,878	37,878	37,878	37,878	37,878	37,878	37,878	37,878	37,878
<b>Public Health and Welfare</b>										
<b>Cemetery</b>										
Number of Cemeteries	2	2	2	2	2	2	2	2	2	2
Number of Acres	50	50	50	50	50	50	50	50	50	50
Number of Vehicles	2	2	2	2	2	2	2	2	2	3
<b>Community Environment</b>										
<b>Building &amp; Zoning</b>										
Number of Vehicles	5	5	5	5	4	4	4	5	4	4
<b>Leisure Time Activities</b>										
Number of Parks	14	14	14	14	14	14	14	14	14	14
Parks Acreage	153	153	153	153	153	153	153	153	153	153
Number of Swimming Pools	2 large / 1sm	2 large / 1sm	2 large / 1sm	2 large / 1sm	2 large / 1sm	2 large / 1sm	2 large / 1sm	2 large / 1sm	2 large / 1sm	2 large / 1sm
Number of Ballfields	15	15	15	15	15	15	15	15	15	15
Recreation - Senior Center	1	1	1	1	1	1	1	1	1	1
Senior Center Square Footage	31,974	31,974	31,974	31,974	31,974	31,974	31,974	31,974	20,095	20,095
Number of Vehicles	14	13	12	11	11	11	12	12	12	12
<b>Transportation</b>										
Miles of Streets	92	92	94	96	96	96	96	96	96	96
Number of Street Lights	3,071	3,075	3,093	3,100	3,104	3,104	3,104	3,104	3,110	3,110
Number of Traffic Lights	354	354	354	354	354	354	354	354	354	354
<b>Business-Type Capital Assets</b>										
<b>Sewers</b>										
Miles of Sanitary Sewers	93	103	104	106	106	106	106	125	126	126
Miles of Storm Sewers	92	102	103	105	105	105	105	125	126	126
<b>Airport</b>										
Number of Runways	2	2	2	0	0	0	0	0	0	0
<b>Golf Course</b>										
Number of Holes	18	18	18	18	18	18	18	18	18	18
Number of Acres	141	141	141	141	141	141	141	141	141	141
Number of Vehicles	3	3	2	2	2	2	2	2	2	2

Sources: Various Willoughby Departments

HISTORY

FAMILY

FUN

PROGRESS



# OHIO AUDITOR OF STATE KEITH FABER



**CITY OF WILLOUGHBY**

**LAKE COUNTY**

## **AUDITOR OF STATE OF OHIO CERTIFICATION**

This is a true and correct copy of the report, which is required to be filed pursuant to Section 117.26, Revised Code, and which is filed in the Office of the Ohio Auditor of State in Columbus, Ohio.



**Certified for Release 8/10/2021**

88 East Broad Street, Columbus, Ohio 43215  
Phone: 614-466-4514 or 800-282-0370

This report is a matter of public record and is available online at  
[www.ohioauditor.gov](http://www.ohioauditor.gov)