



OHIO AUDITOR OF STATE
KEITH FABER



CLEVELAND PUBLIC LIBRARY
CUYAHOGA COUNTY
DECEMBER 31, 2020

TABLE OF CONTENTS

TITLE	PAGE
Independent Auditor's Report on Internal Control Over Financial Reporting and on Compliance and Other Matters Required By <i>Government Auditing Standards</i>	1
Attachment: Comprehensive Annual Financial Report (CAFR)	

This page intentionally left blank.

OHIO AUDITOR OF STATE KEITH FABER



Lausche Building, 12th Floor
615 Superior Avenue, NW
Cleveland, Ohio 44113-1801
(216) 787-3665 or (800) 626-2297
NortheastRegion@ohioauditor.gov

INDEPENDENT AUDITOR'S REPORT ON INTERNAL CONTROL OVER FINANCIAL REPORTING AND ON COMPLIANCE AND OTHER MATTERS REQUIRED BY GOVERNMENT AUDITING STANDARDS

Cleveland Public Library
Cuyahoga County
325 Superior Avenue
Cleveland, Ohio 44114

To the Board of Trustees:

We have audited, in accordance with auditing standards generally accepted in the United States and the Comptroller General of the United States' *Government Auditing Standards*, the financial statements of the governmental activities, each major fund, and the aggregate remaining fund information of the Cleveland Public Library, Cuyahoga County, (the Library) as of and for the year ended December 31, 2020, and the related notes to the financial statements, which collectively comprise the Library's basic financial statements and have issued our report thereon dated June 15, 2021, wherein we noted the financial impact of COVID-19 and the continuing emergency measures which may impact subsequent periods of the Library.

Internal Control Over Financial Reporting

As part of our financial statement audit, we considered the Library's internal control over financial reporting (internal control) as a basis for designing audit procedures appropriate in the circumstances to the extent necessary to support our opinions on the financial statements, but not to the extent necessary to opine on the effectiveness of the Library's internal control. Accordingly, we have not opined on it.

A *deficiency in internal control* exists when the design or operation of a control does not allow management or employees, when performing their assigned functions, to prevent, or detect and timely correct misstatements. A *material weakness* is a deficiency, or combination of internal control deficiencies resulting in a reasonable possibility that internal control will not prevent or detect and timely correct a material misstatement of the Library's financial statements. A *significant deficiency* is a deficiency, or a combination of deficiencies, in internal control that is less severe than a material weakness, yet important enough to merit attention by those charged with governance.

Our consideration of internal control was for the limited purpose described in the first paragraph of this section and was not designed to identify all internal control deficiencies that might be material weaknesses or significant deficiencies. Given these limitations, we did not identify any deficiencies in internal control that we consider material weaknesses. However, unidentified material weaknesses may exist.

Compliance and Other Matters

As part of reasonably assuring whether the Library's financial statements are free of material misstatement, we tested its compliance with certain provisions of laws, regulations, contracts, and grant agreements, noncompliance with which could directly and materially affect the financial statements. However, opining on compliance with those provisions was not an objective of our audit and accordingly, we do not express an opinion. The results of our tests disclosed no instances of noncompliance or other matters we must report under *Government Auditing Standards*.

Purpose of this Report

This report only describes the scope of our internal control and compliance testing and our testing results, and does not opine on the effectiveness of the Library's internal control or on compliance. This report is an integral part of an audit performed under *Government Auditing Standards* in considering the Library's internal control and compliance. Accordingly, this report is not suitable for any other purpose.



Keith Faber
Auditor of State
Columbus, Ohio

June 15, 2021



Cleveland Public Library • Cleveland, Ohio
**COMPREHENSIVE ANNUAL
FINANCIAL REPORT**

For the Year Ended December 31, 2020






Cleveland Public Library • Cleveland, Ohio
**COMPREHENSIVE ANNUAL
FINANCIAL REPORT**

For the Year Ended December 31, 2020













Issued by

Carrie Krenicky, Chief Financial Officer





INTRODUCTORY



Cleveland Public Library
Comprehensive Annual Financial Report
For the Year Ended December 31, 2020
Table of Contents

	Page
I. Introductory Section	
Table of Contents	i
Letter of Transmittal	v
List of Principal Officials.....	xiv
Organizational Chart.....	xv
GFOA Certificate of Achievement	xvi
 II. Financial Section	
Independent Auditor’s Report.....	1
Management’s Discussion and Analysis.....	4
 Basic Financial Statements	
Government-wide Financial Statements:	
Statement of Net Position	14
Statement of Activities.....	16
 Fund Financial Statements:	
Balance Sheet – Governmental Funds	17
Reconciliation of Total Governmental Fund Balances to Net Position of Governmental Activities.....	18
Statement of Revenues, Expenditures and Changes In Fund Balances – Governmental Funds....	19
Reconciliation of the Statement of Revenues, Expenditures and Changes in Fund Balances of Governmental Funds to the Statement of Activities	20
Statement of Revenues, Expenditures and Changes in Fund Balance – Budget (Non-GAAP Basis) and Actual	
General Fund.....	21
CLEVNET Fund	22
Statement of Fiduciary Assets and Liabilities – Custodial Fund	23
Statement of Changes in Fiduciary Net Position – Custodial Fund.....	24
Notes to the Basic Financial Statements	25

Cleveland Public Library
Comprehensive Annual Financial Report
For the Year Ended December 31, 2020
Table of Contents (continued)

Required Supplementary Information

Schedule of the Library's Proportionate Share of the Net Pension Liability – Ohio Public Employees Retirement System - Traditional Plan – Last Seven Years	72
Schedule of the Library's Proportionate Share of the Net Pension Asset – Ohio Public Employees Retirement System - Combined Plan – Last Three Years	74
Schedule of the Library's Proportionate Share of the Net OPEB Liability – Ohio Public Employees Retirement System - OPEB Plan – Last Four Years	75
Schedule of the Library's Contributions – Ohio Public Employees Retirement System - Last Eight Years	76
Notes to Required Supplementary Information	78

Combining and Individual Fund Statements and Schedules:

Combining Statements – Nonmajor Governmental Funds:

Fund Descriptions	80
Combining Balance Sheet – Nonmajor Governmental Funds	86
Combining Statement of Revenues, Expenditures and Changes in Fund Balances – Nonmajor Governmental Funds	87
Combining Balance Sheet – Nonmajor Special Revenue Funds	88
Combining Statement of Revenues, Expenditures and Changes in Fund Balances – Nonmajor Special Revenue Funds	93
Combining Balance Sheet – Nonmajor Permanent Funds	98
Combining Statement of Revenues, Expenditures and Changes in Fund Balances – Nonmajor Permanent Funds	101

Cleveland Public Library
Comprehensive Annual Financial Report
For the Year Ended December 31, 2020
Table of Contents (continued)

Individual Fund Schedules of Revenues, Expenditures/Expenses and Changes in
Fund Balance/Equity – Budget (Non-GAAP Basis) and Actual

Major Funds

General Fund.....	106
CLEVNET Fund	107
Construction Fund.....	108

Nonmajor Funds

Anderson Fund.....	109
Endowment for the Blind Fund.....	110
Founders Fund	111
Kaiser Fund	112
Kraley Fund	113
Library Fund	114
Pepke Fund	115
Wickwire Fund	116
Wittke Fund	117
Young Fund	118
Judd Fund	119
Ohio Library for the Blind and Physically Disabled (OLBPD) Fund.....	120
Lockwood Thompson Memorial Fund	121
Ohio Center for the Book Fund	122
Schweinfurth Fund.....	123
Learning Centers Fund.....	124
MyCom Fund.....	125
Early Literacy Fund	126
Tech Centers Fund.....	127
Rice Solar Panel System Fund.....	128
Coronavirus Relief Fund.....	129
Debt Service Fund.....	130
Building and Repair Fund.....	131
Abel Fund	132
Ambler Fund.....	133
Beard Fund	134
Klein Fund	135
Malon/Schroeder Fund.....	136
McDonald Fund	137
Ratner Fund	138
Root Fund	139
Sugarman Fund	140
Thompson Fund	141
Weidenthal Fund.....	142
White Fund	143
Beard Anna Young Fund	144
Paulson Fund.....	145

Cleveland Public Library
Comprehensive Annual Financial Report
For the Year Ended December 31, 2020
Table of Contents (continued)

III. Statistical Section

Statistical Section Description	S1
Net Position by Component – Last Ten Years.....	S2
Changes in Net Position – Last Ten Years	S4
Fund Balances, Governmental Funds – Last Ten Years.....	S6
Changes in Fund Balances, Governmental Funds – Last Ten Years	S8
Assessed and Estimated Actual Value of Taxable Property – Last Ten Years.....	S10
Property Tax Rates – Direct and Overlapping Governments – Last Ten Years	S12
Real Property and Public Utility Tax Levies and Collections – Last Ten Years	S16
Principal Real Property Taxpayers – 2020 and 2011.....	S18
Ratios of Outstanding Debt to Total Personal Income and Debt Per Capita – Last Two Years.....	S19
Pledged Revenue Coverage Public Library Fund – Last Two Years.....	S20
Computation of Direct and Overlapping Debt Attributable to Governmental Activities – December 31, 2020	S21
Principal Employers – Current Year and Nine Years Ago	S22
Demographic and Economic Statistics – Last Ten Years	S23
Full-Time Equivalent Library Employees by Function/Program – Last Ten Years	S24
Capital Assets Statistics	
By Neighborhood Branches– Last Ten Years.....	S28
By Main Library, Lake Shore Facility and Woodland Annex – Last Ten Years.....	S38
Operating Indicators – Last Ten Years	S40



June 15, 2021

BOARD OF TRUSTEES

Maritza Rodriguez
President

John M. Hairston, Jr.
Vice President

Thomas D. Corrigan
Secretary

Alice G. Butts

Anthony Parker

Alan Seifullah

Teleange' Thomas

Felton Thomas, Jr.
Executive Director & CEO

To the Citizens of the Cleveland Metropolitan School District and the Board of Trustees of the Cleveland Public Library:

We are pleased to submit to you the Comprehensive Annual Financial Report of the Cleveland Public Library (the Library) for the fiscal year ended December 31, 2020. This is the tenth year in a row that the Library has submitted its financial report within the broader framework of a *comprehensive annual financial report*. This report format provides the Library with a better way to communicate its financial position with the public. In a comprehensive annual financial report, financial information is put within a larger context that provides the reader with the opportunity to understand how the Library functions and the environment in which it operates.

Ohio Revised Code Section 117.38 requires that the Library, as a public office, file a financial report for each fiscal year. The Library's financial report conforms with generally accepted accounting principles (GAAP). The law requires that a financial report of this type be filed with the Auditor of State within 150 days after the close of the fiscal year. At the time the report is filed with the Auditor of State, the Library's Chief Fiscal Officer is required to publish a notice in the newspaper that the report has been completed and is available for public inspection.

The Library's management assumes full responsibility for the contents of this report. The financial statements in the report are the work of library management, not the work of independent auditors.

To compile the information for the financial statements in conformity with GAAP, the Library has a comprehensive framework of internal control in place. Because the cost of internal control should not outweigh the benefit, the framework has been designed to provide reasonable—not absolute—assurance that the financial statements are free from material misstatement.

Ohio law requires independent audits to be performed on all financial operations of the Library either by the Ohio Auditor of State or an independent public accounting firm, if permitted by the Auditor of State. The Ohio Auditor of State has rendered an opinion on the Library's financial statements as of December 31, 2020, and the Independent Auditor's Report on the basic financial statements is included in the financial section of this report.

Immediately following the independent auditor's report is a narrative introduction, overview and analysis of the basic financial statements, entitled *Management's Discussion & Analysis* (MD&A). This letter of transmittal is meant to complement the MD&A, and is best read in conjunction with it.

PROFILE OF GOVERNMENT

Reporting Entity

Cleveland Public Library is organized as a school district library under the laws of the State of Ohio, and is one of nine public library systems in Cuyahoga County. The Library's legal service area shares the boundaries of the Cleveland Metropolitan School District (CMSD): approximately 77 square miles and home to nearly 400,000 citizens.

A seven-member board of trustees appointed by the CMSD Board of Education governs the Library. The trustees are appointed for a term of seven years with one term expiring each year. They meet monthly from September to June and serve without compensation.

Although the Library is fiscally independent of the school district, the Board of Education does serve in a ministerial capacity as the taxing authority for the Library. The Board of Library Trustees decides whether to request approval of a tax levy, as well as the role and purpose of the levy. Once such decisions are made, the Board of Education must place the levy on the ballot.

The administration of the Library is the responsibility of Executive Director Felton Thomas. His executive leadership team consists of the chief financial officer, chief equity, education and engagement officer, chief operations officer, chief talent officer, chief communications and marketing officer, chief external relations and development officer, special assistant to the director, and the directors of public services and collection services.

Services

Since its beginning in 1869, the Library has evolved with the City of Cleveland. As the City grew, so did the Library and the range of services it offered. It opened as the "Public School Library" for the Cleveland Board of Education with 5,800 books. By the 1890s, the Library recognized the need for services at the neighborhood level for children who could not travel to the downtown facility, and opened four branch libraries in rented buildings. A branch building program started in 1903 with a donation from Andrew Carnegie. From 1903 to 1914, a total of \$590,000 in funding was received and eleven branches were built. Today, there are 27 branches spread throughout the city.

For 56 years, the Main Library was in a series of temporary and rented spaces. In 1925, Main Library opened to the public in a new building located in the Group Plan of Cleveland, where all the public buildings surrounding the Mall are designed in a similar classical style. In 1991, a \$90 million bond issue was approved by voters for the renovation of the Main Library and for the construction of a new 267,000 square foot annex named the Louis Stokes Wing, dedicated on April 12, 1997.

By this time, the Library's collection had grown to over 10 million items, making it one of the most important public library collections in the country. Additional space was needed to house books that were requested less frequently but were still of value to the community. A former high school building nine miles east of downtown was purchased and converted into a multi-use facility. In addition to the storage area for half a million books and bound periodicals, the Cleveland Public Library Lake Shore Facility contains a branch library for the neighborhood, the Ohio Library for the Blind & Physically Disabled, a staff training center, meeting rooms, the stockroom for the library system, and all the "behind-the-scenes" departments that purchase, catalog, and process library books and other materials.

This infrastructure exists to provide service to the public. The Library's service model has the Main Library at its center where most of the books, DVDs and CDs are housed. Neighborhood branches have smaller

collections but library patrons can use the online catalog to request materials and have them delivered to a conveniently located facility. Each facility in the system provides library patrons with access, not only to books and other materials such as movies, musical recordings and audio books, but also access to technology. Over 730 computers are available for personal use and one-on-one instruction by library staff.

The Library was an early adopter of computer technology and was at the forefront of efforts to automate library functions. The Library started a major investment in technology in 1979. Within two years, automated circulation control was begun in eleven of the busiest branch libraries and extended to all branches by the next year. The Library made a commitment to share its database and its equipment with other neighboring libraries. Cleveland Heights-University Heights Public Library joined the automated circulation system and online catalog in 1982, marking the birth of the CLEVNET resource-sharing network. From that beginning, CLEVNET has grown to 46 library systems in 12 counties across northeast Ohio, serving more than 1.2 million people. Each month, Cleveland Public Library normally shares over 70,000 items from its collection with the other CLEVNET-member libraries.

Budget

The majority of the Library's funding comes from property taxes and the State of Ohio's Public Library Fund (PLF). The PLF provides approximately 36 percent of the Library's revenues, whereas the levied mills (8.8) account for 57 percent (property taxes) of the revenues on a cash basis. The remaining revenue comes from homestead and rollback taxes, grants, fines, fees, and investment earnings.

During the State's biennium budget (HB 153), July 1, 2011 through June 30, 2013, the PLF was derived from a specific dollar amount of the State's total general tax revenue. Beginning August 1, 2011 through June 30, 2014, the PLF received a specific dollar amount equal to 95 percent of the amount distributed during the July 2010 through June 2011 base year. HB 153 made significant changes to prominent revenue sharing and tax reimbursement programs, including the PLF. It returned the PLF to a percentage of general revenue fund (GRF) taxes for fiscal year 2014 and beyond. This percentage was computed by dividing fiscal year 2013 PLF distributions by fiscal year 2013 actual GRF tax revenues, which has calculated out to be 1.66 percent. Statutorily, the Public Library Fund (PLF) receives 1.66 percent of the revenue from all State General Revenue tax sources. The State's biennium budget (HB 64), July 1, 2015 through June 30, 2017, temporarily increased this percentage to 1.7 percent. The State's biennium budget (HB 49), July 1, 2017 through June 30, 2019 temporarily decreased the statutory percentage to 1.68 percent from HB 64. The State's biennium budget HB 166 (133rd General Assembly) temporarily increased this percentage to 1.7 percent for FY 2020 and FY 2021.

The tangible personal property (TPP) replacement payments to local governments and schools from the tax reform passed in 2005 was phased out and the last collection year for the Library was in 2017.

The budget process for the Library begins each spring and is presented to the board in May for approval. The budget is then sent to the Cleveland Metropolitan School District (CMSD) Board of Education and a public hearing is held at its June meeting. The CMSD Board of Education has fiduciary responsibility to move the Library's budget through the hearing and approval process, but cannot alter the budget nor provide input to the budget. Once the Library's budget is approved at the CMSD June meeting, the CMSD Board of Education forwards the budget to the Cuyahoga County Budget Commission. The County Budget Commission presents the budgets for all libraries in the county at a September public meeting. This public meeting is not to decide Cleveland Public Library's budget; the Library has an agreement with the Cuyahoga County Budget Commission County through December 2021 as to how the Public Library Fund (PLF) revenues should be distributed among the nine library systems within the County. Were this agreement not in place, a public hearing would be called to decide the distribution of funds. The Library's

current agreement with the Cuyahoga County Budget Commission is the extension of a prior agreement stating that the Library receives 41.18430 percent of Cuyahoga County's PLF entitlement, up to the amount distributed in 2007 by what was then called the Library and Local Government Support Fund (LLGSF); should PLF receipts exceed the amount distributed to the libraries in the 2007 Base Year, Cleveland Public Library will receive 31.17 percent of the excess.

THE LIBRARY'S ECONOMIC CONDITION

According to analysts at the Federal Reserve Bank of Cleveland, the economy in the region contracted sharply in the second half of March 2020, as business disruptions resulting from COVID-19 mitigation efforts spread quickly. Employment fell significantly as firms realigned their staff with suddenly diminished demand for their goods and services. There was very little new hiring taking place, and most industries reported cutting hours, staff, or both. Of those firms that cut staff, the majority furloughed workers rather than firing them outright, with the hope of bringing them back once business activity resumed. Employers appeared eager to do everything in their power to help underutilized workers. Many reportedly increased wages temporarily for essential workers whose hours had been cut, while others extended healthcare benefits to furloughed workers or offered them help finding new employment. Banks, grocery stores, and health services firms were among the few industries that did not cut back on staffing. Outside of the temporary pay increases, upward wage pressures generally diminished. Consumer spending decreased materially, with restaurants, tourism, and nonessential retail spending particularly hard hit. Manufacturers' orders declined amid virus-related work stoppages along with pullbacks in capital equipment spending.

As the year went on, the economy deteriorated further. Firms across a broad range of sectors reported declines in customer demand. The shutting of physical stores and reduced travel because of the coronavirus pandemic kept sales weak for retailers and hospitality establishments. Relatively strong areas of economic activity included grocery sales and business lending. Firms responded to weak customer demand by reducing staff levels and in some cases by cutting wages.

After declining sharply in March and April, the economy expanded mid-year as some firms resumed business operations, bringing back idled workers slowly, but unlikely to rehire all of them in the near term. Wages, non-labor costs, and selling prices were generally flat-to-down during this period.

By the fall, economic activity began to increase at a moderate pace, according to the Federal Reserve. The general improvement was evident across broad industry breakouts, but there was considerable variation within them. For example, spending on interest rate-sensitive goods (such as homes and light vehicles) was particularly robust, while spending in high-contact services segments (such as accommodation and food services) remained weak. The modest increase in customer demand was accompanied by an uptick in staffing levels. Supply chain constraints and higher costs of freight and some materials pushed up input prices, and a greater share of firms were able to increase selling prices. While most firms expected demand to increase further in coming months, capital spending remained soft as firms continued to hold on to cash amid persistent uncertainty surrounding the pandemic.

The economy in the region expanded only slightly at the end of 2020, as it lost some momentum amid rising COVID-19 cases. The pandemic adversely affected both the demand for and supply of goods and services. Household demand softened as retailers, restaurants, and hotels reported weaker sales. By contrast, demand was solid for manufacturers, freight haulers, and professional and business services firms, although labor constraints, exacerbated by rising COVID-19 cases, made it difficult for production to keep up with demand.

Labor demand increased modestly, on average, in spite of the broader slowdown in economic growth. Labor demand was strongest for those firms in sectors that reported strong increases in demand for their goods and services: professional and business services, freight and transportation, and manufacturing. Wage pressures were elevated relative to earlier in the pandemic. Some firms raised wages to fill open positions and to minimize turnover; others paid bonuses to thank employees for working through a difficult year.

It was a difficult year, indeed, for our community as the COVID-19 pandemic presented health, financial, and emotional struggles. Throughout the year, responding to the pandemic demanded much of our attention as we worked to protect our staff and the public while continuing to provide the important resources that benefit our communities.

When the Library closed its doors to help slow the spread of COVID-19 in March 2020, it marked our institution's first extended emergency closure since the 1918 influenza pandemic—and one that would turn out to be far more extensive than any of us could predict. Our buildings remained closed until June, when we welcomed staff back and began serving patrons through curbside, walkup, and drive-through services before cautiously reopening our libraries for browsing later that summer. Ever since, we've redoubled our efforts to find innovative ways to serve our patrons and our communities during this ongoing global crisis.

As the pandemic wore on, we closely monitored local COVID-19 cases and public health guidance to inform our decisions of when to remain open and when to close our buildings to the public. All the while, we strived to help patrons while protecting public health. We instituted a text messaging system to help patrons more quickly and safely pick up their materials, as well as an "Ask CPL" website service so librarians could help patrons at safe digital distance. We offered virtual storytimes, job assistance, legal assistance, and educational programs, along with virtual author and community events.

Our efforts during the pandemic extended beyond our own library services to lend a hand to our first responders and essential workers. Our TechCentral staff 3-D printed more than 2,000 face shields for local emergency responders as well as another 400 face shields for the Cuyahoga Metropolitan Housing Authority to distribute to its police officers and employees who conduct home visits. Additionally, we partnered with MetroHealth to educate, train, and counsel our staff about COVID-19 as we prepared to reopen our buildings.

At the heart of every decision we made this year, we prioritized safety for our staff and patrons. We required masks and social distancing in our facilities, increased our sanitization practices, limited patron capacity, instituted time limits on public computers, offered special browsing hours for the immunocompromised, provided masks and cleaning supplies to staff, quarantined returned library materials, and more.

Still, the challenges ran deep. This year has been a struggle for all of us, and our community needs us now more than ever. Cleveland Public Library worked to fill some of these gaps by working with the Greater Cleveland Food Bank to ensure children had access to nutritious meals by providing grab-and-go meals throughout the summer for youth under eighteen.

With schools and libraries closed and many resources going virtual in 2020, access to reliable internet and technology became more crucial than ever. This year, Cleveland Public Library's commitment to fostering equality within our communities extended especially to our efforts to bridge the digital divide in our city.

In 2020, we joined the PCs for People initiative to help get computers and Wi-Fi hotspots into more homes in Cuyahoga County. For those with children in the family, adjusting to virtual learning was not always an easy road. To help families in this department, Rockport Branch offered a space for students to attend virtual

classes in October. The Safe Center for Online Learning (SCOL) provided children with academic assistance to help take pressure off parents struggling to balance work and at-home learning. Students received school supplies, access to computers, and staff support during two-hour sessions in the branch's Best Buy Teen Tech Center. SCOL, which was made possible through a generous grant from Best Buy and The Clubhouse Network, helped meet the needs of families who lack internet access or who simply needed a quiet atmosphere for a child's virtual learning environment.

The COVID-19 pandemic proved economically devastating to many of our community members, and the Library stepped in to help patrons seek jobs or prepare for employment. Partnerships with Ohio Means Jobs, Reach Success, and Digital Learn allowed the Library to offer job training and development programs, job hunting tools, and other resources to help Clevelanders attain their career goals. Online resume and cover letter workshops, along with TechCentral computer classes, helped job hunters learn new skills.

As in-person events and programs were canceled citywide throughout 2020 due to the COVID-19 pandemic, Cleveland Public Library continued to promote literacy and provide critical services to community members of all ages through virtual programs and events. These programs offered a lifeline to those who may have felt isolated or anxious as COVID affected their daily lives and larger community.

While the pandemic created much uncertainty about the state of school and learning in 2020, the Library found creative ways to provide programs and services to support families and teachers during the school year to help students succeed. Students in grades K-12 accessed free virtual tutoring and homework help through the Library. Through our Gale Library resources, educators also received support by accessing digital curriculum content to help their students inside and outside the classroom.

Our Kindergarten readiness program, now called the Young Scholars Academy, helped support children entering Kindergarten through free Zoom or call-in sessions supplemented by mailed materials to help children learn at home. This program assists parents as they help their children learn about goal setting, cooperation, patience, sharing, science, math, literacy, and more.

The Library launched STEM @ Home in 2020, an online robotics and coding course for kids and teens in grades 3-12. Students received a supply kit with everything they needed to build, program, and control mini robots.

As a trailblazer in bringing accessible, free gaming and eSports to the community, Cleveland Public Library maintained CPL Play, its popular gaming series, throughout the pandemic. CPL Play hosted virtual monthly gaming sessions, workshops, and live-streamed events on the Library's Twitch.tv channel to help gamers continue to have fun, compete, and stay connected.

Games aside, young patrons still love to read, which was evident in the enthusiastic participation in December's #CLEReads YA Book Festival, which featured a full day of virtual panel discussions for nearly 500 attendees. In partnership with Cleveland NOW, the 2020 festival's mission remained the same this year even as it went virtual: to promote literacy and foster a love for reading among kids and young adults.

Each week, virtual activities related to Summer Lit League taught youth how to be active in democracy. Weekly democracy-inspired crafts were led in partnership with the Center for Arts-Inspired Learning; special guests offered virtual storytimes; The Music Settlement helped young readers explore books and storytelling through song through Read to the Beat; and moderated discussions, live music, and author visits were on offer throughout the summer.

Despite all the changes and upheaval of 2020, Cleveland Public Library stayed true to its roots by fostering an appreciation for reading and facilitating discussions around books. Throughout the year, the Library held a range of events that allowed patrons to learn from and interact with authors. The Library's esteemed Writers & Readers series, which engages authors, academics, and public figures in discussions surrounding the books and stories that have shaped their lives, began as an in-person event in February, but successfully shifted to a virtual event soon after.

In December, more than 1,000 attendees tuned in to hear lawyer and activist Bryan Stevenson, author of the bestselling memoir *Just Mercy*.

Despite the lockdown, quarantines, and social distancing brought on by the COVID-19 pandemic, Cleveland Public Library continued to serve the community and, through it all, find a way to shine. Once again, the Library received the prestigious Five-Star rating from *Library Journal* in 2020. Additionally, the Library was honored with the John Cotton Dana Award for outstanding library public relations surrounding our 150th anniversary promotion in 2019.

Those accolades help us focus our attention on all the good the Library does for the community and all that we still aim to accomplish in the future. Even as we adjusted to virtual programming and safe, socially distant interaction throughout 2020, we also needed to continue planning for the future, when the world begins opening up again and things become brighter. When that time comes, making progress, effecting change, and serving our patrons won't be possible without safe, accessible, modern facilities, and we're taking steps now to make sure all Clevelanders have the neighborhood libraries they deserve.

The Library's Facilities Master Plan, which outlines our vision to transform every branch library throughout our system in the coming years, saw progress in 2020 as we took steps in the design and planning of the first group of branch libraries slated to be repaired or rebuilt. The Library held community engagement meetings to listen to residents and learn more about their needs, and Library staff worked closely with architects and designers to ensure each branch can best serve its community. Most of all, a focus on diversity and equity was woven into every part of the process in our efforts to make sure our facilities reflect the communities we serve.

Throughout 2020, as plans for branch redesigns were underway, the Library shared in-depth stories surrounding some of the branches in the first group to be transformed, including: Hough Branch, which will receive a newly constructed building using the African Sankofa bird as an inspirational metaphor; West Park Branch, a historic building that will be renovated to restore its historic charm while providing modern amenities; and Woodland Branch, which will receive not only a new building but a larger, reimagined campus with a focus on wellness. Each of these branches, along with the others in our system, will be given a fresh start in the future and offer a reason for the community to look ahead with hope.

This was a difficult year, one that was often burdened by stress, anxiety, and social upheaval. Despite these challenges, 2020 gave Cleveland Public Library the opportunity to examine how we work and serve our patrons and, above all, just how vital our services and programs are. We will carry the lessons learned from 2020 into the years to come, all with a renewed commitment to what matters most: connecting, helping, and serving our communities.

Long-Term Financial Planning

The Library places an emphasis on long-term planning and prepares five and ten-year financial forecasts that is shared regularly with the Board of Library Trustees. Assumptions are an integral part of the forecast and represent what the Library believes are significant factors impacting the forecast. It is updated as material changes to income and expenditures are determined, and it covers both operational and capital needs to maintain and enhance current services and facilities.

In addition to the long-range operating budget, the Library has developed a 10-year Facilities Master Plan (the Master Plan) for capital purposes. The Master Plan provides options for the renovation, expansion, consolidation, or relocation of all of the Library's buildings over the next decade in order to meet the Library's long term goals. We are currently engaged in Group 1 of the Facilities Master Plan, which includes the sale of notes to generate sufficient capital funds to complete Group 1 consisting of 13 Branches and a Central Distribution Facility.

An implementation plan has also been created as part of the Master Plan, recommending that the entire Master Plan be phased in and that a certain number of facilities improvements be implemented initially as a part of Group 1, in order to allow the Library to work within a responsible budget necessary to support the financing for the projects.

In April 2019, the Library Board of Trustees approved the selection of branches in Group 1 at a total cost of \$62,000,000 and authorized the Executive Director to begin the implementation process. In June 2019, the Library Board of Trustees authorized the issuance of notes for Group 1 of the Master Plan. The Library's sale of \$62 million of Public Library Fund Notes on August 15, 2019 was a great success. The all-in interest rate, inclusive of interest costs and costs of issuance, was 2.91 percent for the 30-yr debt offering. These funds must be spent on capital improvements within the next five years

Relevant Financial Policies

All budgetary and financial policies are established by Ohio law and/or the Library Board of Trustees. Budgetary procedures are established by the Library's Fiscal Officer. The implementation of policies and procedures is the responsibility of the Library's Executive Director and Fiscal Officer.

On October 15, 2020, the Cleveland Public Library Board of Trustees revised the Library's Human Resources Manual under the Fleet Vehicle and Transportation policy by rewriting sections that align with the Internal Revenue Service (IRS) regulations and clarify previous sections that were updated by the Board of Library Trustees in September, 2019, regarding overtime and travel. This revision also clarifies what commuting means by defining the employee's home branch.

AWARDS & ACKNOWLEDGMENTS

Awards

The Government Finance Officers Association of the United States and Canada (GFOA) awarded a Certificate of Achievement for Excellence in Financial Reporting to the Cleveland Public Library for its Comprehensive Annual Financial Report for the year ended December 31, 2019. This was the ninth year the Library has prepared a Comprehensive Annual Financial Report and has achieved this prestigious award. In order to be awarded a Certificate of Achievement, a government had to publish an easily readable and efficiently organized Comprehensive Annual Financial Report that satisfied both generally accepted accounting principles and applicable program requirements.

A Certificate of Achievement for Excellence in Financial Reporting is valid for a period of one year only. However, we believe that our current Comprehensive Annual Financial Report continues to meet the Certificate of Achievement for Excellence in Financial Reporting requirements, and we are submitting it to the GFOA to determine its eligibility for another certificate.

Acknowledgments

The preparation of this report would not have been possible without the skill, effort, and dedication of the entire staff of the Financial Services department and the Administrative staff. We wish to thank all Library departments for their assistance in providing the data necessary to prepare this report. Credit also is due to the Board of Library Trustees for their unfailing support for maintaining the highest standards of professionalism in the management of the Cleveland Public Library's finances.


The seven trustees who serve on the Board of the Cleveland Public Library give generously of their time and energy to further the Library's mission. Their careful and judicious oversight continues to guide the Library through challenging times. For their service, the Library's management is most grateful.

The citizens of Cleveland have proudly supported their public library throughout its long history. They continue to challenge us to deliver the highest levels of library service. We thank them for their support as we strive to always be worthy of their trust.

Respectfully submitted,



Carrie Krenicky
Chief Financial Officer/Fiscal Officer



Felton Thomas
Executive Director

CLEVELAND PUBLIC LIBRARY

LIST OF PRINCIPAL OFFICIALS
as of December 31, 2020

BOARD OF LIBRARY TRUSTEES

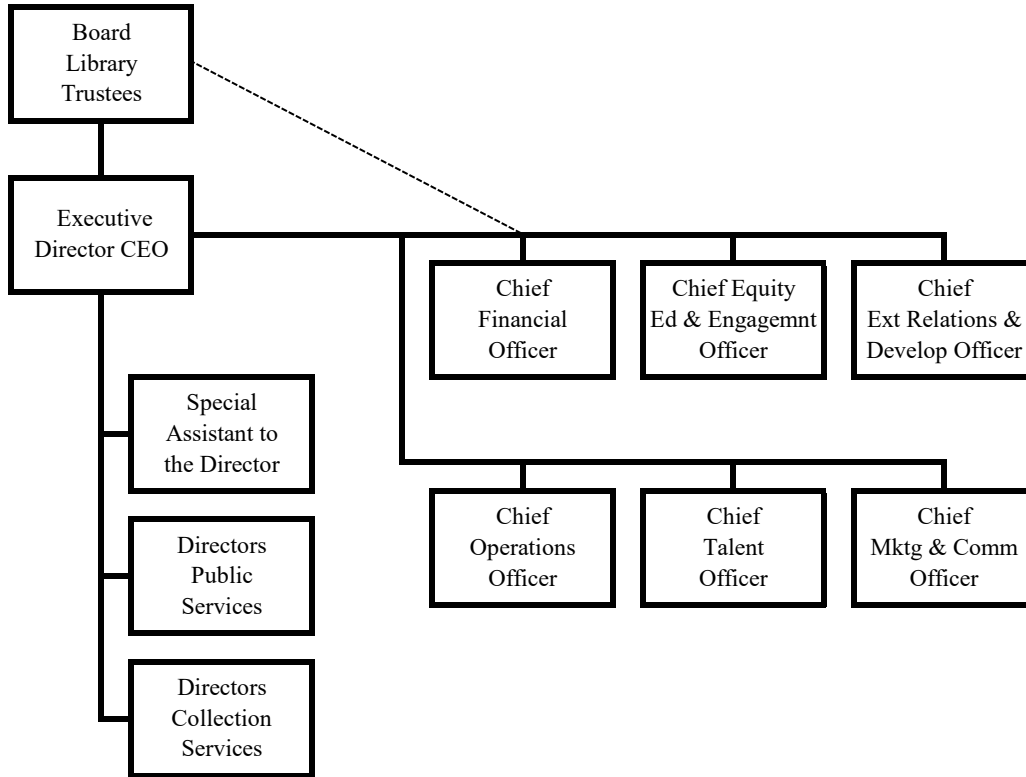
Maritza Rodriguez	President
John M. Hairston.....	Vice President
Thomas D. Corrigan	Secretary
Alice G. Butts	Member
Anthony T. Parker.....	Member
Alan Seifullah	Member
Teleangé Thomas.....	Member

ADMINISTRATIVE STAFF

Felton Thomas	Executive Director/Chief Executive Officer
Carrie Krenicky.....	Chief Financial Officer/Fiscal Officer
Sadie Winlock.....	Chief Equity, Education & Engagement Officer
Shenise Johnson Thomas	Chief External Relations & Development Officer
John Lang.....	Chief Operations Officer
Lynn Sargi.....	Chief Talent Officer
Tana Peckham.....	Chief Marketing & Communications Officer
Timothy Diamond.....	Special Assistant to the Director
John Skrtic	Director of Public Services
Harriette Parks	Director of Public Services
Jean McFarren.....	Director of Collection Services

CLEVELAND PUBLIC LIBRARY

ORGANIZATIONAL CHART





Government Finance Officers Association

Certificate of
Achievement
for Excellence
in Financial
Reporting

Presented to







**Cleveland Public Library
Ohio**

For its Comprehensive Annual
Financial Report
For the Fiscal Year Ended

December 31, 2019










Christopher P. Morill

Executive Director/CEO



FINANCIAL

FINANCIAL



OHIO AUDITOR OF STATE KEITH FABER



Lausche Building, 12th Floor
615 Superior Avenue, NW
Cleveland, Ohio 44113-1801
(216) 787-3665 or (800) 626-2297
NortheastRegion@ohioauditor.gov

INDEPENDENT AUDITOR'S REPORT

Cleveland Public Library
Cuyahoga County
325 Superior Avenue
Cleveland, Ohio 44114

To the Board of Trustees:

Report on the Financial Statements

We have audited the accompanying financial statements of the governmental activities, each major fund, and the aggregate remaining fund information of the Cleveland Public Library, Cuyahoga County, Ohio (the Library), as of and for the year ended December 31, 2020, and the related notes to the financial statements, which collectively comprise the Library's basic financial statements as listed in the table of contents.

Management's Responsibility for the Financial Statements

Management is responsible for preparing and fairly presenting these financial statements in accordance with accounting principles generally accepted in the United States of America; this includes designing, implementing, and maintaining internal control relevant to preparing and fairly presenting financial statements that are free from material misstatement, whether due to fraud or error.

Auditor's Responsibility

Our responsibility is to opine on these financial statements based on our audit. We audited in accordance with auditing standards generally accepted in the United States of America and the financial audit standards in the Comptroller General of the United States' *Government Auditing Standards*. Those standards require us to plan and perform the audit to reasonably assure the financial statements are free from material misstatement.

An audit requires obtaining evidence about financial statement amounts and disclosures. The procedures selected depend on our judgment, including assessing the risks of material financial statement misstatement, whether due to fraud or error. In assessing those risks, we consider internal control relevant to the Library's preparation and fair presentation of the financial statements in order to design audit procedures that are appropriate in the circumstances, but not to the extent needed to opine on the effectiveness of the Library's internal control. Accordingly, we express no such opinion. An audit also includes evaluating the appropriateness of management's accounting policies and the reasonableness of their significant accounting estimates, as well as our evaluation of the overall financial statement presentation.

We believe the audit evidence we obtained is sufficient and appropriate to support our audit opinions.

Opinion

In our opinion, the financial statements referred to above present fairly, in all material respects, the respective financial position of the governmental activities, each major fund, and the aggregate remaining fund information of the Library, as of December 31, 2020, and the respective changes in financial position thereof and the respective budgetary comparisons for the General and CLEVNET Funds thereof for the year then ended in accordance with the accounting principles generally accepted in the United States of America.

Emphasis of Matter

As discussed in Note 21 to the financial statements, the financial impact of COVID-19 and the continuing emergency measures may impact subsequent periods of the Library. We did not modify our opinion regarding this matter.

Other Matters

Required Supplementary Information

Accounting principles generally accepted in the United States of America require this presentation to include *management's discussion and analysis*, and schedules of net pension and other post-employment benefit liabilities and pension and other post-employment benefit contributions listed in the table of contents, to supplement the basic financial statements. Although this information is not part of the basic financial statements, the Governmental Accounting Standards Board considers it essential for placing the basic financial statements in an appropriate operational, economic, or historical context. We applied certain limited procedures to the required supplementary information in accordance with auditing standards generally accepted in the United States of America, consisting of inquiries of management about the methods of preparing the information and comparing the information for consistency with management's responses to our inquiries, to the basic financial statements, and other knowledge we obtained during our audit of the basic financial statements. We do not opine or provide any assurance on the information because the limited procedures do not provide us with sufficient evidence to opine or provide any other assurance.

Supplementary and Other Information

Our audit was conducted to opine on the Library's basic financial statements taken as a whole.

The introductory section, the financial section's combining statements, individual fund statements and schedules and the statistical section information present additional analysis and are not a required part of the basic financial statements.

The statements and schedules are management's responsibility, and derives from and relates directly to the underlying accounting and other records used to prepare the basic financial statements. We subjected this information to the auditing procedures we applied to the basic financial statements. We also applied certain additional procedures, including comparing and reconciling this information directly to the underlying accounting and other records used to prepare the basic financial statements or to the basic financial statements themselves in accordance with auditing standards generally accepted in the United States of America. In our opinion, this information is fairly stated in all material respects in relation to the basic financial statements taken as a whole.

We did not subject the introductory section and statistical section information to the auditing procedures applied in the audit of the basic financial statements and, accordingly, we express no opinion or any other assurance on them.

Other Reporting Required by Government Auditing Standards

In accordance with *Government Auditing Standards*, we will also issue our report dated June 15, 2021, on our consideration of the Library's internal control over financial reporting and our tests of its compliance with certain provisions of laws, regulations, contracts and grant agreements and other matters. That report describes the scope of our internal control testing over financial reporting and compliance, and the results of that testing, and does not opine on internal control over financial reporting or on compliance. That report is an integral part of an audit performed in accordance with *Government Auditing Standards* in considering the Library's internal control over financial reporting and compliance.



Keith Faber
Auditor of State
Columbus, Ohio

June 15, 2021

Cleveland Public Library
Cuyahoga County
Management's Discussion and Analysis
For the Year Ended December 31, 2020
Unaudited

The Discussion and Analysis of the Cleveland Public Library's (the "Library") financial performance provides an overall review of the Library's financial activities for the year ended December 31, 2020. The intent of this discussion and analysis is to look at the Library's financial performance as a whole. Readers should also review the basic financial statements and the notes to the basic financial statements to enhance their understanding of the Library's financial performance.

Financial Highlights

Key financial highlights for 2020 are:

The assets and deferred outflows of resources of the Library exceeded its liabilities and deferred inflows of resources at the close of the most recent fiscal year by \$112,373,523 (*net position*). Of this amount, \$79,559,600 represents the Library's net investment in capital assets, \$23,479,924 represents restricted net position and \$9,333,999 represents unrestricted net position.

The Library's total net position increased by \$9,728,159 or 9.48 percent from 2019. Of this amount, total net investment in capital assets decreased by \$3,039,542 or 3.68 percent, restricted net position increased by \$3,985,288 or 20.44 percent, and unrestricted net position increased by \$8,782,413 or 1,592.21 percent, due to the increase in the general fund balance.

At the close of 2020, the Cleveland Public Library's governmental funds reported combined fund balances of \$144,224,261, an increase of \$14,891,661 in comparison with the prior year. Approximately 17 percent of this amount (\$24,359,405) is available for spending at the Library's discretion (*unassigned fund balance*).

At the end of 2020, unrestricted fund balance (the total of the *committed*, *assigned* and *unassigned* components of *fund balance*) for the general fund was \$46,200,461, or approximately 92 percent of total general fund expenditures.

The Library began work on Group 1 of the Facilities Master Plan that was developed for the renovation, expansion, consolidation, or relocation of approximately 13 branches along with a new central distribution facility. At the close of 2020 under Phase 1A, the Library was in the schematic design phase for the Martin Luther King, Jr. Branch and the Walz Branch, but the Walz Branch remains on hold as the Library awaits for the Detroit Shoreway CDC to reapply for funding. The Library is in the design development phase for the Woodland Branch, Central Distribution Facility, Hough Branch, West Park Branch, Jefferson Branch. Under Phase 1B, the Board of Library Trustees approved the selection of architects for the Brooklyn Branch, Eastman Branch, Lorain Branch, Rockport Branch, Sterling Branch and the Memorial-Nottingham Branch.

Using These Basic Financial Statements

This annual report consists of a series of financial statements and notes to those statements. These statements are prepared and organized so the reader can understand the Cleveland Public Library as a financial whole or as an entire operating entity. The statements proceed to provide an increasingly detailed look at our specific financial condition.

Cleveland Public Library
Cuyahoga County
Management's Discussion and Analysis
For the Year Ended December 31, 2020
Unaudited

The Statement of Net Position and Statement of Activities provide information about the activities of the whole Library, presenting both an aggregate view of the Library's finances and a longer-term view of those assets. Major fund financial statements provide the next level of detail. For governmental funds, these statements tell how services were financed in the short term as well as what dollars remain for future spending. The fund financial statements also look at the Library's most significant funds with all other non-major funds presented in total in one column.

Reporting the Library as a Whole

Statement of Net Position and Statement of Activities

While this document contains information about the funds used by the Library to provide services to our citizens, the view of the Library as a whole looks at all financial transactions and asks the question, "How did the Library do financially during 2020?" The Statement of Net Position and the Statement of Activities answer this question. These statements include all assets and deferred outflows of resources and liabilities and deferred inflows of resources using the accrual basis of accounting similar to the accounting method used by the private sector. The accrual basis of accounting takes into account all of the current year's revenues and expenses regardless of when the cash is received or paid.

These two statements report the Library's net position and the changes in its position. The change in net position is important because it tells the reader whether, for the Library as a whole, the financial position of the Library has improved or diminished. However, in evaluating the overall position of the Library, non-financial information such as changes in the Library's tax base and the condition of the Library's capital assets will also need to be evaluated. The Statement of Net Position and the Statement of Activities are divided into the following categories:

- Assets
- Deferred Outflows of Resources
- Liabilities
- Deferred Inflows of Resources
- Net Position (Assets plus Deferred Outflows of Resources minus Liabilities minus Deferred Inflows of Resources)
- Program Revenue and Expenses
- General Revenues
- Net Position Beginning of Year and Year's End

Reporting the Cleveland Public Library's Most Significant Funds

Fund Financial Statements

The presentation of the Library's major funds begins on page 17. Fund financial reports provide detailed information about the Library's major funds based on the restrictions on the use of monies. The Library has established many funds that account for the multitude of services and facilities provided for our patrons. However, these fund financial statements focus on the Library's most significant funds. In the case of the Library, the major funds are the general fund, the CLEVNET special revenue fund and the construction capital projects fund.

Cleveland Public Library
Cuyahoga County
Management's Discussion and Analysis
For the Year Ended December 31, 2020
Unaudited

Government Funds

All of the Library's activities are reported in the governmental funds focusing on how money flows into and out of those funds and the balances left at year-end available for spending in future periods. Governmental funds are reported using an accounting method called modified accrual accounting, which measures cash and all other financial assets that are expected to be readily converted to cash. The governmental fund statements provide a detailed short-term view of the Library's general operations and the basic services it provides. Governmental fund information helps you determine whether there are more or fewer financial resources that can be spent in the near future on services provided to our residents. The relationship (or differences) between governmental activities (reported in the Statement of Net Position and the Statement of Activities) and governmental funds is reconciled in the financial statements.

Fiduciary Funds

Fiduciary funds are used to account for resources held for the benefit of parties outside the government. Fiduciary funds are not reflected in the government-wide financial statements because the resources of those funds are not available to support the Library's own programs.

The Library as a Whole

Recall that the Statement of Net Position provides the perspective of the Library as a whole. Table 1 provides a summary of the Library's net position for 2020 compared to 2019.

Table 1
Net Position

	Governmental Activities		
	2020	2019	Change
Assets			
Current and Other Assets	\$207,607,092	\$189,043,728	\$18,563,364
Net Pension Asset	359,750	197,691	162,059
Capital Assets, Net	82,081,912	83,204,748	(1,122,836)
<i>Total Assets</i>	290,048,754	272,446,167	17,602,587
Deferred Outflows of Resources			
Pension	6,078,313	17,063,913	(10,985,600)
OPEB	4,423,166	2,117,412	2,305,754
<i>Total Deferred Outflows of Resources</i>	\$10,501,479	\$19,181,325	(\$8,679,846)

(continued)

Cleveland Public Library
Cuyahoga County
Management's Discussion and Analysis
For the Year Ended December 31, 2020
Unaudited

Table 1
Net Position (continued)

	Governmental Activities		
	2020	2019	Change
Liabilities			
Current and Other Liabilities	\$4,543,053	\$3,690,762	\$852,291
Long-Term Liabilities:			
Due Within One Year	1,193,832	1,125,087	68,745
Due In More Than One Year:			
Net Pension Liability	40,541,977	57,426,553	(16,884,576)
Net OPEB Liability	27,749,924	26,629,770	1,120,154
Other Amounts	65,817,075	66,351,977	(534,902)
<i>Total Liabilities</i>	<u>139,845,861</u>	<u>155,224,149</u>	<u>(15,378,288)</u>
Deferred Inflows of Resources			
Property Taxes	34,766,553	32,596,355	2,170,198
Pension	9,339,240	974,571	8,364,669
OPEB	4,225,056	187,053	4,038,003
<i>Total Deferred Inflows of Resources</i>	<u>48,330,849</u>	<u>33,757,979</u>	<u>14,572,870</u>
Net Position			
Net Investment in Capital Assets	79,559,600	82,599,142	(3,039,542)
Restricted	23,479,924	19,494,636	3,985,288
Unrestricted	9,333,999	551,586	8,782,413
<i>Total Net Position</i>	<u>\$112,373,523</u>	<u>\$102,645,364</u>	<u>\$9,728,159</u>

The net pension liability (NPL) is one of the largest liabilities reported by the Library at December 31, 2020. GASB notes that pension and OPEB obligations, whether funded or unfunded, are part of the “employment exchange” – that is, the employee is trading his or her labor in exchange for wages, benefits, and the promise of a future pension and other postemployment benefits. GASB noted that the unfunded portion of this promise is a present obligation of the government, part of a bargained-for benefit to the employee, and should accordingly be reported by the government as a liability since they received the benefit of the exchange. However, the Library is not responsible for certain key factors affecting the balance of these liabilities. In Ohio, the employee shares the obligation of funding pension benefits with the employer. Both employer and employee contribution rates are capped by State statute. A change in these caps requires action of both Houses of the General Assembly and approval of the Governor. Benefit provisions are also determined by State statute. The Ohio Revised Code permits, but does not require the retirement systems to provide healthcare to eligible benefit recipients. The retirement systems may allocate a portion of the employer contributions to provide for these OPEB benefits.

Cleveland Public Library
Cuyahoga County
Management's Discussion and Analysis
For the Year Ended December 31, 2020
Unaudited

Most long-term liabilities have set repayment schedules or, in the case of compensated absences (i.e. sick and vacation leave), are satisfied through paid time-off or termination payments. There is no repayment schedule for the net pension liability or the net OPEB liability. As explained above, changes in benefits, contribution rates, and return on investments affect the balance of these liabilities, but are outside the control of the local government. In the event that contributions, investment returns, and other changes are insufficient to keep up with required payments, State statute does not assign/identify the responsible party for the unfunded portion. Due to the unique nature of how the net pension liability and the net OPEB liability are satisfied, these liabilities are separately identified within the long-term liability section of the statement of net position.

In order to further understand what makes up the changes in net position for the current year, the following table gives readers further details regarding the results of activities for 2020 and 2019.

Table 2
Changes in Net Position

	Governmental Activities		
	2020	2019	Change
Revenues			
Program Revenues:			
Charges for Services	\$5,650,608	\$5,744,083	(\$93,475)
Operating Grants, Contributions and Interest	6,501,253	6,497,994	3,259
Capital Grants and Contributions	766,314	0	766,314
<i>Total Program Revenues</i>	<u>12,918,175</u>	<u>12,242,077</u>	<u>676,098</u>
General Revenues:			
Property and Other Taxes	37,642,398	38,336,636	(694,238)
Grants and Entitlements	25,813,767	26,522,643	(708,876)
Unrestricted Donations	405	1,817	(1,412)
Investment Earnings	2,192,461	1,729,413	463,048
Gain on Sale of Capital Assets	12,435	3,926	8,509
Miscellaneous	1,512,361	1,247,475	264,886
<i>Total General Revenues</i>	<u>67,173,827</u>	<u>67,841,910</u>	<u>(668,083)</u>
<i>Total Revenues</i>	<u>\$80,092,002</u>	<u>\$80,083,987</u>	<u>\$8,015</u>

(continued)

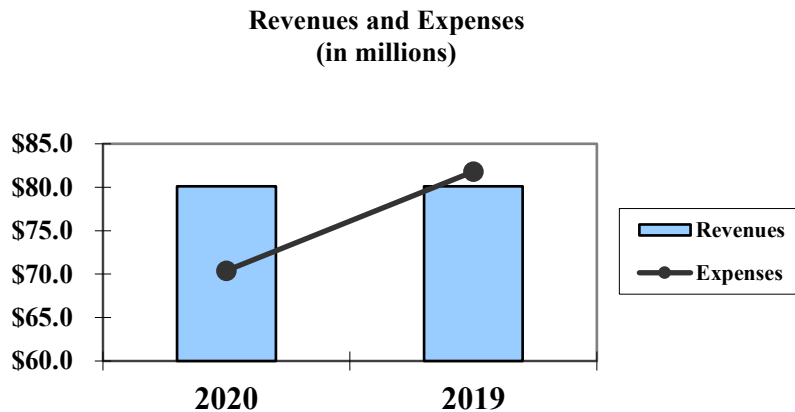
Cleveland Public Library
Cuyahoga County
Management's Discussion and Analysis
For the Year Ended December 31, 2020
Unaudited

Table 2
Changes in Net Position (continued)

	Governmental Activities		
	2020	2019	Change
Program Expenses			
Administration and Support	\$26,763,054	\$30,154,969	\$3,391,915
Public Services	41,326,731	50,851,367	9,524,636
Interest and Fiscal Charges	2,274,058	754,088	(1,519,970)
<i>Total Expenses</i>	<u>70,363,843</u>	<u>81,760,424</u>	<u>11,396,581</u>
<i>Change in Net Position</i>	9,728,159	(1,676,437)	11,404,596
<i>Net Position Beginning of Year</i>	<u>102,645,364</u>	<u>104,321,801</u>	<u>(1,676,437)</u>
<i>Net Position End of Year</i>	<u><u>\$112,373,523</u></u>	<u><u>\$102,645,364</u></u>	<u><u>\$9,728,159</u></u>

Graph 1
Revenues and Expenses
(In Millions)

	2020	2019
Revenues	\$80.1	\$80.1
Expenses	70.4	81.8



Cleveland Public Library
Cuyahoga County
Management's Discussion and Analysis
For the Year Ended December 31, 2020
Unaudited

GOVERNMENTAL ACTIVITIES

For the most part, administration and support expenses are underwritten by the general revenues of the Library, rather than program revenues except for the usage and processing fees received by Cleveland Public Library for automated library services provided to the 46 contracting CLEVNET libraries spread over twelve counties in northern Ohio. Like the administration and support expenses, the public services expenses are also mainly supported by the general revenues of the Library. However, the Library has been successful in being awarded a number of grants to help support the free and equitable access to programming and services.

General revenues from property and other taxes continue to be a primary source of revenue, making up 56 percent of general revenues for governmental activities for the Library in 2020. General revenues from grants and entitlements, including the funds received by the State through the Public Library Fund ("PLF"), are the next largest source of revenue, making up 38.4 percent of general revenues.

The Library had a significant increase in capital contributions due to property contributed by three of the four owners from whom the Library has leased the property since December 19, 1957, when a previous 99 year lease signed on September 1, 1919 was assigned to the Library by the previous lessee, the Cleveland Plain Dealer. The property measures 20 feet wide by 198 feet deep and extends from Superior Avenue to the south to Rockwell Avenue to the north. The lease and property were both owned by the same owners, three of whom each possessed undivided thirteen fortieths (13/40) interests and one of whom possesses an undivided one fortieth (1/40) interest. The owner of one of the thirteen fortieths (13/40) interests passed away, and her interest was transferred to five family members. These five family members and the owners of the other two thirteen fortieths (13/40) interests agreed to donate their interests to the Library, and as of December 31, 2020, an undivided one hundred thirteen one hundred twentieths (113/120) interest, nearly all of their collective ownership interest, has transferred to the Library. The property appraised at a value of \$530,000, and the Library is working to secure the remaining ownership interest. Cleveland Thermal Energy LLC donated labor and equipment for the rooftop photo voltaic solar system for the Rice Branch, including education kiosks and a 25 year service agreement. The installation of the rooftop photo voltaic solar system and the three education kiosks were donated at a value of \$236,314.

Table 3 presents a summary for governmental activities, the total cost of services and the net cost of providing those services for the years ending December 31, 2020, and December 31, 2019. The total cost of services associated with public services in 2020 is 58.7 percent of total costs, below 2019's 62.2 percent. The total cost of services decreased by 13.9 percent from 2019, due primarily to decreased operating expenditures due to the COVID-19 pandemic.

Cleveland Public Library
Cuyahoga County
Management's Discussion and Analysis
For the Year Ended December 31, 2020
Unaudited

Table 3
Governmental Activities

	Total Cost of Services 2020	Net Cost of Services 2020	Total Cost of Services 2019	Net Cost of Services 2019
Administration and Support	26,763,054	(21,215,126)	30,154,969	(24,665,323)
Public Services	41,326,731	(33,956,484)	50,851,367	(44,098,936)
Interest and Fiscal Charges	2,274,058	(2,274,058)	754,088	(754,088)
<i>Total</i>	<u>\$70,363,843</u>	<u>(\$57,445,668)</u>	<u>\$81,760,424</u>	<u>(\$69,518,347)</u>

The Library's Funds

Information about the Library's governmental funds begins on page 17. These funds are accounted for by using the modified accrual basis of accounting. All governmental funds had total revenues of \$78,662,616 and expenditures of \$63,783,990. The general fund had an unassigned fund balance at year-end of \$24,359,519 compared to annual expenditures of \$50,368,018. The most significant increase in general fund revenues came from property tax revenue which increased in 2020 by \$1,198,386. The general fund had an increase in fund balance due to revenues exceeding expenditures. The Library plans to transfer funds out in 2021 to cover expenditures for improvements and maintenance of library facilities to the building and repair fund. The CLEVNET fund remained relatively stable. The Construction fund realized a fund balance decrease due to the increased expenditures as work began on Group 1 of the Facilities Master Plan. Other governmental funds had an increase in fund balance primarily due to the additional CARES Act funds received as an on-behalf grant from the Ohio Office of Budget and Management.

General Fund Budgeting Highlights

The Library's budget is prepared according to provisions of the Ohio Administrative Code based on accounting for certain transactions on a basis of cash receipts, disbursements, and encumbrances. The most significant budgeted fund is the general fund. The original budgeted revenues were \$60,405,892 and the final budgeted amount was \$64,736,846. This \$4,330,954 net increase was primarily due to conservative estimates on property tax collections and not including delinquent property tax collections as certified revenue until received. The original appropriations were adjusted from \$65,155,151 to \$60,655,151 in the final amendment due to a decrease in the salaries and benefits and library materials appropriations from a direct impact of the COVID-19 pandemic. The Library's actual revenues came in just above budgeted revenues by \$429,218 and actual expenditures were \$2,464,237 lower than the final estimate. The Library is striving to control cost while continuing to provide extraordinary service and keeping the promise made to the voters in 2017 with the tax increase of 2 mills that will allow the Library to embark on a comprehensive neighborhood capital improvement plan to provide Cleveland residents with more effective access to the Library's services, collections, and technology in the communities where they live, work, and raise their families. The Library maintained a respectable level of liquidity in the general fund by maintaining unencumbered cash at the end of the year of 56 percent of those revenues.

Cleveland Public Library
Cuyahoga County
Management's Discussion and Analysis
For the Year Ended December 31, 2020
Unaudited

Capital Assets and Debt Administration

Capital Assets

Table 4
Capital Assets
(Net of Depreciation)

	Governmental Activities	
	2020	2019
Land	\$3,374,527	\$2,844,527
Construction in Progress	2,556,311	595,918
Buildings	74,885,697	78,235,049
Furniture/Equipment	593,594	644,877
Computer Equipment	377,689	471,143
Software	246,010	350,355
Vehicles	48,084	62,879
<i>Total</i>	\$82,081,912	\$83,204,748

Total capital assets for the Library as of December 31, 2020 were \$82,081,912, a decrease of \$1,122,836 from 2019. The most significant decrease in capital assets came in the buildings and improvements primarily due to annual depreciation of existing buildings. See Note 11 for additional information on capital assets.

Debt

Table 5 summarizes the long-term debt outstanding:

Table 5
Outstanding Long-term Debt
Governmental Activities

	2020	2019	Change
Library Fund Facilities Notes	\$64,775,506	\$65,795,506	(\$1,020,000)

The Library issued the Library Fund Facilities Notes to finance the implementation of Group 1 of the Facilities Master Plan which began during the year. The Notes will be paid out of the debt service fund.

See Note 16 for additional information on the Library's long-term obligations.

Cleveland Public Library
Cuyahoga County
Management's Discussion and Analysis
For the Year Ended December 31, 2020
Unaudited

Current Financial Related Activities

The Cleveland Public Library, “The People’s University,” celebrated its 151st year in 2020 and we are very proud of the accomplishments that have taken place over those years. The Library’s Main Library is situated on Lake Erie in the heart of Cleveland, Ohio, and the 27 neighborhood branch libraries are the beating heart of this organization. They provide vital library services throughout the city. Many of these buildings, however, are showing their age. More than three decades have passed since the Library embarked on a system-wide campaign to update its branches, but we have begun to step boldly into the future by updating our facilities.

The voters of the Cleveland Municipal School District, the Library’s taxing district, approved on November 7, 2017 the renewal of the expiring 5.8 mills in collection year 2018 along with an increase of 2.0 mills, a total of 7.8 mills, for a continuing period of time with the increase commencing this year for the operation and improvement of the Cleveland Public Library. The levy will help secure the Library’s future for years to come, and has allowed the Library to develop a 10-year Facilities Master Plan for capital purposes.

Cleveland Public Library’s Facilities Master Plan focuses on meeting emerging service patterns and usage needs and considers the renovation, expansion, or relocation of all of the Library’s neighborhood branch libraries. These efforts will ensure the Library can successfully provide contemporary library services to Cleveland residents well into the future. The Facilities Master Plan emphasizes forward-thinking, human-centered design to create functional, efficient library spaces that will benefit the Cleveland community for years to come.

Our commitment to our patrons has always been one of full disclosure of the financial position of the Library. We make available this report to all patrons who wish to review it.

Contacting the Library's Finance Department

This financial report is designed to provide our citizens, taxpayers, creditors and investors with a general overview of the Library's finances and show the Library's accountability for all money it receives, spends or invests. If you have any questions about this report or need financial information, contact the Chief Financial Officer, Carrie Krenicky, Cleveland Public Library, 325 Superior Avenue, Cleveland, Ohio 44114, telephone 216-623-2830. We also offer information regarding our Library on our website, which is at www.cpl.org.

Cleveland Public Library
Cuyahoga County
Statement of Net Position
December 31, 2020

	Governmental Activities
Assets	
Equity in Pooled Cash and Cash Equivalents	\$141,812,125
Accrued Interest Receivable	190,073
Accounts Receivable	179,474
Intergovernmental Receivable	13,465,058
Materials and Supplies Inventory	273,913
Prepaid Items	1,757,264
Property and Other Taxes Receivable	49,929,185
Net Pension Asset	359,750
Nondepreciable Capital Assets	5,930,838
Depreciable Capital Assets, Net	76,151,074
<i>Total Assets</i>	<i>290,048,754</i>
Deferred Outflows of Resources	
Pension	6,078,313
OPEB	4,423,166
<i>Total Deferred Outflows of Resources</i>	<i>10,501,479</i>
Liabilities	
Accounts Payable	1,097,237
Contracts Payable	321,164
Accrued Wages and Benefits	1,213,808
Intergovernmental Payable	499,286
Unearned Revenue	997,399
Matured Compensated Absences Payable	226,350
Accrued Interest Payable	187,809
Long-Term Liabilities:	
Due Within One Year	1,193,832
Due In More Than One Year:	
Net Pension Liability (See Note 13)	40,541,977
Net OPEB Liability (See Note 14)	27,749,924
Other Amounts Due in More Than One Year	65,817,075
<i>Total Liabilities</i>	<i>139,845,861</i>
Deferred Inflows of Resources	
Property Taxes	34,766,553
Pension	9,339,240
OPEB	4,225,056
<i>Total Deferred Inflows of Resources</i>	<i>\$48,330,849</i>

(continued)

Cleveland Public Library
Cuyahoga County
Statement of Net Position (continued)
December 31, 2020

Net Position	
Net Investment in Capital Assets	\$79,559,600
Restricted for:	
Capital Projects	1,670,076
John G. White--Special Collections	
Non-Expendable	374,887
Expendable	3,474,897
Center for the Book Activities	
Non-Expendable	110,000
Expendable	346,514
Abel--Photography	
Non-Expendable	10,000
Expendable	412,419
Sugarman--Children's Biography Awards	
Non-Expendable	148,377
Expendable	149,473
Library for the Blind and Physically Disabled	14,475,542
Fine Arts and Special Collections	
Non-Expendable	192,538
Expendable	534,210
Youth Services/Business Departments	
Non-Expendable	5,000
Expendable	414,465
Unclaimed Funds	9,005
Floral and Plant Decorations	
Non-Expendable	76,167
Expendable	142,434
Walz Branch	
Non-Expendable	8,932
Expendable	331,995
History Department	
Non-Expendable	6,000
Expendable	68,150
Architecture	141,253
Immigration Books	156,428
Donations for Specific Library Purposes	186,229
Other Purposes	
Non-Expendable	1,200
Expendable	33,733
Unrestricted	9,333,999
<i>Total Net Position</i>	\$112,373,523

See accompanying notes to the basic financial statements

Cleveland Public Library
Cuyahoga County
Statement of Activities
For the Year Ended December 31, 2020

	Program Revenues			Net (Expense) and Changes in Net Position	
	Expenses	Charges for Services	Operating Grants, Contributions and Investment Earnings	Capital Grants and Contributions	Governmental Activities
Governmental Activities					
Administration and Support	\$26,763,054	\$5,535,639	\$12,289	\$0	(\$21,215,126)
Public Services	41,326,731	114,969	6,488,964	766,314	(33,956,484)
Interest and Fiscal Charges	2,274,058	0	0	0	(2,274,058)
<i>Totals</i>	<u>\$70,363,843</u>	<u>\$5,650,608</u>	<u>\$6,501,253</u>	<u>\$766,314</u>	<u>(57,445,668)</u>
		General Revenues			
		Property and Other Taxes Levied for:			
				General Purposes	37,642,398
				Grants and Entitlements not Restricted to Specific Programs	25,813,767
				Unrestricted Donations	405
				Investment Earnings	2,192,461
				Gain on Sale of Capital Assets	12,435
				Miscellaneous	1,512,361
				<i>Total General Revenues</i>	67,173,827
				<i>Change in Net Position</i>	9,728,159
				<i>Net Position Beginning of Year</i>	102,645,364
				<i>Net Position End of Year</i>	<u>\$112,373,523</u>

See accompanying notes to the basic financial statements

Cleveland Public Library
Cuyahoga County
Balance Sheet
Governmental Funds
December 31, 2020

	General	CLEVNET	Construction	Other Governmental Funds	Total Governmental Funds
Assets					
Equity in Pooled Cash and Cash Equivalents	\$44,413,495	\$1,932,867	\$61,241,293	\$34,215,465	\$141,803,120
Restricted Assets:					
Equity in Pooled Cash and Cash Equivalents	9,005	0	0	0	9,005
Receivables:					
Property and Other Taxes Accounts	49,929,185 73,959	0 0	0 0	0 105,515	49,929,185 179,474
Intergovernmental Accrued Interest	13,033,412 64,456	382,285 0	0 125,185	49,361 432	13,465,058 190,073
Materials and Supplies Inventory Interfund Receivable	273,913 85,009	0 0	0 0	0 0	273,913 85,009
Prepaid Items	1,253,890	422,862	0	80,512	1,757,264
<i>Total Assets</i>	<u>\$109,136,324</u>	<u>\$2,738,014</u>	<u>\$61,366,478</u>	<u>\$34,451,285</u>	<u>\$207,692,101</u>
Liabilities					
Accounts Payable Contracts Payable	\$849,135 0	\$110,990 0	\$10,294 261,857	\$126,818 59,307	\$1,097,237 321,164
Accrued Wages and Benefits Intergovernmental Payable	1,125,993 460,987	61,725 25,119	0 0	26,090 13,180	1,213,808 499,286
Unearned Revenue Interfund Payable	0 0	0 0	0 0	997,399 85,009	997,399 85,009
Matured Compensated Absences Payable	190,213	25,543	0	10,594	226,350
<i>Total Liabilities</i>	<u>2,626,328</u>	<u>223,377</u>	<u>272,151</u>	<u>1,318,397</u>	<u>4,440,253</u>
Deferred Inflows of Resources					
Property Tax Unavailable Revenue	34,766,553 24,006,174	0 159,639	0 0	0 95,221	34,766,553 24,261,034
<i>Total Deferred Inflows of Resources</i>	<u>58,772,727</u>	<u>159,639</u>	<u>0</u>	<u>95,221</u>	<u>59,027,587</u>
Fund Balances					
Nonspendable Restricted	1,536,808 0	422,862 0	0 61,094,327	1,013,613 21,568,944	2,973,283 82,663,271
Committed Assigned	1,042,229 20,798,713	1,932,136 0	0 0	8,442,271 2,012,953	11,416,636 22,811,666
Unassigned (Deficit)	24,359,519	0	0	(114)	24,359,405
<i>Total Fund Balances</i>	<u>47,737,269</u>	<u>2,354,998</u>	<u>61,094,327</u>	<u>33,037,667</u>	<u>144,224,261</u>
<i>Total Liabilities, Deferred Inflows of Resources and Fund Balances</i>	<u>\$109,136,324</u>	<u>\$2,738,014</u>	<u>\$61,366,478</u>	<u>\$34,451,285</u>	<u>\$207,692,101</u>

See accompanying notes to the basic financial statements

Cleveland Public Library
Cuyahoga County
Reconciliation of Total Governmental Fund Balances to
Net Position of Governmental Activities
December 31, 2020

Total Governmental Funds Balances		\$144,224,261
 <i>Amounts reported for governmental activities in the statement of net position are different because</i>		
Capital assets used in governmental activities are not financial resources and therefore are not reported in the funds.		82,081,912
Other long-term assets are not available to pay for current-period expenditures and therefore are reported as unavailable revenue in the funds.		
Delinquent Property and Other Taxes	15,162,632	
Intergovernmental	8,776,851	
Charges for Services	159,639	
Fines and Fees	3,602	
Donations	94,121	
Miscellaneous	64,189	24,261,034
The net pension asset, net pension liability, and net OPEB liability is not due and payable in the current period; therefore, the asset, liability and related deferred inflows/outflows are not reported in governmental funds.		
Net Pension Asset	359,750	
Deferred Outflows - Pension	6,078,313	
Deferred Outflows - OPEB	4,423,166	
Deferred Inflows - Pension	(9,339,240)	
Deferred Inflows - OPEB	(4,225,056)	
Net Pension Liability	(40,541,977)	
Net OPEB Liability	(27,749,924)	(70,994,968)
In the statement of activities, interest is accrued on outstanding notes, whereas in governmental funds, an interest expenditure is reported when due.		(187,809)
Long-term liabilities are not due and payable in the current period and therefore are not reported in the funds.		
Library Fund Facilities Notes	(64,775,506)	
Compensated Absences	(2,235,401)	(67,010,907)
 <i>Net Position of Governmental Activities</i>		 \$112,373,523

See accompanying notes to the basic financial statements

Cleveland Public Library
Cuyahoga County
Statement of Revenues, Expenditures and Changes in Fund Balances
Governmental Funds
For the Year Ended December 31, 2020

	General	CLEVNET	Construction	Other Governmental Funds	Total Governmental Funds
Revenues					
Property and Other Taxes	\$37,057,038	\$0	\$0	\$0	\$37,057,038
Fines and Fees	118,830	0	0	0	118,830
Charges for Services	0	5,461,436	0	0	5,461,436
Intergovernmental	25,956,546	817	0	2,061,101	28,018,464
Investment Earnings	955,609	0	1,222,380	3,536,816	5,714,805
Contributions and Donations	405	0	0	822,870	823,275
Miscellaneous	1,468,768	0	0	0	1,468,768
<i>Total Revenues</i>	<u>65,557,196</u>	<u>5,462,253</u>	<u>1,222,380</u>	<u>6,420,787</u>	<u>78,662,616</u>
Expenditures					
Current:					
Administration and Support	18,390,909	4,922,905	29,357	467,927	23,811,098
Public Services	31,622,525	0	24,080	2,237,871	33,884,476
Capital Outlay	354,584	178,257	2,000,234	262,706	2,795,781
Debt Service:					
Principal Retirement	0	0	0	1,020,000	1,020,000
Interest and Fiscal Charges	0	0	0	2,272,635	2,272,635
<i>Total Expenditures</i>	<u>50,368,018</u>	<u>5,101,162</u>	<u>2,053,671</u>	<u>6,261,139</u>	<u>63,783,990</u>
<i>Excess of Revenues Over (Under) Expenditures</i>	<u>15,189,178</u>	<u>361,091</u>	<u>(831,291)</u>	<u>159,648</u>	<u>14,878,626</u>
Other Financing Sources					
Sale of Capital Assets	13,035	0	0	0	13,035
Transfers In	0	0	0	1,090,385	1,090,385
Transfers Out	(1,090,385)	0	0	0	(1,090,385)
<i>Total Other Financing Sources</i>	<u>(1,077,350)</u>	<u>0</u>	<u>0</u>	<u>1,090,385</u>	<u>13,035</u>
<i>Net Change in Fund Balances</i>	14,111,828	361,091	(831,291)	1,250,033	14,891,661
<i>Fund Balances Beginning of Year</i>	<u>33,625,441</u>	<u>1,993,907</u>	<u>61,925,618</u>	<u>31,787,634</u>	<u>129,332,600</u>
<i>Fund Balances End of Year</i>	<u>\$47,737,269</u>	<u>\$2,354,998</u>	<u>\$61,094,327</u>	<u>\$33,037,667</u>	<u>\$144,224,261</u>

See accompanying notes to the basic financial statements

Cleveland Public Library
Cuyahoga County
*Reconciliation of the Statement of Revenues, Expenditures and Changes
in Fund Balances of Governmental Funds to the Statement of Activities
For the Year Ended December 31, 2020*

Net Change in Fund Balances - Total Governmental Funds	\$14,891,661
---	---------------------

*Amounts reported for governmental activities in the
statement of activities are different because*

Governmental funds report capital outlays as expenditures.

However, in the statement of activities, the cost of those assets is allocated over their estimated useful lives as depreciation expense. This is the amount by which depreciation exceeded capital outlay in the current period.

Capital Asset Additions:		
Capital Outlays	2,254,806	
Capital Contributions	766,314	
Current Year Depreciation	(4,141,903)	(1,120,783)

Governmental funds only report the disposal of capital assets to the extent proceeds are received from the sale. In the statement of activities, a gain or loss is reported for each disposal.

(2,053)

Revenues in the statement of activities that do not provide current financial resources are not reported as revenues.

Delinquent Property and Other Taxes	585,360	
Intergovernmental	(142,779)	
Charges for Services	74,203	
Fines and Fees	(3,861)	
Donations	94,121	
Miscellaneous	43,593	650,637

Contractually required contributions are reported as expenditures in governmental funds; however, the statement of net position reports these amounts as deferred outflows.

Pension	3,852,548	
OPEB	29,903	3,882,451

Except for amounts reported as deferred inflows/outflows, changes in the net pension/OPEB asset/liability are reported as pension/OPEB expense in the statement of activities.

Pension	(6,156,182)	
OPEB	(2,882,306)	(9,038,488)

Repayment of long-term debt is an expenditure in the governmental funds, but the repayment reduces long-term liabilities in the statement of net position.

1,020,000

Some expenses reported in the statement of activities, such as accrued interest, do not require the use of current financial resources and therefore are not reported as expenditures in governmental funds.

(1,423)

Some expenses reported in the statement of activities, do not require the use of current financial resources and therefore are not reported as expenditures in governmental funds.

Compensated Absences	(603,843)	
Special Termination Benefits	50,000	(553,843)

<i>Change in Net Position of Governmental Activities</i>	<u><u>\$9,728,159</u></u>
--	---------------------------

See accompanying notes to the basic financial statements

Cleveland Public Library
Cuyahoga County
Statement of Revenues, Expenditures and Changes
in Fund Balance - Budget (Non-GAAP Basis) and Actual
General Fund
For the Year Ended December 31, 2020

	<u>Budgeted Amounts</u>			Variance with Final Budget Positive (Negative)
	<u>Original</u>	<u>Final</u>	<u>Actual</u>	
Revenues				
Property and Other Taxes	\$32,778,839	\$37,057,038	\$37,057,038	\$0
Fines and Fees	279,580	113,052	117,881	4,829
Intergovernmental	25,885,425	25,838,333	25,838,333	0
Investment Earnings	646,348	657,998	663,283	5,285
Contributions and Donations	1,400	510	510	0
Miscellaneous	814,300	1,069,915	1,489,019	419,104
<i>Total Revenues</i>	<u>60,405,892</u>	<u>64,736,846</u>	<u>65,166,064</u>	<u>429,218</u>
Expenditures				
Current:				
Administration and Support	23,021,373	22,131,800	20,941,245	1,190,555
Public Services	40,495,344	36,939,318	36,624,014	315,304
Capital Outlay	1,638,434	1,584,033	625,655	958,378
<i>Total Expenditures</i>	<u>65,155,151</u>	<u>60,655,151</u>	<u>58,190,914</u>	<u>2,464,237</u>
<i>Excess of Revenues Over (Under) Expenditures</i>	<u>(4,749,259)</u>	<u>4,081,695</u>	<u>6,975,150</u>	<u>2,893,455</u>
Other Financing Sources (Uses)				
Sale of Capital Assets	0	0	13,035	13,035
Advances In	0	0	75,000	75,000
Advances Out	0	0	(85,009)	(85,009)
Transfers Out	(1,090,385)	(1,090,385)	(1,090,385)	0
<i>Total Other Financing Sources (Uses)</i>	<u>(1,090,385)</u>	<u>(1,090,385)</u>	<u>(1,087,359)</u>	<u>3,026</u>
<i>Net Change in Fund Balance</i>	(5,839,644)	2,991,310	5,887,791	2,896,481
<i>Fund Balance Beginning of Year</i>	25,402,593	25,402,593	25,402,593	0
Prior Year Encumbrances Appropriated	5,183,819	5,183,819	5,183,819	0
<i>Fund Balance End of Year</i>	<u>\$24,746,768</u>	<u>\$33,577,722</u>	<u>\$36,474,203</u>	<u>\$2,896,481</u>

See accompanying notes to the basic financial statements

Cleveland Public Library
Cuyahoga County
Statement of Revenues, Expenditures and Changes
in Fund Balance - Budget (Non-GAAP Basis) and Actual
CLEVNET Fund
For the Year Ended December 31, 2020

	<u>Budgeted Amounts</u>			Variance with Final Budget Positive (Negative)
	<u>Original</u>	<u>Final</u>	<u>Actual</u>	
Revenues				
Charges for Services	<u>\$5,544,169</u>	<u>\$5,544,169</u>	<u>\$5,542,463</u>	<u>(\$1,706)</u>
Expenditures				
Current:				
Administration and Support	5,418,939	6,608,049	5,298,134	1,309,915
Capital Outlay	<u>407,610</u>	<u>407,610</u>	<u>215,975</u>	<u>191,635</u>
<i>Total Expenditures</i>	<u>5,826,549</u>	<u>7,015,659</u>	<u>5,514,109</u>	<u>1,501,550</u>
<i>Net Change in Fund Balance</i>	(282,380)	(1,471,490)	28,354	1,499,844
<i>Fund Balance Beginning of Year</i>	1,189,110	1,189,110	1,189,110	0
Prior Year Encumbrances Appropriated	<u>282,380</u>	<u>282,380</u>	<u>282,380</u>	<u>0</u>
<i>Fund Balance End of Year</i>	<u>\$1,189,110</u>	<u>\$0</u>	<u>\$1,499,844</u>	<u>\$1,499,844</u>

See accompanying notes to the basic financial statements

Cleveland Public Library
Cuyahoga County
Statement of Fiduciary Assets and Liabilities
Custodial Fund
December 31, 2020

Assets	
Equity in Pooled Cash and Cash Equivalents	<u>\$5,804</u>
Liabilities	
Intergovernmental Payable	<u>\$5,804</u>

See accompanying notes to the basic financial statements

Cleveland Public Library
Cuyahoga County
Statement of Changes in Fiduciary Net Position
Custodial Fund
For the Year Ended December 31, 2020

Additions	
Fines and Fees for Other Governments	\$71,969
Deductions	
Fines and Fees Distributions to Other Governments	<u>71,969</u>
<i>Net Increase (Decrease) in Fiduciary Net Position</i>	0
<i>Net Position Beginning of Year</i>	<u>0</u>
<i>Net Position End of Year</i>	<u><u>\$0</u></u>

See accompanying notes to the basic financial statements

Cleveland Public Library
Cuyahoga County
Notes to the Basic Financial Statements
For Year Ended December 31, 2020

Note 1 – Description of Library and Reporting Entity

The Cleveland Public Library (the "Library") is organized as a school district public library under the laws of the State of Ohio. The Library has its own Board of Library Trustees of seven members who are appointed by the Cleveland Municipal School District Board of Education. Appointments are for seven-year terms and members serve without compensation. Under Ohio statutes, the Library is a body politic and corporate, capable of suing and being sued, contracting, acquiring, holding, possessing and disposing of real property and exercising such other powers and privileges conferred upon it by law. The Library also determines and operates under its own budget. Control and management of the Library is governed by Sections 3375.33 to 3375.39 of the *Ohio Revised Code* with the administration of the day-to-day operations of the Library being the responsibility of the Director and financial accountability being solely that of the Fiscal Officer.

The Library is fiscally independent of the Cleveland Municipal School District Board of Education, although the Cleveland Municipal School District Board of Education serves in a ministerial capacity as the taxing authority for the Library and issues all tax-related debt on behalf of the Library. The determination to request approval of a tax levy and the role and purpose(s) of the levy, are discretionary decisions made solely by the Board of Library Trustees. Once those decisions are made, the Cleveland Municipal School District Board of Education must put the levy on the ballot. There is no potential for the Library to provide a financial benefit to or impose a financial burden on the Cleveland Municipal School District Board of Education.

Under the provisions of Statement No. 14 of the Governmental Accounting Standards Board, "The Financial Reporting Entity", the Library is considered to be a related organization of the Board of Education. Management has considered all potential component units. The decision to include a potential component unit in the reporting entity is made by applying the criteria set forth in generally accepted accounting principles (GAAP). Based upon the application of these criteria, management does not believe the Library has any potential component unit that should be included as part of the Library's reporting entity.

The Library's management believes these financial statements present all activities for which the Library is financially accountable.

Note 2 – Summary of Significant Accounting Policies

The financial statements of the Library have been prepared in conformity with generally accepted accounting principles (GAAP) as applied to governmental units. The Governmental Accounting Standards Board (GASB) is the accepted standard-setting body for establishing governmental accounting and financial reporting principles. The more significant of the Library's accounting policies are described below.

Basis of Presentation

The Library's basic financial statements consist of government-wide statements, including a statement of net position and a statement of activities, and fund financial statements, which provide a more detailed level of financial information.

Cleveland Public Library
Cuyahoga County
Notes to the Basic Financial Statements
For Year Ended December 31, 2020

Government-wide Financial Statements The statement of net position and the statement of activities display information about the Library as a whole. These statements include the financial activities of the Library, except for fiduciary activities.

The statement of net position presents the financial condition of the governmental activities of the Library at year end. The statement of activities presents a comparison between direct expenses and program revenues for each program or function of the Library's governmental activities. Direct expenses are those that are specifically associated with a service, program or department and therefore clearly identifiable to a particular function. Program revenues include charges paid by the recipient of the goods or services offered by the program, and grants and contributions that are restricted to meeting the operational or capital requirements of a particular program. Program revenues also include interest earned on grants and endowments that is required to be used to support a particular program. Revenues which are not classified as program revenues are presented as general revenues of the Library, with certain limited exceptions. The comparison of direct expenses with program revenues identifies the extent to which each governmental program is self-financing or draws from the general revenues of the Library.

Fund Financial Statements During the year, the Library segregates transactions related to certain Library functions or activities in separate funds in order to aid financial management and to demonstrate legal compliance. Fund financial statements are designed to present financial information of the Library at this more detailed level. The focus of governmental fund financial statements is on major funds. Each major fund is presented in a separate column. Nonmajor funds are aggregated and presented in a single column. Fiduciary funds are reported by type.

Fund Accounting

The Library uses funds to maintain its financial records during the year. A fund is defined as a fiscal and accounting entity with a self-balancing set of accounts. There are three categories of funds: governmental, proprietary and fiduciary. The Library has no proprietary funds.

Governmental Funds Governmental funds are those through which most governmental functions are financed. Governmental fund reporting focuses on the sources, uses and balances of current financial resources. Expendable assets are assigned to the various governmental funds according to the purposes for which they may or must be used. Current liabilities are assigned to the fund from which they will be paid. The difference between governmental fund assets and deferred outflows of resources and liabilities and deferred inflows of resources is reported as fund balance. The following are the Library's major governmental funds:

General Fund The general fund accounts for and reports all financial resources except those required to be accounted for and reported in another fund. The general fund balance is available to the Library for any purpose provided it is expended or transferred according to the provisions of the Ohio Revised Code.

CLEVNET Fund The CLEVNET fund accounts for and reports financial resources received from other libraries and entities on a contractual basis that include itemized fees assessed during the contract term and charges for additional products, materials or services that are not contemplated in the itemized fees. The Library's Board of Trustees imposed internal constraints

Cleveland Public Library
Cuyahoga County
Notes to the Basic Financial Statements
For Year Ended December 31, 2020

on the use of these resources beginning with the 2015 calendar year. The CLEVNET fund balance is committed to the Library for the purpose of CLEVNET associated activities.

Construction Fund The construction fund is comprised of two individual funds (tax-exempt and taxable) that are reported in one fund and accounts for financial resources from Library Facilities Notes restricted for the acquisition or construction of major capital facilities.

The other governmental funds of the Library account for grants and other resources whose uses are restricted, committed, or assigned to a particular purpose.

Fiduciary Funds Fiduciary fund reporting focuses on net position and changes in net position. The fiduciary fund category is split into four classifications: pension (and other employee benefit) trust funds, investment trust funds, private-purpose trust funds and custodial funds. Trust funds are distinguished from custodial funds by the existence of a trust agreement or equivalent arrangement that has certain characteristics. The Library does not have any trust funds. Custodial funds are used to report fiduciary activities that are not required to be reported in a trust fund.

The Library's fiduciary funds are custodial funds. The Library's custodial fund accounts for fines and fees collected and distributed on behalf of member libraries of the CLEVNET consortium.

Measurement Focus

Government-wide Financial Statements The government-wide financial statements are prepared using a flow of economic resources measurement focus. All assets and all deferred outflows of resources and all liabilities and all deferred inflows of resources associated with the operation of the Library are included on the Statement of Net Position. The Statement of Activities presents increases (e.g. revenues) and decreases (e.g. expenses) in total net position.

Fund Financial Statements All governmental funds are accounted for using a flow of current financial resources measurement focus. With this measurement focus, only current assets and deferred outflows of resources and current liabilities and deferred inflows of resources generally are included on the balance sheet. The statement of revenues, expenditures and changes in fund balances reports on the sources (i.e., revenues and other financing sources) and uses (i.e., expenditures and other financing uses) of current financial resources. This approach differs from the manner in which the governmental activities of the government-wide financial statements are prepared. Governmental fund financial statements therefore include a reconciliation with brief explanations to better identify the relationship between the government-wide statements and the statements for governmental funds.

Like the government-wide statements, all fiduciary funds are accounted for on a flow of economic resources measurement focus. All assets and deferred outflows of resources and all liabilities and deferred inflows of resources associated with the operation of these funds are included on the statement of fund net position. In fiduciary funds, a liability to the beneficiaries of fiduciary activity is recognized when an event has occurred that compels the government to disburse fiduciary resources. Fiduciary fund liabilities other than those to beneficiaries are recognized using the economic resources measurement focus.

Cleveland Public Library
Cuyahoga County
Notes to the Basic Financial Statements
For Year Ended December 31, 2020

Fiduciary funds present a statement of changes in fiduciary net position which reports additions to and deductions from investment trust, private purpose trust funds, and custodial funds.

Basis of Accounting

Basis of accounting determines when transactions are recorded in the financial records and reported on the financial statements. Government-wide financial statements and the statements presented for the fiduciary funds are prepared using the accrual basis of accounting. Governmental funds use the modified accrual basis of accounting. Differences in the accrual and modified accrual basis of accounting arise in the recognition of revenue, the recording of deferred inflows/outflows of resources and in the presentation of expenses versus expenditures.

Revenues - Exchange and Nonexchange Transactions Revenue resulting from exchange transactions, in which each party gives and receives essentially equal value, is recorded on the accrual basis when the exchange takes place. On a modified accrual basis, revenue is recorded in the year in which the resources are measurable and become available. Available means that the resources will be collected within the current year or are expected to be collected soon enough thereafter to be used to pay liabilities of the current year. For the Library, available means expected to be received within sixty days of year-end.

Nonexchange transactions, in which the Library receives value without directly giving equal value in return, include property and other taxes, Public Library Fund payments (PLF), grants, entitlements and donations. Revenue from property taxes is recognized in the year for which the taxes are levied (See Note 8). Revenue from PLF payments, grants, entitlements and donations is recognized in the year in which all eligibility requirements have been satisfied. Eligibility requirements include timing requirements, which specify the year when the resources are required to be used or the year when use is first permitted; matching requirements, in which the Library must provide local resources to be used for a specified purpose; and expenditure requirements, in which the resources are provided to the Library on a reimbursement basis. On the modified accrual basis, revenue from nonexchange transactions must also be available before it can be recognized.

Under the modified accrual basis, the following revenue sources are considered to be both measurable and available at year-end: interest, grants, entitlements and rentals.

Unearned Revenue Unearned revenue arises when assets are recognized before revenue recognition criteria have been satisfied. The Library recognizes unearned revenue for intergovernmental revenue from grants and donations received before the eligibility requirements are met.

Deferred Outflows/Inflows of Resources In addition to assets, the statements of financial position will sometimes report a separate section for deferred outflows of resources. Deferred outflows of resources represent a consumption of net position that applies to a future period and will not be recognized as an outflow of resources (expense/expenditure) until then. For the Library, deferred outflows of resources are reported on the government-wide statement of net position for pension and other postemployment benefits plans. The deferred outflows of resources related to pension and other postemployment benefits plans are explained in Notes 13 and 14.

Cleveland Public Library
Cuyahoga County
Notes to the Basic Financial Statements
For Year Ended December 31, 2020

In addition to liabilities, the statements of financial position report a separate section for deferred inflows of resources. Deferred inflows of resources represent an acquisition of net position that applies to a future period and will not be recognized until that time. For the Library, deferred inflows of resources include property taxes, pension, other postemployment benefits and unavailable revenue. Property taxes represent amounts for which there is an enforceable legal claim as of December 31, 2020, but which were levied to finance 2021 operations. These amounts have been recorded as a deferred inflow on both the government-wide statement of net position and the governmental fund financial statements. Unavailable revenue is reported only on the governmental funds balance sheet and represents receivables which will not be collected within the available period. For the Library, unavailable revenue includes Public Library Fund (PLF) payments, homestead/rollback reimbursements, delinquent property taxes, charges for services, fines and fees, donations and miscellaneous revenue. These amounts are deferred and recognized as an inflow of resources in the period the amounts become available. The details of these unavailable revenues are identified on the Reconciliation of Total Governmental Fund Balances to Net Position of Governmental Activities found on page 18. Deferred inflows of resources related to pension and other postemployment benefits plans are reported on the government-wide statement of net position. (See Notes 13 and 14).

Expenses/Expenditures On the accrual basis of accounting, expenses are recognized at the time they are incurred.

The measurement focus of governmental fund accounting is on decreases in net financial resources (expenditures) rather than expenses. Expenditures are generally recognized in the accounting period in which the related fund liability is incurred, if measurable. Allocations of cost, such as depreciation and amortization, are not recognized in governmental funds.

Cash and Cash Equivalents

To improve cash management, cash received by the Library is pooled. Monies for all funds are maintained in this pool. Individual fund integrity is maintained through Library records. Interest in the pool is presented as “equity in pooled cash and cash equivalents”.

During 2020, investments were limited to federal home loan bank bonds, farmer mac notes, STAR Ohio, money market/principal cash, money market mutual fund, commercial paper, common and convertible preferred stock, federal national mortgage association notes, federal home loan mortgage corporation notes, corporate bonds, negotiable certificates of deposit, United States treasury notes, agency bonds, mortgages, exchange-traded funds, other fixed income assets, and federal farm credit bank bonds.

STAR Ohio (the State Treasury Asset Reserve of Ohio), is an investment pool managed by the State Treasurer’s Office which allows governments within the State to pool their funds for investment purposes. STAR Ohio is not registered with the SEC as an investment company, but has adopted Governmental Accounting Standards Board (GASB), Statement No. 79, “Certain External Investment Pools and Pool Participants.” The Library measures their investment in STAR Ohio at the net asset value (NAV) per share provided by STAR Ohio. The NAV per share is calculated on an amortized cost basis that provides an NAV per share that approximates fair value.

For 2020, there were no limitations or restrictions on any participant withdrawals due to redemption notice periods, liquidity fees, or redemption gates. However, twenty-four hours advance notice is

Cleveland Public Library
Cuyahoga County
Notes to the Basic Financial Statements
For Year Ended December 31, 2020

appreciated for deposits and withdrawals of \$100 million or more. STAR Ohio reserves the right to limit the transaction to \$100 million per day, requiring the excess amount to be transacted the following business day(s), but only to the \$100 million limit. All accounts of the participant will be combined for these purposes.

Interest and dividends earned on all funds when the use of such earnings is not restricted by law are recorded in the general fund except investment earnings attributable to endowment fund balances which are recorded in the endowment funds, a subset of funds classified as either special revenue funds or permanent funds.

Investments, except STAR Ohio, commercial paper, and mortgages, are reported at fair value, which is based on quoted market prices. The fair value of the money market mutual fund is determined by the fund's share price at December 31, 2020. STAR Ohio is reported at net asset value per share. The Library's commercial paper is measured at amortized cost as it is a highly liquid debt instrument with a remaining maturity at the time of purchase of less than one year. Mortgages are measured at cost, as adjusted for principal pay-downs. Gains (or losses) to fair value are booked annually as "Investment Earnings". The fair value of investments related to endowment funds increased during 2020 resulting in investment earnings of \$3,522,054.

Following Ohio statutes, the Board has, by resolution, identified the funds to receive an allocation of interest. Interest revenue credited to the general fund during 2020 amounted to \$955,609, which includes \$85,384 assigned from other Library funds.

Investments with original maturities of three months or less at the time they are purchased, and investments of the cash management pool, are presented on the financial statements as cash equivalents.

Inventory

Inventories are presented at cost on a first-in, first-out basis and are expended/expensed when used. Inventory consists of expendable supplies held for consumption.

Prepaid Items

Payments made to vendors for services that will benefit periods beyond December 31, 2020 are recorded as prepaid items using the consumption method by recording a current asset for the prepaid amount and reflecting the expenditure/expense in the year in which services are consumed.

Restricted Assets

Assets are reported as restricted when limitations on their use change in nature or normal understanding of the availability of the asset. Such constraints are either externally imposed by creditors, contributors, grantors, or laws of other governments or imposed by law through constitutional provisions. Restricted assets in the general fund represent money set aside for unclaimed funds.

Capital Assets

The Library's only capital assets are general capital assets. General capital assets are capital assets that are associated with and generally arise from governmental activities. They generally result from

Cleveland Public Library
Cuyahoga County
Notes to the Basic Financial Statements
For Year Ended December 31, 2020

expenditures in the governmental funds. General capital assets are reported in the governmental activities column of the government-wide statement of net position but are not reported in the fund financial statements.

All capital assets are capitalized at cost (or estimated historical cost) and updated for additions and retirements during the year. Donated capital assets are recorded at their acquisition values as of the date received. The Library maintains capitalization thresholds as displayed in the following table. Improvements are capitalized; the costs of normal maintenance and repairs that do not add to the value of the asset or materially extend an asset's life are not.

<u>Description</u>	<u>Capitalization Thresholds</u>
Land	All Land Acquisitions
Construction in Progress	All Major Projects Not Completed by Year End
Buildings/Improvements	\$100,000
Movable Assets	\$ 5,000
Software/Other Intangibles	\$ 5,000

All capital assets are depreciated and amortized except for land and construction in progress. Improvements are depreciated over the remaining useful lives of the related capital assets. Depreciation and amortization are computed using the straight-line method over the following useful lives:

Buildings/Improvements	15 - 40 Years
Furniture/Equipment	5 - 25 Years
Computers	5 - 25 Years
Software	5 - 25 Years
Vehicles	5 Years

Inexhaustible Collections and Books

Collections (works of art and historical artifacts, for example) meet the definition of a capital asset and normally should be reported in the financial statements. GASB Statement No. 34 does not require capitalization of collections that meet all of the following criteria: 1) the collection is held for reasons other than financial gain, 2) the collection is protected, kept unencumbered, cared for, and preserved, and 3) the collection is subject to an organizational policy requiring that the proceeds from sales of collection items be used to acquire other items for the collections. Because the Library's inexhaustible collections, including research books and other rare library materials, meet the above requirements, the Library has not capitalized them. Other library materials used in the circulating collections have not been capitalized because their estimated useful lives or values are less than the Library's capitalization threshold.

Compensated Absences

Vacation benefits are accrued as a liability as the benefits are earned if the employees' rights to receive compensation are attributable to services already rendered and it is probable that the employer will compensate the employees for the benefits through paid time off or some other means. The Library records a liability for all accumulated unused vacation time when earned for all non-bargaining unit employees after three months of employment and for bargaining unit employees, the liability is recorded for employees with more than six months of service. Accumulated but unused vacation time will be paid for upon termination of

Cleveland Public Library
Cuyahoga County
Notes to the Basic Financial Statements
For Year Ended December 31, 2020

employment for non-bargaining unit employees, and for bargaining unit employees provided the employee has worked six months or more.

Sick leave benefits are accrued as a liability using the termination method. An accrual for earned sick leave is made to the extent that it is probable that benefits will result in termination payments. The liability is an estimate based on the Library's past experience of making termination payments. The amount is based on accumulated sick leave and employee wage rates at year end, taking into consideration any limits specified in the Library's termination policy. The Library's termination policy allowed for payment of unused sick time at the time of retirement, as governed by the provisions of the Ohio Public Employees Retirement System through June 30, 2020, for employees who have ten (10) years of service or more on their retirement date. From January 1, 2020 through December 31, 2020, the termination policy capped unused sick hours to five hundred (500) hours and is paid out at twenty five percent (25%) at the time of retirement.

The entire compensated absences liability is reported on the government-wide financial statements.

On the governmental fund financial statements, compensated absences are recognized as liabilities and expenditures to the extent payments came due each period upon the occurrence of employee resignations and retirements. These amounts are recorded in the account "matured compensated absences payable" in the funds from which the employees who have resigned or retired will be paid.

Pensions/Other Postemployment Benefits

For purposes of measuring the net pension/other postemployment benefit asset/liability, deferred outflows of resources and deferred inflows of resources related to pension/other postemployment benefits expense, and pension/other postemployment benefit expense, information about the fiduciary net position of the pension/other postemployment benefit plans and additions to/deductions from their fiduciary net position have been determined on the same basis as they are reported by the pension/other postemployment benefit plan. For this purpose, benefit payments (including refunds of employee contributions) are recognized when due and payable in accordance with the benefit terms. The pension/other postemployment benefit plans report investments at fair value.

Accrued Liabilities and Long-term Obligations

All payables, accrued liabilities and long-term obligations are reported in the government-wide financial statements.

In general, governmental fund payables and accrued liabilities that, once incurred, are paid in a timely manner and in full from current financial resources, are reported as obligations of the funds. However, claims and judgments and compensated absences that will be paid from governmental funds are reported as a liability in the fund financial statements only to the extent that they are due for payment during the current year. Bonds are recognized as a liability on the governmental fund financial statements when due. Net pension/other postemployment benefit liabilities should be recognized in the governmental funds to the extent that benefit payments are due and payable and the pension/other postemployment benefit plan's fiduciary net position is not sufficient for payment of those benefits.

Cleveland Public Library
Cuyahoga County
Notes to the Basic Financial Statements
For Year Ended December 31, 2020

Fund Balance

Fund balance is divided into five classifications based primarily on the extent to which the Library is bound to observe constraints imposed upon the use of the resources in the governmental funds. The classifications are as follows:

Nonspendable: The nonspendable fund balance classification includes amounts that cannot be spent because they are not in spendable form, or are legally or contractually required to be maintained intact. The “not in spendable form” criterion includes items that are not expected to be converted to cash.

Restricted: Fund balance is reported as restricted when constraints placed on the use of resources are either externally imposed by creditors (such as through debt covenants), grantors, contributors, or laws or regulations of other governments; or are imposed by law through constitutional provisions.

Committed: The committed fund balance classification includes amounts that can be used only for the specific purposes imposed by formal action (resolution) of the Library’s Board of Trustees. Those committed amounts cannot be used for any other purpose unless the Board of Trustees removes or changes the specified use by taking the same type of action (resolution) it employed to previously commit those amounts. Committed fund balance also incorporates contractual obligations to the extent that existing resources in the fund have been specifically committed for use in satisfying those contractual requirements.

Assigned: Amounts in the assigned fund balance classification are intended to be used by the Library for specific purposes but do not meet the criteria to be classified as restricted or committed. In governmental funds other than the general fund, assigned fund balance represents the remaining amount that is not restricted or committed. These amounts are assigned by the Library Board of Trustees. In the general fund, assigned amounts represent intended uses established by the Library Board of Trustees or a Library official delegated that authority by resolution or by State statute. State statute authorizes the Chief Financial Officer to assign fund balance for purchases on order provided such amounts have been lawfully appropriated. The Library Board of Trustees adopted a fund balance policy authorizing the Chief Financial Officer to assign fund balance for purchases on order by the character or major category of the object code for the general fund, which includes salaries and benefits, supplies, purchased/contracted services, library materials, capital outlay and other.

The Library Board of Trustees assigned fund balance to cover a gap between estimated revenue and appropriations in the 2021 appropriated budget.

Unassigned: Unassigned fund balance is the residual classification for the general fund and includes all spendable amounts not contained in the other classifications. In other governmental funds, the unassigned classification is used only to report a deficit balance.

The Library applies restricted resources first when expenditures are incurred for purposes for which either restricted or unrestricted (committed, assigned, and unassigned) amounts are available. Similarly, within unrestricted fund balance, committed amounts are reduced first followed by assigned, and then unassigned amounts when expenditures are incurred for purposes for which amounts in any of the unrestricted fund balance classifications could be used.

Cleveland Public Library
Cuyahoga County
Notes to the Basic Financial Statements
For Year Ended December 31, 2020

Net Position

Net position represents the difference between all other elements in a statement of financial position. Net investment in capital assets consists of capital assets, net of accumulated depreciation, reduced by the outstanding balances of any borrowing used for the acquisition, construction or improvement of those assets. Net position is reported as restricted when there are limitations imposed on their use either through constitutional provisions or through external restrictions imposed by creditors, grantors or laws or regulations of other governments. Net position restricted for other purposes include resources restricted for grant-designated activities and specific library collections.

The Library applies restricted resources when an expense is incurred for purposes for which both restricted and unrestricted net position is available.

Interfund Balances

On fund financial statements, outstanding interfund loans and unpaid amounts for interfund services are reported as “interfund receivables/payables”. Interfund balance amounts are eliminated in the statement of net position.

Estimates

The preparation of the financial statements in conformity with generally accepted accounting principles requires management to make estimates and assumptions that affect the amounts reported in the financial statements and accompanying notes. Actual results may differ from those estimates.

Internal Activity

Transfers between governmental activities are eliminated on the government wide financial statements. Internal allocations of overhead expenses from one function to another or within the same function are eliminated on the statement of activities. Interfund payments for services provided and used are not eliminated.

Exchange transactions between funds are reported as revenues in the seller funds and as expenditures/expenses in the purchaser funds. Flows of cash or goods from one fund to another without a requirement for repayment are reported as interfund transfers. Interfund transfers are reported as other financing sources/uses in governmental funds. Repayments from funds responsible for particular expenditures/expenses to the funds that initially paid for them are not presented on the financial statements.

Premiums

On the government wide financial statements, premiums are deferred and amortized for the term of the debt issuance using the straight-line method. Premiums are presented as an increase of the face amount of the debt issuance payable. On governmental fund statements, premiums are receipted in the year the debt issuances are issued. Under Ohio law, premiums on the original issuance of debt are to be deposited to the debt service fund to be used for debt retirement and are precluded from being applied to the project fund.

Cleveland Public Library
Cuyahoga County
Notes to the Basic Financial Statements
For Year Ended December 31, 2020

Budgetary Data

All funds, except custodial funds, are legally required to be budgeted and appropriated. The budgetary process is prescribed by provisions of the Ohio Administrative Code and entails the preparation of budgetary documents within an established timetable. The Ohio Administrative Code section 117-8 does not require public libraries to budget receipts. However, sound budgeting suggests a government cannot appropriate responsibly unless they have an estimate of resources to support the appropriations. The Board of Library Trustees must annually approve appropriation measures and subsequent amendments. The major documents prepared are the tax budget, the certificate of estimated resources, and the appropriations resolution, all of which are prepared on the budgetary basis of accounting. The tax budget demonstrates a need for existing or increased tax rates.

The certificate of estimated resources establishes a limit on the amount the Board of Library Trustees may appropriate. The appropriations resolution is the Board of Library Trustees' authorization to spend resources and sets annual limits on expenditures plus encumbrances at the level of control selected by the Board of Library Trustees. The legal level of control has been established at the character or major category of the object code for the general fund. For all other funds, the legal level of control has been established at the fund level. Budgetary modifications at the legal level of control may only be made by resolution of the Board of Library Trustees.

The certificate of estimated resources may be amended during the year if projected increases or decreases in revenue are identified by the Chief Financial Officer. The amounts reported as the original budgeted amounts on the budgetary statements reflect the amounts on the certificate of estimated resources when the original appropriations were adopted. The amounts reported as the final budgeted amounts on the budgetary statements reflect the amounts on the amended certificate of estimated resources in effect at the time the final appropriations were enacted by the Board of Library Trustees.

The appropriation resolution is subject to amendment throughout the year with the restriction that appropriations cannot exceed estimated revenues by fund. The amounts reported as the original budgeted amounts reflect the first appropriation resolution for that fund that covered the entire year, including amounts automatically carried over from prior years. The amounts reported as the final budgeted amounts represent the final appropriation amounts passed by the Board of Library Trustees during the year.

Note 3 – Change in Accounting Principle

For 2020, the Library implemented the Governmental Accounting Standard Board's (GASB) Statement No. 83, Certain Asset Retirement Obligations. GASB Statement 83 addresses accounting and financial reporting for certain asset retirement obligations (AROs). An ARO is a legally enforceable liability associated with the retirement of a tangible capital asset. These changes were incorporated in the Library's 2020 financial statements; however, there was no effect on beginning net position/fund balance.

Note 4 - Budgetary Basis of Accounting

While reporting financial position, results of operations, and changes in fund balance on the basis of generally accepted accounting principles (GAAP), the budgetary basis as provided by law is based upon

Cleveland Public Library
Cuyahoga County
Notes to the Basic Financial Statements
For Year Ended December 31, 2020

accounting for certain transactions on a basis of cash receipts, disbursements, and encumbrances. The Statement of Revenues, Expenditures and Changes in Fund Balance - Budget (Non-GAAP Basis) and Actual for the general and major special revenue funds is presented on the budgetary basis to provide a meaningful comparison of actual results with the budget. The major differences between the budgetary basis and the GAAP basis are as follows:

1. Revenues are recorded when received in cash (budgetary) as opposed to when susceptible to accrual (GAAP).
2. Expenditures are recorded when paid in cash (budgetary) as opposed to when the liability is incurred (GAAP).
3. Encumbrances are treated as expenditures (budgetary) rather than as restricted, committed, or assigned (GAAP).
4. Unrecorded cash represents amounts expended but not included as expenditures on the budgetary basis operating statement. These amounts are included as expenditures on the GAAP basis operating statements.
5. Advances-In and Advances-Out are operating transactions (budget basis) as opposed to balance sheet transactions (GAAP basis).
6. Investments are reported at cost (budget basis) rather than fair value (GAAP basis).

The following table summarizes the adjustments necessary to reconcile the GAAP basis statements to the budgetary basis statements for the general and major special revenue funds.

	General	CLEVNET
GAAP Basis	\$14,111,828	\$361,091
Net Adjustment for Revenue Accruals	(18,434)	80,289
Beginning Fair Value of Adjustment for Investments	192,173	0
Ending Fair Value of Adjustment for Investments	(534,447)	0
Beginning Unrecorded Cash	29,323	143
Ending Unrecorded Cash	(59,747)	(222)
Net Adjustment for Expenditure Accruals	(468,793)	19,854
Advances In	75,000	0
Advances Out	(85,009)	0
Adjustment for Encumbrances	(7,354,103)	(432,801)
Budgetary Basis	\$5,887,791	\$28,354

Cleveland Public Library
Cuyahoga County
Notes to the Basic Financial Statements
For Year Ended December 31, 2020

Note 5 – Interfund Transfers and Balances

The general fund transferred \$1,090,385 to the debt service fund to meet debt service obligations.

The general fund advanced \$75,009 to the MyCom special revenue fund and \$10,000 to the Tech Centers special revenue fund for grant monies that the funds will receive at a later date. The interfund balances will be repaid within the following year.

Note 6 – Compensated Absences

Full-time employees are entitled to up to 15 sick days per year and may earn and carry forward up to 120 days of sick leave at the end of the fiscal year. Employees who had at least ten (10) years of service and who retired from January 1, 2020 through December 31, 2020, were paid for twenty-five percent (25%) of unused sick hours up to five hundred (500) hours in cash at their current salary rate. Vacation is earned based upon length of service and may be taken once earned for all non-bargaining unit employees after three months of service and for bargaining unit employees after six months of service. Employees may carry forward up to 150 percent of their annual earned vacation leave at the end of any fiscal year, but this was not enacted in 2020 due to the COVID-19 pandemic, and employees carried forward all their annual earned vacation leave. Accrued vacation leave is paid upon retirement, termination, or death of the employee.

Note 7 – Deposits and Investments

State statutes classify public monies held by the Library into three categories.

Active deposits are public deposits necessary to meet current demands on the treasury. Active deposits must be maintained either as cash in the Library treasury, in commercial accounts payable or withdrawable on demand, including negotiable order of withdrawal (NOW) accounts, or in money market deposit accounts.

Inactive deposits are public deposits that the Board of Library Trustees has identified as not required for use within the current five-year period of designation of depositories. Inactive deposits must either be evidenced by certificates of deposit maturing not later than the end of the current period of designation of depositories, or by savings or deposit accounts including, but not limited to, passbook accounts.

Interim deposits are deposits of interim monies. Interim monies are those monies which are not needed for immediate use but which will be needed before the end of the current period of designation of depositories. A list of permissible investments for interim deposits follows.

Protection of the Library's deposits is provided by the Federal Deposit Insurance Corporation (FDIC), by eligible securities pledged by the financial institution as security for repayment, or by the financial institution's participation in the Ohio Pooled Collateral System (OPCS), a collateral pool of eligible securities deposited with a qualified trustee and pledged to the Treasurer of State to secure the repayment of all public monies deposited in the financial institution.

Interim monies may be deposited or invested in the following securities:

Cleveland Public Library
Cuyahoga County
Notes to the Basic Financial Statements
For Year Ended December 31, 2020

1. United States Treasury notes, bills, bonds, or any other obligation or security issued by the United States Treasury or any other obligation guaranteed as to principal and interest by the United States;
2. Bonds, notes, debentures, or any other obligations or securities issued by any federal government agency or instrumentality, including but not limited to, the Federal National Mortgage Association, Federal Home Loan Bank, Federal Farm Credit Bank, Federal Home Loan Mortgage Corporation, and Government National Mortgage Association. All federal agency securities shall be direct issuances of federal government agencies or instrumentalities;
3. Written repurchase agreements in the securities listed above provided the market value of the securities subject to the repurchase agreement exceeds the principal value of the agreement by at least two percent and be marked to market daily, and the term of the agreement must not exceed thirty days;
4. Interim deposits in the eligible institutions applying for interim monies to be evidenced by time certificates of deposit or by savings or deposit accounts, including, but not limited to, passbook accounts;
5. Bonds and other obligations of the State of Ohio, or political subdivisions of Ohio, provided that, with respect to bonds or other obligations of political subdivisions, (a) the bonds or other obligations are payable from general revenues of the political subdivision and backed by the full faith and credit of the political subdivision, (b) the bonds or other obligations are rated at the time of purchase in the three highest classifications established by at least one nationally recognized standard rating service and purchased through a registered securities broker or dealer, (c) the aggregate value of the bonds or other obligations does not exceed twenty percent of interim monies available for investment at the time of purchase, and (d) the Library is not the sole purchaser of the bonds or other obligations at original issuance;
6. No-load money market mutual funds, rated in the highest category at the time of purchase by at least one nationally recognized rating agency, investing exclusively in obligations described in division (1) or (2) above and repurchase agreements secured by such obligations, provided that investments in securities described in this division are made only through eligible institutions;
7. The State Treasurer's investment pool (STAR Ohio) and any other investment alternative offered to political subdivisions by the Treasurer of State;
8. Up to forty percent of interim monies available for investment in either commercial paper notes or bankers acceptances. Investment in commercial paper notes is limited to notes issued by an entity that is defined in section 1705.01(D) of the Ohio Revised Code and that has assets exceeding five hundred million dollars, and (a) the notes are rated at the time of purchase in the highest classification established by at least two nationally recognized standard rating services, (b) the aggregate value of the notes does not exceed ten percent of the aggregate value of the outstanding commercial paper of the issuing corporation, (c) the notes mature not later than two hundred seventy days after purchase, and (d) the investment in commercial paper notes of a single issuer shall not exceed in the aggregate five percent of interim monies available for investment at the time of purchase. Investment in bankers acceptances is limited to

Cleveland Public Library
Cuyahoga County
Notes to the Basic Financial Statements
For Year Ended December 31, 2020

acceptances of banks that are insured by the FDIC and that mature not later than one hundred eighty days after purchase; and

9. Under limited circumstances, debt interests rated in either of the two highest rating classifications by at least two nationally recognized rating agencies.

Investments in stripped principal or interest obligations, reverse repurchase agreements and derivatives are prohibited. The issuance of taxable notes for the purpose of arbitrage, the use of leverage and short selling are also prohibited. An investment must mature within five years from the date of purchase unless matched to a specific obligation or debt of the Library, and must be purchased with the expectation that it will be held to maturity.

Investments may only be made through specified dealers and institutions. Payment for investments may be made only upon delivery of the securities representing the investments to the Chief Financial Officer or, if the securities are not represented by certificate, upon receipt of confirmation of transfer from the custodian.

At year end, the Library had \$1,760 in undeposited cash on hand, which is included as part of "Equity in Pooled Cash and Cash Equivalents."

The Library, a fiduciary, having monies belonging to a trust which are to be invested, may invest those monies, except as otherwise provided by law or by the instrument creating the trust, in the following:

1. Bonds or other obligations of the United States or the State of Ohio;
2. Bonds or other interest-bearing obligations of any county, municipal corporation, school district, or other legally constituted political taxing subdivision within the State provided that the subdivision has not defaulted in the payment of the interest on any of its bonds or interest-bearing obligations for more than 120 days during the ten years immediately preceding the investment and provided that the subdivision is not, at the time of investment, in default in the payment of principal or interest on any of its bonds or other interest-bearing obligations;
3. Bonds or other interest-bearing obligations of any other state of the United States, which within 20 years prior to the making of such investment, has not defaulted for more than 90 days in the payment of principal or interest on any of its bonds or other interest-bearing obligations;
4. Any bonds issued by or for federal land banks and any debentures issued by or for federal intermediate credit banks under the "Federal Farm Loan Act of 1916" or any debentures issued by or for banks for cooperatives under the "Farm Credit Act of 1933";
5. Notes which are: (a) secured by a first mortgage on real estate held in fee and located in the State, improved by a unit designed principally for residential use for not more than four families or by a combination of such dwelling units and business property, the area designed or used for nonresidential purposes not to exceed 50 percent of the total floor area; (b) secured by a first mortgage on real estate held in fee and located in the State, improved with a building designed for residential use for more than four families or with a building used primarily for business purposes, if the unpaid principal of the notes secured by such mortgage does not

Cleveland Public Library
Cuyahoga County
Notes to the Basic Financial Statements
For Year Ended December 31, 2020

exceed ten percent of the value of the estate or trust or does not exceed \$5,000, whichever is greater; or (c) secured by a first mortgage on an improved farm held in fee and located in the State, provided that such mortgage requires that the buildings on the mortgaged property shall be well insured against loss by fire, and so kept, for the benefit of the mortgagee, until the debt is paid, and provided that the unpaid principal of the notes secured by the mortgage shall not exceed 50 percent of the fair value of the mortgaged real estate at the time the investment is made; except that the unpaid principal of the notes may equal 60 percent of the fair value of the mortgaged real estate at the time the investment is made, and may be payable over a period of 15 years following the date of the investment by the fiduciary if regular installment payments are required sufficient to amortize four percent or more of the principal of the outstanding notes per annum and if the unpaid principal and interest become due and payable at the option of the holder upon any default in the payment of any installment of interest or principal upon the notes, or of taxes, assessments, or insurance premiums upon the mortgaged premises or upon the failure to cure any such default within any grace period provided therein not exceeding 90 days in duration;

6. Life, endowment, or annuity contracts of legal reserve life insurance companies and licensed by the superintendent of insurance to transact business within the State provided that the purchase of contracts authorized by this division shall be limited to executors or the successors to their power when specifically authorized by will and to guardians and trustees, which contracts may be issued on the life of a ward, a beneficiary of a trust fund, or according to a will, or upon the life of a person in whom such ward or beneficiary has an insurable interest and the contracts shall be drawn by the insuring company so that the proceeds shall be the sole property of the person whose funds are so invested;
7. Notes or bonds secured by mortgages and insured by the federal housing administrator or debentures issued by such administrator;
8. Obligations issued by a federal home loan bank created under the "Federal Home Loan Bank Act of 1932";
9. Shares and certificates or other evidences of deposits issued by a federal savings and loan association organized and incorporated under the "Home Owners' Loan Act of 1933" to the extent and only to the extent that those shares or certificates or other evidences of deposits are insured pursuant to the "Financial Institutions Reform, Recovery, and Enforcement Act of 1989";
10. Bonds issued by the home owners' loan corporation created under the "Home Owners' Loan Act of 1933";
11. Obligations issued by the national mortgage association created under the "National Housing Act";
12. Shares and certificates or other evidences of deposits issued by a domestic savings and loan association organized under the laws of the State, which association has obtained insurance accounts pursuant to the "Financial Institutions Reform, Recovery, and Enforcement Act of

Cleveland Public Library
Cuyahoga County
Notes to the Basic Financial Statements
For Year Ended December 31, 2020

1989” or as may be otherwise provided by law, only to the extent that such evidences of deposits are insured under that act;

13. Shares and certificates or other evidences of deposits issued by a domestic savings and loan association organized under the laws of the State, provided that no fiduciary may invest such deposits except with the approval of the probate court, and then in an amount not to exceed the amount which the fiduciary is permitted to invest under division (A)(12);
14. In savings accounts in, or certificates or other evidences of deposits issued by, a national bank located in the State or a state bank located in and organized under the laws of the State by depositing the funds in the bank, and such national or state bank when itself acting in a fiduciary capacity may deposit the funds in savings accounts in, or certificates or other evidences of deposits issued by, its own savings department or any bank subsidiary corporation owned or controlled by the bank holding company that owns or controls such national or state bank; provided that no deposit shall be made by any fiduciary, individual, or corporate, unless the deposits of the depository bank are insured by the Federal Deposit Insurance Corporation (FDIC) and provided that the deposit of the funds of any one trust in any such savings accounts in, or certificates or other evidences of deposits issued by, any one bank shall not exceed the sum insured under the “Federal Deposit Insurance Corporation Act of 1933”;
15. Obligations consisting of notes, bonds, debentures, or equipment trust certificates issued under an indenture, which are the direct obligations, or in the case of equipment trust certificates are secured by direct obligations, of a railroad or industrial corporation, or a corporation engaged directly and primarily in the production, transportation, distribution or sale of electricity or gas, or the operation of telephone or telegraph systems or waterworks, or in some combination of them; provided that the obligor corporation is one which is incorporated under the laws of the United States, any state, or the District of Columbia, and the obligations are rated at the time of purchase in the highest or next highest classification established by at least two standard rating services selected from a list of the standard rating services which shall be prescribed by the superintendent of financial institutions; provided that every such list shall be certified by the superintendent to the clerk of each probate court in the State, and shall continue in effect until a different list is prescribed and certified;
16. Obligations issued, assumed, or guaranteed by the international finance corporation or by the international bank for reconstruction and development, the Asian development bank, the inter-American development bank, the African development bank, or other similar development bank in which the president, as authorized by congress and on behalf of the United States, has accepted membership, provided that the obligations are rated at the time of purchase in the highest or next highest classification established by at least one standard rating service selected from a list of standard rating services which shall be prescribed by the superintendent of financial institutions;
17. Securities of any investment company, as defined in and registered under sections 3 and 8 of the “Investment Company Act of 1940” that are invested exclusively in forms of investment or in instruments that are fully collateralized by forms of investment in which the fiduciary is permitted to invest pursuant to 1 through 16 above, provided that, in addition to such forms of

Cleveland Public Library
Cuyahoga County
Notes to the Basic Financial Statements
For Year Ended December 31, 2020

investments, the investment company may, for the purpose of reducing risk of loss or of stabilizing investment returns, engage in hedging transactions.

In addition to the preceding investments, a fiduciary other than a guardian may make investments in any of the following kinds and classes of securities, provided that it may be lawfully sold in Ohio and investment is made only in such securities as would be acquired by prudent persons of discretion and intelligence in such matters who are seeking a reasonable income and the preservation of their capital:

1. Securities of corporations organized and existing under the laws of the United States, the District of Columbia, of any state in the United States including, but not limited to bonds, debentures, notes, equipment trust obligations, or other evidences of indebtedness, and shares of common and preferred stocks of such corporations;
2. Collective investment funds or securities of any investment company whether or not the fiduciary has invested other funds held by it in an agency or other nonfiduciary capacity in the securities of the same investment company. Such investments may be made regardless of the eligibility of the underlying assets held by the fund portfolios of the investment company;
3. Bonds or other interest-bearing obligations of any state or territory of the United States, or of any county, city, village, school district, or other legally constituted political taxing subdivision of any state or territory of the United States, not otherwise eligible under 2 or 3 in the preceding investment list;
4. Debt or equity securities of foreign corporations that trade on recognized United States domiciled exchanges.

These investments are subject to a restriction placed on an administrator or executor which states that no administrator or executor may invest funds belonging to an estate in an asset other than a direct obligation of the United States that has a maturity date not exceeding one year from the date of investment, or other than in a short term investment fund that is invested exclusively in obligations of the United States or of its agencies, or primarily in such obligations and otherwise only in variable demand notes, corporate money market instruments including, but not limited to, commercial paper, or fully collateralized repurchase agreements or other evidences of indebtedness that are payable on demand or generally have a maturity date not exceeding 91 days from the date of investment except with the approval of the probate court or with the permission of the instruments creating the trust.

Investments

Investments are reported at fair value. As of December 31, 2020, the Library had the following investments:

Cleveland Public Library
Cuyahoga County
Notes to the Basic Financial Statements
For Year Ended December 31, 2020

Measurement/Investment:	Ohio Revised Code 135		Ohio Revised Code 2109	
	Measurement Amount	Average Maturity	Measurement Amount	Average Maturity
Net Asset Value Per Share:				
Star Ohio	\$10,237,357	56 days	\$0	
Amortized Cost:				
Commercial Paper - Operating Fund	2,845,424	186 days	0	
Commercial Paper - Tax-Exempt Fund	18,717,066	184 days	0	
Mortgages			76,809	07/15/25-07/25/27
Fair Value - Level One Inputs				
Money Market/Principal Cash	3,272,984	36-45 days		
Money Market Mutual Fund	0		9,261,518	n/a
Common and Convertible Preferred Stock	0		6,241,984	n/a
Exchange-Traded Funds	0		9,591,548	n/a
Total Fair Value - Level One Inputs	3,272,984		25,095,050	
Fair Value - Level Two Inputs				
United States Treasury Notes				
Operating Fund	1,054,271	147 days	1,135,930	01/31/22-05/15/30
Tax-Exempt Fund	9,603,943	110 days	0	
Taxable Fund	2,322,508	922 days	0	
Corporate Bonds	0		956,093	03/15/21-10/24/31
Agency Bonds	0		485,706	08/24/23-09/01/50
Other Fixed Income Assets	0		10,096	7/25/2025
Negotiable Certificates of Deposit				
Operating Fund	8,874,582	988 days	0	
Tax-Exempt Fund	1,497,846	242 days	0	
Federal Home Loan Bank Bonds				
Operating Fund	2,950,054	984 days	0	
Tax-Exempt Fund	5,608,648	300 days	0	
Taxable Fund	811,851	1,323 days	0	
Federal National Mortgage Association Notes				
Operating Fund	3,529,831	1,272 days	0	
Tax-Exempt Fund	1,956,447	27 days	0	
Taxable Fund	2,042,560	614 days	0	
Federal Home Loan Mortgage Corporation Notes				
Operating Fund	9,389,344	1,203 days	0	
Tax-Exempt Fund	1,500,390	524 days	0	
Taxable Fund	1,501,170	728 days	0	
Federal Farm Credit Bank Bonds				
Operating Fund	6,117,131	943 days	0	
Tax-Exempt Fund	15,275,884	408 days	0	
Taxable Fund	999,030	1,005 days	0	
Farmer Mac Notes - Taxable Fund	1,521,900	809 days	0	
Total Fair Value - Level Two Inputs	76,557,390		2,587,825	
Total Investments	\$111,630,221		\$27,759,684	

Cleveland Public Library
Cuyahoga County
Notes to the Basic Financial Statements
For Year Ended December 31, 2020

Investments are restricted by the provisions of the Ohio Revised Code. During 2020, investments of the cash management pool were limited to federal agency securities, treasury notes, commercial paper, negotiable certificates of deposit, STAR Ohio, and a money market, with the exception of the Library's endowment monies. The endowment monies are able to invest in common and preferred stock as upheld by a 1975 Cuyahoga County Probate Court Order granting authority to invest. For these endowment monies, according to the Probate Court Order and a ruling from the Cuyahoga County Prosecutor, the Library may invest under *Ohio Revised Code* Sections 2109.37 and 2109.371. In addition to common and preferred stock, endowment monies are invested in corporate bonds, treasury notes, agency bonds, mortgages, exchange-traded funds, other fixed income assets, and a money market/mutual fund.

The Library categorizes its fair value measurements within the fair value hierarchy established by generally accepted accounting principles. The hierarchy is based on the valuation inputs used to measure the fair value of the asset. Level 1 inputs are quoted prices in active markets for identical assets. Level 2 inputs are significant other observable inputs. Level 3 inputs are significant unobservable inputs. The above chart identifies the Library's recurring fair value measurements as of December 31, 2020. The money market/principal cash, money market mutual fund, common and convertible preferred stock, and exchange-traded funds are valued using quoted market prices (Level 1 inputs). The Library's remaining investments, with the exception of STAR Ohio, commercial paper, and mortgages, are valued using methodologies that incorporate market inputs such as benchmark yields, reported trades, broker/dealer quotes, issuer spreads, two-sided markets, benchmark securities, bids, offers and reference data including market research publications. Market indicators and industry and economic events are also monitored, which could require the need to acquire further market data (Level 2 inputs).

Interest Rate Risk As a means of limiting its exposure to fair value losses caused by rising interest rates, the Library's investment policy requires that operating funds be invested primarily in investments so that securities mature to meet cash requirements for ongoing operations. The stated intent of the policy is to avoid the need to sell securities prior to maturity. To date, no investments have been purchased with a life greater than five years for the non-endowment funds.

Credit Risk The Federal Home Loan Bank Bonds, Federal National Mortgage Association Notes, Federal Home Loan Mortgage Corporation Notes, Federal Farm Credit Bank Bonds, Farmer Mac Notes, and United States Treasury Notes all carry a rating of Aaa by Moody's Investors Service. The commercial paper carries ratings of A1+ or A-1 by Standard and Poor's, and P-1 by Moody's. STAR Ohio carries a rating of AAAM by Standard & Poor's. Ohio law requires that STAR Ohio maintain the highest rating provided by at least one nationally recognized standard rating service. The money market mutual fund accounts at PNC and Huntington Bank carry a rating of AAAM by Standard and Poor's. The money market accounts at US Bank carry a rating of AAAM by Standard and Poor's. Other money market/principal cash, the money market mutual fund, and the negotiable certificates of deposit are unrated. The corporate bonds carry ratings of Aaa through Baa1 by Moody's, with 4 of 73 unrated. The agency bonds carry ratings of Aaa by Moody's, with 15 of 20 unrated. The mortgages carry ratings of Aaa by Moody's, with one of two unrated. The other fixed income assets carry a rating of Aaa by Moody's. The Library's investment policy states that credit risk will be minimized by (1) diversifying assets by issuer; (2) ensuring that required, minimum credit quality ratings exist prior to the purchase of commercial paper and bankers acceptances; and (3) maintaining adequate collateralization of certificates of deposit and other deposit accounts pursuant to the method as determined by the Fiscal Officer.

Cleveland Public Library
Cuyahoga County
Notes to the Basic Financial Statements
For Year Ended December 31, 2020

Concentration of Credit Risk is defined by the Governmental Accounting Standards Board as having five percent or more invested in the securities of a single issuer. The Library’s investment policy places no limit on the amount it may invest in any one issuer. The following are the Library’s major investment holdings as of December 31, 2020:

	Percentage of Investments
Federal National Mortgage Association Notes	5.40%
Money Market Mutual Fund	6.64%
Federal Home Loan Bank Bonds	6.72%
Exchange-Traded Funds	6.88%
Negotiable Certificates of Deposit	7.44%
Federal Home Loan Mortgage Corporation Notes	8.89%
United States Treasury Notes	10.13%
Commercial Paper	15.47%
Federal Farm Credit Bank Bonds	16.06%

Custodial Credit Risk For an investment, custodial credit risk is the risk that, in the event of the failure of the counterparty, the Library will not be able to recover the value of its investments or collateral securities that are in the possession of an outside party. The Federal Home Loan Bank Bonds, Federal National Mortgage Association Notes, Federal Home Loan Mortgage Corporation Notes, Federal Farm Credit Bank Bonds, Farmer Mac Notes, corporate bonds, commercial paper, United States Treasury Notes, negotiable certificates of deposit, mortgages, other fixed income assets, and the various agency bonds are exposed to custodial credit risk in that they are uninsured, unregistered and held by the counterparty’s trust department or agent but not in the Library’s name. The Library has no investment policy dealing with investment custodial credit risk beyond the requirement in State statute that prohibits payment for investments prior to the delivery of the securities representing such investments to the Chief Financial Officer or qualified trustee. To mitigate such custodial risk, the Library has appointed a qualified trustee as provided for in *Ohio Revised Code* Section 135.37, a financial institution with trust powers in the State of Ohio as custodian for the separate safekeeping of investment assets. Securities owned by the Library are held by the Library’s custodian and the records of the custodian identify the Library’s securities in the custodian’s monthly statement to the Library. Under no circumstances are the Library’s investment assets held in safekeeping by a broker/dealer firm, or a firm acting on behalf of a broker/dealer firm.

Cleveland Public Library
Cuyahoga County
Notes to the Basic Financial Statements
For Year Ended December 31, 2020

Note 8 - Property Taxes

Property taxes include amounts levied against all real and public utility property located in the Library district. Property tax revenue received during 2020 for real and public utility property taxes represents collections of 2019 taxes.

The 2020 real property taxes are levied after October 1, 2020, on the assessed value as of January 1, 2020, the lien date. Assessed values are established by State law at 35 percent of appraised market value. The 2020 real property taxes are collected in and intended to finance 2021.

Real property taxes are payable annually or semi-annually. If paid annually, payment is due December 31; if paid semi-annually, the first payment is due December 31, with the remainder payable by June 20. Under certain circumstances, State statute permits later payment dates to be established.

Public utility tangible personal property currently is assessed at varying percentages of true value; public utility real property is assessed at 35 percent of true value. 2020 public utility property taxes which became a lien December 31, 2019, are levied after October 1, 2020, and are collected in 2021 with real property taxes.

The full tax rate for all Library operations for the year ended December 31, 2020, was \$8.80 per \$1,000 of assessed value. The assessed values of real and tangible personal property upon which 2020 property tax receipts were based are as follows:

<u>Category</u>	<u>Assessed Value</u>
Real Estate	
Residential/Agricultural/Other	\$2,250,383,950
Other Real Estate	2,472,176,200
Tangible Personal Property	
Public Utility	<u>470,690,920</u>
Total Assessed Values	<u>\$5,193,251,070</u>

The Cuyahoga County Fiscal Officer collects property taxes on behalf of all taxing districts in the County, including the Cleveland Public Library. The County Fiscal Officer periodically remits to the Library its portion of the taxes collected. Property taxes receivable represents real and public utility taxes and outstanding delinquencies which are measurable as of December 31, 2020, and for which there is an enforceable legal claim. In the general fund, the portion of the receivable not levied to finance 2020 operations is offset to deferred inflows of resources – property taxes. On the accrual basis, collectible delinquent property taxes have been recorded as a receivable and revenue while on the modified accrual basis the revenue has been reported as deferred inflows of resources – unavailable revenue.

Tax Abatements

For 2020, the Library's property taxes were reduced by \$3,688,844 under various tax abatement agreements entered into by the City of Cleveland.

Cleveland Public Library
Cuyahoga County
Notes to the Basic Financial Statements
For Year Ended December 31, 2020

Note 9 - Receivables

Receivables at December 31, 2020, consisted of taxes, accounts (billings for user charged services), interest, and intergovernmental receivables. All receivables are deemed collectible in full. All receivables except for delinquent property taxes are expected to be collected within one year. Property taxes, although ultimately collectible, include some portion of delinquencies that will not be collected within one year.

The Library receives a substantial portion of its intergovernmental revenue from the Public Library Fund (PLF), (formerly the Library and Local Government Support fund or LLGSF), a State of Ohio fund based on a portion of the general revenues of Ohio as written in State law. The Cuyahoga County Budget Commission, consisting of the County Fiscal Officer, the County Executive and the County Prosecutor, allocate PLF monies to the nine library districts within Cuyahoga County, based on a determination of need. In 2020, the Library received 41.1843 percent of the Countywide total, or \$23,260,064.

A summary of the principal items of intergovernmental receivables follows:

	<u>Amount</u>
PLF	\$11,730,911
Homestead and Rollback	1,286,321
CLEVNET	381,468
MyCom	48,787
Bureau of Workers' Compensation	17,555
Medicare	<u>16</u>
Total	<u><u>\$13,465,058</u></u>

Note 10 – Donor-Restricted Endowments

The Library's permanent funds include donor-restricted endowments. The Net Position-Non-Expendable amounts of \$933,101 represent the principal portions of the endowments. The Net Position – Expendable amount of \$5,908,290 includes \$5,309,398 of the interest earnings on donor- restricted investments and is available for expenditure by the governing board, for purposes consistent with the endowment's intent. State law permits the governing board to appropriate, for purposes consistent with the endowment's intent, net appreciation, realized and unrealized, unless the endowment terms specify otherwise.

Cleveland Public Library
Cuyahoga County
Notes to the Basic Financial Statements
For Year Ended December 31, 2020

Note 11 – Capital Assets

A summary of changes in capital assets during 2020 follows:

	Balance 12/31/2019	Additions	Deletions	Balance 12/31/2020
Governmental Activities				
<i>Nondepreciable Capital Assets</i>				
Land	\$2,844,527	\$530,000	\$0	\$3,374,527
Construction in Progress	595,918	2,011,565	(51,172)	2,556,311
<i>Total Nondepreciable Capital Assets</i>	<u>3,440,445</u>	<u>2,541,565</u>	<u>(51,172)</u>	<u>5,930,838</u>
<i>Depreciable Capital Assets</i>				
Buildings/Improvements	171,664,995	254,059	0	171,919,054
Furniture/Equipment	3,248,733	120,357	(45,844)	3,323,246
Computers	3,964,848	113,856	(185,356)	3,893,348
Software	3,055,357	42,455	0	3,097,812
Vehicles	415,436	0	0	415,436
<i>Total Depreciable Capital Assets</i>	<u>182,349,369</u>	<u>530,727</u>	<u>(231,200)</u>	<u>182,648,896</u>
<i>Less Accumulated Depreciation</i>				
Buildings/Improvements	(93,429,946)	(3,603,411)	0	(97,033,357)
Furniture/Equipment	(2,603,856)	(169,587)	43,791	(2,729,652)
Computers	(3,493,705)	(207,310)	185,356	(3,515,659)
Software	(2,705,002)	(146,800)	0	(2,851,802)
Vehicles	(352,557)	(14,795)	0	(367,352)
<i>Total Accumulated Depreciation</i>	<u>(102,585,066)</u>	<u>(4,141,903)**</u>	<u>229,147</u>	<u>(106,497,822)</u>
<i>Total Depreciable Capital Assets, Net</i>	<u>79,764,303</u>	<u>(3,611,176)</u>	<u>(2,053)</u>	<u>76,151,074</u>
<i>Governmental Activities Capital Assets, Net</i>	<u>\$83,204,748</u>	<u>(\$1,069,611)</u>	<u>(\$53,225)</u>	<u>\$82,081,912</u>

* Depreciation expense was charged to governmental activities as follows:

Administration and Support	\$640,938
Public Services	3,500,965
Total	<u>\$4,141,903</u>

** Of this amount, \$146,800 is presented as amortization expense on the Statement of Activities relating to the Library's intangible asset of purchased software which is included in the above table.

The Library received a solar panel system on the roof of the Library's Rice Branch valued at \$236,314 and property under the Louis Stokes Wing valued at \$530,000. The Library recorded these as capital contributions.

Cleveland Public Library
Cuyahoga County
Notes to the Basic Financial Statements
For Year Ended December 31, 2020

Note 12 - Risk Management

The Library is exposed to various risks of loss related to torts; theft of, damage to, and destruction of assets; errors and omissions; injuries to employees and natural disasters. The Library maintains a variety of insurance policies, including coverage for automobiles and equipment, general liability, public officials, property, boilers and machinery as indicated in the table below. The general liability coverage is \$1 million with excess umbrella coverage of an additional \$10 million. The prior year excess umbrella coverage was an additional \$25 million. The Library reduced the excess umbrella coverage based upon a recommendation from the Library's insurance broker. The Library also reduced the property, boiler and machinery policy limit of \$600,000,000 to \$500,000,000 which remains sufficient coverage as a result of any one occurrence is subject to the respective sub-limits of liability in the policy. Settled claims have not exceeded this commercial coverage in any of the past three years. Other than the excess umbrella and property, boiler and machinery coverage mentioned above, there has not been a significant reduction in the coverage from the prior year.

Company / Type	Deductible	Coverage
Affiliated FM Insurance Company		
Property, Boiler & Machinery	\$10,000/\$100,000	\$500,000,000
Flood/Earthquake	\$100,000	\$100,000,000/\$200,000,000
Liberty Mutual Insurance Company		
Umbrella Liability	\$0	\$10,000,000
General Liability	\$0	\$1,000,000/\$2,000,000
Law Enforcement Professional and Abuse and Molestation Liability	\$2,500	\$1,000,000
Automobile Liability	\$500/\$1,000	\$1,000,000
Uninsured/Underinsured	\$0	\$100,000
Travelers Insurance Company		
Fiscal Officer/Deputy Surety Bonds	\$0	\$50,000 each
Crime	\$500/\$10,000	\$2,000,000/\$1,000,000/\$100,000
National Union Fire Insurance Company		
Public Officials/Employment Practices Liability	\$50,000/\$100,000	\$2,000,000
Beazley (Lloyds of London)		
Cyber Liability	\$10,000/\$25,000	\$1,000,000/\$2,000,000

Workers' compensation is provided by the State. The Library pays the State Workers' Compensation system a premium based on a rate per \$100 of salaries. This rate is calculated based on accident history and administrative costs.

The Library provides medical, dental, and vision insurance on a paid premium basis. Other employee benefits include life insurance, short-term disability insurance and an IRC Section 125 flexible benefit plan.

Cleveland Public Library
Cuyahoga County
Notes to the Basic Financial Statements
For Year Ended December 31, 2020

Note 13 – Defined Benefit Pension Plans

The Statewide retirement systems provide both pension benefits and other postemployment benefits (OPEB).

Net Pension Liability (Asset)/Net OPEB Liability

The net pension liability (asset) and the net OPEB liability reported on the statement of net position represent liabilities to employees for pensions and OPEB, respectively. Pensions/OPEB are a component of exchange transactions—between an employer and its employees—of salaries and benefits for employee services. Pensions/OPEB are provided to an employee—on a deferred-payment basis—as part of the total compensation package offered by an employer for employee services each financial period. The obligation to sacrifice resources for pensions is a present obligation because it was created as a result of employment exchanges that already have occurred.

The net pension/OPEB liability (asset) represent the Library’s proportionate share of each pension/OPEB plan’s collective actuarial present value of projected benefit payments attributable to past periods of service, net of each pension/OPEB plan’s fiduciary net position. The net pension/OPEB liability (asset) calculation is dependent on critical long-term variables, including estimated average life expectancies, earnings on investments, cost of living adjustments and others. While these estimates use the best information available, unknowable future events require adjusting these estimates annually.

Ohio Revised Code limits the Library’s obligation for this liability to annually required payments. The Library cannot control benefit terms or the manner in which pensions are financed; however, the Library does receive the benefit of employees’ services in exchange for compensation including pension and OPEB.

GASB 68/75 assumes the liability is solely the obligation of the employer, because (1) they benefit from employee services; and (2) State statute requires funding to come from these employers. All pension contributions to date have come solely from these employers (which also includes pension costs paid in the form of withholdings from employees). The retirement systems may allocate a portion of the employer contributions to provide for these OPEB benefits. In addition, health care plan enrollees pay a portion of the health care costs in the form of a monthly premium. State statute requires the retirement systems to amortize unfunded pension liabilities within 30 years. If the pension amortization period exceeds 30 years, each retirement system’s board must propose corrective action to the State legislature. Any resulting legislative change to benefits or funding could significantly affect the net pension/OPEB liability (asset). Resulting adjustments to the net pension/OPEB liability (asset) would be effective when the changes are legally enforceable. The Ohio revised Code permits, but does not require the retirement systems to provide healthcare to eligible benefit recipients.

The proportionate share of each plan’s unfunded benefits is presented as a *net pension/OPEB asset* or a long-term *net pension/OPEB liability* on the accrual basis of accounting. Any liability for the contractually-required pension/OPEB contribution outstanding at the end of the year is included in *intergovernmental payable* on both the accrual and modified accrual bases of accounting. The remainder of this note includes the required pension disclosures. See Note 14 for the required OPEB disclosures.

Cleveland Public Library
Cuyahoga County
Notes to the Basic Financial Statements
For Year Ended December 31, 2020

Plan Description – Ohio Public Employees Retirement System (OPERS)

Library Employees participate in the Ohio Public Employees Retirement System (OPERS). OPERS administers three separate pension plans. The traditional pension plan is a cost-sharing, multiple-employer defined benefit pension plan. The member-directed plan is a defined contribution plan and the combined plan is a combination cost-sharing, multiple-employer defined benefit/defined contribution pension plan.

OPERS provides retirement, disability, survivor and death benefits, and annual cost of living adjustments to members of the traditional and combined plans. Authority to establish and amend benefits is provided by Chapter 145 of the Ohio Revised Code. OPERS issues a stand-alone financial report that includes financial statements, required supplementary information and detailed information about OPERS' fiduciary net position that may be obtained by visiting <https://www.opers.org/financial/reports.shtml>, by writing to the Ohio Public Employees Retirement System, 277 East Town Street, Columbus, Ohio 43215-4642, or by calling 800-222-7377.

Senate Bill (SB) 343 was enacted into law with an effective date of January 7, 2013. In the legislation, members in the traditional and combined plans were categorized into three groups with varying provisions of the law applicable to each group. The following table provides age and service requirements for retirement and the retirement formula applied to final average salary (FAS) for the three member groups under the traditional and combined plans as per the reduced benefits adopted by SB 343 (see OPERS Comprehensive Annual Financial Report referenced above for additional information, including requirements for reduced and unreduced benefits):

Group A	Group B	Group C
Eligible to retire prior to January 7, 2013 or five years after January 7, 2013	20 years of service credit prior to January 7, 2013 or eligible to retire ten years after January 7, 2013	Members not in other Groups and members hired on or after January 7, 2013
State and Local	State and Local	State and Local
Age and Service Requirements: Age 60 with 60 months of service credit or Age 55 with 25 years of service credit	Age and Service Requirements: Age 60 with 60 months of service credit or Age 55 with 25 years of service credit	Age and Service Requirements: Age 57 with 25 years of service credit or Age 62 with 5 years of service credit
Traditional Plan Formula: 2.2% of FAS multiplied by years of service for the first 30 years and 2.5% for service years in excess of 30	Traditional Plan Formula: 2.2% of FAS multiplied by years of service for the first 30 years and 2.5% for service years in excess of 30	Traditional Plan Formula: 2.2% of FAS multiplied by years of service for the first 35 years and 2.5% for service years in excess of 35
Combined Plan Formula: 1% of FAS multiplied by years of service for the first 30 years and 1.25% for service years in excess of 30	Combined Plan Formula: 1% of FAS multiplied by years of service for the first 30 years and 1.25% for service years in excess of 30	Combined Plan Formula: 1% of FAS multiplied by years of service for the first 35 years and 1.25% for service years in excess of 35

Final average Salary (FAS) represents the average of the three highest years of earnings over a member's career for Groups A and B. Group C is based on the average of the five highest years of earnings over a member's career.

Cleveland Public Library
Cuyahoga County
Notes to the Basic Financial Statements
For Year Ended December 31, 2020

Members who retire before meeting the age and years of service credit requirement for unreduced benefits receive a percentage reduction in the benefit amount. The initial amount of a member's pension benefit is vested upon receipt of the initial benefit payment for calculation of an annual cost-of-living adjustment.

When a traditional plan benefit recipient has received benefits for 12 months, current law provides for an annual cost of living adjustment (COLA). This COLA is calculated on the base retirement benefit at the date of retirement and is not compounded. Members retiring under the combined plan receive a cost-of-living adjustment on the defined benefit portion of their pension benefit. For those retiring prior to January 7, 2013, the cost of living adjustment is 3 percent. For those retiring subsequent to January 7, 2013, beginning in calendar year 2019, current law provides that the COLA will be based on the average percentage increase in the Consumer Price Index, capped at 3 percent.

Defined contribution plan benefits are established in the plan documents, which may be amended by the Board. Member-directed plan and combined plan members who have met the retirement eligibility requirements may apply for retirement benefits. The amount available for defined contribution benefits in the combined plan consists of the member's contributions plus or minus the investment gains or losses resulting from the member's investment selections. Combined plan members wishing to receive benefits must meet the requirements for both the defined benefit and defined contribution plans. Member-directed participants must have attained the age of 55, have money on deposit in the defined contribution plan and have terminated public service to apply for retirement benefits. The amount available for defined contribution benefits in the member-directed plan consists of the members' contributions, vested employer contributions and investment gains or losses resulting from the members' investment selections. Employer contributions and associated investment earnings vest over a five-year period, at a rate of 20 percent each year. At retirement, members may select one of several distribution options for payment of the vested balance in their individual OPERS accounts. Options include the annuitization of the benefit (which includes joint and survivor options), partial lump-sum payments (subject to limitations), a rollover of the vested account balance to another financial institution, receipt of entire account balance, net of taxes withheld, or a combination of these options.

Beginning in 2022, the Combined Plan will be consolidated under the Traditional Pension Plan (defined benefit plan) and the Combined Plan option will no longer be available for new hires beginning in 2022.

Funding Policy - The Ohio Revised Code (ORC) provides statutory authority for member and employer contributions as follows:

Cleveland Public Library
Cuyahoga County
Notes to the Basic Financial Statements
For Year Ended December 31, 2020

	State and Local
2020 Statutory Maximum Contribution Rates	
Employer	14.0 %
Employee *	10.0 %
 2020 Actual Contribution Rates	
Employer:	
Pension **	14.0 %
Post-employment Health Care Benefits **	0.0
Total Employer	14.0 %
 Employee	 10.0 %

* Member contributions within the combined plan are not used to fund the defined benefit retirement allowance.

** These pension and employer health care rates are for the traditional and combined plans. The employer contributions rate for the member-directed plan is allocated 4 percent for health care with the remainder going to pension.

Employer contribution rates are actuarially determined and are expressed as a percentage of covered payroll.

For 2020, The Library's contractually required contribution was \$3,753,123 for the traditional plan, \$99,425 for the combined plan and \$74,757 for the member-directed plan. Of these amounts, \$443,433 is reported as an intergovernmental payable for the traditional plan, \$11,735 for the combined plan, and \$12,342 for the member-directed plan.

Pension Liabilities, Pension Expense, and Deferred Outflows of Resources and Deferred Inflows of Resources Related to Pensions

The net pension liability (asset) for OPERS was measured as of December 31, 2019, and the total pension liability used to calculate the net pension liability (asset) was determined by an actuarial valuation as of that date. The Library's proportion of the net pension liability (asset) was based on the Library's share of contributions to the pension plan relative to the contributions of all participating entities. Following is information related to the proportionate share and pension expense of the Library's defined benefit pension plans:

Cleveland Public Library
Cuyahoga County
Notes to the Basic Financial Statements
For Year Ended December 31, 2020

	OPERS <u>Traditional Plan</u>	OPERS <u>Combined Plan</u>	<u>Total</u>
Proportion of the Net Pension Liability/Asset:			
Current Measurement Date	0.205113%	0.172522%	
Prior Measurement Date	<u>0.209678%</u>	<u>0.176791%</u>	
Change in Proportionate Share	<u>-0.004565%</u>	<u>-0.004269%</u>	
Proportionate Share of the:			
Net Pension Liability	\$40,541,977	\$0	\$40,541,977
Net Pension Asset	0	359,750	359,750
Pension Expense	6,115,174	41,008	6,156,182

2020 pension expense for the member-directed defined contribution plan was \$74,757. The aggregate pension expense for all pension plans was \$6,230,939 for 2020.

At December 31, 2020, the Library reported deferred outflows of resources and deferred inflows of resources related to defined benefit pensions from the following sources:

	OPERS <u>Traditional Plan</u>	OPERS <u>Combined Plan</u>	<u>Total</u>
Deferred Outflows of Resources			
Changes of assumptions	\$2,165,416	\$37,094	\$2,202,510
Changes in proportion and differences between Library contributions and proportionate share of contributions	11,930	11,325	23,255
Library contributions subsequent to the measurement date	<u>3,753,123</u>	<u>99,425</u>	<u>3,852,548</u>
Total Deferred Outflows of Resources	<u>\$5,930,469</u>	<u>\$147,844</u>	<u>\$6,078,313</u>
Deferred Inflows of Resources			
Differences between expected and actual experience	\$512,595	\$84,459	\$597,054
Net difference between projected and actual earnings on pension plan investments	8,087,213	46,661	8,133,874
Changes in proportion and differences between Library contributions and proportionate share of contributions	<u>601,435</u>	<u>6,877</u>	<u>608,312</u>
Total Deferred Inflows of Resources	<u>\$9,201,243</u>	<u>\$137,997</u>	<u>\$9,339,240</u>

Cleveland Public Library
Cuyahoga County
Notes to the Basic Financial Statements
For Year Ended December 31, 2020

\$3,852,548 reported as deferred outflows of resources related to pension resulting from Library contributions subsequent to the measurement date will be recognized as a reduction of the net pension liability or increase to the net pension asset in 2021. Other amounts reported as deferred outflows of resources and deferred inflows of resources related to pension will be recognized in pension expense as follows:

Year Ending December 31:	OPERS Traditional Plan	OPERS Combined Plan	Total
2021	(\$1,320,996)	(\$22,482)	(\$1,343,478)
2022	(2,826,636)	(21,607)	(2,848,243)
2023	334,890	(8,595)	326,295
2024	(3,211,155)	(25,679)	(3,236,834)
2025	0	(4,431)	(4,431)
Thereafter	0	(6,784)	(6,784)
Total	<u>(\$7,023,897)</u>	<u>(\$89,578)</u>	<u>(\$7,113,475)</u>

Actuarial Assumptions - OPERS

Actuarial valuations of an ongoing plan involve estimates of the values of reported amounts and assumptions about the probability of occurrence of events far into the future. Examples include assumptions about future employment, mortality, and cost trends. Actuarially determined amounts are subject to continual review or modification as actual results are compared with past expectations and new estimates are made about the future.

Projections of benefits for financial reporting purposes are based on the substantive plan (the plan as understood by the employers and plan members) and include the types of benefits provided at the time of each valuation. The total pension liability was determined by an actuarial valuation as of December 31, 2019, using the following actuarial assumptions applied to all periods included in the measurement in accordance with the requirements of GASB 67. Key methods and assumptions used in the latest actuarial valuation, reflecting experience study results, prepared as of December 31, 2019, are presented below.

	OPERS Traditional Plan	OPERS Combined Plan
Wage Inflation	3.25 percent	3.25 percent
Future Salary Increases, including inflation	3.25 to 10.75 percent including wage inflation	3.25 to 8.25 percent including wage inflation
COLA or Ad Hoc COLA:		
Pre-January 7, 2013 Retirees	3 percent, simple	3 percent, simple
Post-January 7, 2013 Retirees	1.4 percent, simple through 2020, then 2.15 percent, simple	1.4 percent, simple through 2020, then 2.15 percent, simple
Investment Rate of Return	7.2 percent	7.2 percent
Actuarial Cost Method	Individual Entry Age	Individual Entry Age

Cleveland Public Library
Cuyahoga County
Notes to the Basic Financial Statements
For Year Ended December 31, 2020

In October 2019, the OPERS Board adopted a change in COLA for Post-January 7, 2013 retirees, changing it from 3 percent simple through 2018 then 2.15 simple to 1.4 percent simple through 2020 then 2.15 percent simple.

Pre-retirement mortality rates are based on the RP-2014 Employees mortality table for males and females, adjusted for mortality improvement back to the observation period base year of 2006. The base year for males and females was then established to be 2015 and 2010, respectively. Post-retirement mortality rates are based on the RP-2014 Healthy Annuitant mortality table for males and females, adjusted for mortality improvement back to the observation period base year of 2006. The base year for males and females was then established to be 2015 and 2010, respectively. Post-retirement mortality rates for disabled retirees are based on the RP-2014 Disabled mortality table for males and females, adjusted for mortality improvement back to the observation period base year of 2006. The base year for males and females was then established to be 2015 and 2010, respectively. Mortality rates for a particular calendar year are determined by applying the MP-2015 mortality improvement scale to all of the above described tables.

The most recent experience study was completed for the five year period ended December 31, 2015.

During 2019, OPERS managed investments in three investment portfolios: the Defined Benefit portfolio, the Health Care portfolio, and the Defined Contribution portfolio. The Defined Benefit portfolio contains the investment assets for the Traditional Pension Plan, the defined benefit component of the Combined Plan and the annuitized accounts of the Member-Directed Plan. Within the Defined Benefit portfolio, contributions into the plans are all recorded at the same time, and benefit payments all occur on the first of the month. Accordingly, the money-weighted rate of return is considered to be the same for all plans within the portfolio. The annual money-weighted rate of return expressing investment performance, net of investment expenses and adjusted for the changing amounts actually invested, for the Defined Benefit portfolio was 17.2 percent for 2019.

The allocation of investment assets with the Defined Benefit portfolio is approved by the Board of Trustees as outlined in the annual investment plan. Plan assets are managed on a total return basis with a long-term objective of achieving and maintaining a fully funded status for the benefits provided through the defined benefit pension plans. The long-term expected rate of return on defined benefit investment assets was determined using a building-block method in which best-estimate ranges of expected future real rates of return are developed for each major asset class. These ranges are combined to produce the long-term expected real rate of return by weighting the expected future real rates of return by the target asset allocation percentage, adjusted for inflation. Best estimates of arithmetic real rates of return were provided by the Board's investment consultant. For each major asset class that is included in the Defined Benefit portfolio's target asset allocation as of December 31, 2019, these best estimates are summarized in the following table:

Cleveland Public Library
Cuyahoga County
Notes to the Basic Financial Statements
For Year Ended December 31, 2020

<u>Asset Class</u>	<u>Target Allocation</u>	<u>Weighted Average Long-Term Expected Real Rate of Return (Arithmetic)</u>
Fixed Income	25.00 %	1.83 %
Domestic Equities	19.00	5.75
Real Estate	10.00	5.20
Private Equity	12.00	10.70
International Equities	21.00	7.66
Other investments	13.00	4.98
Total	100.00 %	5.61 %

Discount Rate The discount rate used to measure the total pension liability was 7.2 percent for the traditional plan and the combined plan. The projection of cash flows used to determine the discount rate assumed that contributions from plan members and those of the contributing employers are made at the contractually required rates, as actuarially determined. Based on those assumptions, the pension plan's fiduciary net position was projected to be available to make all projected future benefits payments of current plan members. Therefore, the long-term expected rate of return on pension plan investments for the traditional pension plan, combined plan and member-directed plan was applied to all periods of projected benefit payments to determine the total pension liability.

Sensitivity of the Library's Proportionate Share of the Net Pension Liability (Asset) to Changes in the Discount Rate The following table presents the Library's proportionate share of the net pension liability (asset) calculated using the current period discount rate assumption of 7.2 percent, as well as what the Library's proportionate share of the net pension liability (asset) would be if it were calculated using a discount rate that is one-percentage-point lower (6.2 percent) or one-percentage-point higher (8.2 percent) than the current rate:

	<u>1% Decrease (6.20%)</u>	<u>Discount Rate (7.20%)</u>	<u>1% Increase (8.20%)</u>
Library's proportionate share of the net pension liability (asset)			
OPERS Traditional Plan	\$66,866,838	\$40,541,977	\$16,876,698
OPERS Combined Plan	(217,378)	(359,750)	(462,359)

Cleveland Public Library
Cuyahoga County
Notes to the Basic Financial Statements
For Year Ended December 31, 2020

Note 14 – Defined Benefit OPEB Plans

See Note 13 for a description of the net OPEB liability

Plan Description - Ohio Public Employees Retirement System (OPERS)

Plan Description - The Ohio Public Employees Retirement System (OPERS) administers three separate pension plans: the traditional pension plan, a cost-sharing, multiple-employer defined benefit pension plan; the member-directed plan, a defined contribution plan; and the combined plan, a cost-sharing, multiple-employer defined benefit pension plan that has elements of both a defined benefit and defined contribution plan.

OPERS maintains a cost-sharing, multiple-employer defined benefit post-employment health care trust, which funds multiple health care plans including medical coverage, prescription drug coverage and deposits to a Health Reimbursement Arrangement to qualifying benefit recipients of both the traditional pension and the combined plans. This trust is also used to fund health care for member-directed plan participants, in the form of a Retiree Medical Account (RMA). At retirement or refund, member directed plan participants may be eligible for reimbursement of qualified medical expenses from their vested RMA balance.

In order to qualify for postemployment health care coverage, age and service retirees under the traditional pension and combined plans must have twenty or more years of qualifying Ohio service credit with a minimum age of 60, or generally 30 years of qualifying service at any age. Health care coverage for disability benefit recipients and qualified survivor benefit recipients is available. The health care coverage provided by OPERS meets the definition of an Other Post Employment Benefit (OPEB) as described in GASB Statement 75. See OPERS' Comprehensive Annual Financial Report referenced below for additional information.

The Ohio Revised Code permits, but does not require, OPERS to provide health care to its eligible benefit recipients. Authority to establish and amend health care coverage is provided to the Board in Chapter 145 of the Ohio Revised Code.

Disclosures for the health care plan are presented separately in the OPERS financial report. Interested parties may obtain a copy by visiting <https://www.opers.org/financial/reports.shtml>, by writing to OPERS, 277 East Town Street, Columbus, Ohio 43215-4642, or by calling (614) 222-5601 or 800-222-7377.

Funding Policy - The Ohio Revised Code provides the statutory authority allowing public employers to fund postemployment health care through their contributions to OPERS. When funding is approved by OPERS' Board of Trustees, a portion of each employer's contribution to OPERS is set aside to fund OPERS health care plans. Beginning in 2018, OPERS no longer allocated a portion of its employer contributions to health care for the traditional plan and the combined plan.

Cleveland Public Library
Cuyahoga County
Notes to the Basic Financial Statements
For Year Ended December 31, 2020

Employer contribution rates are expressed as a percentage of the earnable salary of active members. In 2020, state and local employers contributed at a rate of 14.0 percent of earnable salary and public safety and law enforcement employers contributed at 18.1 percent. These are the maximum employer contribution rates permitted by the Ohio Revised Code. Active member contributions do not fund health care.

Each year, the OPERS Board determines the portion of the employer contribution rate that will be set aside to fund health care plans. For 2020, OPERS did not allocate any employer contribution to health care for members in the Traditional Pension Plan and Combined Plan. The OPERS Board is also authorized to establish rules for the retiree or their surviving beneficiaries to pay a portion of the health care provided. Payment amounts vary depending on the number of covered dependents and the coverage selected. The employer contribution as a percentage of covered payroll deposited into the RMA for participants in the member-directed plan for 2020 was 4.0 percent.

Employer contribution rates are actuarially determined and are expressed as a percentage of covered payroll.

The Library's contractually required contribution was \$29,903 for 2020. Of this amount, \$3,526 is reported as an intergovernmental payable.

OPEB Liabilities, OPEB Expense, and Deferred Outflows of Resources and Deferred Inflows of Resources Related to OPEB

The net OPEB liability and total OPEB liability for OPERS were determined by an actuarial valuation as of December 31, 2018, rolled forward to the measurement date of December 31, 2019, by incorporating the expected value of health care cost accruals, the actual health care payment, and interest accruals during the year. The Library's proportion of the net OPEB liability was based on the Library's share of contributions to the retirement plan relative to the contributions of all participating entities. Following is information related to the proportionate share and OPEB expense:

	OPERS
Proportion of the Net OPEB Liability:	
Current Measurement Date	0.200903%
Prior Measurement Date	0.204253%
Change in Proportionate Share	-0.003350%
Proportionate Share of the Net OPEB Liability	\$27,749,924
OPEB Expense	\$2,882,306

At December 31, 2020, the Library reported deferred outflows of resources and deferred inflows of resources related to OPEB from the following sources:

Cleveland Public Library
Cuyahoga County
Notes to the Basic Financial Statements
For Year Ended December 31, 2020

	OPERS
Deferred Outflows of Resources	
Differences between expected and actual experience	\$745
Changes of assumptions	4,392,518
Library contributions subsequent to the measurement date	29,903
Total Deferred Outflows of Resources	\$4,423,166
Deferred Inflows of Resources	
Differences between expected and actual experience	\$2,537,859
Net difference between projected and actual earnings on OPEB plan investments	1,413,019
Changes in proportion and differences between Library contributions and proportionate share of contributions	274,178
Total Deferred Inflows of Resources	\$4,225,056

\$29,903 reported as deferred outflows of resources related to OPEB resulting from Library contributions subsequent to the measurement date will be recognized as a reduction of the net OPEB liability in 2021. Other amounts reported as deferred outflows of resources and deferred inflows of resources related to OPEB will be recognized in OPEB expense as follows:

	OPERS
Year Ending December 31:	
2021	\$541,321
2022	229,559
2023	1,124
2024	(603,797)
Total	\$168,207

Actuarial Assumptions - OPERS

Actuarial valuations of an ongoing plan involve estimates of the values of reported amounts and assumptions about the probability of occurrence of events far into the future. Examples include assumptions about future employment, mortality, and cost trends. Actuarially determined amounts are subject to continual review or modification as actual results are compared with past expectations and new estimates are made about the future.

Projections of health care costs for financial reporting purposes are based on the substantive plan (the plan as understood by the employers and plan members) and include the types of coverage provided at the time of each valuation and the historical pattern of sharing of costs between OPERS and plan members. The total OPEB liability was determined by an actuarial valuation as of December 31, 2018,

Cleveland Public Library
Cuyahoga County
Notes to the Basic Financial Statements
For Year Ended December 31, 2020

rolled forward to the measurement date of December 31, 2019. The actuarial valuation used the following actuarial assumptions applied to all prior periods included in the measurement in accordance with the requirements of GASB 74:

Wage Inflation	3.25 percent
Projected Salary Increases, including inflation	3.25 to 10.75 percent including wage inflation
Single Discount Rate:	
Current measurement date	3.16 percent
Prior Measurement date	3.96 percent
Investment Rate of Return	6.00 percent
Municipal Bond Rate:	
Current measurement date	2.75 percent
Prior Measurement date	3.71 percent
Health Care Cost Trend Rate:	
Current measurement date	10.5 percent, initial 3.50 percent, ultimate in 2030
Prior Measurement date	10.0 percent, initial 3.25 percent, ultimate in 2029
Actuarial Cost Method	Individual Entry Age Normal

Pre-retirement mortality rates are based on the RP-2014 Employees mortality table for males and females, adjusted for mortality improvement back to the observation period base year of 2006. The base year for males and females was then established to be 2015 and 2010, respectively. Post-retirement mortality rates are based on the RP-2014 Healthy Annuitant mortality table for males and females, adjusted for mortality improvement back to the observation period base year of 2006. The base year for males and females was then established to be 2015 and 2010, respectively. Post-retirement mortality rates for disabled retirees are based on the RP-2014 Disabled mortality table for males and females, adjusted for mortality improvement back to the observation period base year of 2006. The base year for males and females was then established to be 2015 and 2010, respectively. Mortality rates for a particular calendar year are determined by applying the MP-2015 mortality improvement scale to all of the above described tables.

The most recent experience study was completed for the five year period ended December 31, 2015.

During 2019, OPERS managed investments in three investment portfolios: the Defined Benefit portfolio, the Health Care portfolio and the Defined Contribution portfolio. The Health Care portfolio includes the assets for health care expenses for the Traditional Pension Plan, Combined Plan and Member-Directed Plan eligible members. Within the Health Care portfolio, if any contribution are made into the plans, the contributions are assumed to be received continuously throughout the year based on the actual payroll payable at the time contributions are made. Health care-related payments are assumed to occur mid-year. Accordingly, the money-weighted rate of return is considered to be the same for all plans within the portfolio. The annual money-weighted rate of return expressing investment performance, net of investment expenses and adjusted for the changing amounts actually invested, for the Health Care portfolio was 19.7 percent for 2019.

Cleveland Public Library
Cuyahoga County
Notes to the Basic Financial Statements
For Year Ended December 31, 2020

The allocation of investment assets within the Health Care portfolio is approved by the Board of Trustees as outlined in the annual investment plan. Assets are managed on a total return basis with a long-term objective of continuing to offer a sustainable health care program for current and future retirees. OPERS' primary goal is to achieve and maintain a fully funded status for the benefits provided through the defined pension plans. Health care is a discretionary benefit. The long-term expected rate of return on health care investment assets was determined using a building-block method in which best-estimate ranges of expected future real rates of return are developed for each major asset class. These ranges are combined to produce the long-term expected real rate of return by weighting the expected future real rates of return by the target asset allocation percentage, adjusted for inflation. For each major asset class that is included in the Health Care's portfolio's target asset allocation as of December 31, 2019, these best estimates are summarized in the following table:

<u>Asset Class</u>	<u>Target Allocation</u>	<u>Weighted Average Long-Term Expected Real Rate of Return (Arithmetic)</u>
Fixed Income	36.00 %	1.53 %
Domestic Equities	21.00	5.75
Real Estate Investment Trust	6.00	5.69
International Equities	23.00	7.66
Other investments	14.00	4.90
Total	100.00 %	4.55 %

Discount Rate A single discount rate of 3.16 percent was used to measure the OPEB liability on the measurement date of December 31, 2019. A single discount rate of 3.96 percent was used to measure the OPEB liability on the measurement date of December 31, 2018. Projected benefit payments are required to be discounted to their actuarial present value using a single discount rate that reflects (1) a long-term expected rate of return on OPEB plan investments (to the extent that the health care fiduciary net position is projected to be sufficient to pay benefits), and (2) tax-exempt municipal bond rate based on an index of 20-year general obligation bonds with an average AA credit rating as of the measurement date (to the extent that the contributions for use with the long-term expected rate are not met). This single discount rate was based on an expected rate of return on the health care investment portfolio of 6.00 percent and a municipal bond rate of 2.75 percent. The projection of cash flows used to determine this single discount rate assumed that employer contributions will be made at rates equal to the actuarially determined contribution rate. Based on these assumptions, the health care fiduciary net position and future contributions were sufficient to finance health care costs through 2034. As a result, the long-term expected rate of return on health care investments was applied to projected costs through the year 2034, and the municipal bond rate was applied to all health care costs after that date.

Sensitivity of the Library's Proportionate Share of the Net OPEB Liability to Changes in the Discount Rate The following table presents the Library's proportionate share of the net OPEB liability calculated using the single discount rate of 3.16 percent, as well as what the Library's proportionate share of the net OPEB liability would be if it were calculated using a discount rate that is one-percentage-point lower (2.16 percent) or one-percentage-point higher (4.16 percent) than the current rate:

Cleveland Public Library
Cuyahoga County
Notes to the Basic Financial Statements
For Year Ended December 31, 2020

	1% Decrease (2.16%)	Discount Rate (3.16%)	1% Increase (4.16%)
Library's proportionate share of the net OPEB liability	\$36,315,226	\$27,749,924	\$20,891,903

Sensitivity of the Library's Proportionate Share of the Net OPEB Liability to Changes in the Health Care Cost Trend Rate Changes in the health care cost trend rate may also have a significant impact on the net OPEB liability. The following table presents the net OPEB liability calculated using the assumed trend rates, and the expected net OPEB liability if it were calculated using a health care cost trend rate that is 1.0 percent lower or 1.0 percent higher than the current rate.

Retiree health care valuations use a health care cost-trend assumption that changes over several years built into the assumption. The near-term rates reflect increases in the current cost of health care; the trend starting in 2020 is 10.50 percent. If this trend continues for future years, the projection indicates that years from now virtually all expenditures will be for health care. A more reasonable alternative is that in the not-too-distant future, the health plan cost trend will decrease to a level at, or near, wage inflation. On this basis, the actuaries project premium rate increases will continue to exceed wage inflation for approximately the next decade, but by less each year, until leveling off at an ultimate rate, assumed to be 3.50 percent in the most recent valuation.

	1% Decrease	Current Health Care Cost Trend Rate Assumption	1% Increase
Library's proportionate share of the net OPEB liability	\$26,931,047	\$27,749,924	\$28,558,361

Changes between Measurement Date and Reporting Date

On January 15, 2020, the Board approved several changes to the health care plan offered to Medicare and pre-Medicare retirees in efforts to decrease costs and increase the solvency of the health care plan. These changes are effective January 1, 2022, and include changes to base allowances and eligibility for Medicare retirees, as well as replacing OPERS-sponsored medical plans for pre-Medicare retirees with monthly allowances, similar to the program for Medicare retirees. These changes are not reflected in the current year financial statements but are expected to decrease the associated OPEB liability.

Note 15 – Contingencies

Grants

The Library receives financial assistance from federal and state agencies in the forms of grants. The disbursement of funds received under these programs generally requires compliance with terms and conditions specified in the grant agreements and are subject to audit by the grantor agencies. Any disallowed claims resulting from such audits could become a liability of the general fund or any other

Cleveland Public Library
Cuyahoga County
Notes to the Basic Financial Statements
For Year Ended December 31, 2020

applicable funds. However, in the opinion of management, any such disallowed claims will not have a material adverse effect on the overall financial position of the Library.

Litigation

The Library was not a defendant in any pending lawsuit or administrative claim as of December 31, 2020.

Note 16 – Long-Term Obligations

Original issue amounts and interest rates of the Library’s debt issues were as follows:

Debt Issue	Interest Rate	Original Issue	Year of Maturity
Library Fund Facilities Notes, Series 2019A			
Tax-exempt Serial Notes	3.00% to 5.00%	\$28,510,000	2040
Tax-exempt Term Notes	4.00%	12,535,000	2045
Tax-exempt Term Notes	4.00%	11,955,000	2049
Library Fund Facilities Notes, Series 2019B			
Federally Taxable Serial Notes	1.84% to 2.00%	9,000,000	2023

The changes in the Library’s long-term obligations during the year consist of the following:

	Principal Outstanding 12/31/2019	Additions	Deletions	Principal Outstanding 12/31/2020	Amounts Due In One Year
<i>Governmental Activities</i>					
2019 Library Fund Facilities Notes, Series 2019A					
Tax-exempt Serial Notes	\$28,510,000	\$0	\$0	\$28,510,000	\$0
Tax-exempt Term Notes	24,490,000	0	0	24,490,000	0
Premium on Tax-exempt Notes	8,995,506	0	0	8,995,506	0
Total Tax-exempt Serial Notes	61,995,506	0	0	61,995,506	0
2019 Library Fund Facilities Notes, Series 2019B					
Federally Taxable Serial Notes	3,800,000	0	1,020,000	2,780,000	1,040,000
<i>Total Library Fund Facilities Notes</i>	<u>65,795,506</u>	<u>0</u>	<u>1,020,000</u>	<u>64,775,506</u>	<u>1,040,000</u>
<i>Other Long Term Obligations</i>					
Net Pension Liability - OPERS	57,426,553	0	16,884,576	40,541,977	0
Net OPEB Liability - OPERS	26,629,770	1,120,154	0	27,749,924	0
Compensated Absences	1,631,558	740,433	136,590	2,235,401	153,832
Special Termination Benefits	50,000	0	50,000	0	0
<i>Total Other Long Term Obligations</i>	<u>85,737,881</u>	<u>1,860,587</u>	<u>17,071,166</u>	<u>70,527,302</u>	<u>153,832</u>
<i>Total General Long-term Obligations</i>	<u>\$151,533,387</u>	<u>\$1,860,587</u>	<u>\$18,091,166</u>	<u>\$135,302,808</u>	<u>\$1,193,832</u>

Cleveland Public Library
Cuyahoga County
Notes to the Basic Financial Statements
For Year Ended December 31, 2020

The Library pays obligations related to employee compensation from the fund benefitting from their service.

There is no repayment schedule for the net pension liability and net OPEB liability. However, employer pension contributions are made from the general fund. For additional information related to the net pension liability see Note 13 and related to the net OPEB liability see Note 14.

On September 5, 2019, the Library issued \$62,000,000 in Library Fund Facilities Notes for the purpose of constructing, remodeling, renovating and otherwise improving, equipping and furnishing library buildings and parts of library buildings and other real property, and purchasing personal property, necessary for the proper maintenance and operation of the library. The notes include tax-exempt serial notes, tax-exempt term notes and federally taxable serial notes in the amounts of \$28,510,000, \$24,490,000 and \$9,000,000, respectively. The tax-exempt notes were issued at a premium of \$8,995,506. The notes were issued for a thirty year period with final maturity at December 1, 2049. The notes will be retired from the note retirement debt service fund from Public Library Fund revenue. The Library had \$59,691,108 in unspent proceeds as of December 31, 2020.

The Library has pledged a portion of public library fund revenue to repay the Library Fund Facilities Notes. The notes are paid solely from public library fund revenue and payable through 2049. Annual principal and interest payments on the notes are to require less than 25 percent of public library fund revenue. The total principal and interest remaining to be paid on the notes is \$95,511,869. Principal and interest paid for the current year were \$3,292,635 and total revenue was \$23,260,064.

Principal and interest requirements to maturity for the Library Fund Facilities Notes, outstanding at December 31, 2020, are as follows:

	Notes		
	Serial	Term	Interest
2021	\$1,040,000	\$0	\$2,253,704
2022	1,060,000	0	2,234,506
2023	1,080,000	0	2,214,959
2024	1,110,000	0	2,182,250
2025	1,165,000		2,126,750
2026-2030	6,770,000	0	9,698,750
2031-2035	8,590,000	0	7,881,200
2036-2040	10,475,000	0	5,986,550
2041-2045	0	12,535,000	3,934,400
2046-2049	0	11,955,000	1,218,800
Total	\$31,290,000	\$24,490,000	\$39,731,869

Cleveland Public Library
Cuyahoga County
Notes to the Basic Financial Statements
For Year Ended December 31, 2020

Note 17 – Operating Lease

Cleveland Public Library entered into a ten (10) year operating lease on May 17, 2007 with Bridgeport Place LLC for a 3,517 square foot portion of the building located at 7201 Kinsman Road for the purpose of housing the Garden Valley Branch. The Library commenced monthly rent payments of \$4,689 in early 2008 once the space was available for occupancy, and continued to pay that same monthly rent amount during 2012 as well as the common area prorated shared expenses. The monthly rent payments in 2013 increased to \$4,830.01, and the monthly rent increased 3% each successive year. The ten (10) year term expired on November 30, 2017. The Library provided six (6) months advanced notice and exercised its option to renew the lease, based upon the same terms and conditions of the existing lease (except rent), for an additional five year term from December 1, 2017 through November 30, 2022. The monthly rent payments start at \$5,517.77 which will increase 1.5% each successive year. The Library now has the option to renew the lease for three additional terms of five (5) years each by providing six (6) months advanced notice, and the monthly rent shall increase 1.5% each successive year of the five (5) year renewal option. The Library has the right to terminate the lease with 90 days written notice if the Library experiences a 10% or more reduction in Public Library Fund (PLF) revenues received in the prior year, or if the Library fails to renew an operating levy.

The Library is also subject to a lease which commenced in 1957 for a 20 foot by 198 foot parcel of land underneath its Louis Stokes Wing building, and which requires the Library to pay \$6,400 in rent per year in quarterly installments. The lease expired in 2018, and the Library is now legally considered a holdover tenant. As of December 31, 2020, the Library has acquired a fractional ownership interest of 113/120 in the land, thus reducing the Library's annual rent obligation to \$373.33. The Library's legal department is attempting to acquire title to the remaining 7/120 interest in the property.

Note 18 – Fund Deficit

The MyCom special revenue fund had a deficit fund balance \$114 as of December 31, 2020. The deficit is due to interfund payables. The general fund is liable for any deficit in this fund and provides transfers when cash is required, rather than when accruals occur.

Cleveland Public Library
Cuyahoga County
Notes to the Basic Financial Statements
For Year Ended December 31, 2020

Note 19 – Significant Commitments

Contractual Commitments

At December 31, 2020, the Library’s significant contractual commitments consisted of the following:

Project	Amount	Paid to Date	Remaining on Contract
Safe, Warm and Dry Construction Initiative	\$4,819,939	\$4,819,939	\$0
South Branch Renovation	4,377,609	4,377,609	0
Facilities Master Plan Group 1:			
Eastman, Hough, Jefferson, Lorain, Martin Luther King Jr, Rockport, Walz, West Park, Woodland/Central Distribution Facility	7,178,826	2,187,775	4,991,051
Eastman Reading Garden	308,872	308,872	0

\$4,991,051 of the contractual commitments were encumbered. The amounts of \$5,000 and \$261,857 in accounts and contracts payable for governmental activities, respectively, have been capitalized.

Encumbrances

Encumbrances are commitments related to unperformed contracts for goods or services. Encumbrance accounting is utilized to the extent necessary to assure effective budgetary control and accountability and to facilitate effective cash planning and control. At year end, the amount of encumbrances expected to be honored upon performance by the vendor in the next year were as follows:

General	\$7,354,103
CLEVNET	432,801
Construction	5,021,612
Other Governmental Funds	716,944
Total	<u>\$13,525,460</u>

Note 20 – Fund Balances

Fund balance is classified as nonspendable, restricted, committed, assigned and/or unassigned based primarily on the extent to which the Library is bound to observe constraints imposed upon the use of the resources in the governmental funds. The constraints placed on fund balance for the major governmental funds and all other governmental funds are presented below:

Cleveland Public Library
Cuyahoga County
Notes to the Basic Financial Statements
For Year Ended December 31, 2020

Fund Balances	General	CLEVNET	Construction	Other Governmental Funds	Total
<i>Nonspendable</i>					
Inventory	\$273,913	\$0	\$0	\$0	\$273,913
Prepaid Items	1,253,890	422,862	0	80,512	1,757,264
Unclaimed Funds	9,005	0	0	0	9,005
Endowments--Non-Expendable	0	0	0	933,101	933,101
<i>Total Nonspendable</i>	1,536,808	422,862	0	1,013,613	2,973,283
<i>Restricted for</i>					
Capital Projects (Facilities Master Plan)	0	0	61,094,327	0	61,094,327
Debt Service	0	0	0	705,398	705,398
John G. White Special Collections	0	0	0	3,474,897	3,474,897
Ohio Center for the Book	0	0	0	346,514	346,514
Photography	0	0	0	412,419	412,419
Children's Biography Awards	0	0	0	149,473	149,473
Library for the Blind and Physically Disabled	0	0	0	14,471,346	14,471,346
Fine Arts and Special Collections	0	0	0	534,210	534,210
Youth Services/Business Departments	0	0	0	414,465	414,465
Floral and Plant Decorations	0	0	0	142,434	142,434
Walz Branch	0	0	0	331,995	331,995
History	0	0	0	68,150	68,150
Architecture	0	0	0	141,253	141,253
Immigration Books	0	0	0	156,428	156,428
Program/Branch/Agency Support	0	0	0	54,680	54,680
Dentistry	0	0	0	4,097	4,097
Homebound Services	0	0	0	10	10
Judaica	0	0	0	21,584	21,584
Student Learning Centers	0	0	0	8,042	8,042
Tech Centers	0	0	0	20,000	20,000
Rice Solar Panel System	0	0	0	111,549	111,549
Total Restricted	\$0	\$0	\$61,094,327	\$21,568,944	\$82,663,271

(continued)

Cleveland Public Library
Cuyahoga County
Notes to the Basic Financial Statements
For Year Ended December 31, 2020

Fund Balances	General	CLEVNET	Construction	Other Governmental Funds	Total
<i>Committed to</i>					
CLEVNET Operations	\$0	\$1,932,136	\$0	\$0	\$1,932,136
Capital Improvement Projects:					
Elevator door repairs	0	0	0	54,392	54,392
Building Control Panels and Software	0	0	0	5,602	5,602
Security Cameras	0	0	0	40,044	40,044
Education--Government and					
Social Science	0	0	0	534,025	534,025
Reserved by Board of Trustees					
(Founders fund)	0	0	0	7,808,208	7,808,208
Air Filters	139,091	0	0	0	139,091
Agent and Lobbyist Services	52,000	0	0	0	52,000
Benefit Consulting Services	1,204	0	0	0	1,204
Book Binding Services	3,773	0	0	0	3,773
Branch Security Guard and Night					
Alarms	26,098	0	0	0	26,098
Cataloging, Worldshare ILL and					
Access Subscription Services	134,679	0	0	0	134,679
Cobra Services	3,448	0	0	0	3,448
Collection Services	44,474	0	0	0	44,474
Community Financial Center Program	16,167	0	0	0	16,167
Consulting Services for:					
Fundraising	15,000	0	0	0	15,000
Facilities Master Plan	17,000	0	0	0	17,000
Custodial Services	356	0	0	0	356
Design Services for Brand Identity Refresh	20,400	0	0	0	20,400
Digital Advertising	3,285	0	0	0	3,285
Elevator Maintenance and Service	45,949	0	0	0	45,949
FMLA Case Management Services	17,575	0	0	0	17,575
HVAC Engineering Services	7,380	0	0	0	7,380
Legal Advice and Services	71,798	0	0	0	71,798
Main Library Roof Repairs	48,000	0	0	0	48,000
Maintenance Agreements	167,763	0	0	0	167,763
Purchase Cameras, Access Control/Software	42,169	0	0	0	42,169
Purchase Hold Pickup Locker	31,635	0	0	0	31,635
Purchase Phazzers for SPS	26,076	0	0	0	26,076
Rent for Garden Valley Branch	12,773	0	0	0	12,773
Surveying/Environmental/Geotechnical					
Services for Collinwood Branch	5,020	0	0	0	5,020
Uniform Rental Services	46,997	0	0	0	46,997
Vehicle Leases	15,054	0	0	0	15,054
Waste Material Services	27,065	0	0	0	27,065
<i>Total Committed</i>	\$1,042,229	\$1,932,136	\$0	\$8,442,271	\$11,416,636

(continued)

Cleveland Public Library
Cuyahoga County
Notes to the Basic Financial Statements
For Year Ended December 31, 2020

Fund Balances	General	CLEVNET	Construction	Other Governmental Funds	Total
<i>Assigned to</i>					
Capital Improvement Projects	\$0	\$0	\$0	\$1,802,421	\$1,802,421
Year 2021 Appropriation	16,539,361	0	0	0	16,539,361
Program/Branch/Agency Support	0	0	0	210,532	210,532
<i>Purchases on Order:</i>					
Salaries and Benefits	52,767	0	0	0	52,767
Supplies	87,058	0	0	0	87,058
Purchased/Contracted Services	552,208	0	0	0	552,208
Library Materials	3,403,687	0	0	0	3,403,687
Capital Outlay	152,542	0	0	0	152,542
Miscellaneous Expenses	11,090	0	0	0	11,090
<i>Total Assigned</i>	<u>20,798,713</u>	<u>0</u>	<u>0</u>	<u>2,012,953</u>	<u>22,811,666</u>
<i>Unassigned (Deficit)</i>	<u>24,359,519</u>	<u>0</u>	<u>0</u>	<u>(114)</u>	<u>24,359,405</u>
<i>Total Fund Balances</i>	<u><u>\$47,737,269</u></u>	<u><u>\$2,354,998</u></u>	<u><u>\$61,094,327</u></u>	<u><u>\$33,037,667</u></u>	<u><u>\$144,224,261</u></u>

Note 21 – COVID-19

The United States and the State of Ohio declared a state of emergency in March of 2020 due to the COVID-19 pandemic. The financial impact of COVID-19 and the continuing emergency measures will impact subsequent periods of the Library. The Library’s investment portfolio fluctuates with market conditions, and due to market volatility, the amount of gains or losses that will be realized in subsequent periods, if any, cannot be determined. In addition, the impact on the Library’s future operating costs, revenues, and additional recovery from emergency funding, either federal or state, cannot be estimated. Additional funding will be available through the Consolidated Appropriations Act, 2021, passed by Congress on December 21, 2020 and/or the American Rescue Plan Act, passed by Congress on March 11, 2021.

During 2020, the Library received \$700,000 as an on-behalf of grant from another government. These amounts are recorded in the Coronavirus Relief Special Revenue Fund.

(This page intentionally left blank)

Cleveland Public Library
Cuyahoga County
Required Supplementary Information
Schedule of the Library's Proportionate Share of the
Net Pension Liability
Ohio Public Employees Retirement System - Traditional Plan
Last Seven Years (1)

	2020	2019	2018
Library's Proportion of the Net Pension Liability	0.205113%	0.209678%	0.209457%
Library's Proportionate Share of the Net Pension Liability	\$40,541,977	\$57,426,553	\$32,859,743
Library's Covered Payroll	\$28,859,157	\$28,319,971	\$27,684,954
Library's Proportionate Share of the Net Pension Liability as a Percentage of its Covered Payroll	140.48%	202.78%	118.69%
Plan Fiduciary Net Position as a Percentage of the Total Pension Liability	82.17%	74.70%	84.66%

(1) Although this schedule is intended to reflect information for ten years, information prior to 2014 is not available. An additional column will be added each year.

Amounts presented for each year were determined as of the Library's measurement date which is the prior year end.

See accompanying notes to the required supplementary information

2017	2016	2015	2014
0.211980%	0.212781%	0.209577%	0.209577%
\$48,137,052	\$36,856,352	\$25,277,328	\$24,706,398
\$27,402,725	\$26,483,178	\$25,694,247	\$28,189,850
175.67%	139.17%	98.38%	87.64%
77.25%	81.08%	86.45%	86.36%

Cleveland Public Library
Cuyahoga County
Required Supplementary Information
Schedule of the Library's Proportionate Share of the
Net Pension Asset
Ohio Public Employees Retirement System - Combined Plan
Last Three Years (1)

	<u>2020</u>	<u>2019</u>	<u>2018</u>
Library's Proportion of the Net Pension Asset	0.172522%	0.176791%	0.187151%
Library's Proportionate Share of the Net Pension Asset	\$359,750	\$197,691	\$254,772
Library's Covered Payroll	\$767,993	\$756,121	\$762,746
Library's Proportionate Share of the Net Pension Asset as a Percentage of its Covered Payroll	-46.84%	-26.15%	-33.40%
Plan Fiduciary Net Position as a Percentage of the Total Pension Asset	145.28%	126.64%	137.28%

(1) Amounts for the combined plan are not presented prior to 2018 as the Library's participation in this plan was considered immaterial in previous years.

Amounts presented for each year were determined as of the Library's measurement date which is the prior year end.

See accompanying notes to the required supplementary information

Cleveland Public Library
Cuyahoga County
Required Supplementary Information
Schedule of the Library's Proportionate Share of the
Net OPEB Liability
Ohio Public Employees Retirement System - OPEB Plan
Last Four Years (1)

	2020	2019	2018	2017
Library's Proportion of the Net OPEB Liability	0.200903%	0.204253%	0.204610%	0.207100%
Library's Proportionate Share of the Net OPEB Liability	\$27,749,924	\$26,629,770	\$22,219,140	\$20,917,803
Library's Covered Payroll	\$30,352,175	\$29,625,467	\$28,982,250	\$28,619,917
Library's Proportionate Share of the Net OPEB Liability as a Percentage of its Covered Payroll	91.43%	89.89%	76.66%	73.09%
Plan Fiduciary Net Position as a Percentage of the Total OPEB Liability	47.80%	46.33%	54.14%	54.04%

(1) Although this schedule is intended to reflect information for ten years, information prior to 2017 is not available. An additional column will be added each year.

Amounts presented for each year were determined as of the Library's measurement date which is the prior year end.

See accompanying notes to the required supplementary information

Cleveland Public Library
Cuyahoga County
Required Supplementary Information
Schedule of the Library's Contributions
Ohio Public Employees Retirement System
Last Eight Years (1)

	2020	2019	2018
Net Pension Liability - Traditional Plan			
Contractually Required Contribution	\$3,753,123	\$4,040,282	\$3,964,796
Contributions in Relation to the Contractually Required Contribution	<u>(3,753,123)</u>	<u>(4,040,282)</u>	<u>(3,964,796)</u>
Contribution Deficiency (Excess)	<u>\$0</u>	<u>\$0</u>	<u>\$0</u>
Library Covered Payroll	\$26,808,021	\$28,859,157	\$28,319,971
Pension Contributions as a Percentage of Covered Payroll	<u>14.00%</u>	<u>14.00%</u>	<u>14.00%</u>
Net Pension Asset - Combined Plan			
Contractually Required Contribution	\$99,425	\$107,519	\$105,857
Contributions in Relation to the Contractually Required Contribution	<u>(99,425)</u>	<u>(107,519)</u>	<u>(105,857)</u>
Contribution Deficiency (Excess)	<u>\$0</u>	<u>\$0</u>	<u>\$0</u>
Library Covered Payroll	\$710,179	\$767,993	\$756,121
Pension Contributions as a Percentage of Covered Payroll	<u>14.00%</u>	<u>14.00%</u>	<u>14.00%</u>
Net OPEB Liability - OPEB Plan (2)			
Contractually Required Contribution	\$29,903	\$29,001	\$21,975
Contributions in Relation to the Contractually Required Contribution	<u>(29,903)</u>	<u>(29,001)</u>	<u>(21,975)</u>
Contribution Deficiency (Excess)	<u>\$0</u>	<u>\$0</u>	<u>\$0</u>
Library Covered Payroll (3)	\$28,265,775	\$30,352,175	\$29,625,467
OPEB Contributions as a Percentage of Covered Payroll	<u>0.11%</u>	<u>0.10%</u>	<u>0.07%</u>

(1) Information prior to 2013 is not available for traditional and combined plans.

(2) Information prior to 2016 is not presented for the OPEB plan.

(3) The OPEB plan includes the members from the traditional plan, the combined plan and the member directed plan. The member directed pension plan is a defined contribution pension plan; therefore, the pension side is not included above.

See accompanying notes to the required supplementary information

2017	2016	2015	2014	2013
\$3,599,044	\$3,288,327	\$3,177,981	\$3,083,310	\$3,664,681
<u>(3,599,044)</u>	<u>(3,288,327)</u>	<u>(3,177,981)</u>	<u>(3,083,310)</u>	<u>(3,664,681)</u>
<u>\$0</u>	<u>\$0</u>	<u>\$0</u>	<u>\$0</u>	<u>\$0</u>
\$27,684,954	\$27,402,725	\$26,483,178	\$25,694,247	\$28,189,850
<u>13.00%</u>	<u>12.00%</u>	<u>12.00%</u>	<u>12.00%</u>	<u>13.00%</u>
\$99,157	\$78,701	\$74,517	\$59,985	\$61,334
<u>(99,157)</u>	<u>(78,701)</u>	<u>(74,517)</u>	<u>(59,985)</u>	<u>(61,334)</u>
<u>\$0</u>	<u>\$0</u>	<u>\$0</u>	<u>\$0</u>	<u>\$0</u>
\$762,746	\$655,842	\$620,975	\$499,875	\$471,800
<u>13.00%</u>	<u>12.00%</u>	<u>12.00%</u>	<u>12.00%</u>	<u>13.00%</u>
\$305,859	\$583,625			
<u>(305,859)</u>	<u>(583,625)</u>			
<u>\$0</u>	<u>\$0</u>			
\$28,982,250	\$28,619,917			
<u>1.06%</u>	<u>2.04%</u>			

Cleveland Public Library
Cuyahoga County
Notes to Required Supplementary Information
For Year Ended December 31, 2020

Changes in Assumptions – OPERS Pension– Traditional Plan

Amounts reported beginning in 2019 incorporate changes in assumptions used by OPERS in calculating the total pension liability in the latest actuarial valuation. These new assumptions compared with those used in prior years are presented below:

	2019	2018 and 2017	2016 and prior
Wage Inflation	3.25 percent	3.25 percent	3.75 percent
Future Salary Increases, including inflation	3.25 to 10.75 percent including wage inflation	3.25 to 10.75 percent including wage inflation	4.25 to 10.05 percent including wage inflation
COLA or Ad Hoc COLA:			
Pre-January 7, 2013 Retirees	3 percent, simple	3 percent, simple	3 percent, simple
Post-January 7, 2013 Retirees	see below	see below	see below
Investment Rate of Return	7.2 percent	7.5 percent	8 percent
Actuarial Cost Method	Individual Entry Age	Individual Entry Age	Individual Entry Age

The assumptions related COLA or Ad Hoc COLA for Post-January 7, 2013 Retirees are as follows:

COLA or Ad Hoc COLA, Post-January 7, 2013 Retirees:

2020	1.4 percent, simple through 2020 then 2.15 percent, simple
2017 through 2019	3.0 percent, simple through 2018 then 2.15 percent, simple
2016 and prior	3.0 percent, simple through 2018 then 2.80 percent, simple

Amounts reported beginning in 2017 use mortality rates based on the RP-2014 Healthy Annuitant mortality table. For males, Healthy Annuitant Mortality tables were used, adjusted for mortality improvement back to the observation period base of 2006 and then established the base year as 2015. For females, Healthy Annuitant Mortality tables were used, adjusted for mortality improvements back to the observation period base year of 2006 and then established the base year as 2010. The mortality rates used in evaluating disability allowances were based on the RP-2014 Disabled mortality tables, adjusted for mortality improvement back to the observation base year of 2006 and then established the base year as 2015 for males and 2010 for females. Mortality rates for a particular calendar year for both healthy and disabled retiree mortality tables are determined by applying the MP-2015 mortality improvement scale to the above described tables.

Amounts reported for 2016 and prior use mortality rates based on the RP-2000 Mortality Table projected 20 years using Projection Scale AA. For males, 105 percent of the combined healthy male mortality rates were used. For females, 100 percent of the combined healthy female mortality rates were used. The mortality rates used in evaluating disability allowances were based on the RP-2000 mortality table with no projections. For males 120 percent of the disabled female mortality rates were used set forward two years. For females, 100 percent of the disabled female mortality rates were used.

Cleveland Public Library
Cuyahoga County
Notes to Required Supplementary Information
For Year Ended December 31, 2020

Changes in Assumptions – OPERS Pension – Combined Plan

For 2020, the Combined Plan had the same change in COLA or Ad Hoc COLA for Post-January 2, 2013 retirees as the Traditional Plan. For 2019, the investment rate of return changed from 7.5 percent to 7.2 percent.

Changes in Assumptions – OPERS OPEB

Investment Return Assumption:	
Beginning in 2019	6.00 percent
2018	6.00 percent
Municipal Bond Rate:	
2020	2.75 percent
2019	3.71 percent
2018	3.31 percent
Single Discount Rate:	
2020	3.16 percent
2019	3.96 percent
2018	3.85 percent
Health Care Cost Trend Rate:	
2020	10.5 percent, initial 3.5 percent, ultimate in 2030
2019	10.0 percent, initial 3.25 percent, ultimate in 2029
2018	7.5 percent, initial 3.25 percent, ultimate in 2028

Combining and Individual Fund Statements and Schedules

Combining Statements – Nonmajor Governmental Funds

Nonmajor Special Revenue Funds

The Special Revenue Funds are used to account for and report the proceeds of specific revenue sources that are restricted or committed to expenditures for specified purposes other than debt service or capital projects. Following is a description of the Library's nonmajor special revenue funds.

Anderson Fund – This fund was established in 1958 from a contribution from the estate of Lumyra S. Anderson (died 1956). The principal amount is committed by the Library Board of Trustees and the income earned is committed to the furtherance of the work of the Education Section of the Government, Education and Social Science Department for purchases which would not normally be made from the General Fund.

Endowment for the Blind Fund – This fund was established in 1929 by the Library Board of Trustees for the provision of service to the blind and the Library continues to account for revenue received from various donors for large contributions and is restricted for service to the blind in this fund.

Founders Fund – This fund was established in 1989 combining small committed fund balances of special revenue funds and also accounts for larger donations and small grants. The principal balance was made non-expendable by the Library Board of Trustees.

Kaiser Fund – This fund was established in 1981 from a contribution from the estate of Charles A. Kaiser that is restricted to the purchase of equipment and supplies for blind and handicapped individuals.

Kraley Fund – This fund was established in 1997 from a contribution from the estate of Irene Kraley (1910-1997) that is restricted to the support of the Music Section of Fine Arts.

Library Fund – This fund was established in 1978 and accounts for small donations that are given to a branch or department; some assigned and those that are restricted support the specified purpose or if no purpose is specified, at the discretion of the branch or department.

Pepke Fund – This fund was established in 1983 from an expendable gift that is restricted to the support of the Youth Services and the Business Department.

Wickwire Fund – This fund was established in 1935 from a portion of the estate of Metelene E. Wickwire. From 1936 through 1940, partial distributions were received. In 1940, the Library Board of Trustees authorized "that the income from the Wickwire Estate when and as received be appropriated [and restricted] for the Library for the Blind."

(continued)

Combining Statements – Nonmajor Governmental Funds (continued)

Nonmajor Special Revenue Funds (continued)

Wittke Fund – This fund was established in 1971 from contributions in memory of Carl Frederick Wittke that is restricted to immigration books. Carl F. Wittke (1892-1971) was a noted historian, author, college professor (OSU, Oberlin College, Western Reserve University) and college administrator (Western Reserve University). Among his many achievements, Wittke wrote more than 80 articles, edited numerous historical publications, and authored 14 books, including *History of Canada* (1928); *We Who Built America: The Saga of the Immigrant* (1939); *Against the Current: The Life of Karl Heinzen* (1945); and *Refugees of Revolution: The German Forty-eighters in America* (1952).

Young Fund – This fund was established in 1973 from the estate of Winifred Beech Young. The principal is managed by KeyBank Trust Department and the Library receives quarterly distributions restricted to providing goods and services for blind persons.

Judd Fund – This fund was established in 1941 for annual grants from the Judd Trust administered by the Cleveland Foundation restricted to the support of services to shut-ins.

Ohio Library for the Blind and Physically Disabled (OLBPD) Fund – This fund accounts for revenue received from the State that is restricted to provide library services to the blind and physically disabled residents.

Lockwood Thompson Memorial Fund – This fund was established in 2003 for annual grants from the Cleveland Foundation's Lockwood Thompson Fund restricted to four purposes: art books or exhibit work of contemporary artists; expense of staff travel by attending learned conferences; lectures in the field of literature or the visual arts; and staff recognition. A lawyer by training, Lockwood Thompson served two terms on the Library Board: 1955 to 1969 (as president from 1964-1969) and 1990-1992. He was also an avid collector of modern art and an active participant in the civic life of the community.

Ohio Center for the Book Fund – This fund was established in 2003 for revenue received from the Library of Congress restricted to promoting and celebrating books, reading, literacy, and libraries to Ohio's citizens and the book community at large.

Schweinfurth Fund – This fund was established in 1991 to process purchases and reimbursement from the Schweinfurth Trust for which the Library is the sole recipient of its income restricted to the purchase of material on architecture. Following the death of noted Cleveland architect Charles Frederick Schweinfurth (1857-1919) in 1919, his personal library of 800 volumes was donated to Cleveland Public Library by his widow, Anna Jopling Schweinfurth (1870-1928, m. 1910), along with the promise of a permanent trust fund for the purchase of architectural research materials after her children, the original beneficiaries of the trust, had died. The Library began receiving trust income in 1991, after the death in 1988 of Anita Jopling Melstrom (1902-1988).

Learning Centers Fund – This fund was established in 2011 with a grant from the Cleveland Foundation restricted to establishing learning centers at the branches.

(continued)

Combining Statements – Nonmajor Governmental Funds (continued)

Nonmajor Special Revenue Funds (continued)

MyCom Fund – This fund was established in 2010 with a grant from the Cleveland Foundation along with financial support from the Board of Cuyahoga County Commissioners/Family and Children First Council restricted to support and develop services for youth in targeted areas who are in transition from one stage of education or development to the next.

Early Literacy Fund – This fund was established in 2017 with a grant from the Eva L. and Joseph M. Bruening Foundation restricted to deliver literacy interventions to the youngest children, ages 0-3 years, and their families.

Tech Centers Fund – This fund was established in 2017 with a grant from Best Buy, in partnership with the international Clubhouse Network, restricted to open a Teen Tech Center at the Rockport Branch in 2018 where teens can develop critical skills through hands-on activities exploring their interests in programming, filmmaking, music production and design and future resources whose uses are committed to this purpose.

Rice Solar Panel System Fund – This fund was established in 2019 from a construction donation from Cleveland Thermal Energy LLC restricted for a photo voltaic solar system for the Rice Branch with three educational kiosks to be placed at the Rice Branch, the Carnegie West Branch and the Main Library, including a twenty-five year performance warranty, for which the Library entered into an agreement with Third Sun Solar LLC.

Coronavirus Relief Fund – This fund was established in 2020 for the purpose of tracking receipt and expenditure activity of coronavirus relief funding from funds that were awarded to the State of Ohio as Federal Financial Assistance from the U.S. Department of Treasury. Funds were awarded under the Social Security Act, as amended by section 5001 of the Coronavirus Aid, Relief, and Economic Security Act (“CARES Act”) as the Coronavirus Relief Fund (CRF). Ohio's public libraries were invited to apply for CARES Act funds that were approved by the Ohio Controlling Board. The Coronavirus Relief Fund (CRF) - Public Library Assistance Program is administered by the Ohio Office of Budget and Management (OBM). These funds help offset the unanticipated costs of safely operating library facilities during the pandemic.

Nonmajor Debt Service Fund

The debt service fund is used to account for and report financial resources that are restricted, committed or assigned to expenditures for principal and interest.

Debt Service Fund – This fund accounts for and reports resources restricted for the payment of general long-term debt principal, interest and related costs.

(continued)

Combining Statements – Nonmajor Governmental Funds (continued)

Nonmajor Capital Projects Fund

The Capital Projects fund is used to account and report financial resources that are restricted, committed or assigned to expenditures for capital outlays including the acquisition or construction of major capital facilities and other capital assets, other than those financed by proprietary funds or for assets that will be held in trust. Following is a description of the Library's nonmajor capital projects fund.

Building and Repair Fund - This fund accounts for specific purposes imposed by formal action (resolution) of the Library's Board of Trustees that are committed and for assigned monies set aside by the Board of Library Trustees specifically for major capital and technology improvements and other capital assets that include the renovation and construction of the Library's branches.

Nonmajor Permanent Funds

The Permanent funds are used to account and report financial resources that are legally restricted to the extent that only earnings and not principal may be used for purposes that support the Library's programs and/or specified purposes.

Abel Fund – This fund was established in 1958 from a bequest left to the Library as part of the estate of Charles Abel. The principal amount is nonspendable and the income earned is restricted to Photography. Cleveland resident Charles Leopold Abel (1891-1961), along with his father, Juan Carlos Abel (1869-1960), were among the world's leading authorities on amateur, portrait, and commercial photography during their lifetimes. Between 1898 and 1961, working alone and jointly, the Abels authored 15 books and edited and/or published numerous periodicals on photography, including *Abel's Photographic Weekly* (later renamed *Photographers Weekly*), considered at the time to be among the most important photographic magazines in the world.

Ambler Fund – This fund was established from a contribution left to the Library from Dr. Henry Ambler. The principal amount is nonspendable and the income earned is restricted to Dentistry. Henry Ambler was a dentist, inventor, and author of numerous books, including *Facts, fads and fancies about teeth* (Cleveland: The Helman-Taylor Company, 1899) and *History of dentistry in Cleveland, Ohio* (Cleveland: Publishing House of the Evangelical Association, 1911).

Beard Fund – This fund was established in 1973 from a contribution from the estate of Edmund Beard. The principal amount is nonspendable and the income earned is restricted to providing floral and plant decorations for display or as exhibits in any or all of the library buildings.

Klein Fund – This fund was established in 1930 with a \$500 contribution in memory of Alan Edward Klein. The principal amount is nonspendable and the income earned is restricted to Judaica. Alan Edward Klein (1897-1929) was the vice president of the Goldsmith Publishing Company in Cleveland. He died in the well-known Study Club fire in Detroit, Michigan, on September 20, 1929.

Malon/Schroeder Fund – This fund was established in 1995 from a contribution in memory of Edna Malon and Hilda Schroeder. The principal amount is nonspendable and the income earned is restricted to activities related to the Center for the Book concept, encouraging people to develop their interests in reading, writing, publishing and using books.

(continued)

Combining Statements – Nonmajor Governmental Funds (continued)

Nonmajor Permanent Funds (continued)

McDonald Fund – This fund was established in 1971 from a contribution in memory of Thomas McDonald. The principal amount is nonspendable and the income earned is restricted to the purchase of books and equipment for the Walz Branch.

Ratner Fund – This fund was established in 1979 from a bequest as part of the estate of Faye Katz Ratner (1931-1978). The principal amount is nonspendable and the income earned is restricted to youth services. Faye Katz Ratner was a psychologist in Cleveland Public Schools and the wife of Albert B. Ratner, president of Forest City Enterprises. She was a member of the Association for Humanitarian Psychology and the Cleveland Psychological Association and served on the board of overseers of Case Western Reserve University. She died on May 11, 1978, from injuries suffered in a car accident.

Root Fund – This fund was established in 1982 from a contribution in memory of Donna L. Root. The principal amount is nonspendable and the income earned is restricted to works on history. Donna Louise Root (1896-1982) was a longtime employee of Cleveland Public Library and was head of the History & Geography Department from 1944-1966.

Sugarman Fund – This fund was established in 1998 from a contribution in memory of Norman Sugarman and honoring children’s librarians. The principal amount is nonspendable and the income earned is restricted to the awards in the field of children’s biography.

Thompson Fund – This fund was established in 1968 from a contribution in memory of Amos Burt (1971-1965) and Jeanne Lockwood (1874-1954) Thompson. The principal amount is nonspendable and the income earned is restricted to the purchase of books or periodicals in the field of Fine Arts, or to defray expenses of employees of the Library while attending conventions deemed by the Director and the Board of Trustees of the Library to be beneficial to library aims and purposes. Prominent Cleveland lawyer Amos “A.B.” Burt Thompson (1871-1965) co-founded the law firm of Thompson, Hine & Flory in 1907. A graduate of Smith College, Jeanne Lockwood Thompson was a member of an early Cleveland family and was an advocate and volunteer for many civic and welfare groups. The Thompsons were the parents of CPL Trustee Lockwood Thompson (1901-1992).

Weidenthal Fund – This fund was established in 1955 with a contribution from the estate of Lizzie Weidenthal as a memorial to her daughters, Rita Weidenthal (1896-1913), who died at age 17 from tuberculosis, and Alice C. Weidenthal (1905-1922), who died at age 17 from meningitis. The principal amount is nonspendable and the income earned is restricted to Judaica. Lizzie Kuttner Weidenthal (1872-1952) was a member of two early Jewish families in Cleveland and the daughter of a Civil War veteran who enlisted from Cleveland. She was active in civic affairs and an early member of the Temple—Tifereth Israel.

White Fund – This fund was established in 1928 from a contribution from the estate of John G. White. The principal amount is nonspendable and the income earned is restricted to support John G. White special collections, including the JGW Folklore Collection, the JGW Orientalia Collection, and the JGW Chess Collection--the world’s largest collection of print materials on chess and checkers.

(continued)

Combining Statements – Nonmajor Governmental Funds (continued)

Nonmajor Permanent Funds (continued)

Beard Anna Young Fund – This fund was established in 2012 from a contribution from the estate of Anna Young Beard. The principal amount is nonspendable and the income earned is restricted to providing floral and plant decorations for display or as exhibits in any or all of the Library buildings.

Paulson Fund – This fund was accepted by the Cleveland Public Library Board of Trustees at its January 18, 2020, meeting. The fund was established by Francis M. Paulson (1918-2017) in memory of his first wife, Marcella Vilt Paulson (1920-1986) and is funded by the Francis M. Paulson Trust. The purpose of the fund is to “defray the cost of books, art materials, librarian travel, and all efforts by the Fine Arts Department that aid art teachers in area schools in grades one through 12.” Marcella Vilt Paulson was an art teacher who taught grades one through six in Mentor, Ohio, in the early 1960s.

Cleveland Public Library
Cuyahoga County
Combining Balance Sheet
Nonmajor Governmental Funds
December 31, 2020

	Nonmajor Special Revenue Funds	Nonmajor Debt Service Fund	Nonmajor Capital Projects Fund	Nonmajor Permanent Funds	Total Nonmajor Governmental Funds
Assets					
Equity in Pooled Cash and Cash Equivalents	\$25,304,134	\$705,398	\$1,961,766	\$6,244,167	\$34,215,465
Accounts Receivable	105,515	0	0	0	105,515
Intergovernmental Receivable	49,361	0	0	0	49,361
Accrued Interest Receivable	432	0	0	0	432
Prepaid Items	80,512	0	0	0	80,512
<i>Total Assets</i>	<u>\$25,539,954</u>	<u>\$705,398</u>	<u>\$1,961,766</u>	<u>\$6,244,167</u>	<u>\$34,451,285</u>
Liabilities					
Accounts Payable	\$125,150	\$0	\$0	\$1,668	\$126,818
Contracts Payable	0	0	59,307	0	59,307
Accrued Wages and Benefits	26,090	0	0	0	26,090
Intergovernmental Payable	13,180	0	0	0	13,180
Unearned Revenue	997,399	0	0	0	997,399
Interfund Payable	85,009	0	0	0	85,009
Matured Compensated Absences Payable	10,594	0	0	0	10,594
<i>Total Liabilities</i>	<u>1,257,422</u>	<u>0</u>	<u>59,307</u>	<u>1,668</u>	<u>1,318,397</u>
Deferred Inflows of Resources					
Unavailable Revenue	95,221	0	0	0	95,221
Fund Balances					
Nonspendable	80,512	0	0	933,101	1,013,613
Restricted	15,554,148	705,398	0	5,309,398	21,568,944
Committed	8,342,233	0	100,038	0	8,442,271
Assigned	210,532	0	1,802,421	0	2,012,953
Unassigned (Deficit)	(114)	0	0	0	(114)
<i>Total Fund Balances</i>	<u>24,187,311</u>	<u>705,398</u>	<u>1,902,459</u>	<u>6,242,499</u>	<u>33,037,667</u>
<i>Total Liabilities, Deferred Inflows of Resources and Fund Balances</i>	<u>\$25,539,954</u>	<u>\$705,398</u>	<u>\$1,961,766</u>	<u>\$6,244,167</u>	<u>\$34,451,285</u>

Cleveland Public Library
Cuyahoga County
Combining Statement of Revenues, Expenditures and Changes in Fund Balances
Nonmajor Governmental Funds
For the Year Ended December 31, 2020

	Nonmajor Special Revenue Funds	Nonmajor Debt Service Fund	Nonmajor Capital Projects Fund	Nonmajor Permanent Funds	Total Nonmajor Governmental Funds
Revenues					
Intergovernmental	\$2,061,101	\$0	\$0	\$0	\$2,061,101
Investment Earnings	2,787,270	14,472	0	735,074	3,536,816
Contributions and Donations	822,870	0	0	0	822,870
<i>Total Revenues</i>	<u>5,671,241</u>	<u>14,472</u>	<u>0</u>	<u>735,074</u>	<u>6,420,787</u>
Expenditures					
Current:					
Administration and Support	465,506	0	0	2,421	467,927
Public Services	2,194,410	0	0	43,461	2,237,871
Capital Outlay	49,116	0	213,590	0	262,706
Debt Service:					
Principal Retirement	0	1,020,000	0	0	1,020,000
Interest and Fiscal Charges	0	2,272,635	0	0	2,272,635
<i>Total Expenditures</i>	<u>2,709,032</u>	<u>3,292,635</u>	<u>213,590</u>	<u>45,882</u>	<u>6,261,139</u>
<i>Excess of Revenues Over (Under) Expenditures</i>	2,962,209	(3,278,163)	(213,590)	689,192	159,648
Other Financing Sources					
Transfers In	0	1,090,385	0	0	1,090,385
<i>Net Change in Fund Balances</i>	2,962,209	(2,187,778)	(213,590)	689,192	1,250,033
<i>Fund Balances Beginning of Year</i>	<u>21,225,102</u>	<u>2,893,176</u>	<u>2,116,049</u>	<u>5,553,307</u>	<u>31,787,634</u>
<i>Fund Balances End of Year</i>	<u>\$24,187,311</u>	<u>\$705,398</u>	<u>\$1,902,459</u>	<u>\$6,242,499</u>	<u>\$33,037,667</u>

Cleveland Public Library
Cuyahoga County
Combining Balance Sheet
Nonmajor Special Revenue Funds
December 31, 2020

	Anderson	Endowment for the Blind	Founders
Assets			
Equity in Pooled Cash and Cash Equivalents	\$534,094	\$4,064,793	\$7,913,829
Accounts Receivable	0	0	94,121
Intergovernmental Receivable	0	0	0
Accrued Interest Receivable	0	0	0
Prepaid Items	0	0	77,416
<i>Total Assets</i>	<u>\$534,094</u>	<u>\$4,064,793</u>	<u>\$8,085,366</u>
Liabilities			
Accounts Payable	\$69	\$0	\$52,594
Accrued Wages and Benefits	0	0	0
Intergovernmental Payable	0	0	0
Unearned Revenue	0	0	53,027
Interfund Payable	0	0	0
Matured Compensated Absences Payable	0	0	0
<i>Total Liabilities</i>	<u>69</u>	<u>0</u>	<u>105,621</u>
Deferred Inflows of Resources			
Unavailable Revenue	0	0	94,121
Fund Balances			
Nonspendable	0	0	77,416
Restricted	0	4,064,793	0
Committed	534,025	0	7,808,208
Assigned	0	0	0
Unassigned (Deficit)	0	0	0
<i>Total Fund Balances (Deficit)</i>	<u>534,025</u>	<u>4,064,793</u>	<u>7,885,624</u>
<i>Total Liabilities, Deferred Inflows of Resources and Fund Balances</i>	<u>\$534,094</u>	<u>\$4,064,793</u>	<u>\$8,085,366</u>

Kaiser	Kraley	Library	Pepke	Wickwire
\$115,550	\$270,790	\$264,902	\$244,587	\$2,518,744
0	0	310	0	0
0	0	0	0	0
0	0	0	0	0
0	0	0	0	506
<u>\$115,550</u>	<u>\$270,790</u>	<u>\$265,212</u>	<u>\$244,587</u>	<u>\$2,519,250</u>
\$0	\$0	\$0	\$0	\$0
0	0	0	0	0
0	0	0	0	0
0	0	0	0	0
0	0	0	0	0
0	0	0	0	0
0	0	0	0	0
0	0	0	0	0
0	0	0	0	506
115,550	270,790	54,680	244,587	2,518,744
0	0	0	0	0
0	0	210,532	0	0
0	0	0	0	0
<u>115,550</u>	<u>270,790</u>	<u>265,212</u>	<u>244,587</u>	<u>2,519,250</u>
<u>\$115,550</u>	<u>\$270,790</u>	<u>\$265,212</u>	<u>\$244,587</u>	<u>\$2,519,250</u>

(continued)

Cleveland Public Library
Cuyahoga County
Combining Balance Sheet
Nonmajor Special Revenue Funds (continued)
December 31, 2020

	Wittke	Young	Judd
Assets			
Equity in Pooled Cash and Cash Equivalents	\$156,428	\$7,736,851	\$224,257
Accounts Receivable	0	0	0
Intergovernmental Receivable	0	0	0
Accrued Interest Receivable	0	0	0
Prepaid Items	0	0	0
<i>Total Assets</i>	<u>\$156,428</u>	<u>\$7,736,851</u>	<u>\$224,257</u>
Liabilities			
Accounts Payable	\$0	\$0	\$2,151
Accrued Wages and Benefits	0	0	2,629
Intergovernmental Payable	0	0	1,572
Unearned Revenue	0	0	217,895
Interfund Payable	0	0	0
Matured Compensated Absences Payable	0	0	0
<i>Total Liabilities</i>	<u>0</u>	<u>0</u>	<u>224,247</u>
Deferred Inflows of Resources			
Unavailable Revenue	0	0	0
Fund Balances			
Nonspendable	0	0	0
Restricted	156,428	7,736,851	10
Committed	0	0	0
Assigned	0	0	0
Unassigned (Deficit)	0	0	0
<i>Total Fund Balances (Deficit)</i>	<u>156,428</u>	<u>7,736,851</u>	<u>10</u>
<i>Total Liabilities, Deferred Inflows of Resources and Fund Balances</i>	<u>\$156,428</u>	<u>\$7,736,851</u>	<u>\$224,257</u>

OLBPD	Lockwood Thompson Memorial	Schweinfurth	Learning Centers	MyCom
\$259,675	\$271,735	\$206,336	\$8,042	\$26,108
1,084	0	0	0	0
574	0	0	0	48,787
0	0	0	0	0
2,590	0	0	0	0
<u>\$263,923</u>	<u>\$271,735</u>	<u>\$206,336</u>	<u>\$8,042</u>	<u>\$74,895</u>
\$16,030	\$0	\$3,905	\$0	\$0
23,461	0	0	0	0
11,608	0	0	0	0
163,132	196,272	61,178	0	0
0	0	0	0	75,009
10,594	0	0	0	0
<u>224,825</u>	<u>196,272</u>	<u>65,083</u>	<u>0</u>	<u>75,009</u>
1,100	0	0	0	0
2,590	0	0	0	0
35,408	75,463	141,253	8,042	0
0	0	0	0	0
0	0	0	0	0
0	0	0	0	(114)
<u>37,998</u>	<u>75,463</u>	<u>141,253</u>	<u>8,042</u>	<u>(114)</u>
<u>\$263,923</u>	<u>\$271,735</u>	<u>\$206,336</u>	<u>\$8,042</u>	<u>\$74,895</u>

(continued)

Cleveland Public Library
Cuyahoga County
Combining Balance Sheet
Nonmajor Special Revenue Funds (continued)
December 31, 2020

	Tech Centers	Rice Solar Panel System	Coronavirus Relief	Total Nonmajor Special Revenue Funds
Assets				
Equity in Pooled Cash and Cash Equivalents	\$75,644	\$114,476	\$297,293	\$25,304,134
Accounts Receivable	10,000	0	0	105,515
Intergovernmental Receivable	0	0	0	49,361
Accrued Interest Receivable	0	0	432	432
Prepaid Items	0	0	0	80,512
<i>Total Assets</i>	<u>\$85,644</u>	<u>\$114,476</u>	<u>\$297,725</u>	<u>\$25,539,954</u>
Liabilities				
Accounts Payable	\$0	\$2,927	\$47,474	\$125,150
Accrued Wages and Benefits	0	0	0	26,090
Intergovernmental Payable	0	0	0	13,180
Unearned Revenue	55,644	0	250,251	997,399
Interfund Payable	10,000	0	0	85,009
Matured Compensated Absences Payable	0	0	0	10,594
<i>Total Liabilities</i>	<u>65,644</u>	<u>2,927</u>	<u>297,725</u>	<u>1,257,422</u>
Deferred Inflows of Resources				
Unavailable Revenue	0	0	0	95,221
Fund Balances				
Nonspendable	0	0	0	80,512
Restricted	20,000	111,549	0	15,554,148
Committed	0	0	0	8,342,233
Assigned	0	0	0	210,532
Unassigned (Deficit)	0	0	0	(114)
<i>Total Fund Balances (Deficit)</i>	<u>20,000</u>	<u>111,549</u>	<u>0</u>	<u>24,187,311</u>
<i>Total Liabilities, Deferred Inflows of Resources and Fund Balances</i>	<u>\$85,644</u>	<u>\$114,476</u>	<u>\$297,725</u>	<u>\$25,539,954</u>

Cleveland Public Library
Cuyahoga County
Combining Statement of Revenues, Expenditures and Changes in Fund Balances
Nonmajor Special Revenue Funds
For the Year Ended December 31, 2020

	Anderson	Endowment for the Blind	Founders	Kaiser
Revenues				
Intergovernmental	\$0	\$0	\$4,999	\$0
Investment Earnings	63,538	495,758	865,935	14,125
Contributions and Donations	0	0	194,493	0
<i>Total Revenues</i>	<u>63,538</u>	<u>495,758</u>	<u>1,065,427</u>	<u>14,125</u>
Expenditures				
Current:				
Administration and Support	0	0	41,882	0
Public Services	180	0	362,920	0
Capital Outlay	0	0	5,890	0
<i>Total Expenditures</i>	<u>180</u>	<u>0</u>	<u>410,692</u>	<u>0</u>
<i>Net Change in Fund Balances</i>	63,358	495,758	654,735	14,125
<i>Fund Balances (Deficit) Beginning of Year</i>	<u>470,667</u>	<u>3,569,035</u>	<u>7,230,889</u>	<u>101,425</u>
<i>Fund Balances (Deficit) End of Year</i>	<u>\$534,025</u>	<u>\$4,064,793</u>	<u>\$7,885,624</u>	<u>\$115,550</u>

(continued)

Cleveland Public Library
Cuyahoga County
Combining Statement of Revenues, Expenditures and Changes in Fund Balances
Nonmajor Special Revenue Funds (continued)
For the Year Ended December 31, 2020

	Kralej	Library	Pepke	Wickwire
Revenues				
Intergovernmental	\$0	\$0	\$0	\$0
Investment Earnings	29,458	27,214	29,901	305,093
Contributions and Donations	0	4,727	0	0
<i>Total Revenues</i>	<u>29,458</u>	<u>31,941</u>	<u>29,901</u>	<u>305,093</u>
Expenditures				
Current:				
Administration and Support	0	0	0	0
Public Services	3,867	20	0	11,779
Capital Outlay	0	0	0	0
<i>Total Expenditures</i>	<u>3,867</u>	<u>20</u>	<u>0</u>	<u>11,779</u>
<i>Net Change in Fund Balances</i>	25,591	31,921	29,901	293,314
<i>Fund Balances (Deficit) Beginning of Year</i>	<u>245,199</u>	<u>233,291</u>	<u>214,686</u>	<u>2,225,936</u>
<i>Fund Balances (Deficit) End of Year</i>	<u>\$270,790</u>	<u>\$265,212</u>	<u>\$244,587</u>	<u>\$2,519,250</u>

Wittke	Young	Judd	OLBPD
\$0	\$0	\$0	\$1,550,703
19,117	936,842	0	0
0	51,202	155,171	0
19,117	988,044	155,171	1,550,703
0	0	0	0
0	0	155,166	1,382,210
0	0	0	269
0	0	155,166	1,382,479
19,117	988,044	5	168,224
137,311	6,748,807	5	(130,226)
\$156,428	\$7,736,851	\$10	\$37,998

(continued)

Cleveland Public Library
Cuyahoga County
Combining Statement of Revenues, Expenditures and Changes in Fund Balances
Nonmajor Special Revenue Funds (continued)
For the Year Ended December 31, 2020

	Lockwood Thompson Memorial	Ohio Center For The Book	Schweinfurth	Learning Centers
Revenues				
Intergovernmental	\$0	\$0	\$0	\$0
Investment Earnings	0	0	0	0
Contributions and Donations	181,800	2,533	47,720	21,362
<i>Total Revenues</i>	<u>181,800</u>	<u>2,533</u>	<u>47,720</u>	<u>21,362</u>
Expenditures				
Current:				
Administration and Support	619	0	0	0
Public Services	129,947	2,597	47,720	13,320
Capital Outlay	0	0	0	0
<i>Total Expenditures</i>	<u>130,566</u>	<u>2,597</u>	<u>47,720</u>	<u>13,320</u>
<i>Net Change in Fund Balances</i>	51,234	(64)	0	8,042
<i>Fund Balances (Deficit) Beginning of Year</i>	<u>24,229</u>	<u>64</u>	<u>141,253</u>	<u>0</u>
<i>Fund Balances (Deficit) End of Year</i>	<u>\$75,463</u>	<u>\$0</u>	<u>\$141,253</u>	<u>\$8,042</u>

MyCom	Tech Centers	Rice Solar Panel System	Coronavirus Relief	Total Nonmajor Special Revenue Funds
\$48,787	\$0	\$0	\$456,612	\$2,061,101
0	0	289	0	2,787,270
0	49,856	114,006	0	822,870
48,787	49,856	114,295	456,612	5,671,241
0	0	0	423,005	465,506
48,751	33,006	2,927	0	2,194,410
0	9,350	0	33,607	49,116
48,751	42,356	2,927	456,612	2,709,032
36	7,500	111,368	0	2,962,209
(150)	12,500	181	0	21,225,102
(\$114)	\$20,000	\$111,549	\$0	\$24,187,311

Cleveland Public Library
Cuyahoga County
Combining Balance Sheet
Nonmajor Permanent Funds
December 31, 2020

	Abel	Ambler	Beard	Klein
Assets				
Equity in Pooled Cash and Cash Equivalents	\$422,419	\$4,297	\$89,603	\$10,130
Liabilities				
Accounts Payable	\$0	\$0	\$0	\$0
Fund Balances				
Nonspendable	10,000	200	8,886	500
Restricted	412,419	4,097	80,717	9,630
<i>Total Fund Balances</i>	422,419	4,297	89,603	10,130
<i>Total Liabilities and Fund Balances</i>	\$422,419	\$4,297	\$89,603	\$10,130

<u>Malon/ Schroeder</u>	<u>McDonald</u>	<u>Ratner</u>	<u>Root</u>	<u>Sugarman</u>	<u>Thompson</u>
<u>\$456,514</u>	<u>\$341,237</u>	<u>\$174,878</u>	<u>\$74,150</u>	<u>\$298,100</u>	<u>\$231,711</u>
<u>\$0</u>	<u>\$310</u>	<u>\$0</u>	<u>\$0</u>	<u>\$250</u>	<u>\$0</u>
110,000	8,932	5,000	6,000	148,377	43,754
<u>346,514</u>	<u>331,995</u>	<u>169,878</u>	<u>68,150</u>	<u>149,473</u>	<u>187,957</u>
<u>456,514</u>	<u>340,927</u>	<u>174,878</u>	<u>74,150</u>	<u>297,850</u>	<u>231,711</u>
<u>\$456,514</u>	<u>\$341,237</u>	<u>\$174,878</u>	<u>\$74,150</u>	<u>\$298,100</u>	<u>\$231,711</u>

(continued)

Cleveland Public Library
Cuyahoga County
Combining Balance Sheet
Nonmajor Permanent Funds (continued)
December 31, 2020

	<u>Weidenthal</u>	<u>White</u>	<u>Beard Anna Young</u>	<u>Paulson</u>	<u>Total Nonmajor Permanent Funds</u>
Assets					
Equity in Pooled Cash and Cash Equivalents	<u>\$12,454</u>	<u>\$3,850,892</u>	<u>\$128,998</u>	<u>\$148,784</u>	<u>\$6,244,167</u>
Liabilities					
Accounts Payable	<u>\$0</u>	<u>\$1,108</u>	<u>\$0</u>	<u>\$0</u>	<u>\$1,668</u>
Fund Balances					
Nonspendable	500	374,887	67,281	148,784	933,101
Restricted	<u>11,954</u>	<u>3,474,897</u>	<u>61,717</u>	<u>0</u>	<u>5,309,398</u>
<i>Total Fund Balances</i>	<u>12,454</u>	<u>3,849,784</u>	<u>128,998</u>	<u>148,784</u>	<u>6,242,499</u>
<i>Total Liabilities and Fund Balances</i>	<u>\$12,454</u>	<u>\$3,850,892</u>	<u>\$128,998</u>	<u>\$148,784</u>	<u>\$6,244,167</u>

Cleveland Public Library
Cuyahoga County
Combining Statement of Revenues, Expenditures and Changes in Fund Balances
Nonmajor Permanent Funds
For the Year Ended December 31, 2020

	<u>Abel</u>	<u>Ambler</u>	<u>Beard</u>
Revenues			
Investment Earnings	<u>\$51,027</u>	<u>\$518</u>	<u>\$10,610</u>
Expenditures			
Current:			
Administration and Support	0	0	2,421
Public Services	<u>0</u>	<u>0</u>	<u>6,164</u>
<i>Total Expenditures</i>	<u>0</u>	<u>0</u>	<u>8,585</u>
<i>Net Change in Fund Balances</i>	51,027	518	2,025
<i>Fund Balances Beginning of Year</i>	<u>371,392</u>	<u>3,779</u>	<u>87,578</u>
<i>Fund Balances End of Year</i>	<u><u>\$422,419</u></u>	<u><u>\$4,297</u></u>	<u><u>\$89,603</u></u>

(continued)

Cleveland Public Library
Cuyahoga County
Combining Statement of Revenues, Expenditures and Changes in Fund Balances
Nonmajor Permanent Funds (continued)
For the Year Ended December 31, 2020

	Klein	Malon/ Schroeder	McDonald
Revenues			
Investment Earnings	\$1,220	\$55,169	\$41,642
Expenditures			
Current:			
Administration and Support	0	0	0
Public Services	0	4,776	5,890
<i>Total Expenditures</i>	0	4,776	5,890
<i>Net Change in Fund Balances</i>	1,220	50,393	35,752
<i>Fund Balances Beginning of Year</i>	8,910	406,121	305,175
<i>Fund Balances End of Year</i>	\$10,130	\$456,514	\$340,927

<u>Ratner</u>	<u>Root</u>	<u>Sugarman</u>	<u>Thompson</u>	<u>Weidental</u>
<u>\$21,377</u>	<u>\$9,021</u>	<u>\$35,379</u>	<u>\$27,102</u>	<u>\$1,504</u>
0	0	0	0	0
<u>0</u>	<u>0</u>	<u>6,546</u>	<u>0</u>	<u>0</u>
<u>0</u>	<u>0</u>	<u>6,546</u>	<u>0</u>	<u>0</u>
21,377	9,021	28,833	27,102	1,504
<u>153,501</u>	<u>65,129</u>	<u>269,017</u>	<u>204,609</u>	<u>10,950</u>
<u>\$174,878</u>	<u>\$74,150</u>	<u>\$297,850</u>	<u>\$231,711</u>	<u>\$12,454</u>

(continued)

Cleveland Public Library
Cuyahoga County
Combining Statement of Revenues, Expenditures and Changes in Fund Balances
Nonmajor Permanent Funds (continued)
For the Year Ended December 31, 2020

	White	Beard Anna Young	Paulson	Total Nonmajor Permanent Funds
Revenues				
Investment Earnings	\$464,776	\$15,729	\$0	\$735,074
Expenditures				
Current:				
Administration and Support	0	0	0	2,421
Public Services	20,085	0	0	43,461
<i>Total Expenditures</i>	20,085	0	0	45,882
<i>Net Change in Fund Balances</i>	444,691	15,729	0	689,192
<i>Fund Balances Beginning of Year</i>	3,405,093	113,269	148,784	5,553,307
<i>Fund Balances End of Year</i>	\$3,849,784	\$128,998	\$148,784	\$6,242,499

**Individual Fund Schedules of Revenues, Expenditures/Expenses
and Changes in Fund Balances/Equity –
Budget (Non-GAAP Basis) and Actual**

Cleveland Public Library
Cuyahoga County
Schedule of Revenues, Expenditures and Changes
in Fund Balance - Budget (Non-GAAP Basis) and Actual
General Fund
For the Year Ended December 31, 2020

	Budgeted Amounts			Variance with Final Budget Positive (Negative)
	Original	Final	Actual	
Revenues				
Property and Other Taxes	\$32,778,839	\$37,057,038	\$37,057,038	\$0
Fines and Fees	279,580	113,052	117,881	4,829
Intergovernmental	25,885,425	25,838,333	25,838,333	0
Investment Earnings	646,348	657,998	663,283	5,285
Contributions and Donations	1,400	510	510	0
Miscellaneous	814,300	1,069,915	1,489,019	419,104
<i>Total Revenues</i>	<u>60,405,892</u>	<u>64,736,846</u>	<u>65,166,064</u>	<u>429,218</u>
Expenditures				
Current:				
Administration and Support				
Salaries and Wages	14,134,464	13,064,682	12,993,746	70,936
Supplies	934,053	886,185	478,368	407,817
Purchased Services	7,530,924	7,799,580	7,139,473	660,107
Library Materials	223,164	183,612	156,046	27,566
Other	198,768	197,741	173,612	24,129
Total Administration and Support	<u>23,021,373</u>	<u>22,131,800</u>	<u>20,941,245</u>	<u>1,190,555</u>
Public Services				
Salaries and Wages	26,484,077	24,053,859	23,935,577	118,282
Supplies	110,821	213,089	213,089	0
Purchased Services	3,550,900	3,282,245	3,088,773	193,472
Library Materials	10,329,424	9,368,976	9,365,426	3,550
Other	20,122	21,149	21,149	0
Total Public Services	<u>40,495,344</u>	<u>36,939,318</u>	<u>36,624,014</u>	<u>315,304</u>
Capital Outlay				
Land	0	3	3	0
Improvements	27,369	27,369	27,369	0
Furniture and Equipment	998,282	998,279	400,875	597,404
Computer Hardware/Software	525,822	471,421	197,408	274,013
Motor Vehicles	86,961	86,961	0	86,961
Total Capital Outlay	<u>1,638,434</u>	<u>1,584,033</u>	<u>625,655</u>	<u>958,378</u>
<i>Total Expenditures</i>	<u>65,155,151</u>	<u>60,655,151</u>	<u>58,190,914</u>	<u>2,464,237</u>
<i>Excess of Revenues Over (Under) Expenditures</i>	<u>(4,749,259)</u>	<u>4,081,695</u>	<u>6,975,150</u>	<u>2,893,455</u>
Other Financing Sources (Uses)				
Sale of Capital Assets	0	0	13,035	13,035
Advances In	0	0	75,000	75,000
Advances Out	0	0	(85,009)	(85,009)
Transfers Out	(1,090,385)	(1,090,385)	(1,090,385)	0
<i>Total Other Financing Sources (Uses)</i>	<u>(1,090,385)</u>	<u>(1,090,385)</u>	<u>(1,087,359)</u>	<u>3,026</u>
<i>Net Change in Fund Balance</i>	<u>(5,839,644)</u>	<u>2,991,310</u>	<u>5,887,791</u>	<u>2,896,481</u>
<i>Fund Balance Beginning of Year</i>	<u>25,402,593</u>	<u>25,402,593</u>	<u>25,402,593</u>	<u>0</u>
Prior Year Encumbrances Appropriated	<u>5,183,819</u>	<u>5,183,819</u>	<u>5,183,819</u>	<u>0</u>
<i>Fund Balance End of Year</i>	<u>\$24,746,768</u>	<u>\$33,577,722</u>	<u>\$36,474,203</u>	<u>\$2,896,481</u>

Cleveland Public Library
Cuyahoga County
Schedule of Revenues, Expenditures and Changes
in Fund Balance - Budget (Non-GAAP Basis) and Actual
CLEVNET Fund
For the Year Ended December 31, 2020

	<u>Budgeted Amounts</u>			Variance with Final Budget Positive (Negative)
	<u>Original</u>	<u>Final</u>	<u>Actual</u>	
Revenues				
Charges for Services	<u>\$5,544,169</u>	<u>\$5,544,169</u>	<u>\$5,542,463</u>	<u>(\$1,706)</u>
Expenditures				
Current:				
Administration and Support				
Salaries and Wages	1,783,864	2,020,944	2,020,944	0
Supplies	18,223	18,725	7,379	11,346
Purchased Services	2,004,713	1,953,271	1,785,390	167,881
Library Materials	1,109,753	1,109,753	1,106,664	3,089
Other	<u>502,386</u>	<u>1,505,356</u>	<u>377,757</u>	<u>1,127,599</u>
Total Administration and Support	<u>5,418,939</u>	<u>6,608,049</u>	<u>5,298,134</u>	<u>1,309,915</u>
Capital Outlay				
Furniture and Equipment	5,000	5,000	0	5,000
Computer Hardware/Software	<u>402,610</u>	<u>402,610</u>	<u>215,975</u>	<u>186,635</u>
Total Capital Outlay	<u>407,610</u>	<u>407,610</u>	<u>215,975</u>	<u>191,635</u>
<i>Total Expenditures</i>	<u>5,826,549</u>	<u>7,015,659</u>	<u>5,514,109</u>	<u>1,501,550</u>
<i>Net Change in Fund Balance</i>	(282,380)	(1,471,490)	28,354	1,499,844
<i>Fund Balance Beginning of Year</i>	1,189,110	1,189,110	1,189,110	0
Prior Year Encumbrances Appropriated	<u>282,380</u>	<u>282,380</u>	<u>282,380</u>	<u>0</u>
<i>Fund Balance End of Year</i>	<u>\$1,189,110</u>	<u>\$0</u>	<u>\$1,499,844</u>	<u>\$1,499,844</u>

Cleveland Public Library
Cuyahoga County
Schedule of Revenues, Expenditures and Changes
in Fund Balance - Budget (Non-GAAP Basis) and Actual
Construction Fund
For the Year Ended December 31, 2020

	<u>Budgeted Amounts</u>			Variance with Final Budget Positive (Negative)
	<u>Original</u>	<u>Final</u>	<u>Actual</u>	
Revenues				
Investment Earnings	\$0	\$930,000	\$955,334	\$25,334
Expenditures				
Current:				
Administration and Support	0	35,423	35,133	290
Public Services	0	47,000	47,000	0
Capital Outlay				
Improvements	5,888,620	12,091,649	6,737,625	5,354,024
<i>Total Expenditures</i>	5,888,620	12,174,072	6,819,758	5,354,314
<i>Net Change in Fund Balance</i>	(5,888,620)	(11,244,072)	(5,864,424)	5,379,648
<i>Fund Balance Beginning of Year</i>	58,967,519	58,967,519	58,967,519	0
Prior Year Encumbrances Appropriated	2,632,906	2,632,906	2,632,906	0
<i>Fund Balance End of Year</i>	<u>\$55,711,805</u>	<u>\$50,356,353</u>	<u>\$55,736,001</u>	<u>\$5,379,648</u>

Cleveland Public Library
Cuyahoga County
Schedule of Revenues, Expenditures and Changes
in Fund Balance - Budget (Non-GAAP Basis) and Actual
Anderson Fund
For the Year Ended December 31, 2020

	<u>Budgeted Amounts</u>		<u>Actual</u>	Variance with Final Budget Positive (Negative)
	<u>Original</u>	<u>Final</u>		
Revenues				
Investment Earnings	\$28,000	\$3,890	\$6,780	\$2,890
Expenditures				
Current:				
Public Services	14,150	230	228	2
<i>Net Change in Fund Balance</i>	13,850	3,660	6,552	2,892
<i>Fund Balance Beginning of Year</i>	387,802	387,802	387,802	0
<i>Fund Balance End of Year</i>	<u>\$401,652</u>	<u>\$391,462</u>	<u>\$394,354</u>	<u>\$2,892</u>

Cleveland Public Library
Cuyahoga County
Schedule of Revenues, Expenditures and Changes
in Fund Balance - Budget (Non-GAAP Basis) and Actual
Endowment for the Blind Fund
For the Year Ended December 31, 2020

	<u>Budgeted Amounts</u>		<u>Actual</u>	Variance with Final Budget Positive (Negative)
	<u>Original</u>	<u>Final</u>		
Revenues				
Investment Earnings	\$210,000	\$32,050	\$54,587	\$22,537
Expenditures				
Current:				
Public Services	10,000	0	0	0
<i>Net Change in Fund Balance</i>	200,000	32,050	54,587	22,537
<i>Fund Balance Beginning of Year</i>	2,966,435	2,966,435	2,966,435	0
<i>Fund Balance End of Year</i>	<u>\$3,166,435</u>	<u>\$2,998,485</u>	<u>\$3,021,022</u>	<u>\$22,537</u>

Cleveland Public Library
Cuyahoga County
Schedule of Revenues, Expenditures and Changes
in Fund Balance - Budget (Non-GAAP Basis) and Actual
Founders Fund
For the Year Ended December 31, 2020

	<u>Budgeted Amounts</u>		<u>Actual</u>	Variance with Final Budget Positive (Negative)
	<u>Original</u>	<u>Final</u>		
Revenues				
Intergovernmental	\$0	\$4,999	\$4,999	\$0
Investment Earnings	450,000	125,190	164,566	39,376
Contributions and Donations	0	165,431	219,552	54,121
<i>Total Revenues</i>	<u>450,000</u>	<u>295,620</u>	<u>389,117</u>	<u>93,497</u>
Expenditures				
Current:				
Administration and Support	80,821	28,786	23,351	5,435
Public Services	858,281	846,911	665,663	181,248
Capital Outlay	120,619	15,205	15,170	35
<i>Total Expenditures</i>	<u>1,059,721</u>	<u>890,902</u>	<u>704,184</u>	<u>186,718</u>
<i>Net Change in Fund Balance</i>	(609,721)	(595,282)	(315,067)	280,215
<i>Fund Balance Beginning of Year</i>	6,100,173	6,100,173	6,100,173	0
Prior Year Encumbrances Appropriated	<u>228,231</u>	<u>228,231</u>	<u>228,231</u>	<u>0</u>
<i>Fund Balance End of Year</i>	<u><u>\$5,718,683</u></u>	<u><u>\$5,733,122</u></u>	<u><u>\$6,013,337</u></u>	<u><u>\$280,215</u></u>

Cleveland Public Library
Cuyahoga County
Schedule of Revenues, Expenditures and Changes
in Fund Balance - Budget (Non-GAAP Basis) and Actual
Kaiser Fund
For the Year Ended December 31, 2020

	<u>Budgeted Amounts</u>			Variance with Final Budget Positive (Negative)
	<u>Original</u>	<u>Final</u>	<u>Actual</u>	
Revenues				
Investment Earnings	\$6,000	\$870	\$1,507	\$637
Expenditures	<u>0</u>	<u>0</u>	<u>0</u>	<u>0</u>
<i>Net Change in Fund Balance</i>	6,000	870	1,507	637
<i>Fund Balance Beginning of Year</i>	<u>82,631</u>	<u>82,631</u>	<u>82,631</u>	<u>0</u>
<i>Fund Balance End of Year</i>	<u><u>\$88,631</u></u>	<u><u>\$83,501</u></u>	<u><u>\$84,138</u></u>	<u><u>\$637</u></u>

Cleveland Public Library
Cuyahoga County
Schedule of Revenues, Expenditures and Changes
in Fund Balance - Budget (Non-GAAP Basis) and Actual
Kraley Fund
For the Year Ended December 31, 2020

	<u>Budgeted Amounts</u>		<u>Actual</u>	Variance with Final Budget Positive (Negative)
	<u>Original</u>	<u>Final</u>		
Revenues				
Investment Earnings	\$14,000	\$1,940	\$3,275	\$1,335
Expenditures				
Current:				
Public Services	30,030	5,030	3,867	1,163
<i>Net Change in Fund Balance</i>	(16,030)	(3,090)	(592)	2,498
<i>Fund Balance Beginning of Year</i>	225,178	225,178	225,178	0
Prior Year Encumbrances Appropriated	30	30	30	0
<i>Fund Balance End of Year</i>	<u>\$209,178</u>	<u>\$222,118</u>	<u>\$224,616</u>	<u>\$2,498</u>

Cleveland Public Library
Cuyahoga County
Schedule of Revenues, Expenditures and Changes
in Fund Balance - Budget (Non-GAAP Basis) and Actual
Library Fund
For the Year Ended December 31, 2020

	<u>Budgeted Amounts</u>			Variance with Final Budget Positive (Negative)
	<u>Original</u>	<u>Final</u>	<u>Actual</u>	
Revenues				
Investment Earnings	\$14,000	\$540	\$1,769	\$1,229
Contributions and Donations	<u>5,000</u>	<u>4,057</u>	<u>4,417</u>	<u>360</u>
<i>Total Revenues</i>	19,000	4,597	6,186	1,589
Expenditures				
Current:				
Public Services	<u>36,480</u>	<u>2,480</u>	<u>1,500</u>	<u>980</u>
<i>Net Change in Fund Balance</i>	(17,480)	2,117	4,686	2,569
<i>Fund Balance Beginning of Year</i>	198,673	198,673	198,673	0
Prior Year Encumbrances Appropriated	<u>1,480</u>	<u>1,480</u>	<u>1,480</u>	<u>0</u>
<i>Fund Balance End of Year</i>	<u><u>\$182,673</u></u>	<u><u>\$202,270</u></u>	<u><u>\$204,839</u></u>	<u><u>\$2,569</u></u>

Cleveland Public Library
Cuyahoga County
Schedule of Revenues, Expenditures and Changes
in Fund Balance - Budget (Non-GAAP Basis) and Actual
Pepke Fund
For the Year Ended December 31, 2020

	<u>Budgeted Amounts</u>			Variance with Final Budget Positive (Negative)
	<u>Original</u>	<u>Final</u>	<u>Actual</u>	
Revenues				
Investment Earnings	\$12,000	\$1,830	\$3,191	\$1,361
Expenditures	<u>0</u>	<u>0</u>	<u>0</u>	<u>0</u>
<i>Net Change in Fund Balance</i>	12,000	1,830	3,191	1,361
<i>Fund Balance Beginning of Year</i>	<u>176,596</u>	<u>176,596</u>	<u>176,596</u>	<u>0</u>
<i>Fund Balance End of Year</i>	<u><u>\$188,596</u></u>	<u><u>\$178,426</u></u>	<u><u>\$179,787</u></u>	<u><u>\$1,361</u></u>

Cleveland Public Library
Cuyahoga County
Schedule of Revenues, Expenditures and Changes
in Fund Balance - Budget (Non-GAAP Basis) and Actual
Wickwire Fund
For the Year Ended December 31, 2020

	<u>Budgeted Amounts</u>		<u>Actual</u>	Variance with Final Budget Positive (Negative)
	<u>Original</u>	<u>Final</u>		
Revenues				
Investment Earnings	\$120,000	\$14,640	\$28,509	\$13,869
Expenditures				
Current:				
Public Services	35,000	13,500	12,803	697
<i>Net Change in Fund Balance</i>	85,000	1,140	15,706	14,566
<i>Fund Balance Beginning of Year</i>	1,832,258	1,832,258	1,832,258	0
<i>Fund Balance End of Year</i>	<u>\$1,917,258</u>	<u>\$1,833,398</u>	<u>\$1,847,964</u>	<u>\$14,566</u>

Cleveland Public Library
Cuyahoga County
Schedule of Revenues, Expenditures and Changes
in Fund Balance - Budget (Non-GAAP Basis) and Actual
Wittke Fund
For the Year Ended December 31, 2020

	<u>Budgeted Amounts</u>		<u>Actual</u>	Variance with Final Budget Positive (Negative)
	<u>Original</u>	<u>Final</u>		
Revenues				
Investment Earnings	\$8,000	\$1,170	\$2,040	\$870
Expenditures	<u>0</u>	<u>0</u>	<u>0</u>	<u>0</u>
<i>Net Change in Fund Balance</i>	8,000	1,170	2,040	870
<i>Fund Balance Beginning of Year</i>	<u>112,324</u>	<u>112,324</u>	<u>112,324</u>	<u>0</u>
<i>Fund Balance End of Year</i>	<u><u>\$120,324</u></u>	<u><u>\$113,494</u></u>	<u><u>\$114,364</u></u>	<u><u>\$870</u></u>

Cleveland Public Library
Cuyahoga County
Schedule of Revenues, Expenditures and Changes
in Fund Balance - Budget (Non-GAAP Basis) and Actual
Young Fund
For the Year Ended December 31, 2020

	<u>Budgeted Amounts</u>		<u>Actual</u>	Variance with Final Budget Positive (Negative)
	<u>Original</u>	<u>Final</u>		
Revenues				
Investment Earnings	\$400,000	\$50,320	\$92,912	\$42,592
Contributions and Donations	50,000	51,202	51,202	0
<i>Total Revenues</i>	450,000	101,522	144,114	42,592
Expenditures				
Current:				
Public Services	10,000	0	0	0
<i>Net Change in Fund Balance</i>	440,000	101,522	144,114	42,592
<i>Fund Balance Beginning of Year</i>	5,653,197	5,653,197	5,653,197	0
<i>Fund Balance End of Year</i>	<u>\$6,093,197</u>	<u>\$5,754,719</u>	<u>\$5,797,311</u>	<u>\$42,592</u>

Cleveland Public Library
Cuyahoga County
Schedule of Revenues, Expenditures and Changes
in Fund Balance - Budget (Non-GAAP Basis) and Actual
Judd Fund
For the Year Ended December 31, 2020

	<u>Budgeted Amounts</u>		<u>Actual</u>	Variance with Final Budget Positive (Negative)
	<u>Original</u>	<u>Final</u>		
Revenues				
Contributions and Donations	\$235,000	\$250,486	\$250,486	\$0
Expenditures				
Current:				
Public Services	<u>236,770</u>	<u>378,011</u>	<u>175,132</u>	<u>202,879</u>
<i>Net Change in Fund Balance</i>	(1,770)	(127,525)	75,354	202,879
<i>Fund Balance Beginning of Year</i>	125,755	125,755	125,755	0
Prior Year Encumbrances Appropriated	<u>1,770</u>	<u>1,770</u>	<u>1,770</u>	<u>0</u>
<i>Fund Balance End of Year</i>	<u>\$125,755</u>	<u>\$0</u>	<u>\$202,879</u>	<u>\$202,879</u>

Cleveland Public Library
Cuyahoga County
Schedule of Revenues, Expenditures and Changes
in Fund Balance - Budget (Non-GAAP Basis) and Actual
Ohio Library for the Blind and Physically Disabled (OLBPD) Fund
For the Year Ended December 31, 2020

	<u>Budgeted Amounts</u>			Variance with Final Budget Positive (Negative)
	<u>Original</u>	<u>Final</u>	<u>Actual</u>	
Revenues				
Intergovernmental	<u>\$1,508,194</u>	<u>\$1,508,194</u>	<u>\$1,508,194</u>	<u>\$0</u>
Expenditures				
Current:				
Public Services	1,520,476	1,621,003	1,417,234	203,769
Capital Outlay	<u>0</u>	<u>269</u>	<u>269</u>	<u>0</u>
<i>Total Expenditures</i>	<u>1,520,476</u>	<u>1,621,272</u>	<u>1,417,503</u>	<u>203,769</u>
<i>Net Change in Fund Balance</i>	(12,282)	(113,078)	90,691	203,769
<i>Fund Balance Beginning of Year</i>	100,796	100,796	100,796	0
Prior Year Encumbrances Appropriated	<u>12,282</u>	<u>12,282</u>	<u>12,282</u>	<u>0</u>
<i>Fund Balance End of Year</i>	<u>\$100,796</u>	<u>\$0</u>	<u>\$203,769</u>	<u>\$203,769</u>

Cleveland Public Library
Cuyahoga County
Schedule of Revenues, Expenditures and Changes
in Fund Balance - Budget (Non-GAAP Basis) and Actual
Lockwood Thompson Memorial Fund
For the Year Ended December 31, 2020

	<u>Budgeted Amounts</u>		<u>Actual</u>	Variance with Final Budget Positive (Negative)
	<u>Original</u>	<u>Final</u>		
Revenues				
Contributions and Donations	\$180,000	\$196,272	\$196,272	\$0
Expenditures				
Current:				
Administration and Support	41,520	140,441	12,903	127,538
Public Services	228,283	269,553	172,281	97,272
<i>Total Expenditures</i>	<u>269,803</u>	<u>409,994</u>	<u>185,184</u>	<u>224,810</u>
<i>Net Change in Fund Balance</i>	(89,803)	(213,722)	11,088	224,810
<i>Fund Balance Beginning of Year</i>	123,919	123,919	123,919	0
Prior Year Encumbrances Appropriated	<u>89,803</u>	<u>89,803</u>	<u>89,803</u>	<u>0</u>
<i>Fund Balance End of Year</i>	<u><u>\$123,919</u></u>	<u><u>\$0</u></u>	<u><u>\$224,810</u></u>	<u><u>\$224,810</u></u>

Cleveland Public Library
Cuyahoga County
Schedule of Revenues, Expenditures and Changes
in Fund Balance - Budget (Non-GAAP Basis) and Actual
Ohio Center for the Book Fund
For the Year Ended December 31, 2020

	<u>Budgeted Amounts</u>		<u>Actual</u>	Variance with Final Budget Positive (Negative)
	<u>Original</u>	<u>Final</u>		
Revenues				
Contributions and Donations	\$2,300	\$2,225	\$2,225	\$0
Expenditures				
Current:				
Public Services	2,300	2,597	2,597	0
<i>Net Change in Fund Balance</i>	0	(372)	(372)	0
<i>Fund Balance Beginning of Year</i>	372	372	372	0
<i>Fund Balance End of Year</i>	<u>\$372</u>	<u>\$0</u>	<u>\$0</u>	<u>\$0</u>

Cleveland Public Library
Cuyahoga County
Schedule of Revenues, Expenditures and Changes
in Fund Balance - Budget (Non-GAAP Basis) and Actual
Schweinfurth Fund
For the Year Ended December 31, 2020

	<u>Budgeted Amounts</u>		<u>Actual</u>	Variance with Final Budget Positive (Negative)
	<u>Original</u>	<u>Final</u>		
Revenues				
Contributions and Donations	\$50,000	\$73,222	\$73,222	\$0
Expenditures				
Current:				
Public Services	52,500	52,500	52,390	110
<i>Net Change in Fund Balance</i>	(2,500)	20,722	20,832	110
<i>Fund Balance Beginning of Year</i>	174,429	174,429	174,429	0
Prior Year Encumbrances Appropriated	2,500	2,500	2,500	0
<i>Fund Balance End of Year</i>	<u>\$174,429</u>	<u>\$197,651</u>	<u>\$197,761</u>	<u>\$110</u>

Cleveland Public Library
Cuyahoga County
Schedule of Revenues, Expenditures and Changes
in Fund Balance - Budget (Non-GAAP Basis) and Actual
Learning Centers Fund
For the Year Ended December 31, 2020

	<u>Budgeted Amounts</u>			Variance with Final Budget Positive (Negative)
	<u>Original</u>	<u>Final</u>	<u>Actual</u>	
Revenues	\$0	\$0	\$0	\$0
Expenditures				
Current:				
Public Services	<u>21,288</u>	<u>21,362</u>	<u>21,362</u>	<u>0</u>
<i>Net Change in Fund Balance</i>	(21,288)	(21,362)	(21,362)	0
<i>Fund Balance Beginning of Year</i>	18,774	18,774	18,774	0
Prior Year Encumbrances Appropriated	<u>2,588</u>	<u>2,588</u>	<u>2,588</u>	<u>0</u>
<i>Fund Balance End of Year</i>	<u><u>\$74</u></u>	<u><u>\$0</u></u>	<u><u>\$0</u></u>	<u><u>\$0</u></u>

Cleveland Public Library
Cuyahoga County
Schedule of Revenues, Expenditures and Changes
in Fund Balance - Budget (Non-GAAP Basis) and Actual
MyCom Fund
For the Year Ended December 31, 2020

	Budgeted Amounts		Actual	Variance with Final Budget Positive (Negative)
	Original	Final		
Revenues				
Intergovernmental	\$126,056	\$49,157	\$49,157	\$0
Expenditures				
Current:				
Public Services	76,785	48,787	48,787	0
<i>Excess of Revenues Over (Under) Expenditures</i>	49,271	370	370	0
Other Financing Sources (Uses)				
Advances In	0	0	75,009	75,009
Advances Out	0	0	(75,000)	(75,000)
<i>Total Other Financing Sources (Uses)</i>	0	0	9	9
<i>Net Change in Fund Balance</i>	49,271	370	379	9
<i>Fund Balance Beginning of Year</i>	23,952	23,952	23,952	0
Prior Year Encumbrances Appropriated	1,777	1,777	1,777	0
<i>Fund Balance End of Year</i>	\$75,000	\$26,099	\$26,108	\$9

Cleveland Public Library
Cuyahoga County
Schedule of Revenues, Expenditures and Changes
in Fund Balance - Budget (Non-GAAP Basis) and Actual
Early Literacy Fund
For the Year Ended December 31, 2020

	<u>Budgeted Amounts</u>			Variance with Final Budget Positive (Negative)
	<u>Original</u>	<u>Final</u>	<u>Actual</u>	
Revenues	\$0	\$0	\$0	\$0
Expenditures				
Current:				
Public Services	<u>10,337</u>	<u>10,337</u>	<u>10,337</u>	<u>0</u>
<i>Net Change in Fund Balance</i>	(10,337)	(10,337)	(10,337)	0
<i>Fund Balance Beginning of Year</i>	0	0	0	0
Prior Year Encumbrances Appropriated	<u>10,337</u>	<u>10,337</u>	<u>10,337</u>	<u>0</u>
<i>Fund Balance End of Year</i>	<u><u>\$0</u></u>	<u><u>\$0</u></u>	<u><u>\$0</u></u>	<u><u>\$0</u></u>

Cleveland Public Library
Cuyahoga County
Schedule of Revenues, Expenditures and Changes
in Fund Balance - Budget (Non-GAAP Basis) and Actual
Tech Centers Fund
For the Year Ended December 31, 2020

	Budgeted Amounts		Actual	Variance with Final Budget Positive (Negative)
	Original	Final		
Revenues				
Contributions and Donations	\$108,000	\$108,000	\$108,000	\$0
Expenditures				
Current:				
Public Services	118,000	69,701	33,640	36,061
Capital Outlay	0	48,299	9,370	38,929
<i>Total Expenditures</i>	118,000	118,000	43,010	74,990
<i>Excess of Revenues Over (Under) Expenditures</i>	(10,000)	(10,000)	64,990	74,990
Other Financing Sources				
Advances In	0	0	10,000	10,000
<i>Net Change in Fund Balance</i>	(10,000)	(10,000)	74,990	84,990
<i>Fund Balance Beginning of Year</i>	0	0	0	0
<i>Fund Balance (Deficit) End of Year</i>	(\$10,000)	(\$10,000)	\$74,990	\$84,990

Cleveland Public Library
Cuyahoga County
Schedule of Revenues, Expenditures and Changes
in Fund Balance - Budget (Non-GAAP Basis) and Actual
Rice Solar Panel System Fund
For the Year Ended December 31, 2020

	<u>Budgeted Amounts</u>		<u>Actual</u>	Variance with Final Budget Positive (Negative)
	<u>Original</u>	<u>Final</u>		
Revenues				
Investment Earnings	\$0	\$289	\$289	\$0
Expenditures				
Current:				
Public Services	<u>114,006</u>	<u>114,006</u>	<u>114,006</u>	<u>0</u>
<i>Net Change in Fund Balance</i>	(114,006)	(113,717)	(113,717)	0
<i>Fund Balance Beginning of Year</i>	181	181	181	0
Prior Year Encumbrances Appropriated	<u>114,006</u>	<u>114,006</u>	<u>114,006</u>	<u>0</u>
<i>Fund Balance End of Year</i>	<u>\$181</u>	<u>\$470</u>	<u>\$470</u>	<u>\$0</u>

Cleveland Public Library
Cuyahoga County
Schedule of Revenues, Expenditures and Changes
in Fund Balance - Budget (Non-GAAP Basis) and Actual
Coronavirus Relief Fund
For the Year Ended December 31, 2020

	Budgeted Amounts		Actual	Variance with Final Budget Positive (Negative)
	Original	Final		
Revenues				
Intergovernmental	\$700,000	\$700,000	\$700,000	\$0
Investment Earnings	0	2,537	2,823	286
<i>Total Revenues</i>	<u>700,000</u>	<u>702,537</u>	<u>702,823</u>	<u>286</u>
Expenditures				
Current:				
Administration and Support	652,156	654,693	453,534	201,159
Capital Outlay	47,844	47,844	33,607	14,237
<i>Total Expenditures</i>	<u>700,000</u>	<u>702,537</u>	<u>487,141</u>	<u>215,396</u>
<i>Net Change in Fund Balance</i>	0	0	215,682	215,682
<i>Fund Balance Beginning of Year</i>	<u>0</u>	<u>0</u>	<u>0</u>	<u>0</u>
<i>Fund Balance End of Year</i>	<u>\$0</u>	<u>\$0</u>	<u>\$215,682</u>	<u>\$215,682</u>

Cleveland Public Library
Cuyahoga County
Schedule of Revenues, Expenditures and Changes
in Fund Balance - Budget (Non-GAAP Basis) and Actual
Debt Service Fund
For the Year Ended December 31, 2020

	<u>Budgeted Amounts</u>		<u>Actual</u>	<u>Variance with Final Budget Positive (Negative)</u>
	<u>Original</u>	<u>Final</u>		
Revenues				
Investment Earnings	\$0	\$14,450	\$14,472	\$22
Expenditures				
Debt Service:				
Principal Retirement	1,020,000	1,020,000	1,020,000	0
Interest and Fiscal Charges	2,272,635	2,272,635	2,272,635	0
<i>Total Expenditures</i>	<u>3,292,635</u>	<u>3,292,635</u>	<u>3,292,635</u>	<u>0</u>
<i>Excess of Revenues Under Expenditures</i>	(3,292,635)	(3,278,185)	(3,278,163)	22
Other Financing Sources				
Transfers In	1,090,385	1,090,385	1,090,385	0
<i>Net Change in Fund Balance</i>	(2,202,250)	(2,187,800)	(2,187,778)	22
<i>Fund Balance Beginning of Year</i>	<u>2,893,176</u>	<u>2,893,176</u>	<u>2,893,176</u>	<u>0</u>
<i>Fund Balance End of Year</i>	<u>\$690,926</u>	<u>\$705,376</u>	<u>\$705,398</u>	<u>\$22</u>

Cleveland Public Library
Cuyahoga County
Schedule of Revenues, Expenditures and Changes
in Fund Balance - Budget (Non-GAAP Basis) and Actual
Building and Repair Fund
For the Year Ended December 31, 2020

	<u>Budgeted Amounts</u>			Variance with Final Budget Positive (Negative)
	<u>Original</u>	<u>Final</u>	<u>Actual</u>	
Revenues	<u>\$0</u>	<u>\$0</u>	<u>\$0</u>	<u>\$0</u>
Expenditures				
Capital Outlay				
Building Repairs	8,282	4,322	4,322	0
Improvements	462,827	345,093	345,093	0
Furniture and Equipment	1,167,185	1,808,024	5,602	1,802,422
Computer Hardware/Software	33,516	33,516	33,516	0
<i>Total Expenditures</i>	<u>1,671,810</u>	<u>2,190,955</u>	<u>388,533</u>	<u>1,802,422</u>
<i>Net Change in Fund Balance</i>	(1,671,810)	(2,190,955)	(388,533)	1,802,422
<i>Fund Balance Beginning of Year</i>	2,019,145	2,019,145	2,019,145	0
Prior Year Encumbrances Appropriated	<u>171,810</u>	<u>171,810</u>	<u>171,810</u>	<u>0</u>
<i>Fund Balance End of Year</i>	<u>\$519,145</u>	<u>\$0</u>	<u>\$1,802,422</u>	<u>\$1,802,422</u>

Cleveland Public Library
Cuyahoga County
Schedule of Revenues, Expenditures and Changes
in Fund Balance - Budget (Non-GAAP Basis) and Actual
Abel Fund
For the Year Ended December 31, 2020

	<u>Budgeted Amounts</u>		<u>Actual</u>	Variance with Final Budget Positive (Negative)
	<u>Original</u>	<u>Final</u>		
Revenues				
Investment Earnings	\$20,000	\$3,120	\$5,445	\$2,325
Expenditures				
Current:				
Public Services	5,000	0	0	0
<i>Net Change in Fund Balance</i>	15,000	3,120	5,445	2,325
<i>Fund Balance Beginning of Year</i>	304,642	304,642	304,642	0
<i>Fund Balance End of Year</i>	<u>\$319,642</u>	<u>\$307,762</u>	<u>\$310,087</u>	<u>\$2,325</u>

Cleveland Public Library
Cuyahoga County
Schedule of Revenues, Expenditures and Changes
in Fund Balance - Budget (Non-GAAP Basis) and Actual
Ambler Fund
For the Year Ended December 31, 2020

	<u>Budgeted Amounts</u>			Variance with Final Budget Positive (Negative)
	<u>Original</u>	<u>Final</u>	<u>Actual</u>	
Revenues				
Investment Earnings	\$200	\$30	\$55	\$25
Expenditures	<u>0</u>	<u>0</u>	<u>0</u>	<u>0</u>
<i>Net Change in Fund Balance</i>	200	30	55	25
<i>Fund Balance Beginning of Year</i>	<u>3,098</u>	<u>3,098</u>	<u>3,098</u>	<u>0</u>
<i>Fund Balance End of Year</i>	<u><u>\$3,298</u></u>	<u><u>\$3,128</u></u>	<u><u>\$3,153</u></u>	<u><u>\$25</u></u>

Cleveland Public Library
Cuyahoga County
Schedule of Revenues, Expenditures and Changes
in Fund Balance - Budget (Non-GAAP Basis) and Actual
Beard Fund
For the Year Ended December 31, 2020

	<u>Budgeted Amounts</u>			Variance with Final Budget Positive (Negative)
	<u>Original</u>	<u>Final</u>	<u>Actual</u>	
Revenues				
Investment Earnings	<u>\$8,000</u>	<u>\$1,070</u>	<u>\$1,562</u>	<u>\$492</u>
Expenditures				
Current:				
Administration and Support	8,813	8,813	7,000	1,813
Public Services	<u>21,297</u>	<u>21,297</u>	<u>21,297</u>	<u>0</u>
<i>Total Expenditures</i>	<u>30,110</u>	<u>30,110</u>	<u>28,297</u>	<u>1,813</u>
<i>Net Change in Fund Balance</i>	(22,110)	(29,040)	(26,735)	2,305
<i>Fund Balance Beginning of Year</i>	70,077	70,077	70,077	0
Prior Year Encumbrances Appropriated	<u>21,909</u>	<u>21,909</u>	<u>21,909</u>	<u>0</u>
<i>Fund Balance End of Year</i>	<u><u>\$69,876</u></u>	<u><u>\$62,946</u></u>	<u><u>\$65,251</u></u>	<u><u>\$2,305</u></u>

Cleveland Public Library
Cuyahoga County
Schedule of Revenues, Expenditures and Changes
in Fund Balance - Budget (Non-GAAP Basis) and Actual
Klein Fund
For the Year Ended December 31, 2020

	<u>Budgeted Amounts</u>			Variance with Final Budget Positive (Negative)
	<u>Original</u>	<u>Final</u>	<u>Actual</u>	
Revenues				
Investment Earnings	\$500	\$80	\$130	\$50
Expenditures	<u>0</u>	<u>0</u>	<u>0</u>	<u>0</u>
<i>Net Change in Fund Balance</i>	500	80	130	50
<i>Fund Balance Beginning of Year</i>	<u>7,326</u>	<u>7,326</u>	<u>7,326</u>	<u>0</u>
<i>Fund Balance End of Year</i>	<u><u>\$7,826</u></u>	<u><u>\$7,406</u></u>	<u><u>\$7,456</u></u>	<u><u>\$50</u></u>

Cleveland Public Library
Cuyahoga County
Schedule of Revenues, Expenditures and Changes
in Fund Balance - Budget (Non-GAAP Basis) and Actual
Malon/Schroeder Fund
For the Year Ended December 31, 2020

	<u>Budgeted Amounts</u>		<u>Actual</u>	Variance with Final Budget Positive (Negative)
	<u>Original</u>	<u>Final</u>		
Revenues				
Investment Earnings	\$24,000	\$3,810	\$6,313	\$2,503
Expenditures				
Current:				
Public Services	10,000	10,000	4,776	5,224
<i>Net Change in Fund Balance</i>	14,000	(6,190)	1,537	7,727
<i>Fund Balance Beginning of Year</i>	358,042	358,042	358,042	0
<i>Fund Balance End of Year</i>	<u>\$372,042</u>	<u>\$351,852</u>	<u>\$359,579</u>	<u>\$7,727</u>

Cleveland Public Library
Cuyahoga County
Schedule of Revenues, Expenditures and Changes
in Fund Balance - Budget (Non-GAAP Basis) and Actual
McDonald Fund
For the Year Ended December 31, 2020

	<u>Budgeted Amounts</u>		<u>Actual</u>	Variance with Final Budget Positive (Negative)
	<u>Original</u>	<u>Final</u>		
Revenues				
Investment Earnings	\$18,000	\$2,880	\$4,772	\$1,892
Expenditures				
Current:				
Public Services	6,170	6,170	5,890	280
<i>Net Change in Fund Balance</i>	11,830	(3,290)	(1,118)	2,172
<i>Fund Balance Beginning of Year</i>	248,167	248,167	248,167	0
Prior Year Encumbrances Appropriated	2,170	2,170	2,170	0
<i>Fund Balance End of Year</i>	<u>\$262,167</u>	<u>\$247,047</u>	<u>\$249,219</u>	<u>\$2,172</u>

Cleveland Public Library
Cuyahoga County
Schedule of Revenues, Expenditures and Changes
in Fund Balance - Budget (Non-GAAP Basis) and Actual
Ratner Fund
For the Year Ended December 31, 2020

	<u>Budgeted Amounts</u>			Variance with Final Budget Positive (Negative)
	<u>Original</u>	<u>Final</u>	<u>Actual</u>	
Revenues				
Investment Earnings	\$9,000	\$1,310	\$2,281	\$971
Expenditures	<u>0</u>	<u>0</u>	<u>0</u>	<u>0</u>
<i>Net Change in Fund Balance</i>	9,000	1,310	2,281	971
<i>Fund Balance Beginning of Year</i>	<u>124,528</u>	<u>124,528</u>	<u>124,528</u>	<u>0</u>
<i>Fund Balance End of Year</i>	<u><u>\$133,528</u></u>	<u><u>\$125,838</u></u>	<u><u>\$126,809</u></u>	<u><u>\$971</u></u>

Cleveland Public Library
Cuyahoga County
Schedule of Revenues, Expenditures and Changes
in Fund Balance - Budget (Non-GAAP Basis) and Actual
Root Fund
For the Year Ended December 31, 2020

	<u>Budgeted Amounts</u>		<u>Actual</u>	Variance with Final Budget Positive (Negative)
	<u>Original</u>	<u>Final</u>		
Revenues				
Investment Earnings	\$3,000	\$550	\$962	\$412
Expenditures	<u>0</u>	<u>0</u>	<u>0</u>	<u>0</u>
<i>Net Change in Fund Balance</i>	3,000	550	962	412
<i>Fund Balance Beginning of Year</i>	<u>53,701</u>	<u>53,701</u>	<u>53,701</u>	<u>0</u>
<i>Fund Balance End of Year</i>	<u><u>\$56,701</u></u>	<u><u>\$54,251</u></u>	<u><u>\$54,663</u></u>	<u><u>\$412</u></u>

Cleveland Public Library
Cuyahoga County
Schedule of Revenues, Expenditures and Changes
in Fund Balance - Budget (Non-GAAP Basis) and Actual
Sugarman Fund
For the Year Ended December 31, 2020

	Budgeted Amounts		Actual	Variance with Final Budget Positive (Negative)
	Original	Final		
Revenues				
Investment Earnings	\$15,000	\$3,460	\$5,068	\$1,608
Expenditures				
Current:				
Public Services	15,000	15,000	6,546	8,454
<i>Net Change in Fund Balance</i>	0	(11,540)	(1,478)	10,062
<i>Fund Balance Beginning of Year</i>	242,255	242,255	242,255	0
<i>Fund Balance End of Year</i>	<u>\$242,255</u>	<u>\$230,715</u>	<u>\$240,777</u>	<u>\$10,062</u>

Cleveland Public Library
Cuyahoga County
Schedule of Revenues, Expenditures and Changes
in Fund Balance - Budget (Non-GAAP Basis) and Actual
Thompson Fund
For the Year Ended December 31, 2020

	<u>Budgeted Amounts</u>			Variance with Final Budget Positive (Negative)
	<u>Original</u>	<u>Final</u>	<u>Actual</u>	
Revenues				
Investment Earnings	\$13,000	\$220	\$1,449	\$1,229
Expenditures				
Current:				
Administration and Support	<u>10,000</u>	<u>0</u>	<u>0</u>	<u>0</u>
<i>Net Change in Fund Balance</i>	3,000	220	1,449	1,229
<i>Fund Balance Beginning of Year</i>	<u>174,845</u>	<u>174,845</u>	<u>174,845</u>	<u>0</u>
<i>Fund Balance End of Year</i>	<u><u>\$177,845</u></u>	<u><u>\$175,065</u></u>	<u><u>\$176,294</u></u>	<u><u>\$1,229</u></u>

Cleveland Public Library
Cuyahoga County
Schedule of Revenues, Expenditures and Changes
in Fund Balance - Budget (Non-GAAP Basis) and Actual
Weidental Fund
For the Year Ended December 31, 2020

	<u>Budgeted Amounts</u>			Variance with Final Budget Positive (Negative)
	<u>Original</u>	<u>Final</u>	<u>Actual</u>	
Revenues				
Investment Earnings	\$600	\$90	\$160	\$70
Expenditures	<u>0</u>	<u>0</u>	<u>0</u>	<u>0</u>
<i>Net Change in Fund Balance</i>	600	90	160	70
<i>Fund Balance Beginning of Year</i>	<u>9,072</u>	<u>9,072</u>	<u>9,072</u>	<u>0</u>
<i>Fund Balance End of Year</i>	<u><u>\$9,672</u></u>	<u><u>\$9,162</u></u>	<u><u>\$9,232</u></u>	<u><u>\$70</u></u>

Cleveland Public Library
Cuyahoga County
Schedule of Revenues, Expenditures and Changes
in Fund Balance - Budget (Non-GAAP Basis) and Actual
White Fund
For the Year Ended December 31, 2020

	<u>Budgeted Amounts</u>		<u>Actual</u>	Variance with Final Budget Positive (Negative)
	<u>Original</u>	<u>Final</u>		
Revenues				
Investment Earnings	\$200,000	\$36,980	\$58,117	\$21,137
Expenditures				
Current:				
Public Services	66,145	66,145	66,145	0
<i>Net Change in Fund Balance</i>	133,855	(29,165)	(8,028)	21,137
<i>Fund Balance Beginning of Year</i>	2,776,301	2,776,301	2,776,301	0
Prior Year Encumbrances Appropriated	16,145	16,145	16,145	0
<i>Fund Balance End of Year</i>	<u>\$2,926,301</u>	<u>\$2,763,281</u>	<u>\$2,784,418</u>	<u>\$21,137</u>





Cleveland Public Library
Cuyahoga County
Schedule of Revenues, Expenditures and Changes
in Fund Balance - Budget (Non-GAAP Basis) and Actual
Beard Anna Young Fund
For the Year Ended December 31, 2020

	<u>Budgeted Amounts</u>			Variance with Final Budget Positive (Negative)
	<u>Original</u>	<u>Final</u>	<u>Actual</u>	
Revenues				
Investment Earnings	\$6,000	\$970	\$1,678	\$708
Expenditures	<u>0</u>	<u>0</u>	<u>0</u>	<u>0</u>
<i>Net Change in Fund Balance</i>	6,000	970	1,678	708
<i>Fund Balance Beginning of Year</i>	<u>106,453</u>	<u>106,453</u>	<u>106,453</u>	<u>0</u>
<i>Fund Balance End of Year</i>	<u><u>\$112,453</u></u>	<u><u>\$107,423</u></u>	<u><u>\$108,131</u></u>	<u><u>\$708</u></u>

Cleveland Public Library
Cuyahoga County
Schedule of Revenues, Expenditures and Changes
in Fund Balance - Budget (Non-GAAP Basis) and Actual
Paulson Fund
For the Year Ended December 31, 2020




	<u>Budgeted Amounts</u>			Variance with Final Budget Positive (Negative)
	<u>Original</u>	<u>Final</u>	<u>Actual</u>	
Revenues				
Contributions and Donations	\$148,784	\$148,784	\$148,784	\$0
Expenditures	<u>0</u>	<u>0</u>	<u>0</u>	<u>0</u>
<i>Net Change in Fund Balance</i>	148,784	148,784	148,784	0
<i>Fund Balance Beginning of Year</i>	<u>0</u>	<u>0</u>	<u>0</u>	<u>0</u>
<i>Fund Balance End of Year</i>	<u>\$148,784</u>	<u>\$148,784</u>	<u>\$148,784</u>	<u>\$0</u>

(This page intentionally left blank)



STATISTICAL

STATISTICAL



Statistical Section

This part of the Cleveland Public Library's Comprehensive Annual Financial Report presents detailed information as a context for understanding what the information in the financial statements, note disclosures and required supplementary information says about the Library's overall financial health.

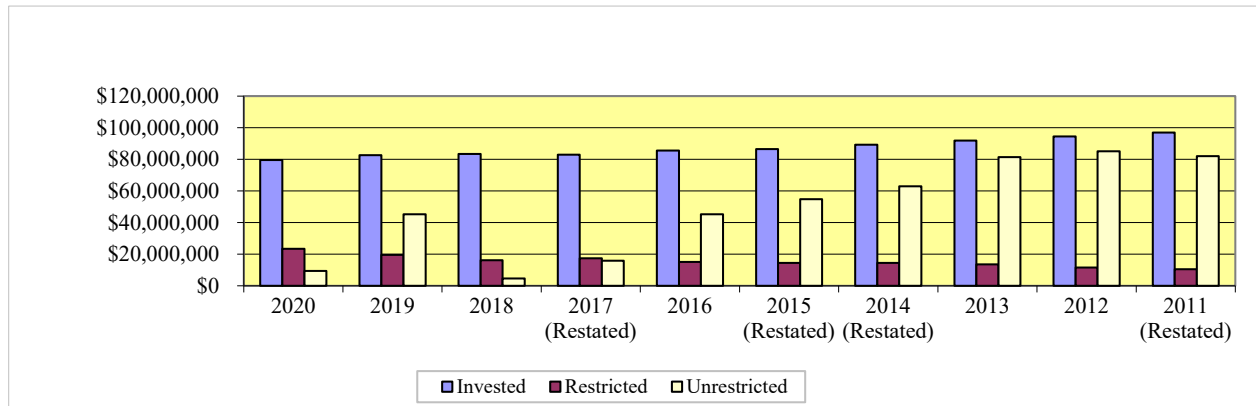
Contents	Pages(s)
<i>Financial Trends</i>	<i>S2 – S9</i>
These schedules contain trend information to help the reader understand how the Library's financial performance and well-being have changed over time.	
<i>Revenue Capacity</i>	<i>S10 – S18</i>
These schedules contain information to help the reader assess the Library's most significant local revenue, the property tax.	
<i>Debt Capacity</i>	<i>S19 – S21</i>
These schedules present information to help the reader assess the affordability of the Library's current levels of outstanding debt and the Library's ability to issue additional debt in the future.	
<i>Economic and Demographic Information</i>	<i>S22 – S23</i>
These schedules offer economic and demographic indicators to help the reader understand the environment within which the Library's financial activities take place.	
<i>Operating Information</i>	<i>S24 – S41</i>
These schedules contain service and infrastructure data to help the reader understand how the information in the Library's financial report relates to the services the Library provides and the activities it performs.	

Sources: Unless otherwise noted, the information in these schedules is derived from the Basic Financial Statements / General Purpose Financial Statements for the relevant year.

Cleveland Public Library
Cuyahoga County
Net Position By Component
Last Ten Years
(Accrual Basis of Accounting)

	2020	2019	2018	2017 (Restated)	2016
Governmental Activities					
Net Investment in Capital Assets	\$79,559,600	\$82,599,142	\$83,447,433	\$82,948,642	\$85,511,515
Restricted	23,479,924	19,494,636	16,167,823	17,329,320	15,143,336
Unrestricted	9,333,999	551,586	4,706,545	15,870,912	45,186,525
<i>Total Governmental Activities</i>					
<i>Net Position</i>	<u>\$112,373,523</u>	<u>\$102,645,364</u>	<u>\$104,321,801</u>	<u>\$116,148,874</u>	<u>\$145,841,376</u>

Note: The Library reported the impact of GASB Statement No. 68 beginning in 2015.
The Library reported the impact of GASB Statement No. 75 beginning in 2018.



<u>2015 (Restated)</u>	<u>2014 (Restated)</u>	<u>2013</u>	<u>2012</u>	<u>2011 (Restated)</u>
\$86,424,294	\$89,206,483	\$91,848,752	\$94,528,127	\$96,879,830
14,554,036	14,542,182	13,526,515	11,521,146	10,406,618
54,805,670	62,968,171	81,421,117	85,067,218	82,081,320
<u>\$155,784,000</u>	<u>\$166,716,836</u>	<u>\$186,796,384</u>	<u>\$191,116,491</u>	<u>\$189,367,768</u>

Cleveland Public Library
Cuyahoga County
Changes in Net Position
Last Ten Years
(Accrual Basis of Accounting)

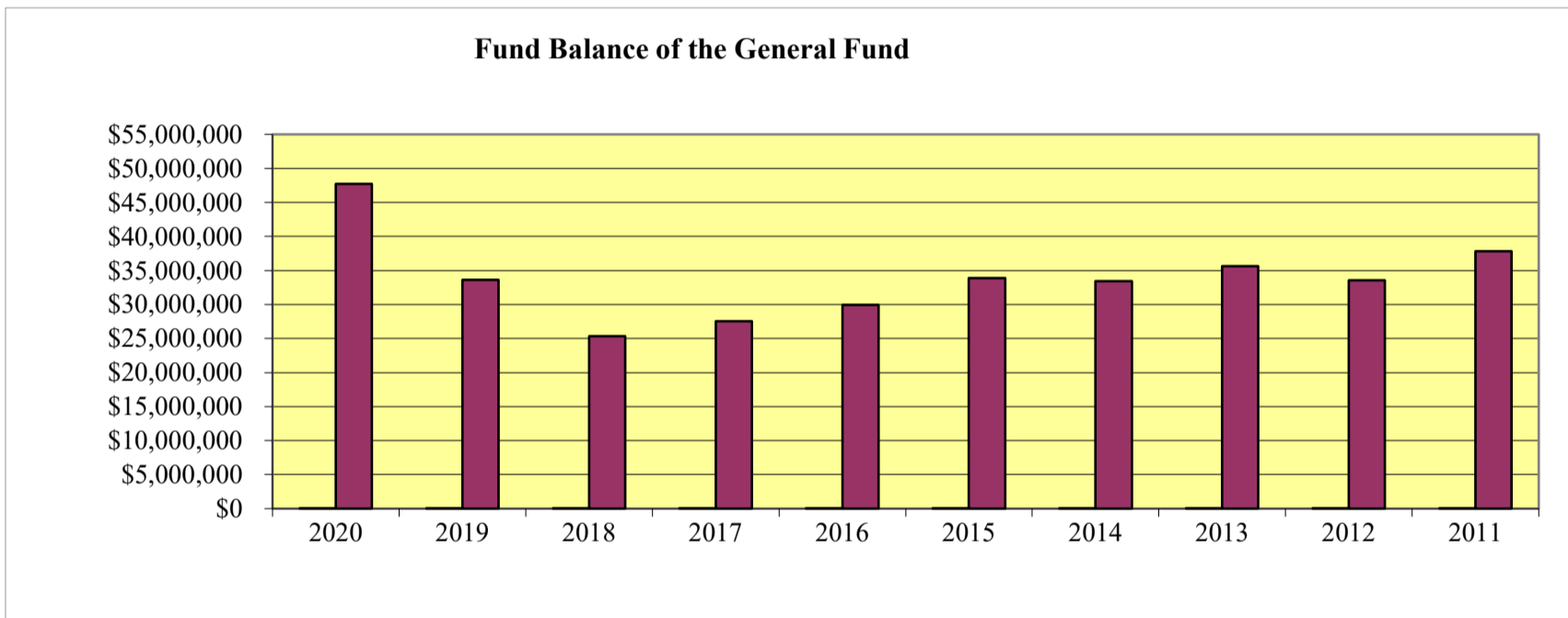
	2020	2019	2018	2017 (Restated)	2016
Program Revenues					
Governmental Activities:					
Charges for Services:					
Administration and Support	\$5,535,639	\$5,431,779	\$5,256,064	\$5,180,554	\$5,027,028
Public Services	114,969	312,304	325,691	359,472	383,431
Subtotal - Charges for Services	<u>5,650,608</u>	<u>5,744,083</u>	<u>5,581,755</u>	<u>5,540,026</u>	<u>5,410,459</u>
Operating Grants, Contributions and Investment Earnings:					
Administration and Support	12,289	57,867	11,922	64,540	68,363
Public Services	6,488,964	6,440,127	1,087,488	5,743,571	3,687,574
Subtotal - Operating Grants and Contributions	<u>6,501,253</u>	<u>6,497,994</u>	<u>1,099,410</u>	<u>5,808,111</u>	<u>3,755,937</u>
Capital Grants and Contributions:					
Public Services	<u>766,314</u>	<u>0</u>	<u>50,000</u>	<u>0</u>	<u>0</u>
<i>Total Governmental Activities Program Revenues</i>	<u>12,918,175</u>	<u>12,242,077</u>	<u>6,731,165</u>	<u>11,348,137</u>	<u>9,166,396</u>
Expenses					
Governmental Activities:					
Administration and Support	26,763,054	30,154,969	27,309,640	27,922,074	25,237,576
Public Services	41,326,731	50,851,367	46,671,206	44,013,755	43,110,485
Interest and Fiscal Charges	<u>2,274,058</u>	<u>754,088</u>	<u>0</u>	<u>0</u>	<u>0</u>
<i>Total Governmental Activities Expenses</i>	<u>70,363,843</u>	<u>81,760,424</u>	<u>73,980,846</u>	<u>71,935,829</u>	<u>68,348,061</u>
Net Expense					
Governmental Activities	<u>(57,445,668)</u>	<u>(69,518,347)</u>	<u>(67,249,681)</u>	<u>(60,587,692)</u>	<u>(59,181,665)</u>
General Revenues					
Governmental Activities					
Taxes:					
Property and Other Taxes Levied For:					
General Purposes	37,642,398	38,336,636	27,881,289	26,167,690	23,680,400
Grants and Entitlements not Restricted to Specific Programs	25,813,767	26,522,643	25,231,672	23,626,983	23,919,769
Unrestricted Donations	405	1,817	120,852	2,555	1,415
Investment Earnings	2,192,461	1,729,413	653,343	416,215	370,362
Gain on Sale of Capital Assets	12,435	3,926	6,300	0	6,705
Miscellaneous	<u>1,512,361</u>	<u>1,247,475</u>	<u>1,529,152</u>	<u>1,293,691</u>	<u>1,260,390</u>
<i>Total Governmental Activities</i>	<u>67,173,827</u>	<u>67,841,910</u>	<u>55,422,608</u>	<u>51,507,134</u>	<u>49,239,041</u>
Change in Net Position					
Governmental Activities	<u>\$9,728,159</u>	<u>(\$1,676,437)</u>	<u>(\$11,827,073)</u>	<u>(\$9,080,558)</u>	<u>(\$9,942,624)</u>

Note: Expenses are first impacted by the implementation of GASB Statement No. 68 beginning in 2015.
Expenses are first impacted by the implementation of GASB Statement No. 75 beginning in 2018.

<u>2015 (Restated)</u>	<u>2014 (Restated)</u>	<u>2013</u>	<u>2012</u>	<u>2011 (Restated)</u>
\$5,066,928	\$3,362,720	\$3,045,659	\$3,053,765	\$2,601,707
406,800	406,918	392,289	380,186	452,568
<u>5,473,728</u>	<u>3,769,638</u>	<u>3,437,948</u>	<u>3,433,951</u>	<u>3,054,275</u>
46,583	95,667	107,065	60,175	50,590
3,380,979	4,169,486	5,556,587	5,011,884	2,335,651
<u>3,427,562</u>	<u>4,265,153</u>	<u>5,663,652</u>	<u>5,072,059</u>	<u>2,386,241</u>
0	189,751	50,000	52,700	0
<u>8,901,290</u>	<u>8,224,542</u>	<u>9,151,600</u>	<u>8,558,710</u>	<u>5,440,516</u>
24,401,806	22,543,315	21,376,607	22,427,970	22,008,997
39,756,122	38,109,756	39,240,774	38,935,923	39,624,599
0	0	0	0	0
<u>64,157,928</u>	<u>60,653,071</u>	<u>60,617,381</u>	<u>61,363,893</u>	<u>61,633,596</u>
<u>(55,256,638)</u>	<u>(52,428,529)</u>	<u>(51,465,781)</u>	<u>(52,805,183)</u>	<u>(56,193,080)</u>
17,795,265	27,151,087	22,311,584	28,248,758	29,042,241
25,081,090	25,843,274	23,898,031	25,229,927	31,365,166
7,265	0	0	0	0
340,175	241,905	150,389	249,417	339,555
24,000	1,000	7,413	3,015	2,099
1,076,007	734,803	778,257	822,789	844,613
<u>44,323,802</u>	<u>53,972,069</u>	<u>47,145,674</u>	<u>54,553,906</u>	<u>61,593,674</u>
<u>(\$10,932,836)</u>	<u>\$1,543,540</u>	<u>(\$4,320,107)</u>	<u>\$1,748,723</u>	<u>\$5,400,594</u>

Cleveland Public Library
Cuyahoga County
Fund Balances, Governmental Funds
Last Ten Years
(Modified Accrual Basis of Accounting)

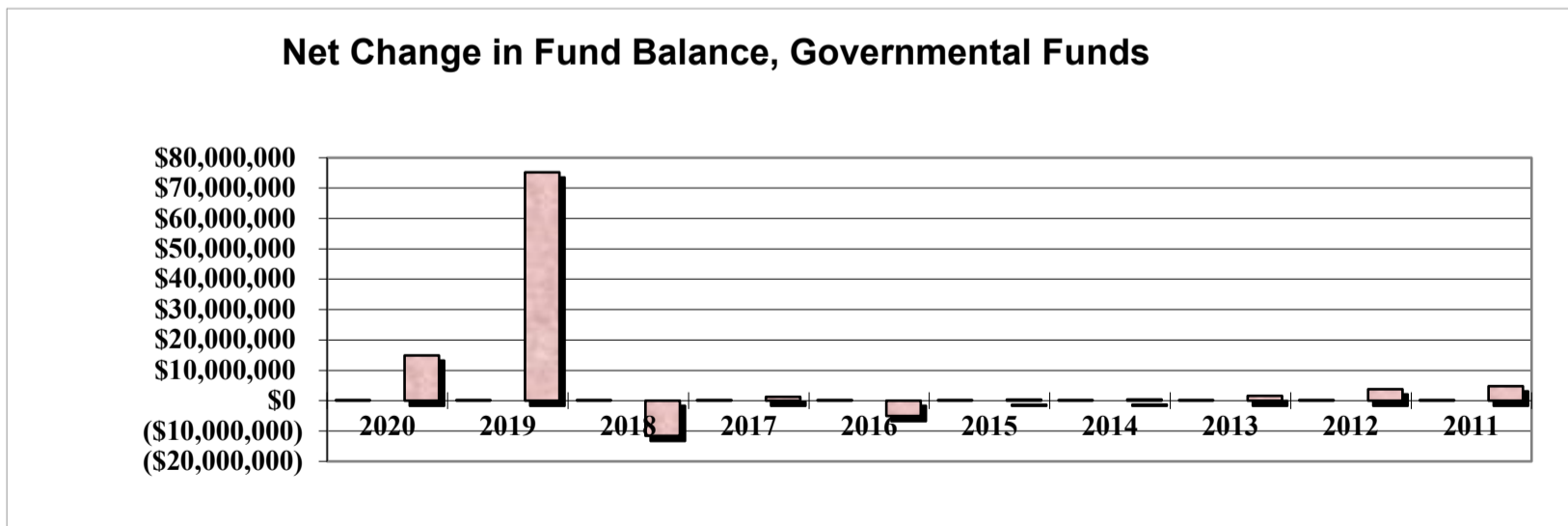
	2020	2019	2018	2017	2016
General Fund					
Nonspendable	\$1,536,808	\$782,526	\$743,929	\$782,558	\$691,484
Restricted	0	0	0	0	0
Committed	1,042,229	769,109	1,076,212	731,079	1,162,571
Assigned	20,798,713	4,028,248	4,268,486	12,082,953	11,163,459
Unassigned	24,359,519	28,045,558	19,247,676	13,961,626	16,944,427
Total General Fund	47,737,269	33,625,441	25,336,303	27,558,216	29,961,941
All Other Governmental Funds					
Nonspendable	1,436,475	1,381,872	1,145,913	1,391,071	1,250,948
Restricted	82,663,271	82,910,888	15,377,600	16,538,125	14,350,889
Committed	10,374,407	9,325,243	9,631,187	14,672,586	10,031,530
Assigned	2,012,953	2,222,944	2,766,899	5,711,298	9,037,316
Unassigned (Deficit)	(114)	(133,788)	(144,053)	(173,648)	(185,498)
Total All Other Governmental Funds	96,486,992	95,707,159	28,777,546	38,139,432	34,485,185
Total Governmental Funds	\$144,224,261	\$129,332,600	\$54,113,849	\$65,697,648	\$64,447,126



2015	2014	2013	2012	2011
\$707,801	\$1,088,531	\$1,503,768	\$1,204,145	\$1,089,401
0	0	0	0	17,007
1,171,198	1,080,905	791,954	799,187	340,637
11,936,330	8,337,028	10,075,197	6,734,372	15,390,658
20,064,929	22,892,279	23,268,411	24,812,021	20,956,246
33,880,258	33,398,743	35,639,330	33,549,725	37,793,949
1,152,181	830,772	837,025	795,168	717,036
13,746,883	13,726,005	12,716,960	10,726,782	9,752,411
11,622,583	7,693,604	7,289,131	6,389,902	6,244,533
9,255,104	13,711,769	12,460,807	15,714,984	8,978,212
(163,450)	(219,187)	(193,550)	(12,353)	(94,649)
35,613,301	35,742,963	33,110,373	33,614,483	25,597,543
\$69,493,559	\$69,141,706	\$68,749,703	\$67,164,208	\$63,391,492

Cleveland Public Library
Cuyahoga County
Changes in Fund Balances, Governmental Funds
Last Ten Years
(Modified Accrual Basis of Accounting)

	2020	2019	2018	2017	2016
Revenues					
Property and Other Taxes	\$37,057,038	\$35,858,652	\$26,955,795	\$26,407,991	\$25,338,596
Fines and Fees	118,830	312,823	318,827	368,031	381,029
Charges for Services	5,461,436	5,603,469	5,164,359	5,172,664	4,933,005
Intergovernmental	28,018,464	27,596,331	26,385,175	25,688,752	25,937,389
Investment Earnings	5,714,805	5,934,849	(1,088,147)	3,690,950	1,465,748
Contributions and Donations	823,275	777,712	1,464,787	815,232	1,229,076
Miscellaneous	1,468,768	1,317,978	1,470,049	1,355,389	1,201,935
<i>Total Revenues</i>	<u>78,662,616</u>	<u>77,401,814</u>	<u>60,670,845</u>	<u>63,499,009</u>	<u>60,486,778</u>
Expenditures					
Current:					
Administration and Support	23,811,098	24,724,635	24,403,871	24,469,441	23,504,614
Public Service	33,884,476	39,370,169	36,938,415	35,603,285	36,356,791
Capital Outlay	2,795,781	2,949,227	10,918,658	2,175,761	5,671,806
Debt Service:					
Principal Retirement	1,020,000	5,200,000	0	0	0
Interest and Fiscal Charges	2,272,635	567,702	0	0	0
Issuance Costs	0	370,762	0	0	0
<i>Total Expenditures</i>	<u>63,783,990</u>	<u>73,182,495</u>	<u>72,260,944</u>	<u>62,248,487</u>	<u>65,533,211</u>
<i>Excess of Revenues Over (Under) Expenditures</i>	<u>14,878,626</u>	<u>4,219,319</u>	<u>(11,590,099)</u>	<u>1,250,522</u>	<u>(5,046,433)</u>
Other Financing Sources (Uses)					
Library Facilities Notes Issued	0	62,000,000	0	0	0
Premium on Library Facilities Notes Issued	0	8,995,506	0	0	0
Sale of Capital Assets	13,035	3,926	6,300	0	0
Transfers In	1,090,385	0	2,050,000	1,300,000	1,500,000
Transfers Out	(1,090,385)	0	(2,050,000)	(1,300,000)	(1,500,000)
<i>Total Other Financing Sources (Uses)</i>	<u>13,035</u>	<u>70,999,432</u>	<u>6,300</u>	<u>0</u>	<u>0</u>
<i>Net Change in Fund Balances</i>	<u>\$14,891,661</u>	<u>\$75,218,751</u>	<u>(\$11,583,799)</u>	<u>\$1,250,522</u>	<u>(\$5,046,433)</u>
Debt Service as a Percentage of Noncapital Expenditures	5.4%	8.1%	0.0%	0.0%	0.0%



2015	2014	2013	2012	2011
\$25,482,287	\$25,132,257	\$25,429,115	\$27,604,803	\$27,652,041
408,800	409,394	391,849	379,732	444,551
5,029,219	3,361,641	3,110,804	3,021,846	2,548,967
27,934,901	26,660,555	27,237,525	27,876,287	30,563,839
725,576	1,873,893	3,244,240	1,940,004	755,136
1,204,910	763,756	679,368	1,354,106	829,794
1,056,813	745,024	777,882	811,191	874,668
<u>61,842,506</u>	<u>58,946,520</u>	<u>60,870,783</u>	<u>62,987,969</u>	<u>63,668,996</u>
23,689,340	21,393,882	20,675,293	20,762,107	21,610,354
35,680,210	34,353,851	34,849,512	34,397,275	36,108,993
2,121,103	2,807,784	3,767,896	4,062,291	1,181,974
0	0	0	0	0
0	0	0	0	0
0	0	0	0	0
<u>61,490,653</u>	<u>58,555,517</u>	<u>59,292,701</u>	<u>59,221,673</u>	<u>58,901,321</u>
351,853	391,003	1,578,082	3,766,296	4,767,675
0	0	0	0	0
0	0	0	0	0
0	1,000	7,413	6,420	2,099
0	3,500,000	0	10,000,000	5,000,000
0	(3,500,000)	0	(10,000,000)	(5,000,000)
0	1,000	7,413	6,420	2,099
<u>\$351,853</u>	<u>\$392,003</u>	<u>\$1,585,495</u>	<u>\$3,772,716</u>	<u>\$4,769,774</u>
0.0%	0.0%	0.0%	0.0%	0.0%

Cleveland Public Library
Cuyahoga County
Assessed and Estimated Actual Value of Taxable Property
Last Ten Years

Collection Year	Real Property			Tangible Personal Property	
	Assessed Value			Public Utility	
	Residential/ Agricultural	Commercial Industrial/PU	Estimated Actual Value	Assessed Value	Estimated Actual Value
2020	\$2,250,383,950	\$2,472,176,200	\$13,493,029,000	\$470,690,920	\$534,876,045
2019	2,253,637,700	2,629,944,530	13,953,092,086	439,426,410	499,348,193
2018	2,074,877,160	2,294,021,390	12,482,567,286	418,109,840	475,124,818
2017	2,090,575,250	2,207,187,580	12,279,322,371	390,043,860	443,231,659
2016	2,091,147,610	2,224,577,210	12,330,642,343	333,848,530	379,373,330
2015	2,127,960,040	2,558,282,800	13,389,265,257	320,762,670	364,503,034
2014	2,145,454,810	2,511,033,840	13,304,253,286	300,460,010	341,431,830
2013	2,169,817,680	2,484,935,110	13,299,293,686	273,122,230	310,366,170
2012	2,744,283,400	2,705,037,350	15,569,487,857	247,613,470	281,378,943
2011	2,778,537,270	2,677,303,870	15,588,117,543	243,660,000	276,886,364

Source: Cuyahoga County, Ohio; County Fiscal Officer

Real property is reappraised every six years with a State mandated update of the current market value in the third year following each reappraisal.

The assessed value of real property (including public utility real property) is 35 percent of estimated true value. The assessed value of public utility personal property ranges from 25 percent of true value for railroad property to 88 percent for electric transmission and distribution property.

The tangible personal property values associated with each year were the values that, when multiplied by the applicable rates, generated the property tax revenue billed in that year. For real property, the amounts generated by multiplying the assessed values by the applicable rates would be reduced by the 10 percent and a 2 1/2 percent and homestead exemptions before being billed.

Total			Weighted Average Tax Rate (per \$1,000 of Assessed Value)
Assessed Value	Estimated Actual Value	Ratio	
\$5,193,251,070	\$14,027,905,045	37.02 %	\$7.8520
5,323,008,640	14,452,440,279	36.83	7.7025
4,787,008,390	12,957,692,104	36.94	6.4208
4,687,806,690	12,722,554,031	36.85	6.4450
4,649,573,350	12,710,015,672	36.58	6.4500
5,007,005,510	13,753,768,291	36.40	6.4363
4,956,948,660	13,645,685,115	36.33	6.4240
4,927,875,020	13,609,659,856	36.21	6.4189
5,696,934,220	15,850,866,800	35.94	6.3159
5,699,501,140	15,865,003,907	35.92	6.3242

Cleveland Public Library
Cuyahoga County
Property Tax Rates - Direct and Overlapping Governments
(Per \$1,000 of Assessed Valuation)
Last Ten Years

	2020	2019	2018	2017	2016
Voted Millage - by levy					
1985 Current Expense					
Residential/Agricultural Real	\$0.5094	\$0.5088	\$0.5485	\$0.5465	\$0.5455
Commercial/Industrial and Public Utility Real	0.6337	0.6110	0.6872	0.6934	0.6956
General Business and Public Utility Personal	1.0000	1.0000	1.0000	1.0000	1.0000
2003 Current Expense - 5 Years/Continuing (1)					
Residential/Agricultural Real	5.3865	5.3800	5.8000	5.8000	5.8000
Commercial/Industrial and Public Utility Real	5.2836	5.0944	5.7298	5.7822	5.8000
General Business and Public Utility Personal	5.8000	5.8000	5.8000	5.8000	5.8000
2018 Current Expense					
Residential/Agricultural Real	1.8574	1.8552	0.0000	0.0000	0.0000
Commercial/Industrial and Public Utility Real	1.8442	1.7782	0.0000	0.0000	0.0000
General Business and Public Utility Personal	2.0000	2.0000	0.0000	0.0000	0.0000
Total Millage					
Residential/Agricultural Real	\$7.7532	\$7.7439	\$6.3485	\$6.3465	\$6.3455
Commercial/Industrial and Public Utility Real	7.7615	7.4836	6.4170	6.4756	6.4956
General Business and Public Utility Personal	8.8000	8.8000	6.8000	6.8000	6.8000
Total Weighted Average Tax Rate	\$7.8520	\$7.7025	\$6.4208	\$6.4450	\$6.4500
Overlapping Rates by Taxing District					
Cuyahoga County					
Residential/Agricultural Real	\$12.8012	\$12.7973	\$13.9141	\$13.8802	\$13.8698
Commercial/Industrial and Public Utility Real	13.2303	13.0770	14.0060	14.0124	14.0500
General Business and Public Utility Personal	14.0500	14.0500	14.0500	14.0500	14.0500
Cleveland Municipal School District					
Residential/Agricultural Real	49.3240	49.4754	52.6275	52.5272	52.4795
Commercial/Industrial and Public Utility Real	56.8531	55.3360	61.1031	61.5783	61.7401
General Business and Public Utility Personal	79.1000	79.3000	79.3000	79.3000	79.3000

2015	2014	2013	2012	2011
\$0.5380	\$0.5345	\$0.5284	\$0.4210	\$0.4177
0.6725	0.6560	0.6561	0.6393	0.6417
1.0000	1.0000	1.0000	1.0000	1.0000
5.8000	5.8000	5.8000	5.8000	5.8000
5.8000	5.7995	5.8000	5.7286	5.7498
5.8000	5.8000	5.8000	5.8000	5.8000
0.0000	0.0000	0.0000	0.0000	0.0000
0.0000	0.0000	0.0000	0.0000	0.0000
0.0000	0.0000	0.0000	0.0000	0.0000
\$6.3380	\$6.3345	\$6.3284	\$6.2210	\$6.2177
6.4725	6.4555	6.4561	6.3679	6.3915
6.8000	6.8000	6.8000	6.8000	6.8000
\$6.4363	\$6.4240	\$6.4189	\$6.3159	\$6.3242
\$14.0500	\$14.0500	\$13.2200	\$13.1182	\$13.1866
14.0195	13.9495	12.9968	12.7845	12.8413
14.0500	14.0500	13.2200	13.2200	13.3200
52.6999	52.4272	52.1165	31.6742	31.5069
61.1077	60.1246	60.1288	44.2358	44.3621
79.9000	79.8000	79.8000	64.8000	64.8000

(continued)

Cleveland Public Library
Cuyahoga County
Property Tax Rates - Direct and Overlapping Governments (continued)
(Per \$1,000 of Assessed Valuation)
Last Ten Years

	2020	2019	2018	2017	2016
Cleveland City					
Residential/Agricultural Real	\$12.7000	\$12.7000	\$12.7000	\$12.7000	\$12.7000
Commercial/Industrial and Public Utility Real	12.7000	12.7000	12.7000	12.7000	12.7000
General Business and Public Utility Personal	12.7000	12.7000	12.7000	12.7000	12.7000
Cleveland Metro Parks					
Residential/Agricultural Real	2.4797	2.4827	2.7183	2.7112	2.7119
Commercial/Industrial and Public Utility Real	2.5747	2.5417	2.7403	2.7416	2.7500
General Business and Public Utility Personal	2.7500	2.7500	2.7500	2.7500	2.7500
Cuyahoga Community College					
Residential/Agricultural Real	4.5035	4.1023	4.4569	3.9461	3.9428
Commercial/Industrial and Public Utility Real	4.6398	4.1911	4.4860	3.9881	4.0000
General Business and Public Utility Personal	4.9000	4.5000	4.5000	4.0000	4.0000
Cleveland-Cuyahoga Port Authority					
Residential/Agricultural Real	0.1030	0.1029	0.1131	0.1128	0.1127
Commercial/Industrial and Public Utility Real	0.1099	0.1085	0.1171	0.1172	0.1176
General Business and Public Utility Personal	0.1300	0.1300	0.1300	0.1300	0.1300

Source: Cuyahoga County Fiscal Officer

(1) The 2003 Current Expense levy was renewed in 2013 for 5 years and in 2017 for a continuing period of time.

Note: The rates presented for a particular calendar year are the rates that, when applied to the assessed values presented in the Assessed Value Table, generated the property tax revenue billed in that year.

The Library's basic property tax rate may be increased only by a majority vote of the Library's residents.

Overlapping rates are those of local and county governments that apply to property owners within the Cities.

Real property tax rates are reduced so that inflationary increases in value do not generate additional taxes.

2015	2014	2013	2012	2011
\$12.7000	\$12.7000	\$12.7000	\$12.7000	\$12.7000
12.7000	12.7000	12.7000	12.7000	12.7000
12.7000	12.7000	12.7000	12.7000	12.7000
2.7500	2.7500	1.8500	1.8188	1.8106
2.7368	2.7046	1.7917	1.7354	1.7243
2.7500	2.7500	1.8500	1.8500	1.8500
4.0000	3.1000	3.1000	3.0820	3.0765
3.9906	3.0690	3.0606	3.0232	3.0151
4.0000	3.1000	3.1000	3.1000	3.1000
0.1143	0.1139	0.1135	0.1033	0.1029
0.1127	0.1106	0.1098	0.1063	0.1056
0.1300	0.1300	0.1300	0.1300	0.1300

Cleveland Public Library
Cuyahoga County
Real Property and Public Utility Tax Levies And Collections
Last Ten Years

Collection Year	Current Tax Levy	Delinquent Tax Levy	Total Tax Levy(1)	Current Tax Collections(1)	Percent of Current Tax Collections To Current Tax Levy
2020	\$40,360,428	\$15,034,221	\$55,394,649	\$36,723,586	90.99%
2019	40,526,501	15,297,893	55,824,394	34,963,791	86.27
2018	30,881,801	11,252,069	42,133,870	27,140,641	87.89
2017	30,212,972	11,241,386	41,454,358	26,846,522	88.86
2016	29,683,447	9,018,062	38,701,509	25,896,763	87.24
2015	32,374,715	18,685,988	51,060,703	25,658,916	79.26
2014	31,834,150	18,913,775	50,747,925	25,367,914	79.69
2013	31,400,469	16,625,756	48,026,225	25,777,415	82.09
2012	36,273,180	20,613,570	56,886,750	27,766,329	76.55
2011	36,030,798	16,598,378	52,629,176	28,444,975	78.95

Source: Cuyahoga County, Ohio; County Fiscal Officer

(1) Information for Real and Public Utility Property Only

(2) State Reimbursements of Rollback and Homestead Exemptions are included

(3) The County does not identify delinquent collections by the year for which the tax was levied.

(4) Penalties and interest are included, since by Ohio Law, they become part of the tax obligation as assessment occurs.

(5) The Cleveland Clinic was included until the court case settled and they became exempt and were removed in 2016.

Note: The County's current reporting system does not track delinquency tax collections by tax year. Outstanding delinquencies are tracked in total by the date the parcel is first certified delinquent. Penalties and interest are applied to the total outstanding delinquent balance. The presentation will be updated as new information becomes available.

<u>Delinquent Tax Collection (3)</u>	<u>Total Tax Collections(2)(4)</u>	<u>Percent of Total Tax Collections To Tax Levy</u>	<u>Accumulated Outstanding Delinquent Taxes (5)</u>	<u>Percent of Delinquent Taxes to Total Tax Levy</u>
\$2,811,148	\$39,534,734	71.37%	\$15,162,632	27.37 %
3,299,024	38,262,815	68.54	14,577,272	26.11
2,150,668	29,291,309	69.52	12,099,288	28.72
1,927,200	28,773,722	69.41	11,173,794	26.95
1,837,697	27,734,460	71.66	11,414,095	29.49
2,295,798	27,954,714	54.75	23,805,985	46.62
2,250,019	27,617,933	54.42	20,759,313	40.91
2,187,411	27,964,826	58.23	18,607,883	38.75
3,134,706	30,901,035	54.32	21,714,946	38.17
2,370,129	30,815,104	58.55	21,137,884	40.16

Cleveland Public Library
Cuyahoga County
Principal Real Property Taxpayers
2020 and 2011

Taxpayer	2020	
	Real Property Assessed Valuation	Percentage of Total Real Property Assessed Valuation
Cleveland Electric Illuminating Company	\$243,125,690	5.15 %
East Ohio Gas Company	132,822,890	2.81
American Transmission System	102,272,250	2.17
127 PS Fee Owner, LLC	89,097,230	1.89
Cleveland Clinic Foundation	75,232,090	1.59
Cuyahoga County Port Authority	73,364,300	1.55
City of Cleveland	63,986,280	1.35
G&I IX 200 Public Square Garage LLC	51,774,150	1.11
Cleveland Propco II LLC	38,272,000	0.81
Flats East Office Tower LLC	33,322,580	0.71
Total	\$903,269,460	19.14 %
Total Real Property Assessed Valuation	\$4,722,560,150	
Taxpayer	2011	
	Real Property Assessed Valuation	Percentage of Total Real Property Assessed Valuation
Cleveland Clinic Foundation	\$213,201,040	3.91 %
Cleveland Electric Illuminating Company	171,402,720	3.14
City of Cleveland	56,083,340	1.03
Key Center Properties LLC	83,619,320	1.53
University Hospitals	63,622,660	1.17
East Ohio Gas Company	48,790,510	0.89
Cuyahoga County	48,674,060	0.89
Hub North Point Properties	39,026,300	0.72
Cleveland Financial Association	36,750,000	0.67
City of Cleveland Executive	36,521,300	0.67
Total	\$797,691,250	14.62 %
Total Real Property Assessed Valuation	\$5,455,841,140	

Source: Office of the Fiscal Officer Cuyahoga County - 2020 Collection Year
Cleveland Public Library Comprehensive Annual Financial Report 2011 Collection Year

Cleveland Public Library
Cuyahoga County
Ratios of Outstanding Debt to
Total Personal Income and Debt Per Capita
Last Two Years (1)

Fiscal Year	Library Fund Facilities Notes	Total Personal Income	Percentage Of Personal Income	Population	Per Capita
2020	\$64,775,506	\$8,298,702,398	0.78%	380,989	\$170.02
2019	65,795,506	8,644,667,025	0.76	383,781	171.44

- (1) 2019 was the first year the Library had debt.
(2) The Library has no direct debt limits.

Cleveland Public Library
Cuyahoga County
Pledged Revenue Coverage
Public Library Fund
Last Two Years (1)

<u>Year</u>	<u>Public Library Fund (2)</u>	<u>Debt Service Requirements</u>			<u>Coverage</u>
		<u>Principal</u>	<u>Interest</u>	<u>Total</u>	
2020	\$23,260,064	\$1,020,000	\$2,272,635	\$3,292,635	7.06
2019	23,303,557	5,200,000	567,702	5,767,702	4.04

(1) 2019 was the first year the Library had debt.

(2) Public Library Fund revenue is reported as a component of intergovernmental revenue.

Cleveland Public Library
Cuyahoga County
Computation of Direct and Overlapping
Debt Attributable to Governmental Activities
December 31, 2020

Jurisdiction	Governmental Activities Debt	Percentage Applicable to Library (1)	Amount Applicable to the Library
Direct			
Library Fund Facilities Notes	\$64,775,506	100.00 %	\$64,775,506
Overlapping (2)			
Cleveland Municipal School District	222,311,765	100.00	222,311,765
City of Cleveland	380,805,000	97.96	373,036,578
Village of Bratenahl	2,400,000	100.00	2,400,000
Village of Newburgh Heights	790,000	100.00	790,000
City of Garfield Heights	13,004,200	5.78	751,643
City of Brookpark	9,165,000	5.34	489,411
Cuyahoga County	1,266,379,851	16.98	215,031,299
Cuyahoga Community College	201,500,000	16.98	34,214,700
<i>Total Overlapping Debt</i>	<u>2,096,355,816</u>		<u>849,025,396</u>
<i>Total Direct and Overlapping Debt</i>	<u>\$2,161,131,322</u>		<u>\$913,800,902</u>

Source: Cuyahoga County, Ohio; County Fiscal Officer

(1) Percentages were determined by dividing the assessed valuation of the overlapping government located within the boundaries of the Library by the total assessed valuation of the government.

(2) The overlapping debt information is as of December 31, 2020.

Cleveland Public Library
Cuyahoga County
Principal Employers
Current Year and Nine Years Ago

Employer	2020		2011	
	Number of Employees	Percentage Labor Force	Number of Employees	Percentage of Labor Force
Cleveland Clinic Health System	36,398	2.95%		
University Hospitals	17,481	1.42%		
U.S. Office of Personnel Management	12,335	1.00%		
Progressive Corporation	9,876	0.80%		
Cuyahoga County	7,586	0.62%		
City of Cleveland	7,006	0.57%		
MetroHealth System	6,974	0.57%		
Cleveland Metropolitan School District	6,100	0.49%		
KeyCorp	4,712	0.38%		
Case Western Reserve University	4,458	0.36%		
Cleveland Clinic Health System			34,000	2.53%
U.S. Office of Personnel Management			15,095	1.12%
University Hospitals			13,726	1.02%
Giant Eagle, Inc.			10,311	0.77%
Progressive Corporation			8,612	0.64%
Summa Health Systems			8,000	0.60%
Cuyahoga County			7,859	0.59%
State of Ohio			7,792	0.58%
U.S. Postal Service			7,362	0.55%
Group Management Services, Inc.			7,242	0.54%
	<u>112,926</u>	<u>9.16%</u>	<u>119,999</u>	<u>8.94%</u>
Total Civilian Labor Force	<u>1,233,400</u>		<u>1,342,000</u>	

Source: Crain's Cleveland Business Book of Lists and Ohio Labor Market Information website;

Cleveland Public Library Comprehensive Annual Financial Report

Note: Total civilian labor force includes Cleveland MSA and Akron MSA

Cleveland Public Library
Cuyahoga County
Demographic and Economic Statistics
Last Ten Years

<u>Year</u>	<u>Population (1)</u>	<u>Total Personal Income (2)</u>	<u>Personal Income per Capita (3)</u>	<u>Cleveland Metropolitan School District Enrollment (4)</u>	<u>Unemployment Rates (5)</u>
2020	380,989	\$8,298,702,398	\$21,782	37,158	13.5%
2019	383,781	8,644,667,025	22,525	37,148	5.2
2018	385,552	7,480,094,352	19,401	38,645	6.5
2017	385,810	7,383,245,970	19,137	38,949	6.9
2016	390,584	6,849,671,608	17,537	39,125	6.9
2015	389,524	6,701,760,420	17,205	38,555	6.9
2014	390,106	6,844,409,770	17,545	37,962	8.0
2013	390,923	6,347,025,828	16,236	38,725	9.8
2012	393,806	6,562,776,990	16,665	40,871	9.5
2011	400,787	6,533,629,674	16,302	44,362	10.3

Sources:

- (1) Cleveland State University, Northern Ohio Data & Information Service and U.S. Census Bureau
- (2) Computation of per capita personal income multiplied by population.
- (3) U.S. Census Bureau, 2000 Census and American Community Survey Estimates (1-Year and 5-Year)
- (4) Ohio Department of Education website and Cleveland Metropolitan School District website
- (5) Ohio Labor Market Information website (for the City of Cleveland)

Cleveland Public Library
Cuyahoga County
Full-Time Equivalent Library Employees by Function/Program
Last Ten Years

Function/Program	2020	2019	2018	2017
Administration and Support				
Director/Deputy Director Office	3.000	2.000	3.000	5.980
Legal Services	3.000	3.247	2.500	3.500
Financial Services	10.000	9.553	9.500	10.500
External Relations and Development Office	4.000	4.000	4.000	n/a
Human Resources	7.533	7.533	7.533	10.533
Public Relations	7.600	9.570	7.053	6.180
Knowledge Office	3.373	3.800	4.173	4.173
Property Management	53.585	50.929	54.958	48.043
Safety and Protective Services	42.975	36.147	30.262	35.706
Information Technology/CLEVNET	18.000	18.000	19.000	18.000
Technical Services	34.280	36.850	40.423	45.310
Public Services				
Branches				
Branch/Outreach Office	1.000	1.000	1.000	1.000
Branch Substitutes	7.020	12.860	18.487	21.590
Library for the Blind	14.800	15.800	16.509	17.667
Mobile Services (1)	n/a	n/a	5.247	7.237
Addison	6.453	7.365	7.487	7.457
Broadway (2)	n/a	n/a	n/a	n/a
Brooklyn	7.200	7.893	5.200	7.047
Carnegie West	7.440	7.043	7.333	8.037
Collinwood	6.493	6.993	7.007	6.440
East 131	7.947	7.873	6.867	7.327
Eastman	8.613	9.333	9.260	8.933
Fleet	6.023	6.077	8.133	6.767
Fulton	6.813	6.527	5.260	7.473
Garden Valley	6.096	6.747	6.733	6.043
Glenville	7.067	5.970	6.607	8.167
Harvard Lee	7.627	7.693	7.260	6.920
Hough	7.947	7.707	8.207	7.460
Jefferson	7.098	8.377	7.447	9.153
Langston Hughes	7.898	8.013	7.987	7.313
Lorain	8.183	7.527	7.143	6.747
Martin Luther King Jr	9.333	8.523	7.400	6.487
Memorial Nottingham	8.240	7.287	7.400	7.893
Mount Pleasant	6.933	6.487	6.320	7.740
Rice	5.976	8.590	7.427	8.353
Rockport	10.667	9.027	10.493	8.250

2016	2015	2014	2013	2012	2011
4.000	4.000	3.000	3.000	3.000	3.000
3.500	3.500	1.500	1.500	1.500	1.000
10.500	10.500	10.500	10.500	10.500	8.500
n/a	n/a	n/a	n/a	n/a	n/a
10.533	5.363	4.473	7.420	7.373	7.540
6.000	7.000	7.000	6.000	6.000	6.000
3.200	4.173	3.173	3.307	4.307	4.307
47.363	53.900	55.603	51.703	53.297	49.363
27.338	27.911	21.011	21.817	23.423	19.987
16.013	17.027	14.980	18.080	18.030	19.000
48.677	53.047	53.153	53.347	55.520	57.810
0.000	1.000	1.000	2.000	2.000	2.000
23.523	22.243	17.807	15.127	8.937	8.073
18.667	18.667	16.451	19.360	18.933	20.293
7.227	6.127	6.780	5.560	7.040	6.330
7.520	6.725	6.367	8.613	8.106	7.627
n/a	n/a	n/a	n/a	n/a	2.000
7.173	7.100	6.467	6.893	6.753	6.677
7.567	7.520	6.693	8.147	7.220	7.320
8.333	7.320	5.860	7.820	7.920	7.880
4.940	4.940	6.623	4.533	5.520	6.520
8.293	9.213	8.283	9.227	8.973	9.200
10.560	8.347	8.133	9.580	9.546	7.073
7.927	8.700	9.087	8.173	7.553	6.400
7.047	5.340	5.113	5.820	4.420	5.387
4.930	8.020	7.080	7.740	7.753	6.887
8.867	8.230	7.900	8.140	7.433	7.667
7.240	5.480	7.947	7.660	6.793	6.920
7.153	6.507	5.873	6.227	5.780	7.140
8.773	7.600	6.713	6.760	6.490	7.907
8.210	8.140	6.133	6.371	4.765	7.840
9.193	8.227	7.793	7.967	7.793	7.803
8.900	9.060	7.277	8.653	7.273	8.273
6.347	6.953	7.713	7.667	5.653	6.520
7.873	9.493	9.227	9.257	8.960	9.133
6.633	8.447	9.133	9.297	6.873	9.493

Cleveland Public Library
Cuyahoga County
Full-Time Equivalent Library Employees by Function/Program (continued)
Last Ten Years

Function/Program	2020	2019	2018	2017
South	8.653	7.500	8.213	8.060
South Brooklyn	9.480	9.947	7.873	10.033
Sterling	6.597	7.093	7.753	6.773
Union	8.265	8.053	7.320	7.727
Walz	6.299	6.887	8.303	8.190
West Park	9.587	12.060	11.667	10.040
Woodland	6.350	7.607	7.280	7.327
Programming and Outreach Services	14.140	15.240	11.747	9.000
Main Library				
Main Library Office	4.640	3.273	2.000	6.000
Audio Video/Lending	12.792	14.710	13.589	14.677
Business Economics Labor	6.440	6.533	8.453	8.453
Cleveland Digital Public Library	6.453	8.453	7.453	6.693
Fine Arts/Special Collections	8.667	8.800	8.747	9.040
Foreign Literature	5.907	6.547	7.127	6.570
General Reference (3)	n/a	n/a	n/a	n/a
Government Documents	2.000	2.000	2.000	2.000
Center for Local and Global History	7.453	7.533	7.960	8.093
Literature	8.340	9.300	8.400	8.320
Popular Library	8.240	8.720	8.693	8.427
Public Administration Library	2.000	2.747	2.747	2.747
Science and Technology	5.453	6.000	5.773	5.773
Social Sciences	5.099	7.600	7.907	6.773
TechCentral	16.240	16.240	17.997	15.733
Youth Services	5.000	6.360	6.453	5.173
Shelf Office and Pages	10.330	14.240	15.993	14.850
KnowItNow (4)	n/a	n/a	n/a	n/a
Totals:	<u>544.638</u>	<u>565.784</u>	<u>572.064</u>	<u>581.898</u>

Method: Using total hours worked by all staff on the last pay date of December divided by a 75-hour biweekly pay period. Beginning 2015, Safety and Protective Services' total hours are divided by an 80-hour biweekly pay period.

- (1) Mobile Services moved under Programming and Outreach Services in May, 2019.
- (2) Broadway Branch closed permanently in November, 2012.
- (3) General Reference moved under Popular Library in January, 2012.
- (4) KnowItNow ceased services in January, 2016.

2016	2015	2014	2013	2012	2011
8.200	7.247	7.707	6.717	7.747	6.880
9.853	8.133	9.020	9.247	9.507	9.333
6.960	7.087	7.780	7.607	8.847	9.420
7.000	7.840	6.753	6.693	7.920	7.973
6.857	7.493	8.120	7.913	8.020	7.050
11.053	9.400	10.167	9.800	9.227	10.293
8.100	6.307	7.727	8.760	7.507	6.813
9.000	9.000	9.183	9.133	6.053	5.000
4.000	4.007	5.000	4.000	6.073	5.633
13.937	14.960	12.500	16.493	16.467	15.530
8.453	8.320	6.453	6.320	9.907	13.533
6.320	7.000	1.000	n/a	n/a	n/a
7.453	9.067	9.280	8.140	8.280	10.000
6.460	6.820	6.890	5.407	5.377	5.533
n/a	n/a	n/a	n/a	n/a	1.000
2.000	1.980	2.000	3.453	4.000	4.000
7.453	6.960	5.773	7.547	9.000	11.000
9.503	9.087	8.990	9.153	8.717	6.000
8.613	8.453	9.227	10.697	11.630	8.067
2.747	2.720	2.000	3.000	3.000	3.000
5.840	6.440	5.587	10.447	10.060	9.000
6.700	8.653	8.533	8.807	8.853	8.000
14.733	14.153	12.733	10.053	10.133	0.000
5.427	8.213	7.187	7.480	6.587	4.213
15.443	17.483	17.990	19.596	19.677	30.882
n/a	n/a	1.000	2.000	2.000	2.000
<u>572.125</u>	<u>582.643</u>	<u>550.446</u>	<u>571.729</u>	<u>566.026</u>	<u>565.023</u>

Cleveland Public Library
Cuyahoga County
Capital Assets Statistics by Neighborhood Branches
Last Ten Years

Branch	2020 (3)	2019	2018	2017	2016
Addison (8,000 sq ft) (1)					
<i>Built 1990</i>					
Circulation	43,355	105,751	80,363	86,379	101,419
Attendance	17,554	51,089	29,962	60,211	63,704
Collection Count	14,357	13,961	16,847	17,838	18,224
Broadway (1,150 sq ft)					
<i>Leased space 1988-Nov. 2012</i>					
Circulation	0	0	0	0	0
Attendance	0	0	0	0	0
Collection Count	0	0	0	0	0
Brooklyn (5,500 sq ft)					
<i>Built 1919; renovated 1985</i>					
Circulation	30,105	64,625	60,174	52,776	65,510
Attendance	12,352	38,736	38,517	43,043	47,569
Collection Count	15,832	16,520	20,421	20,245	22,346
Carnegie West (28,600 sq ft) (1)					
<i>Built 1910; renovated 1979</i>					
Circulation	66,434	138,656	117,148	137,434	146,365
Attendance	26,534	80,214	80,252	107,785	122,842
Collection Count	26,004	25,047	25,233	25,641	25,881
Collinwood (15,800 sq ft) (1)					
<i>Built 1928; renovated 1980</i>					
Circulation	36,796	89,337	66,383	62,900	82,789
Attendance	24,224	57,975	44,626	66,780	87,695
Collection Count	19,241	18,594	17,822	20,517	19,935
East 131st Street (15,800 sq ft)					
<i>Built 1929; renovated 1979</i>					
Circulation	17,395	49,124	52,780	45,036	48,829
Attendance	26,452	91,106	84,987	86,016	85,552
Collection Count	17,152	15,710	14,113	15,573	15,686

2015	2014	2013	2012	2011
112,002	136,577	148,587	152,724	183,093
62,146	72,321	87,776	83,010	72,606
19,302	22,489	23,561	25,497	29,393
0	0	0	35,715	40,743
0	0	0	18,421	18,073
0	0	0	7,048	9,263
71,635	81,878	93,016	109,167	108,922
42,045	49,522	57,609	55,694	54,761
21,032	20,424	20,200	22,776	23,857
152,838	168,320	176,688	172,840	164,735
186,622	180,128	195,576	205,429	225,437
25,910	28,095	29,823	34,866	40,673
94,094	108,760	121,966	127,053	126,298
80,249	88,168	90,422	83,473	85,807
18,499	19,639	20,800	23,148	28,781
54,812	66,857	66,903	69,715	70,499
89,041	88,142	93,792	89,047	81,120
15,449	15,510	15,299	15,635	17,497

(continued)

Cleveland Public Library
Cuyahoga County
Capital Assets Statistics by Neighborhood Branches (Continued)
Last Ten Years

Branch	2020	2019	2018	2017	2016
Eastman (11,400 sq ft)					
<i>Built 1980</i>					
Circulation	90,752	189,076	193,619	180,473	226,088
Attendance	39,668	101,589	108,204	118,387	126,228
Collection Count	30,600	35,216	37,754	40,408	42,741
Fleet (9,000 sq ft)					
<i>Built 1981</i>					
Circulation	50,568	127,770	127,396	115,355	141,271
Attendance	28,707	90,826	97,854	105,435	118,577
Collection Count	15,769	18,292	19,373	18,795	22,801
Fulton (8,600 sq ft) (1)					
<i>Built 1983</i>					
Circulation	45,695	107,588	91,708	124,556	161,960
Attendance	25,577	67,188	64,340	85,714	100,576
Collection Count	21,010	22,564	27,419	32,252	32,144
Garden Valley (3,500 sq ft)					
<i>Current leased space since 2008</i>					
Circulation	13,950	44,732	39,134	37,459	41,403
Attendance	17,218	44,916	49,763	43,661	49,739
Collection Count	11,193	11,335	12,294	13,441	14,083
Glenville (13,100 sq ft) (1)					
<i>Built 1980</i>					
Circulation	35,711	94,701	62,387	62,464	71,700
Attendance	23,067	54,831	43,979	59,998	73,488
Collection Count	13,401	14,775	16,903	16,957	16,801
Harvard-Lee (8,700 sq ft) (1)					
<i>Built 1979</i>					
Circulation	33,133	80,530	70,733	89,276	108,056
Attendance	28,637	73,391	57,902	92,044	90,783
Collection Count	19,151	18,647	17,973	20,457	21,828

2015	2014	2013	2012	2011
237,722	252,785	275,432	237,030	233,862
122,151	138,529	154,703	146,598	145,027
42,908	43,595	45,974	48,870	57,036
145,846	169,136	202,290	189,166	161,990
119,480	130,267	148,426	132,180	126,141
25,227	29,961	33,306	38,144	36,541
133,075	173,058	168,345	146,168	148,064
87,485	94,896	108,588	95,501	95,188
32,487	31,230	30,972	34,575	33,646
40,390	46,944	59,956	65,016	57,095
51,861	62,097	57,048	57,209	61,805
13,069	12,453	13,888	15,753	18,265
79,301	98,786	110,936	114,105	106,841
96,826	79,139	90,166	98,117	92,186
17,814	20,149	24,067	25,550	29,907
110,474	109,856	126,524	122,280	122,398
91,217	111,718	114,108	101,518	105,375
20,992	23,397	24,408	27,090	32,111
				(continued)

Cleveland Public Library
Cuyahoga County
Capital Assets Statistics by Neighborhood Branches (Continued)
Last Ten Years

Branch	2020	2019	2018	2017	2016
Hough (7,800 sq ft)					
<i>Opened 1988</i>					
Circulation	30,351	81,311	67,609	51,490	58,685
Attendance	23,448	74,004	79,501	85,117	84,588
Collection Count	16,221	15,653	15,349	15,818	17,329
Jefferson (6,900 sq ft) (1)					
<i>Opened 1988</i>					
Circulation	40,343	74,570	55,265	74,916	82,825
Attendance	17,137	55,578	36,830	58,264	62,903
Collection Count	17,773	18,149	18,887	19,549	21,191
Langston Hughes (8,200 sq ft) (1)					
<i>Built 1998</i>					
Circulation	35,058	89,480	81,218	73,011	80,797
Attendance	17,673	65,528	67,000	82,558	93,911
Collection Count	27,665	28,713	27,774	28,181	29,060
Lorain (8,400 sq ft) (1)					
<i>Built 1912; renovated 1985</i>					
Circulation	32,868	89,181	65,378	81,754	106,911
Attendance	20,586	62,594	52,621	77,254	82,937
Collection Count	16,183	17,264	18,549	19,377	21,541
Martin Luther King, Jr. (17,100 sq ft)					
<i>Built 1970</i>					
Circulation	29,377	78,583	66,113	63,865	97,004
Attendance	20,133	58,038	56,519	72,756	93,191
Collection Count	29,020	30,703	32,033	29,943	30,819
Memorial-Nottingham (15,000 sq ft)					
<i>Built 1994 (part of Lake Shore Facility)</i>					
Circulation	63,232	142,053	142,480	127,723	147,556
Attendance	23,103	59,441	64,092	64,871	68,682
Collection Count	27,957	26,295	28,530	34,545	33,660

2015	2014	2013	2012	2011
55,843	63,285	64,411	75,257	79,029
122,906	137,401	129,082	141,340	165,682
18,037	18,990	18,993	20,601	24,552
90,390	98,087	108,194	119,097	125,293
81,428	87,303	96,000	102,675	99,934
20,969	21,804	22,451	25,490	28,551
81,435	95,843	100,666	93,989	94,860
80,755	88,849	87,610	79,427	77,002
29,789	30,423	29,231	32,661	35,069
121,259	138,404	155,842	150,836	150,565
85,244	102,420	108,090	95,338	91,545
22,991	25,194	24,946	31,120	30,220
111,278	137,547	121,465	102,324	108,668
87,340	83,444	75,843	66,561	70,232
30,784	31,348	30,197	35,268	36,275
151,140	179,584	192,810	202,561	210,316
62,578	77,104	102,043	98,491	99,752
31,480	27,984	35,501	41,315	46,714
				(continued)

Cleveland Public Library
Cuyahoga County
Capital Assets Statistics by Neighborhood Branches (Continued)
Last Ten Years

Branch	2020	2019	2018	2017	2016
Mt. Pleasant (7,200 sq ft)					
<i>Opened 1937; renovated 1981</i>					
Circulation	22,655	56,181	48,109	39,059	45,614
Attendance	14,275	37,873	40,883	48,421	63,524
Collection Count	13,107	12,202	11,580	12,121	12,986
Rice (14,000 sq ft)					
<i>Built 2010</i>					
Circulation	50,049	143,011	123,286	109,544	126,498
Attendance	35,422	117,236	110,788	127,143	138,261
Collection Count	23,304	22,661	24,305	31,109	32,047
Rockport (9,200 sq ft)					
<i>Built 1964</i>					
Circulation	105,034	227,842	198,044	180,751	202,054
Attendance	38,220	91,863	88,030	96,452	119,422
Collection Count	29,262	30,125	32,466	31,277	41,805
South (12,300 sq ft) (2)					
<i>Built 1911; Deactivated 2013</i>					
<i>Leased space (3,688 sq ft)</i>					
<i>March 16, 2013 - November 30, 2018</i>					
<i>Reopened December 1, 2018</i>					
Circulation	65,609	124,794	95,162	85,866	100,821
Attendance	22,832	69,372	56,800	66,931	75,395
Collection Count	25,177	24,937	24,945	14,355	14,877
South Brooklyn (10,300 sq ft)					
<i>Built 1979</i>					
Circulation	101,272	200,510	183,583	178,078	209,087
Attendance	39,321	122,958	131,207	120,438	172,095
Collection Count	26,570	27,559	28,988	29,368	31,068
Sterling (6,500 sq ft)					
<i>Built 1913</i>					
Circulation	26,638	69,654	57,254	49,849	55,107
Attendance	29,884	92,950	88,992	102,649	121,163
Collection Count	15,069	15,512	15,292	16,010	17,662

2015	2014	2013	2012	2011
55,307	71,723	86,345	88,262	87,799
68,259	77,113	76,344	74,666	78,651
15,793	16,514	16,684	18,693	21,560
148,329	150,738	172,793	167,245	162,701
151,848	142,561	172,424	154,018	167,460
33,809	34,671	35,447	37,940	36,791
221,849	252,301	270,933	285,134	283,241
118,786	144,589	126,890	133,446	156,020
48,493	50,142	50,013	55,824	55,524
101,020	115,694	116,207	111,598	118,840
79,649	92,489	93,752	100,919	103,510
13,054	14,558	24,643	28,361	31,000
223,700	260,635	281,803	268,634	266,329
149,791	155,588	160,347	160,946	170,091
33,472	36,388	44,421	47,523	48,503
60,122	75,031	87,722	88,728	75,907
105,686	130,795	150,035	145,837	163,086
18,169	18,846	17,962	20,247	19,594

(continued)

Cleveland Public Library
Cuyahoga County
Capital Assets Statistics by Neighborhood Branches (Continued)
Last Ten Years

Branch	2020	2019	2018	2017	2016
Union (9,200 sq ft)					
<i>Built 1982</i>					
Circulation	24,055	63,108	53,702	47,723	68,373
Attendance	18,709	69,172	67,113	63,664	70,096
Collection Count	13,671	13,412	15,017	15,380	16,480
Walz (9,600 sq ft)					
<i>Built 1967</i>					
Circulation	64,405	156,451	148,164	149,395	162,094
Attendance	24,708	68,533	84,709	96,409	103,871
Collection Count	25,719	26,444	29,030	34,411	35,695
West Park (14,800 sq ft)					
<i>Built 1928; renovated 1978</i>					
Circulation	111,192	227,328	208,714	200,895	235,179
Attendance	29,663	84,483	92,789	86,837	108,273
Collection Count	26,425	29,985	37,646	40,060	41,347
Woodland (15,300 sq ft)					
<i>Built 1961</i>					
Circulation	38,015	105,968	87,637	85,363	103,505
Attendance	33,523	85,423	91,696	104,762	93,371
Collection Count	18,007	19,208	18,306	19,365	21,877

2015	2014	2013	2012	2011
80,675	96,951	106,419	100,938	85,174
74,425	76,564	72,932	86,900	99,934
18,902	20,947	23,698	26,685	30,539
170,811	196,782	230,606	215,055	217,726
94,375	111,135	125,542	112,276	123,982
36,880	36,590	38,555	43,779	46,408
249,414	264,864	283,683	296,712	309,415
104,242	117,319	120,237	127,672	128,117
41,113	40,403	47,567	59,470	60,553
112,507	127,833	151,815	133,857	126,053
84,897	92,658	94,415	90,254	94,435
22,263	23,298	24,098	26,181	29,290

Cleveland Public Library
Cuyahoga County
Capital Assets Statistics by Main Library, Lake Shore Facility and Woodland Annex
Last Ten Years

Facility	2020	2019	2018	2017	2016
Main Library (2 buildings)					
Main Building (261,223 sq ft)					
<i>Built 1925; renovated 1999</i>					
Louis Stokes Wing (267,981 sq ft)					
<i>Built 1997</i>					
Circulation	878,775	1,664,309	1,475,972	1,280,659	1,385,667
Attendance	102,631	411,393	401,805	444,807	449,613
Collection Count	9,994,959	9,983,601	9,956,603	9,913,712	9,879,685

Lake Shore Facility (147,200 sq ft)
Opened 1994 in school converted to new use

Houses:

- Memorial-Nottingham Branch
- Ohio Library for the Blind and Physically Disabled
- Technical Services
- Book Storage
- Meeting Rooms
- Training Center
- Auditorium
- Stock Room

Woodland Annex (28,500 sq ft)
Added 2010 to Woodland Branch

Houses:

- Offices for Mobile Services
- Garage for bookmobile and literacy van

Source: Cleveland Public Library; Knowledge Office

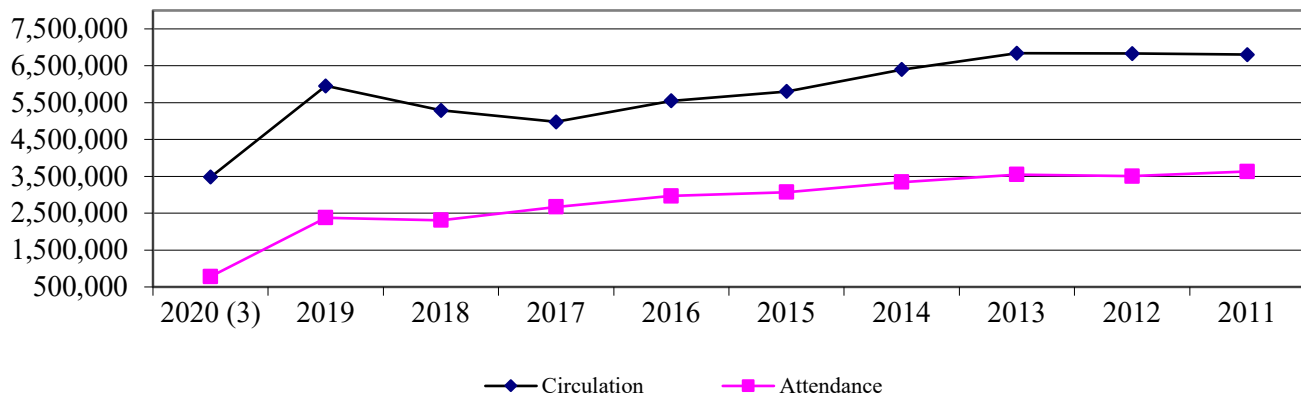
- (1) In 2018, the Branch Revitalization Project addressed critical repairs to nine branches located throughout the Library system. Branches were closed for approximately six to nine weeks.
- (2) In 2018, the South Branch Renovation Project increased square footage from 9,500 to 12,300.
- (3) All in-person interactions and physical circulation services ceased operation at the close of business on March 13, 2020 due to precautions related to the COVID-19 pandemic. Curbside and Walk-up Services began June 8, 2020. The Library reopened to the public on August 24, 2020 but returned to curbside and walk-up services only beginning November 21, 2020.

2015	2014	2013	2012	2011
1,485,679	1,585,841	1,726,353	1,852,676	1,908,246
485,570	524,934	548,562	559,239	570,007
9,860,853	9,810,719	9,785,000	9,843,117	9,883,327

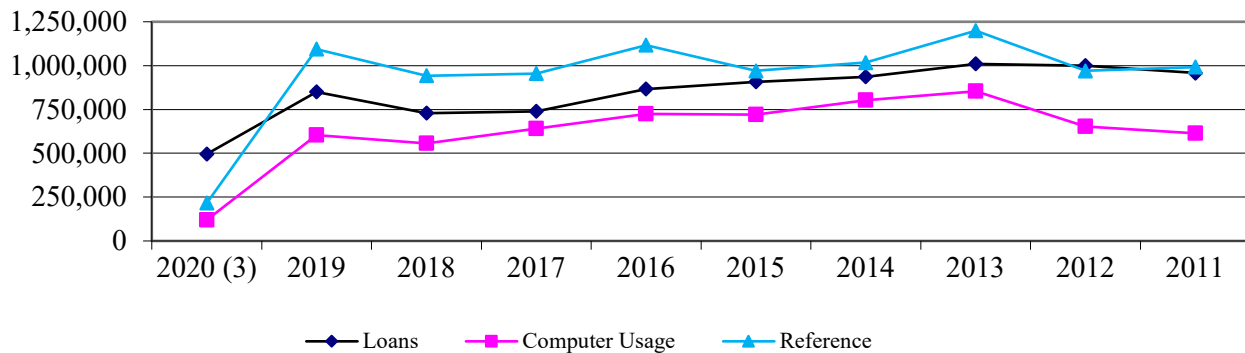
Cleveland Public Library
Cuyahoga County
Operating Indicators
Last Ten Years

	2020 (3)	2019	2018	2017	2016
Total Circulation for System (1)	3,477,830	5,950,936	5,288,250	4,976,511	5,546,909
Total Attendance for System (2)	781,258	2,378,300	2,311,761	2,668,407	2,968,049
Loans to Other Library Systems	495,547	849,724	729,145	739,395	865,686
Computer Usage (in hours)	119,626	603,487	556,924	640,544	724,204
Reference Transactions	215,449	1,093,664	942,560	954,036	1,115,972

Circulation and Attendance



Loans to Other Library Systems, Computer Usage and Reference Transactions



Source: Cleveland Public Library; Knowledge Office

- (1) Includes eMedia, Ohio Library for the Blind and Physically Disabled and Mobile Services
- (2) Includes the Bookmobile
- (3) All in-person interactions and physical circulation services ceased operation at the on March 13, 2020 due to precautions related to the COVID-19 pandemic. Curbside and Walk-up Services began June 8, 2020. The Library reopened to the August 24, 2020 but returned to curbside and walk-up services only beginning

2015	2014	2013	2012	2011
5,800,972	6,399,116	6,840,905	6,830,416	6,799,839
3,071,819	3,344,078	3,545,705	3,505,208	3,632,365
906,581	935,317	1,009,506	999,060	957,465
721,082	802,117	853,698	653,634	613,302
969,699	1,016,860	1,199,098	969,752	991,381

A VISION FOR OUR CITY & ITS LIBRARY

A city in which opportunity is within reach.

A Library that empowers its people.

OUR MISSION

We are The People's University, the center of learning for a diverse and inclusive community.



OHIO AUDITOR OF STATE KEITH FABER



CLEVELAND PUBLIC LIBRARY

CUYAHOGA COUNTY

AUDITOR OF STATE OF OHIO CERTIFICATION

This is a true and correct copy of the report, which is required to be filed pursuant to Section 117.26, Revised Code, and which is filed in the Office of the Ohio Auditor of State in Columbus, Ohio.



Certified for Release 6/29/2021

88 East Broad Street, Columbus, Ohio 43215
Phone: 614-466-4514 or 800-282-0370

This report is a matter of public record and is available online at
www.ohioauditor.gov