

**FAIRFIELD-UNION  
LOCAL SCHOOL DISTRICT**  
FAIRFIELD COUNTY, OHIO

**SINGLE AUDIT**

**FOR THE FISCAL YEAR ENDED  
JUNE 30, 2020**





88 East Broad Street  
Columbus, Ohio 43215  
IPARepor@ohioauditor.gov  
(800) 282-0370

Board of Education  
Fairfield Union Local School District  
6417 Cincinnati Zanesville Road NE  
Lancaster, Ohio 43130

We have reviewed the *Independent Auditor's Report* of Fairfield Union Local School District, Fairfield County, prepared by Julian & Grube, Inc., for the audit period July 1, 2019 through June 30, 2020. Based upon this review, we have accepted these reports in lieu of the audit required by Section 117.11, Revised Code. The Auditor of State did not audit the accompanying financial statements and, accordingly, we are unable to express, and do not express an opinion on them.

Our review was made in reference to the applicable sections of legislative criteria, as reflected by the Ohio Constitution, and the Revised Code, policies, procedures and guidelines of the Auditor of State, regulations and grant requirements. Fairfield Union Local School District is responsible for compliance with these laws and regulations.

A handwritten signature in black ink that reads "Keith Faber".

Keith Faber  
Auditor of State  
Columbus, Ohio

April 02, 2021

**This page intentionally left blank.**

**FAIRFIELD UNION LOCAL SCHOOL DISTRICT  
FAIRFIELD COUNTY, OHIO  
TABLE OF CONTENTS**

Independent Auditor’s Report .....	1 - 2
Management’s Discussion and Analysis .....	3 - 14
Basic Financial Statements:	
Government-Wide Financial Statements:	
Statement of Net Position .....	15
Statement of Activities .....	16
Fund Financial Statements:	
Balance Sheet - Governmental Funds .....	17
Reconciliation of Total Governmental Fund Balances to Net Position of Governmental Activities .....	18
Statement of Revenues, Expenditures and Changes in Fund Balances - Governmental Funds.....	19
Reconciliation of the Statement of Revenues, Expenditures and Changes in Fund Balances of Governmental Funds to the Statement of Activities .....	20
Statement of Revenues, Expenditures and Changes in Fund Balance - Budget and Actual (Non-GAAP Budgetary Basis) - General Fund .....	21
Statement of Net Position - Proprietary Fund .....	22
Statement of Revenues, Expenses and Changes in Net Position - Proprietary Fund.....	23
Statement of Cash Flows - Proprietary Fund.....	24
Statement of Changes in Fiduciary Net Position - Fiduciary Fund .....	25
Notes to the Basic Financial Statements.....	26 - 71
Required Supplementary Information:	
Schedule of the District’s Proportionate Share of the Net Pension Liability:	
School Employees Retirement System (SERS) of Ohio .....	74 - 75
State Teachers Retirement System (STRS) of Ohio .....	76 - 77
Schedule of District Pension Contributions:	
School Employees Retirement System (SERS) of Ohio .....	78 - 79
State Teachers Retirement System (STRS) of Ohio .....	80 - 81
Schedule of the District’s Proportionate Share of the Net OPEB Liability/Asset:	
School Employees Retirement System (SERS) of Ohio .....	82
State Teachers Retirement System (STRS) of Ohio .....	83
Schedule of District OPEB Contributions:	
School Employees Retirement System (SERS) of Ohio .....	84 - 85
State Teachers Retirement System (STRS) of Ohio .....	86 - 87
Notes to the Required Supplementary Information .....	88 - 89
Supplementary Information:	
Schedule of Expenditures of Federal Awards.....	90
Independent Auditor’s Report on Internal Control Over Financial Reporting and on Compliance and Other Matters Based on an Audit of Financial Statements Performed in Accordance With <i>Government Auditing Standards</i> .....	91 - 92
Independent Auditor’s Report on Compliance for the Major Program and on Internal Control Over Compliance Required by the Uniform Guidance.....	93 - 94
Schedule of Findings 2 <i>CFR</i> § 200.515.....	95

**This page intentionally left blank.**

## Independent Auditor's Report

Fairfield Union Local School District  
Fairfield County  
6417 Cincinnati-Zanesville Road NE  
Lancaster, Ohio 43130

To the Members of the Board of Education:

### ***Report on the Financial Statements***

We have audited the accompanying financial statements of the governmental activities, each major fund, and the aggregate remaining fund information of the Fairfield Union Local School District, Fairfield County, Ohio, as of and for the fiscal year ended June 30, 2020, and the related notes to the financial statements, which collectively comprise the Fairfield Union Local School District's basic financial statements as listed in the table of contents.

### ***Management's Responsibility for the Financial Statements***

Management is responsible for the preparation and fair presentation of these financial statements in accordance with accounting principles generally accepted in the United States of America; this includes the design, implementation, and maintenance of internal control relevant to the preparation and fair presentation of financial statements that are free from material misstatement, whether due to fraud or error.

### ***Auditor's Responsibility***

Our responsibility is to express opinions on these financial statements based on our audit. We conducted our audit in accordance with auditing standards generally accepted in the United States of America and the standards applicable to financial audits contained in *Government Auditing Standards*, issued by the Comptroller General of the United States. Those standards require that we plan and perform the audit to obtain reasonable assurance about whether the financial statements are free from material misstatement.

An audit involves performing procedures to obtain audit evidence about the amounts and disclosures in the financial statements. The procedures selected depend on the auditor's judgment, including the assessment of the risks of material misstatement of the financial statements, whether due to fraud or error. In making those risk assessments, the auditor considers internal control relevant to the Fairfield Union Local School District's preparation and fair presentation of the financial statements in order to design audit procedures that are appropriate in the circumstances, but not for the purpose of expressing an opinion on the effectiveness of the Fairfield Union Local School District's internal control. Accordingly, we express no such opinion. An audit also includes evaluating the appropriateness of accounting policies used and the reasonableness of significant accounting estimates made by management, as well as evaluating the overall presentation of the financial statements.

We believe that the audit evidence we have obtained is sufficient and appropriate to provide a basis for our audit opinions.

### ***Opinions***

In our opinion, the financial statements referred to above present fairly, in all material respects, the respective financial position of the governmental activities, each major fund, and the aggregate remaining fund information of the Fairfield Union Local School District, Fairfield County, Ohio, as of June 30, 2020, and the respective changes in financial position, and, where applicable, cash flows thereof and the budgetary comparison for the general fund for the fiscal year then ended in accordance with accounting principles generally accepted in the United States of America.

***Emphasis of Matters***

As described in Note 3 to the financial statements, in 2020, the Fairfield Union Local School District adopted new accounting guidance, GASBS No. 84, *Fiduciary Activities*. As described in Note 20 to the financial statements, the financial impact of COVID-19 and the continuing emergency measures may impact subsequent periods of the Fairfield Union Local School District. Our opinions are not modified with respect to these matters.

***Other Matters***

***Required Supplementary Information***

Accounting principles generally accepted in the United States of America require that the *management's discussion and analysis, and schedules of net pension and other post-employment benefit assets and liabilities and pension and other post-employment benefit contributions* listed in the table of contents, be presented to supplement the basic financial statements. Such information, although not a part of the basic financial statements, is required by the Governmental Accounting Standards Board, who considers it to be an essential part of financial reporting for placing the basic financial statements in an appropriate operational, economic, or historical context. We have applied certain limited procedures to the required supplementary information in accordance with auditing standards generally accepted in the United States of America, which consisted of inquiries of management about the methods of preparing the information and comparing the information for consistency with management's responses to our inquiries, the basic financial statements, and other knowledge we obtained during our audit of the basic financial statements. We do not express an opinion or provide any assurance on the information because the limited procedures do not provide us with sufficient evidence to express an opinion or provide any assurance.

***Supplementary Information***

Our audit was conducted for the purpose of forming opinions on the financial statements that collectively comprise the Fairfield Union Local School District's basic financial statements. The accompanying schedule of expenditures of federal awards is presented for purposes of additional analysis as required by Title 2 U.S. *Code of Federal Regulations* Part 200, *Uniform Administrative Requirements, Cost Principles, and Audit Requirements for Federal Awards*, and is not a required part of the basic financial statements.

The schedule of expenditures of federal awards is the responsibility of management and was derived from and relates directly to the underlying accounting and other records used to prepare the basic financial statements. Such information has been subjected to the auditing procedures applied in the audit of the basic financial statements and certain additional procedures, including comparing and reconciling such information directly to the underlying accounting and other records used to prepare the basic financial statements or to the basic financial statements themselves, and other additional procedures in accordance with auditing standards generally accepted in the United States of America. In our opinion, the schedule of expenditures of federal awards is fairly stated, in all material respects, in relation to the basic financial statements as a whole.

***Other Reporting Required by Government Auditing Standards***

In accordance with *Government Auditing Standards*, we have also issued our report dated December 11, 2020, on our consideration of the Fairfield Union Local School District's internal control over financial reporting and on our tests of its compliance with certain provisions of laws, regulations, contracts, and grant agreements and other matters. The purpose of that report is solely to describe the scope of our testing of internal control over financial reporting and compliance and the results of that testing, and not to provide an opinion on the effectiveness of the Fairfield Union Local School District's internal control over financial reporting or on compliance. That report is an integral part of an audit performed in accordance with *Government Auditing Standards* in considering the Fairfield Union Local School District's internal control over financial reporting and compliance.





**FAIRFIELD UNION LOCAL SCHOOL DISTRICT  
FAIRFIELD COUNTY, OHIO**

**MANAGEMENT'S DISCUSSION AND ANALYSIS  
FOR THE FISCAL YEAR ENDED JUNE 30, 2020**

The management's discussion and analysis of the Fairfield Union Local School District's (the "District") financial performance provides an overall review of the District's financial activities for the fiscal year ended June 30, 2020. The intent of this discussion and analysis is to look at the District's financial performance as a whole; readers should also review the basic financial statements and the notes to the basic financial statements to enhance their understanding of the District's financial performance.

**Financial Highlights**

Key financial highlights for fiscal year 2020 are as follows:

- In total, net position of governmental activities increased \$1,331,004 which represents a 3.23% increase from 2019's restated net position.
- General revenues accounted for \$21,313,316 in revenue or 79.05% of all revenues. Program specific revenues, in the form of charges for services and sales, grants and contributions accounted for \$5,648,602 or 20.95% of total revenues of \$26,961,918.
- The District had \$25,630,914 in expenses related to governmental activities; only \$5,648,602 of these expenses were offset by program specific charges for services, grants and contributions. General revenues supporting governmental activities (primarily taxes and unrestricted grants and entitlements) of \$21,313,316 were adequate to provide for these programs.
- The District's major governmental funds are the general fund and the bond retirement fund. The general fund had \$23,508,123 in revenues and \$22,864,651 in expenditures and other financing uses. During fiscal 2020, the general fund's fund balance increased \$643,472 from a fund balance of \$10,808,798 to \$11,452,270.
- The bond retirement fund had \$9,489,226 in revenues and other financing sources and \$8,883,636 in expenditures and other financing uses. The fund balance of the bond retirement fund increased \$605,590 from \$6,850,499 to \$7,456,089.

**Using the Basic Financial Statements (BFS)**

This annual report consists of a series of financial statements and notes to those statements. These statements are organized so the reader can understand the District as a financial whole, an entire operating entity. The statements then proceed to provide an increasingly detailed look at specific financial activities.

The *Statement of Net Position* and *Statement of Activities* provide information about the activities of the whole District, presenting both an aggregate view of the District's finances and a longer-term view of those finances. Fund financial statements provide the next level of detail. For governmental funds, these statements tell how services were financed in the short-term as well as what remains for future spending. The fund financial statements also look at the District's most significant funds with all other nonmajor funds presented in total in one column. In the case of the District, the general fund and the bond retirement fund are by far the most significant funds, and the only governmental funds reported as major funds.

**FAIRFIELD UNION LOCAL SCHOOL DISTRICT  
FAIRFIELD COUNTY, OHIO**

MANAGEMENT'S DISCUSSION AND ANALYSIS  
FOR THE FISCAL YEAR ENDED JUNE 30, 2020

**Reporting the District as a Whole**

***Statement of Net Position and the Statement of Activities***

While this document contains the large number of funds used by the District to provide programs and activities, the view of the District as a whole looks at all financial transactions and asks the question, "How did we do financially during 2020?" The Statement of Net Position and the Statement of Activities answer this question. These statements include *all assets plus deferred outflows of resources, liabilities plus deferred inflows of resources, revenues and expenses* using the *accrual basis of accounting* similar to the accounting used by most private-sector companies. This basis of accounting will take into account all of the current year's revenues and expenses regardless of when cash is received or paid.

These two statements report the District's *net position* and change in net position. This change in net position is important because it tells the reader that, for the District as a whole, the *financial position* of the District has improved or diminished. The causes of this change may be the result of many factors, some financial, some not. Non-financial factors include the District's property tax base, current property tax laws in Ohio restricting revenue growth, facility conditions, required educational programs and other factors.

In the Statement of Net Position and the Statement of Activities, the Governmental Activities include the District's programs and services, including instruction, support services, operation and maintenance of plant, pupil transportation, extracurricular activities, and food service operations.

The District's statement of net position and statement of activities can be found on pages 15-16 of this report.

**Reporting the District's Most Significant Funds**

***Fund Financial Statements***

The analysis of the District's major governmental funds begins on page 11. Fund financial reports provide detailed information about the District's major funds. The District uses many funds to account for a multitude of financial transactions. However, these fund financial statements focus on the District's most significant funds. The District's major governmental funds are the general fund and the bond retirement fund.

***Governmental Funds***

Most of the District's activities are reported in governmental funds, which focus on how money flows into and out of those funds and the balances left at year-end available for spending in future periods. These funds are reported using an accounting method called *modified accrual* accounting, which measures cash and all other *financial assets* than can readily be converted to cash. The governmental fund financial statements provide a detailed *short-term* view of the District's general government operations and the basic services it provides. Governmental fund information helps you determine whether there are more or fewer financial resources that can be spent in the near future to finance educational programs. The relationship (or differences) between governmental *activities* (reported in the Statement of Net Position and the Statement of Activities) and governmental *funds* is reconciled in the basic financial statements. The basic governmental fund financial statements can be found on pages 17-21 of this report.

**FAIRFIELD UNION LOCAL SCHOOL DISTRICT  
FAIRFIELD COUNTY, OHIO**

**MANAGEMENT'S DISCUSSION AND ANALYSIS  
FOR THE FISCAL YEAR ENDED JUNE 30, 2020**

***Proprietary Funds***

The District maintains a proprietary fund. Internal service funds are an accounting device used to accumulate and allocate costs internally among the District's various functions. The District's internal service fund accounts for employee benefits self-insurance. The basic proprietary fund financial statements can be found on pages 22-24 of this report.

***Reporting the District's Fiduciary Responsibilities***

The District acts in a trustee capacity as an agent for individuals and/or other governments or organizations. These activities are reported in a custodial fund. All of the District's fiduciary activities are reported in a separate statement of changes in fiduciary net position on page 25. These activities are excluded from the District's other financial statements because the assets cannot be utilized by the District to finance its operations.

***Notes to the Basic Financial Statements***

The notes provide additional information that is essential to a full understanding of the data provided in the government-wide and fund financial statements. These notes to the basic financial statements can be found on pages 26-71 of this report.

***Required Supplementary Information***

The required supplementary information provides detailed information regarding the District's proportionate share of the net pension liability and net OPEB liability/asset of the retirement systems and a ten year schedule of District's contributions to the retirement systems to fund pension and OPEB obligations. The required supplementary information can be found on pages 74 through 89 of this report.

**FAIRFIELD UNION LOCAL SCHOOL DISTRICT  
FAIRFIELD COUNTY, OHIO**

**MANAGEMENT'S DISCUSSION AND ANALYSIS  
FOR THE FISCAL YEAR ENDED JUNE 30, 2020**

**The District as a Whole**

The statement of net position provides the perspective of the District as a whole.

The following table provides a summary of the District's net position at June 30, 2020 and June 30, 2019. Net position has been restated as described in Note 3.

	<u>Net Position</u>	
	Governmental Activities <u>2020</u>	Restated Governmental Activities <u>2019</u>
<b><u>Assets</u></b>		
Current and other assets	\$ 34,166,772	\$ 31,271,018
Capital assets, net	<u>61,358,165</u>	<u>62,214,453</u>
Total assets	<u>95,524,937</u>	<u>93,485,471</u>
<b><u>Deferred outflows of resources</u></b>	<u>5,619,084</u>	<u>7,882,683</u>
<b><u>Liabilities</u></b>		
Current liabilities	2,932,372	3,389,948
Long-term liabilities:		
Due within one year	1,608,476	1,563,326
Due in more than one year:		
Net pension liability	21,767,658	21,335,147
Net OPEB liability	2,033,635	2,269,131
Other amounts	<u>20,411,282</u>	<u>22,696,757</u>
Total liabilities	<u>48,753,423</u>	<u>51,254,309</u>
<b><u>Deferred inflows of resources</u></b>	<u>9,821,812</u>	<u>8,876,063</u>
<b><u>Net Position</u></b>		
Net investment in capital assets	42,022,033	41,817,515
Restricted	10,097,485	9,422,351
Unrestricted (deficit)	<u>(9,550,732)</u>	<u>(10,002,084)</u>
Total net position	<u>\$ 42,568,786</u>	<u>\$ 41,237,782</u>

The net pension liability is reported pursuant to Governmental Accounting Standards Board (GASB) Statement 68, "Accounting and Financial Reporting for Pensions—an Amendment of GASB Statement 27." The net other postemployment benefits (OPEB) liability/asset is reported pursuant to GASB Statement 75, "Accounting and Financial Reporting for Postemployment Benefits Other Than Pensions." For reasons discussed below, many end users of this financial statement will gain a clearer understanding of the District's actual financial condition by adding deferred inflows related to pension and OPEB, the net pension liability, and the net OPEB liability to the reported net position and subtracting deferred outflows related to pension and OPEB and the net OPEB asset.

**FAIRFIELD UNION LOCAL SCHOOL DISTRICT  
FAIRFIELD COUNTY, OHIO**

**MANAGEMENT'S DISCUSSION AND ANALYSIS  
FOR THE FISCAL YEAR ENDED JUNE 30, 2020**

GASB standards are national and apply to all government financial reports prepared in accordance with generally accepted accounting principles. Prior accounting for pensions (GASB 27) and postemployment benefits (GASB 45) focused on a funding approach. This approach limited pension and OPEB costs to contributions annually required by law, which may or may not be sufficient to fully fund each plan's net pension liability or net OPEB liability. GASB 68 and GASB 75 take an earnings approach to pension and OPEB accounting; however, the nature of Ohio's statewide pension/OPEB plans and state law governing those systems requires additional explanation in order to properly understand the information presented in these statements

GASB 68 and GASB 75 require the net pension liability and the net OPEB liability to equal the District's proportionate share of each plan's collective:

1. Present value of estimated future pension/OPEB benefits attributable to active and inactive employees' past service.
2. Minus plan assets available to pay these benefits.

GASB notes that pension and OPEB obligations, whether funded or unfunded, are part of the "employment exchange" – that is, the employee is trading his or her labor in exchange for wages, benefits, and the promise of a future pension and other postemployment benefits. GASB noted that the unfunded portion of this promise is a present obligation of the government, part of a bargained-for benefit to the employee, and should accordingly be reported by the government as a liability since they received the benefit of the exchange. However, the District is not responsible for certain key factors affecting the balance of these liabilities. In Ohio, the employee shares the obligation of funding pension benefits with the employer. Both employer and employee contribution rates are capped by State statute. A change in these caps requires action of both Houses of the General Assembly and approval of the Governor. Benefit provisions are also determined by State statute. The Ohio Revised Code permits, but does not require, the retirement systems to provide healthcare to eligible benefit recipients. The retirement systems may allocate a portion of the employer contributions to provide for these OPEB benefits.

The employee enters the employment exchange with the knowledge that the employer's promise is limited not by contract but by law. The employer enters the exchange also knowing that there is a specific, legal limit to its contribution to the retirement system. In Ohio, there is no legal means to enforce the unfunded liability of the pension/OPEB plan *as against the public employer*. State law operates to mitigate/lessen the moral obligation of the public employer to the employee, because all parties enter the employment exchange with notice as to the law. The retirement system is responsible for the administration of the pension and OPEB plans.

Most long-term liabilities have set repayment schedules or, in the case of compensated absences (i.e. sick and vacation leave), are satisfied through paid time-off or termination payments. There is no repayment schedule for the net pension liability or the net OPEB liability. As explained above, changes in benefits, contribution rates, and return on investments affect the balance of these liabilities but are outside the control of the local government. In the event that contributions, investment returns, and other changes are insufficient to keep up with required payments, State statute does not assign/identify the responsible party for the unfunded portion. Due to the unique nature of how the net pension liability and the net OPEB liability are satisfied, these liabilities are separately identified within the long-term liability section of the statement of net position.

In accordance with GASB 68 and GASB 75, the District's statements prepared on an accrual basis of accounting include an annual pension expense and an annual OPEB expense for their proportionate share of each plan's *change* in net pension liability and net OPEB liability, respectively, not accounted for as deferred inflows/outflows.

Over time, net position can serve as a useful indicator of a government's financial position. At June 30, 2020, the District's assets plus deferred outflows exceeded liabilities plus deferred inflows by \$42,568,786.

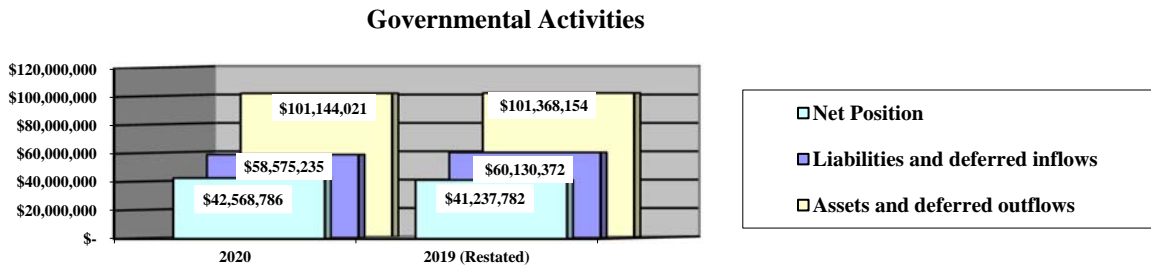
**FAIRFIELD UNION LOCAL SCHOOL DISTRICT  
FAIRFIELD COUNTY, OHIO**

**MANAGEMENT'S DISCUSSION AND ANALYSIS  
FOR THE FISCAL YEAR ENDED JUNE 30, 2020**

At year-end, capital assets represented 64.23% of total assets. Capital assets include land, land improvements, buildings and improvements, furniture and equipment, vehicles, library and textbooks. Net investment in capital assets at June 30, 2020, was \$42,022,033. These capital assets are used to provide services to the students and are not available for future spending. Although the District's investment in capital assets is reported net of related debt, it should be noted that the resources to repay the debt must be provided from other sources, since capital assets may not be used to liquidate these liabilities.

A portion of the District's net position, \$10,097,485 represents resources that are subject to external restriction on how they may be used. The remaining balance of unrestricted net position is a deficit of \$9,550,732.

The table below illustrates the District's assets plus deferred outflows, liabilities plus deferred inflows and net position at June 30, 2020 and 2019. The amounts of June 30, 2019 have been restated as described in Note 3.



The table below shows the change in net position for fiscal years 2020 and 2019. Due to practicality, 2019 revenues and expenses in the table below have not been adjusted to reflect the implementation of GASB No. 84 (see Note 3). Rather, the cumulative impact of applying GASB No. 84 is reflected in the ending net position for 2019.

	<u>Change in Net Position</u>	
	Governmental	Restated Governmental
	Activities 2020	Activities 2019
<b><u>Revenues</u></b>		
Program revenues:		
Charges for services and sales	\$ 2,598,449	\$ 2,592,109
Operating grants and contributions	3,033,448	2,503,223
Capital grants and contributions	16,705	38,864
General revenues:		
Property taxes	6,448,353	5,513,142
Income taxes	4,911,026	5,118,916
Grants and entitlements	9,354,302	9,532,632
Investment earnings	564,482	411,080
Other	35,153	114,465
Total revenues	<u>26,961,918</u>	<u>25,824,431</u>

**FAIRFIELD UNION LOCAL SCHOOL DISTRICT  
FAIRFIELD COUNTY, OHIO**

**MANAGEMENT'S DISCUSSION AND ANALYSIS  
FOR THE FISCAL YEAR ENDED JUNE 30, 2020**

**Change in Net Position**

	Governmental Activities <u>2020</u>	Governmental Activities <u>2019</u>
<b><u>Expenses</u></b>		
Program expenses:		
Instruction:		
Regular	\$ 10,303,120	\$ 9,038,098
Special	3,185,205	2,903,086
Vocational	481,398	432,562
Other	201,645	319,830
Support services:		
Pupil	1,538,251	1,365,877
Instructional staff	767,896	790,991
Board of education	55,568	30,996
Administration	2,005,904	1,590,575
Fiscal	703,687	607,500
Operations and maintenance	2,131,273	1,874,098
Pupil transportation	1,435,115	1,431,155
Central	117,851	134,432
Operation of non-instructional services:		
Other non-instructional services	4,445	1,000
Food service operations	1,081,121	1,102,834
Extracurricular activities	959,968	770,584
Interest and fiscal charges	658,467	784,920
Total expenses	<u>25,630,914</u>	<u>23,178,538</u>
Change in net position	1,331,004	2,645,893
Net position at beginning of year	<u>41,237,782</u>	<u>N/A</u>
Net position at end of year	<u>\$ 42,568,786</u>	<u>\$ 41,237,782</u>

**Governmental Activities**

Net position of the District's governmental activities increased \$1,331,004. Total governmental expenses of \$25,630,914 were offset by program revenues of \$5,648,602 and general revenues of \$21,313,316. Program revenues supported 22.04% of the total governmental expenses.

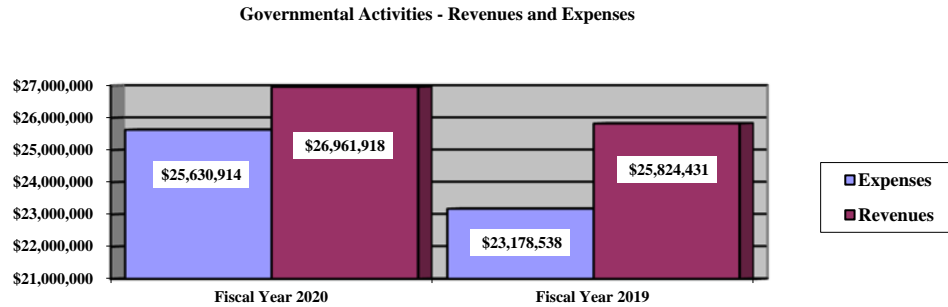
The primary sources of revenue for governmental activities are derived from property taxes, income taxes and unrestricted grants and entitlements. These revenue sources represent 76.83% of total governmental revenue. Real estate property is reappraised every six years.

The largest expense of the District is for instructional programs. Instruction expenses totaled \$14,171,368 or 55.29% of total governmental expenses for fiscal year 2020.

**FAIRFIELD UNION LOCAL SCHOOL DISTRICT  
FAIRFIELD COUNTY, OHIO**

**MANAGEMENT'S DISCUSSION AND ANALYSIS  
FOR THE FISCAL YEAR ENDED JUNE 30, 2020**

The graph below presents the District's governmental activities revenues and expenses for fiscal year 2020 and 2019.



The statement of activities shows the cost of program services and the charges for services and grants offsetting those services. The following table shows, for governmental activities, the total cost of services and the net cost of services. That is, it identifies the cost of these services supported by tax revenue and unrestricted State grants and entitlements.

**Governmental Activities**

	Total Cost of Services <u>2020</u>	Net Cost of Services <u>2020</u>	Total Cost of Services <u>2019</u>	Net Cost of Services <u>2019</u>
<b>Program expenses</b>				
Instruction:				
Regular	\$ 10,303,120	\$ 8,034,962	\$ 9,038,098	\$ 7,038,808
Special	3,185,205	1,937,117	2,903,086	1,498,176
Vocational	481,398	255,024	432,562	205,814
Other	201,645	201,645	319,830	319,830
Support services:				
Pupil	1,538,251	1,025,493	1,365,877	1,271,103
Instructional staff	767,896	748,547	790,991	781,182
Board of education	55,568	55,568	30,996	30,996
Administration	2,005,904	2,005,904	1,590,575	1,590,522
Fiscal	703,687	703,687	607,500	607,500
Operations and maintenance	2,131,273	2,056,247	1,874,098	1,793,205
Pupil transportation	1,435,115	1,378,774	1,431,155	1,392,085
Central	117,851	110,651	134,432	127,232
Operation of non-instructional services:				
Other non-instructional services	4,445	931	1,000	467
Food service operations	1,081,121	165,069	1,102,834	99,947
Extracurricular activities	959,968	644,226	770,584	502,555
Interest and fiscal charges	658,467	658,467	784,920	784,920
<b>Total expenses</b>	<u>\$ 25,630,914</u>	<u>\$ 19,982,312</u>	<u>\$ 23,178,538</u>	<u>\$ 18,044,342</u>

The dependence upon tax and other general revenues for governmental activities is apparent, as 73.59% of instruction activities are supported through taxes and other general revenues. For all governmental activities, general revenue support is 77.96%. The District's taxpayers and unrestricted grants and entitlements from the State are by far the primary support for District's students.

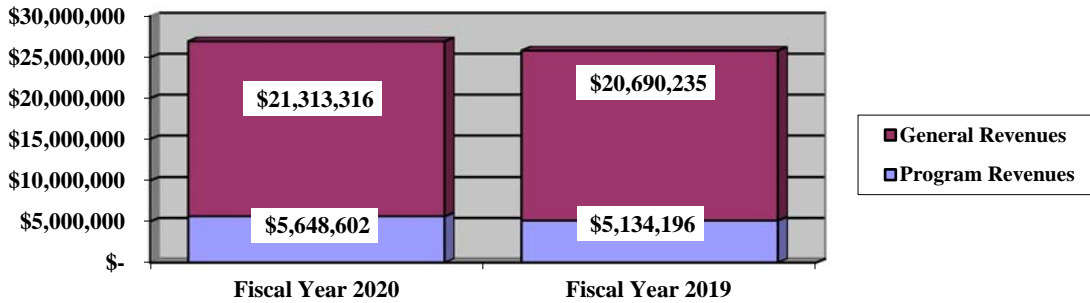


**FAIRFIELD UNION LOCAL SCHOOL DISTRICT  
FAIRFIELD COUNTY, OHIO**

**MANAGEMENT'S DISCUSSION AND ANALYSIS  
FOR THE FISCAL YEAR ENDED JUNE 30, 2020**

The graph below presents the District's governmental activities revenue for fiscal year 2020 and 2019.

**Governmental Activities - General and Program Revenues**



**The District's Funds**

The District's governmental funds (as presented on the balance sheet on page 17) reported a combined fund balance of \$21,546,390 which is \$1,114,398 more than last year's restated total of \$20,431,992. The schedule below indicates the fund balance and the total change in fund balance as of June 30, 2020 and 2019.

	Fund Balance June 30, 2020	Restated Fund Balance June 30, 2019	Increase (Decrease)
General	\$ 11,452,270	\$ 10,808,798	\$ 643,472
Bond retirement	7,456,089	6,850,499	605,590
Other Governmental	2,638,031	2,772,695	(134,664)
<b>Total</b>	<b>\$ 21,546,390</b>	<b>\$ 20,431,992</b>	<b>\$ 1,114,398</b>

**General Fund**

The District's general fund's fund balance increased by \$643,472. The increase in fund balance can be attributed to the District's ability to continually monitor expenditures and practice cost containment strategies to keep expenditure increases as low as possible.

**FAIRFIELD UNION LOCAL SCHOOL DISTRICT  
FAIRFIELD COUNTY, OHIO**

**MANAGEMENT'S DISCUSSION AND ANALYSIS  
FOR THE FISCAL YEAR ENDED JUNE 30, 2020**

The table that follows assists in illustrating the financial activities and fund balance of the general fund.

	<u>2020</u> <u>Amount</u>	<u>2019</u> <u>Amount</u>	<u>Percentage</u> <u>Change</u>
<b><u>Revenues</u></b>			
Property taxes	\$ 5,754,727	\$ 4,860,877	18.39 %
Income taxes	4,737,272	5,007,543	(5.40) %
Tuition	1,944,422	1,880,197	3.42 %
Earnings on investments	538,028	384,083	40.08 %
Intergovernmental	10,433,485	10,538,324	(0.99) %
Other revenues	<u>100,189</u>	<u>199,485</u>	(49.78) %
<b>Total</b>	<b><u>\$ 23,508,123</u></b>	<b><u>\$ 22,870,509</u></b>	<b>2.79 %</b>
<b><u>Expenditures</u></b>			
Instruction	\$ 12,813,563	\$ 12,805,093	0.07 %
Support services	7,358,787	7,560,112	(2.66) %
Extracurricular activities	484,565	401,047	20.82 %
Facilities acquisition and construction	105,203	105,478	(0.26) %
Debt service	<u>157,033</u>	<u>157,308</u>	(0.17) %
<b>Total</b>	<b><u>\$ 20,919,151</u></b>	<b><u>\$ 21,029,038</u></b>	<b>(0.52) %</b>

Revenues increased 2.79%. Property taxes increased 18.39% primarily due to greater tax receipts collected in the fiscal year. Expenditures remained relatively stable, with a decrease of less than one percent. Extracurricular expenditures increased primarily due to an increase in spending on a variety of other sports oriented activities.

***Bond Retirement Fund***

The bond retirement fund had \$553,726 in revenues, \$1,945,500 in transfers from the general fund, \$8,883,636 in expenditures and other financings uses, and \$6,990,000 in bond proceeds. The expenditures in the fund were primarily used for the payment to refunded bond escrow agent related to the District's bond refunding that occurred during fiscal year 2020. The fund balance of the bond retirement fund increased from \$6,850,499 to \$7,456,089.

***General Fund Budgeting Highlights***

The District's budget is prepared according to Ohio law and is based on accounting for certain transactions on a basis of cash receipts, disbursements and encumbrances. The most significant budgeted fund is the general fund.

During the course of fiscal year 2020, the District amended its general fund budget. For the general fund, original revenues and other financing sources were \$23,188,500. The final budgeted revenues and other financing sources were increased to \$23,718,578. Actual revenues and other financing sources for fiscal year 2020 were \$23,932,466. This represents a \$213,888 increase over final budgeted revenues.

General fund original and final appropriations (appropriated expenditures and other financing uses) were \$26,006,431. The actual budget basis expenditures and other financing uses for fiscal year 2020 was \$23,273,517.

**FAIRFIELD UNION LOCAL SCHOOL DISTRICT  
FAIRFIELD COUNTY, OHIO**

MANAGEMENT'S DISCUSSION AND ANALYSIS  
FOR THE FISCAL YEAR ENDED JUNE 30, 2020

**Capital Assets and Debt Administration**

*Capital Assets*

At the end of fiscal year 2020, the District had \$61,358,165 invested in land, land improvements, buildings and improvements, furniture and equipment, and vehicles. The entire amount is reported in governmental activities. The following table shows June 30, 2020 balances compared to June 30, 2019:

**Capital Assets at June 30  
(Net of Depreciation)**

Governmental Activities

	<u>2020</u>	<u>2019</u>
Land	\$ 356,747	\$ 356,747
Land improvements	1,037,059	1,131,704
Building and improvements	58,276,449	58,931,212
Furniture and equipment	901,938	1,058,708
Vehicles	<u>785,972</u>	<u>736,082</u>
Total	<u>\$ 61,358,165</u>	<u>\$ 62,214,453</u>

Total additions to capital assets for 2020 were \$200,378. Depreciation expense for fiscal year 2020 was \$1,056,666. Overall, capital assets of the District decreased \$856,288.

See Note 9 to the basic financial statements for additional information on the District's capital assets.

*Debt Administration*

At June 30, 2020, the District had \$20,673,891 in general obligation bonds, capital lease, and lease purchase obligations outstanding. Of this total, \$1,465,056 is due within one year and \$19,208,835 is due in greater than one year.

The following table summarizes the debt outstanding.

**Outstanding Debt, at Year End**

	Governmental Activities <u>2020</u>	Governmental Activities <u>2019</u>
General obligation bonds	\$ 19,570,000	\$ 20,774,621
Purchase Lease Agreement	1,024,500	1,091,500
Capital lease obligations	<u>79,391</u>	<u>127,007</u>
Total	<u>\$ 20,673,891</u>	<u>\$ 21,993,128</u>

See Note 11 to the basic financial statements for additional information on the District's debt administration.

**FAIRFIELD UNION LOCAL SCHOOL DISTRICT  
FAIRFIELD COUNTY, OHIO**

**MANAGEMENT'S DISCUSSION AND ANALYSIS  
FOR THE FISCAL YEAR ENDED JUNE 30, 2020**

**Current Financial Related Activities**

Although considered a lower mid-wealth district, Fairfield Union Local School District has been financially stable over the past several years. As indicated in the preceding financial information, the District is heavily dependent on intergovernmental revenue. Of the District's funding, 38% is received through the State's foundation program, which along with other various grants and entitlements makes up just under 44% of the District's revenue. The District relies on state and federal funding to operate at the current level of services. Therefore, in the long-term, the current program and staffing levels will be dependent on the increased funding to meet inflation. The careful financial planning and passage of additional local taxes when needed have permitted the District to provide a quality education for students, along with the maintenance of existing facilities.

The District does not anticipate any meaningful growth in revenue. Based upon this anticipated loss of revenue, the Board of Education and the administration of the District must maintain careful financial planning and prudent fiscal management in order to preserve the financial stability of the District.

Residential growth has not eluded the District over the past few years. Residential/agricultural property contributes approximately 94% of the District's real estate valuation.

**Contacting the District's Financial Management**

This financial report is designed to provide our citizens, taxpayers, investors and creditors with a general overview of the District's finances and to show the District's accountability for the money it receives. If you have questions about this report or need additional financial information contact Mrs. Courtney Roberts, Treasurer of the Fairfield Union Local School District, 6417 Cincinnati-Zanesville Rd. NE, Lancaster, Ohio 43130.

**FAIRFIELD UNION LOCAL SCHOOL DISTRICT**  
**FAIRFIELD COUNTY, OHIO**

STATEMENT OF NET POSITION  
JUNE 30, 2020

		<b>Governmental Activities</b>
<b>Assets:</b>		
Equity in pooled cash and cash equivalents . . .	\$	22,977,986
Cash with fiscal agent . . . . .		338,746
Receivables:		
Property taxes . . . . .		7,347,732
Income taxes. . . . .		1,812,997
Accrued interest . . . . .		25,634
Intergovernmental . . . . .		355,588
Prepayments . . . . .		13,397
Materials and supplies inventory. . . . .		20,111
Net OPEB asset . . . . .		1,274,581
Capital assets:		
Nondepreciable capital assets . . . . .		356,747
Depreciable capital assets, net. . . . .		61,001,418
Capital assets, net . . . . .		<u>61,358,165</u>
Total assets. . . . .		<u>95,524,937</u>
<b>Deferred outflows of resources:</b>		
Unamortized deferred charges on debt refunding		619,341
Pension . . . . .		4,492,141
OPEB . . . . .		<u>507,602</u>
Total deferred outflows of resources . . . . .		<u>5,619,084</u>
<b>Liabilities:</b>		
Accounts payable. . . . .		63,323
Accrued wages and benefits payable . . . . .		1,904,406
Intergovernmental payable . . . . .		117,466
Pension and post employment obligation payable.		284,927
Accrued interest payable . . . . .		39,953
Claims payable. . . . .		522,297
Long-term liabilities:		
Due within one year. . . . .		1,608,476
Due in more than one year:		
Net pension liability (See Note 14) . . . . .		21,767,658
Other amounts due in more than one year . . . . .		20,411,282
Net OPEB Liability (See Note 15). . . . .		<u>2,033,635</u>
Total liabilities . . . . .		<u>48,753,423</u>
<b>Deferred inflows of resources:</b>		
Property taxes levied for the next fiscal year. . . . .		6,539,159
Pension. . . . .		1,108,067
OPEB. . . . .		<u>2,174,586</u>
Total deferred inflows of resources . . . . .		<u>9,821,812</u>
<b>Net position:</b>		
Net investment in capital assets . . . . .		42,022,033
Restricted for:		
Capital projects . . . . .		973,758
Classroom facilities maintenance . . . . .		1,169,714
Debt service. . . . .		7,439,118
Locally funded programs . . . . .		3,815
State funded programs. . . . .		36,608
Federally funded programs . . . . .		26,674
Student activities . . . . .		252,590
Other purposes . . . . .		195,208
Unrestricted (deficit) . . . . .		<u>(9,550,732)</u>
Total net position. . . . .	\$	<u>42,568,786</u>

SEE ACCOMPANYING NOTES TO THE BASIC FINANCIAL STATEMENTS

**FAIRFIELD UNION LOCAL SCHOOL DISTRICT  
FAIRFIELD COUNTY, OHIO**

STATEMENT OF ACTIVITIES  
FOR THE FISCAL YEAR ENDED JUNE 30, 2020

	Expenses	Program Revenues			Net (Expense)
		Charges for Services and Sales	Operating Grants and Contributions	Capital Grants and Contributions	Revenue and Changes in Net Position
					Governmental Activities
<b>Governmental activities:</b>					
Instruction:					
Regular . . . . .	\$ 10,303,120	\$ 1,957,630	\$ 293,823	\$ 16,705	\$ (8,034,962)
Special . . . . .	3,185,205	19,021	1,229,067	-	(1,937,117)
Vocational . . . . .	481,398	-	226,374	-	(255,024)
Other . . . . .	201,645	-	-	-	(201,645)
Support services:					
Pupil . . . . .	1,538,251	-	512,758	-	(1,025,493)
Instructional staff . . . . .	767,896	6,349	13,000	-	(748,547)
Board of education . . . . .	55,568	-	-	-	(55,568)
Administration . . . . .	2,005,904	-	-	-	(2,005,904)
Fiscal . . . . .	703,687	-	-	-	(703,687)
Operations and maintenance . . . . .	2,131,273	9,054	65,972	-	(2,056,247)
Pupil transportation . . . . .	1,435,115	-	56,341	-	(1,378,774)
Central . . . . .	117,851	-	7,200	-	(110,651)
Operation of non-instructional services:					
Other non-instructional services . . . . .	4,445	-	3,514	-	(931)
Food service operations . . . . .	1,081,121	290,653	625,399	-	(165,069)
Extracurricular activities . . . . .	959,968	315,742	-	-	(644,226)
Interest and fiscal charges . . . . .	658,467	-	-	-	(658,467)
<b>Total governmental activities . . . . .</b>	<b>\$ 25,630,914</b>	<b>\$ 2,598,449</b>	<b>\$ 3,033,448</b>	<b>\$ 16,705</b>	<b>(19,982,312)</b>

**General revenues:**

Property taxes levied for:	
General purposes . . . . .	5,679,469
Debt service . . . . .	480,522
Capital outlay . . . . .	288,362
Income taxes levied for:	
General purposes . . . . .	4,911,026
Grants and entitlements not restricted to specific programs . . . . .	9,354,302
Investment earnings . . . . .	564,482
Miscellaneous . . . . .	35,153
<b>Total general revenues . . . . .</b>	<b>21,313,316</b>
Change in net position . . . . .	1,331,004
<b>Net position at beginning of year (restated) . . . . .</b>	<b>41,237,782</b>
<b>Net position at end of year . . . . .</b>	<b>\$ 42,568,786</b>

SEE ACCOMPANYING NOTES TO THE BASIC FINANCIAL STATEMENTS

**FAIRFIELD UNION LOCAL SCHOOL DISTRICT  
FAIRFIELD COUNTY, OHIO**

BALANCE SHEET  
GOVERNMENTAL FUNDS  
JUNE 30, 2020

	General	Bond Retirement	Nonmajor Governmental Funds	Total Governmental Funds
<b>Assets:</b>				
Equity in pooled cash and cash equivalents. . . . .	\$ 11,583,095	\$ 7,415,313	\$ 2,794,547	\$ 21,792,955
Receivables:				
Property taxes. . . . .	6,487,875	528,982	330,875	7,347,732
Income taxes . . . . .	1,812,997	-	-	1,812,997
Accrued interest . . . . .	25,634	-	-	25,634
Intergovernmental. . . . .	52,240	-	303,348	355,588
Prepayments. . . . .	13,397	-	-	13,397
Materials and supplies inventory. . . . .	-	-	20,111	20,111
Due from other funds . . . . .	179,948	-	-	179,948
Total assets . . . . .	<u>\$ 20,155,186</u>	<u>\$ 7,944,295</u>	<u>\$ 3,448,881</u>	<u>\$ 31,548,362</u>
<b>Liabilities:</b>				
Accounts payable . . . . .	\$ 54,942	\$ -	\$ 6,931	\$ 61,873
Accrued wages and benefits payable . . . . .	1,656,421	-	247,985	1,904,406
Compensated absences payable . . . . .	62,945	-	-	62,945
Intergovernmental payable . . . . .	114,327	-	3,139	117,466
Pension and postemployment obligation payable. . . . .	262,381	-	22,546	284,927
Due to other funds . . . . .	-	-	179,948	179,948
Total liabilities. . . . .	<u>2,151,016</u>	<u>-</u>	<u>460,549</u>	<u>2,611,565</u>
<b>Deferred inflows of resources:</b>				
Property taxes levied for the next fiscal year. . . . .	5,775,201	465,224	298,734	6,539,159
Delinquent property tax revenue not available. . . . .	281,875	22,982	14,375	319,232
Income tax revenue not available . . . . .	479,145	-	-	479,145
Intergovernmental revenue not available. . . . .	-	-	37,192	37,192
Accrued interest not available. . . . .	15,679	-	-	15,679
Total deferred inflows of resources . . . . .	<u>6,551,900</u>	<u>488,206</u>	<u>350,301</u>	<u>7,390,407</u>
<b>Fund balances:</b>				
Nonspendable:				
Materials and supplies inventory. . . . .	-	-	20,111	20,111
Prepays. . . . .	13,397	-	-	13,397
Restricted:				
Debt service . . . . .	-	7,456,089	-	7,456,089
Capital improvements . . . . .	-	-	959,383	959,383
Classroom facilities maintenance . . . . .	-	-	1,169,714	1,169,714
Food service operations . . . . .	-	-	189,131	189,131
Extracurricular. . . . .	-	-	252,590	252,590
Other purposes. . . . .	-	-	48,573	48,573
Student wellness and success. . . . .	-	-	29,408	29,408
Assigned:				
Student instruction . . . . .	49,913	-	-	49,913
Student and staff support. . . . .	77,689	-	-	77,689
Subsequent year's appropriations . . . . .	11,225,659	-	-	11,225,659
Other purposes. . . . .	6,499	-	-	6,499
Unassigned (deficit) . . . . .	79,113	-	(30,879)	48,234
Total fund balances . . . . .	<u>11,452,270</u>	<u>7,456,089</u>	<u>2,638,031</u>	<u>21,546,390</u>
Total liabilities, deferred inflows and fund balances . . . . .	<u>\$ 20,155,186</u>	<u>\$ 7,944,295</u>	<u>\$ 3,448,881</u>	<u>\$ 31,548,362</u>

SEE ACCOMPANYING NOTES TO THE BASIC FINANCIAL STATEMENTS

**FAIRFIELD UNION LOCAL SCHOOL DISTRICT  
FAIRFIELD COUNTY, OHIO**

RECONCILIATION OF TOTAL GOVERNMENTAL FUND BALANCES TO  
NET POSITION OF GOVERNMENTAL ACTIVITIES  
JUNE 30, 2020

<b>Total governmental fund balances</b>		\$ 21,546,390
<i>Amounts reported for governmental activities on the statement of net position are different because:</i>		
Capital assets used in governmental activities are not financial resources and therefore are not reported in the funds.		61,358,165
Other long-term assets are not available to pay for current-period expenditures and therefore are deferred inflows in the funds.		
Property taxes receivable	\$ 319,232	
Income taxes receivable	479,145	
Accrued interest receivable	15,679	
Intergovernmental receivable	37,192	
Total		851,248
An internal service fund is used by management to charge the costs of insurance to individual funds. The assets and liabilities of the internal service fund are included in governmental activities on the statement of net position.		1,000,030
Unamortized premiums on bonds issued are not recognized in the funds.		(306,082)
The net pension liability and net OPEB asset/liability are not due and payable in the current period; therefore, asset/liability and related deferred inflows/outflows are not reported in governmental funds.		
Deferred outflows - Pension	4,492,141	
Deferred outflows - OPEB	507,602	
Deferred inflows - Pension	(1,108,067)	
Deferred inflows - OPEB	(2,174,586)	
Net pension liability	(21,767,658)	
Net OPEB asset	1,274,581	
Net OPEB liability	(2,033,635)	
Total		(20,809,622)
Unamortized amounts on refundings are not recognized in the funds.		619,341
Accrued interest payable is not due and payable in the current period and therefore is not reported in the funds.		(39,953)
Long-term liabilities, including bonds payable, are not due and payable in the current period and therefore are not reported in the funds.		
General obligation bonds	(19,570,000)	
Capital lease obligations	(79,391)	
Compensated absences	(976,840)	
Lease purchase agreement	(1,024,500)	
Total		(21,650,731)
<b>Net position of governmental activities</b>		<b>\$ 42,568,786</b>

SEE ACCOMPANYING NOTES TO THE BASIC FINANCIAL STATEMENTS



**FAIRFIELD UNION LOCAL SCHOOL DISTRICT  
FAIRFIELD COUNTY, OHIO**

STATEMENT OF REVENUES, EXPENDITURES AND CHANGES IN FUND BALANCES  
GOVERNMENTAL FUNDS  
FOR THE FISCAL YEAR ENDED JUNE 30, 2020

	General	Bond Retirement	Nonmajor Governmental Funds	Total Governmental Funds
<b>Revenues:</b>				
From local sources:				
Property taxes . . . . .	\$ 5,754,727	\$ 489,130	\$ 292,948	\$ 6,536,805
Income taxes . . . . .	4,737,272	-	85,674	4,822,946
Tuition . . . . .	1,944,422	-	-	1,944,422
Earnings on investments . . . . .	538,028	-	21,776	559,804
Charges for services . . . . .	-	-	290,653	290,653
Extracurricular . . . . .	11,648	-	298,338	309,986
Classroom materials and fees . . . . .	44,334	-	-	44,334
Rental income . . . . .	9,054	-	-	9,054
Contributions and donations . . . . .	-	-	21,355	21,355
Other local revenues . . . . .	35,153	-	-	35,153
Intergovernmental - state . . . . .	10,316,606	64,596	518,997	10,900,199
Intergovernmental - federal . . . . .	116,879	-	1,430,199	1,547,078
<b>Total revenues . . . . .</b>	<b>23,508,123</b>	<b>553,726</b>	<b>2,959,940</b>	<b>27,021,789</b>
<b>Expenditures:</b>				
Current:				
Instruction:				
Regular . . . . .	9,385,318	-	321,729	9,707,047
Special . . . . .	2,775,391	-	391,646	3,167,037
Vocational . . . . .	457,800	-	1,600	459,400
Other . . . . .	195,054	-	-	195,054
Support services:				
Pupil . . . . .	1,045,495	-	481,294	1,526,789
Instructional staff . . . . .	657,237	-	39,467	696,704
Board of education . . . . .	53,621	-	-	53,621
Administration . . . . .	1,914,379	-	-	1,914,379
Fiscal . . . . .	682,332	8,748	4,970	696,050
Operations and maintenance . . . . .	1,574,307	-	104,519	1,678,826
Pupil transportation . . . . .	1,308,840	-	197,978	1,506,818
Central . . . . .	122,576	-	-	122,576
Operation of non-instructional services:				
Other non-instructional services . . . . .	-	-	4,445	4,445
Food service operations . . . . .	-	-	1,035,729	1,035,729
Extracurricular activities . . . . .	484,565	-	284,935	769,500
Facilities acquisition and construction . . . . .	105,203	-	226,292	331,495
Debt service:				
Principal retirement . . . . .	114,616	955,641	-	1,070,257
Interest and fiscal charges . . . . .	42,417	497,698	-	540,115
Bond issuance costs . . . . .	-	65,450	-	65,450
Payment to refunded bond escrow agent . . . . .	-	132,190	-	132,190
Accretion on capital appreciation bonds . . . . .	-	299,359	-	299,359
<b>Total expenditures . . . . .</b>	<b>20,919,151</b>	<b>1,959,086</b>	<b>3,094,604</b>	<b>25,972,841</b>
Excess (deficiency) of revenues over (under) expenditures . . . . .	2,588,972	(1,405,360)	(134,664)	1,048,948
<b>Other financing sources (uses):</b>				
Sale of refunding bonds . . . . .	-	6,990,000	-	6,990,000
Transfers in . . . . .	-	1,945,500	-	1,945,500
Transfers (out) . . . . .	(1,945,500)	-	-	(1,945,500)
Payment to refunded bond escrow agent . . . . .	-	(6,924,550)	-	(6,924,550)
<b>Total other financing sources (uses) . . . . .</b>	<b>(1,945,500)</b>	<b>2,010,950</b>	<b>-</b>	<b>65,450</b>
Net change in fund balances . . . . .	643,472	605,590	(134,664)	1,114,398
<b>Fund balances at beginning of year (restated)</b>	<b>10,808,798</b>	<b>6,850,499</b>	<b>2,772,695</b>	<b>20,431,992</b>
<b>Fund balances at end of year . . . . .</b>	<b>\$ 11,452,270</b>	<b>\$ 7,456,089</b>	<b>\$ 2,638,031</b>	<b>\$ 21,546,390</b>

SEE ACCOMPANYING NOTES TO THE BASIC FINANCIAL STATEMENTS

**FAIRFIELD UNION LOCAL SCHOOL DISTRICT  
FAIRFIELD COUNTY, OHIO**

RECONCILIATION OF THE STATEMENT OF REVENUES, EXPENDITURES  
AND CHANGES IN FUND BALANCES OF GOVERNMENTAL FUNDS  
TO THE STATEMENT OF ACTIVITIES  
FOR THE FISCAL YEAR ENDED JUNE 30, 2020

<b>Net change in fund balances - total governmental funds</b>	\$	1,114,398
<i>Amounts reported for governmental activities in the statement of activities are different because:</i>		
Governmental funds report capital outlays as expenditures. However, in the statement of activities, the cost of those assets is allocated over their estimated useful lives as depreciation expense. This is the amount by which depreciation expense exceeds capital outlays in the current period.		
Capital asset additions	\$ 200,378	
Current year depreciation	<u>(1,056,666)</u>	
Total		(856,288)
Revenues in the statement of activities that do not provide current financial resources are not reported as revenues in the funds.		
Property taxes	(88,452)	
Income taxes	88,080	
Earnings on investments	15,679	
Intergovernmental	<u>(85,953)</u>	
Total		(70,646)
Repayment of principal and accreted interest on capital appreciation bonds is an expenditure in the governmental funds, but the repayment reduces long-term liabilities on the statement of net position.		
Capital lease obligations	47,616	
Lease-purchase agreement	67,000	
General obligation bonds	925,000	
Capital appreciation bonds	30,641	
Accreted interest on capital appreciation bonds	<u>299,359</u>	
Total		1,369,616
The payment to refunded bond escrow agent is recorded as a component of debt service expenditures and other financing uses in the funds; however, the payment reduces long-term liabilities on the statement of net position.		
		7,056,740
In the statement of activities, interest is accrued on outstanding bonds, whereas in governmental funds, an interest expenditure is reported when due. The following items resulted in more interest being reported in the statement of activities:		
Decrease in accrued interest payable	6,668	
Amortization of bond premium	44,180	
Amortization of deferred charges on refundings	(53,371)	
Accreted interest on capital appreciation bonds	<u>(50,379)</u>	
Total		(52,902)
Issuances of bonds are recorded as other financing sources in the funds; however, in the statement of activities, they are not reported as other financing sources as they increase liabilities on the statement of net position.		
		(6,990,000)
Contractually required pension contributions are reported as expenditures in governmental funds; however, the statement of activities reports these amounts as deferred outflows.		
		1,652,454
Except for amounts reported as deferred inflows/outflows, changes in the net pension liability are reported as pension expense in the statement of activities.		
		(3,230,132)
Contractually required OPEB contributions are reported as expenditures in governmental funds; however, the statement of activities reports these amounts as deferred outflows.		
		53,979
Except for amounts reported as deferred inflows/outflows, changes in the net OPEB liability/asset are reported as pension expense in the statement of activities.		
		312,682
Some expenses reported in the statement of activities, such as compensated absences, do not require the use of current financial resources and therefore are not reported as expenditures in governmental funds.		
		(41,060)
An internal service fund used by management to charge the costs of insurance to individual funds is not reported in the district-wide statement of activities. Governmental fund expenditures and the related internal service fund revenues are eliminated. The net revenue (expense) of the internal service fund is allocated among the governmental activities.		
		<u>1,012,163</u>
<b>Change in net position of governmental activities</b>		<u><u>1,331,004</u></u>

SEE ACCOMPANYING NOTES TO THE BASIC FINANCIAL STATEMENTS

**FAIRFIELD UNION LOCAL SCHOOL DISTRICT  
FAIRFIELD COUNTY, OHIO**

STATEMENT OF REVENUES, EXPENDITURES AND CHANGES IN  
FUND BALANCE - BUDGET AND ACTUAL (NON-GAAP BUDGETARY BASIS)  
GENERAL FUND  
FOR THE FISCAL YEAR ENDED JUNE 30, 2020

	<u>Budgeted Amounts</u>		<u>Actual</u>	<u>Variance with Final Budget Positive (Negative)</u>
	<u>Original</u>	<u>Final</u>		<u>(Negative)</u>
<b>Revenues:</b>				
From local sources:				
Property taxes . . . . .	\$ 5,303,500	\$ 5,303,500	\$ 5,837,309	\$ 533,809
Income taxes . . . . .	4,997,000	4,997,000	5,244,398	247,398
Tuition . . . . .	1,903,000	2,433,078	1,944,422	(488,656)
Earnings on investments . . . . .	365,000	365,000	308,284	(56,716)
Extracurricular . . . . .	21,000	21,000	11,648	(9,352)
Classroom materials and fees . . . . .	43,000	43,000	32,229	(10,771)
Rental income . . . . .	12,000	12,000	10,195	(1,805)
Other local revenues . . . . .	70,000	70,000	4,746	(65,254)
Intergovernmental - state . . . . .	10,337,000	10,337,000	10,308,731	(28,269)
Intergovernmental - federal . . . . .	78,000	78,000	121,328	43,328
Total revenues . . . . .	<u>23,129,500</u>	<u>23,659,578</u>	<u>23,823,290</u>	<u>163,712</u>
<b>Expenditures:</b>				
Current:				
Instruction:				
Regular . . . . .	11,186,699	11,641,541	9,672,054	1,969,487
Special . . . . .	3,046,961	2,932,529	2,910,940	21,589
Vocational . . . . .	497,708	479,264	469,178	10,086
Other . . . . .	381,411	372,588	224,443	148,145
Support services:				
Pupil . . . . .	1,513,685	1,469,037	1,135,755	333,282
Instructional staff . . . . .	657,999	633,082	633,847	(765)
Board of education . . . . .	53,196	51,270	48,986	2,284
Administration . . . . .	2,053,727	1,977,765	1,932,334	45,431
Fiscal . . . . .	734,061	707,941	664,438	43,503
Operations and maintenance . . . . .	1,780,777	1,719,391	1,561,538	157,853
Pupil transportation . . . . .	1,507,405	1,456,171	1,303,286	152,885
Central . . . . .	88,912	84,104	122,314	(38,210)
Extracurricular activities . . . . .	492,167	474,161	458,027	16,134
Facilities acquisition and construction . . . . .	111,723	107,587	105,203	2,384
Total expenditures . . . . .	<u>24,106,431</u>	<u>24,106,431</u>	<u>21,242,343</u>	<u>2,864,088</u>
Excess (deficiency) of revenues over (under) expenditures . . . . .	<u>(976,931)</u>	<u>(446,853)</u>	<u>2,580,947</u>	<u>3,027,800</u>
<b>Other financing sources (uses):</b>				
Refund of prior year's expenditures . . . . .	55,000	55,000	102,181	47,181
Transfers (out) . . . . .	(1,900,000)	(1,900,000)	(2,031,174)	(131,174)
Sale of assets . . . . .	4,000	4,000	6,995	2,995
Total other financing sources (uses) . . . . .	<u>(1,841,000)</u>	<u>(1,841,000)</u>	<u>(1,921,998)</u>	<u>(80,998)</u>
Net change in fund balance . . . . .	(2,817,931)	(2,287,853)	658,949	2,946,802
<b>Fund balance at beginning of year . . . . .</b>	9,993,134	9,993,134	9,993,134	-
<b>Prior year encumbrances appropriated . . . . .</b>	666,450	666,450	666,450	-
<b>Fund balance at end of year . . . . .</b>	<u>\$ 7,841,653</u>	<u>\$ 8,371,731</u>	<u>\$ 11,318,533</u>	<u>\$ 2,946,802</u>

SEE ACCOMPANYING NOTES TO THE BASIC FINANCIAL STATEMENTS

**FAIRFIELD UNION LOCAL SCHOOL DISTRICT  
FAIRFIELD COUNTY, OHIO**

STATEMENT OF NET POSITION  
PROPRIETARY FUND  
JUNE 30, 2020

	<b>Governmental Activities - Internal Service Fund</b>
<b>Assets:</b>	
Equity in pooled cash and cash equivalents . . . . .	\$ 1,185,031
Cash with fiscal agent . . . . .	<u>338,746</u>
Total assets . . . . .	<u>1,523,777</u>
<b>Liabilities:</b>	
Accounts payable . . . . .	1,450
Claims payable . . . . .	<u>522,297</u>
Total liabilities . . . . .	<u>523,747</u>
<b>Net position:</b>	
Unrestricted . . . . .	<u>1,000,030</u>
Total net position . . . . .	<u>\$ 1,000,030</u>

SEE ACCOMPANYING NOTES TO THE BASIC FINANCIAL STATEMENTS

**FAIRFIELD UNION LOCAL SCHOOL DISTRICT  
FAIRFIELD COUNTY, OHIO**

STATEMENT OF REVENUES, EXPENSES AND  
CHANGES IN NET POSITION  
PROPRIETARY FUND  
FOR THE FISCAL YEAR ENDED JUNE 30, 2020

	<b>Governmental Activities - Internal Service Fund</b>
<b>Operating revenues:</b>	
Charges for services . . . . .	\$ 4,759,091
Total operating revenues . . . . .	4,759,091
<b>Operating expenses:</b>	
Purchased services . . . . .	358,057
Claims . . . . .	3,399,646
Total operating expenses . . . . .	3,757,703
Operating income . . . . .	1,001,388
<b>Nonoperating revenues:</b>	
Interest revenue . . . . .	10,775
Total nonoperating revenues . . . . .	10,775
Change in net position . . . . .	1,012,163
<b>Net position (deficit) at beginning of year.</b>	<b>(12,133)</b>
<b>Net position at end of year . . . . .</b>	<b>\$ 1,000,030</b>

SEE ACCOMPANYING NOTES TO THE BASIC FINANCIAL STATEMENTS

**FAIRFIELD UNION LOCAL SCHOOL DISTRICT  
FAIRFIELD COUNTY, OHIO**

STATEMENT OF CASH FLOWS  
PROPRIETARY FUND  
FOR THE FISCAL YEAR ENDED JUNE 30, 2020

	<u><b>Governmental Activities - Internal Service Funds</b></u>
<b>Cash flows from operating activities:</b>	
Cash received from interfund services provided . . . . .	\$ 4,759,091
Cash payments for contractual services . . . . .	(358,057)
Cash payments for claims . . . . .	<u>(3,773,522)</u>
Net cash provided by operating activities. . . . .	<u>627,512</u>
<b>Cash flows from investing activities:</b>	
Interest received . . . . .	<u>10,775</u>
Net cash provided by investing activities . . . . .	<u>10,775</u>
Net increase in cash and cash equivalents. . . . .	638,287
<b>Cash and cash equivalents at beginning of year . . . . .</b>	<u>885,490</u>
<b>Cash and cash equivalents at end of year . . . . .</b>	<u><u>\$ 1,523,777</u></u>
<b>Reconciliation of operating income to net cash provided by operating activities:</b>	
Operating income. . . . .	\$ 1,001,388
Changes in assets and liabilities:	
Increase in accounts payable. . . . .	1,450
Decrease in claims payable. . . . .	<u>(375,326)</u>
Net cash provided by operating activities. . . . .	<u><u>\$ 627,512</u></u>

SEE ACCOMPANYING NOTES TO THE BASIC FINANCIAL STATEMENTS

**FAIRFIELD UNION LOCAL SCHOOL DISTRICT  
FAIRFIELD COUNTY, OHIO**

STATEMENT OF CHANGES IN FIDUCIARY NET POSITION  
FIDUCIARY FUND  
FOR THE FISCAL YEAR ENDED JUNE 30, 2020

	<b>Custodial</b>
<b>Deductions:</b>	
Extracurricular distributions for OHSAA . . . . .	\$ 22,644
Total deductions . . . . .	22,644
Change in net position . . . . .	(22,644)
<b>Net position at beginning of year (restated) . . . . .</b>	<b>22,644</b>
<b>Net position at end of year . . . . .</b>	<b>\$ -</b>

SEE ACCOMPANYING NOTES TO THE BASIC FINANCIAL STATEMENTS

**FAIRFIELD UNION LOCAL SCHOOL DISTRICT  
FAIRFIELD COUNTY, OHIO**

**NOTES TO THE BASIC FINANCIAL STATEMENTS  
FOR THE FISCAL YEAR ENDED JUNE 30, 2020**

**NOTE 1 - DESCRIPTION OF THE DISTRICT**

Fairfield Union Local School District (the "District") is a body politic and corporate organized under Article VI, Sections 2 and 3 of the Constitution of the State of Ohio. The District is a local school district as defined by Ohio Revised Code Section 3311.03. The District operates under a locally-elected Board form of government consisting of five members elected at-large for staggered four-year terms. The District provides educational services as authorized by state statute and/or federal guidelines.

The District is a result of consolidation in the early 1960's of the Rushville, Bremen and Pleasantville School Districts. It is staffed by 88 non-certified employees and 137 certified personnel who provide services to 2,004 students and other community members. The District is supervised by the Fairfield County Educational Service Center, a separate entity.

The financial statements of the District have been prepared in conformity with generally accepted accounting principles (GAAP) as applied to governmental units. The Governmental Accounting Standards Board (GASB) is the accepted standard-setting body for establishing governmental accounting and financial reporting principles. The more significant of the District's accounting policies are described below.

**NOTE 2 - SUMMARY OF SIGNIFICANT ACCOUNTING POLICIES**

**A. Reporting Entity**

The reporting entity has been defined in accordance with GASB Statement No. 14, "The Financial Reporting Entity" as amended by GASB Statement No. 39, "Determining Whether Certain Organizations Are Component Units" and GASB Statement No. 61, "The Financial Reporting Entity: Omnibus an amendment of GASB Statements No. 14 and No. 34". The reporting entity is composed of the primary government and component units. The primary government consists of all funds, departments, boards and agencies that are not legally separate from the District. For the District, this includes general operations, food service, and student related activities of the District.

Component units are legally separate organizations for which the District is financially accountable. The District is financially accountable for an organization if the District appoints a voting majority of the organization's Governing Board and (1) the District is able to significantly influence the programs or services performed or provided by the organization; or (2) the District is legally entitled to or can otherwise access the organization's resources; or (3) the District is legally obligated or has otherwise assumed the responsibility to finance the deficits of, or provide financial support to, the organization; or (4) the District is obligated for the debt of the organization. Component units may also include organizations that are fiscally dependent on the District in that the District approves the budget, the issuance of debt or the levying of taxes. Certain organizations are also included as component units if the nature and significance of the relationship between the primary government and the organization is such that exclusion by the primary government would render the primary government's financial statements incomplete or misleading. Based upon the application of these criteria, the District has no component units. The basic financial statements of the reporting entity include only those of the District (the primary government).



**FAIRFIELD UNION LOCAL SCHOOL DISTRICT  
FAIRFIELD COUNTY, OHIO**

NOTES TO THE BASIC FINANCIAL STATEMENTS  
FOR THE FISCAL YEAR ENDED JUNE 30, 2020

**NOTE 2 - SUMMARY OF SIGNIFICANT ACCOUNTING POLICIES - (Continued)**

The following organizations are described due to their relationship to the District:

*JOINTLY GOVERNED ORGANIZATIONS*

META Solutions

The District is a participant in META Solutions which is a computer consortium that was the result of a merger between Tri-Rivers Educational Computer Association (TRECA) and the Metropolitan Educational Council (MEC). META Solutions develops, implements and supports the technology and instructional needs of schools in a cost-effective manner. META Solutions provides instructional, core, technology and purchasing services for its member districts. The Board of Directors consists of the Superintendents from eight of the member districts. Financial information can be obtained from Ashley Widby, Chief Financial Officer, 100 Executive Drive, Marion, Ohio 43302.

Fairfield County Council for Educational Collaboration

In accordance with the provisions of Ohio Revised Code 167 and 124.81, certain boards of education and institutions of higher education, within Fairfield County, have determined to enter into an agreement to form a council of governments. This council of governments shall be known as the Fairfield County Council for Educational Collaboration.

The purpose of the Fairfield County Council for Educational Collaboration is to bring together the public school systems and public institutions for higher education in Fairfield County so they can collectively devise and provide for enhanced educational opportunities for the students and citizens of the community. The areas of interest that may be addressed by the Council include, but are not limited to, student programming, school management issues, and any other collaborative projects deemed appropriate by the governing body of the Council. The District appoints the superintendent to be its representative to the Board of Directors of this Council. The District has no ongoing financial interest or financial responsibility to the Fairfield County Council for Educational Collaboration.

*INSURANCE PURCHASING POOLS*

CompManagement Health Systems Worker's Compensation Group Rating Plan

The District participates in a Worker's Compensation Group Rating Program (GRP), an insurance purchasing pool with the CompManagement Health Systems. Each year, the participating school districts pay an enrollment fee to the GRP to cover the costs of administering the program.

South Central Ohio Insurance Consortium

The District is a member of the South Central Ohio Insurance Consortium (SCOIC), an insurance purchasing pool. The SCOIC's primary purpose and objective is establishing and carrying out a cost effective cooperative health program for its member organizations. The governing board consists of the superintendent, treasurer, or other designee appointed by each of the members of the SCOIC. Members include 12 school districts, the City of Lancaster and the Fairfield County Board of Developmental Disabilities. The Bloom-Carroll Local School District serves as fiscal agent for the SCOIC. To obtain financial information for the SCOIC, write to the fiscal agent, Travis Bigam, Treasurer at 5240 Plum Road, Carroll, Ohio 43112.

**FAIRFIELD UNION LOCAL SCHOOL DISTRICT  
FAIRFIELD COUNTY, OHIO**

NOTES TO THE BASIC FINANCIAL STATEMENTS  
FOR THE FISCAL YEAR ENDED JUNE 30, 2020

**NOTE 2 - SUMMARY OF SIGNIFICANT ACCOUNTING POLICIES - (Continued)**

**B. Basis of Presentation**

The District's basic financial statements consist of government-wide financial statements, including a statement of net position and a statement of activities, and fund financial statements, which provide a more detailed level of financial information.

*Government-Wide Financial Statements* - The statement of net position and the statement of activities display information about the District as a whole. These statements include the financial activities of the primary government, except for fiduciary funds. Internal service fund activity is eliminated to avoid "doubling up" revenues and expenses. The statements distinguish between those activities of the District that are governmental and those that are considered business-type activities. The District has no business-type activities.

The statement of net position presents the financial condition of the governmental activities of the District at year-end. The statement of activities presents a comparison between direct expenses and program revenues for each program or function of the District's governmental activities. Direct expenses are those that are specifically associated with a service, program or department and therefore clearly identifiable to a particular function. Program revenues include charges paid by the recipient of the goods or services offered by the program, grants and contributions that are restricted to meeting the operational or capital requirements of a particular program. Revenues which are not classified as program revenues are presented as general revenues of the District, with certain limited exceptions. The comparison of direct expenses with program revenues identifies the extent to which each business segment or governmental function is self-financing or draws from the general revenues of the District.

*Fund Financial Statements* - During the year, the District segregates transactions related to certain District functions or activities in separate funds in order to aid financial management and to demonstrate legal compliance. Fund financial statements are designed to present financial information of the District at this more detailed level. The focus of governmental fund financial statements is on major funds rather than reporting by type. Each major fund is presented in a separate column. Nonmajor funds are aggregated and presented in a single column. Fiduciary funds are reported by type.

**C. Fund Accounting**

The District uses funds to maintain its financial records during the fiscal year. A fund is defined as a fiscal and accounting entity with a self-balancing set of accounts. The funds of the District fall within three categories: governmental, proprietary and fiduciary.

*GOVERNMENTAL FUNDS*

Governmental funds are those through which most governmental functions of the District are financed. Governmental funds focus on the sources, uses, and balances of current financial resources. Expendable assets are assigned to the various governmental funds according to the purposes for which they may or must be used. Current liabilities are assigned to the fund from which they will be paid. The difference between governmental fund assets and deferred outflows of resources and liabilities and deferred inflows of resources is reported as fund balance. The District's major funds are:

*General fund* - The general fund is used to account for and report all financial resources not accounted for and reported in another fund. The general fund balance is available for any purpose provided it is expended or transferred according to the general laws of Ohio.

**FAIRFIELD UNION LOCAL SCHOOL DISTRICT  
FAIRFIELD COUNTY, OHIO**

**NOTES TO THE BASIC FINANCIAL STATEMENTS  
FOR THE FISCAL YEAR ENDED JUNE 30, 2020**

**NOTE 2 - SUMMARY OF SIGNIFICANT ACCOUNTING POLICIES - (Continued)**

*Bond retirement fund* - The bond retirement fund is used to account for and report financial resources that are restricted, committed, or assigned to expenditure for principal and interest.

Other governmental funds of the District are used to account for (a) financial resources that are restricted, committed, or assigned to expenditures for capital outlays including the acquisition or construction of capital facilities and other capital assets and (b) specific revenue sources that are restricted or committed to an expenditure for specified purposes other than debt service or capital projects.

***PROPRIETARY FUND***

Proprietary funds are used to account for the District's ongoing activities which are similar to those often found in the private sector. The District has no enterprise funds. The following is a description of the District's internal service fund:

*Internal service fund* - The internal service fund is used to account for the financing of goods or services provided by one department or agency to other departments or agencies of the District, or to other governments, on a cost-reimbursement basis. The only internal service fund of the District accounts for a self-insurance program which provides medical/surgical, dental and vision benefits to employees.

***FIDUCIARY FUNDS***

Fiduciary fund reporting focuses on net position and changes in net position. The fiduciary fund category is split into four classifications: private-purpose trust funds, custodial funds, pension trust funds and investment trust funds. Trust funds are used to account for assets held by the District under a trust agreement for individuals, private organizations, or other governments and are therefore not available to support the District's own programs. The District has no trust funds. Custodial funds are used to report fiduciary activities that are not required to be reported in a trust fund. The District's custodial fund accounts for tournament monies collected on behalf of the Ohio High School Athletics Association (OHSAA).

**D. Measurement Focus**

*Government-Wide Financial Statements* - The government-wide financial statements are prepared using the economic resources measurement focus. All assets and deferred outflows of resources and liabilities and deferred inflows of resources associated with the operation of the District are included on the statement of net position.

*Fund Financial Statements* - All governmental funds are accounted for using a flow of current financial resources measurement focus. With this measurement focus, only current assets and deferred outflows of resources and current liabilities and deferred inflows of resources generally are included on the balance sheet. The statement of revenues, expenditures and changes in fund balance reports on the sources (i.e., revenues and other financing sources) and uses (i.e., expenditures and other financing uses) of current financial resources. This approach differs from the manner in which the governmental activities of the government-wide financial statements are prepared. Governmental fund financial statements therefore include a reconciliation with brief explanations to better identify the relationship between the government-wide statements and the statements for governmental funds.

**FAIRFIELD UNION LOCAL SCHOOL DISTRICT  
FAIRFIELD COUNTY, OHIO**

**NOTES TO THE BASIC FINANCIAL STATEMENTS  
FOR THE FISCAL YEAR ENDED JUNE 30, 2020**

**NOTE 2 - SUMMARY OF SIGNIFICANT ACCOUNTING POLICIES - (Continued)**

**E. Basis of Accounting**

Basis of accounting determines when transactions are recorded in the financial records and reported on the financial statements. Government-wide financial statements and the financial statements of the proprietary and fiduciary funds are prepared using the accrual basis of accounting. Governmental funds use the modified accrual basis of accounting. Differences in the accrual and the modified accrual basis of accounting arise in the recognition of revenue, the recording of deferred inflows, and in the presentation of expenses versus expenditures.

*Revenues - Exchange and Nonexchange Transactions* - Revenue resulting from exchange transactions, in which each party gives and receives essentially equal value, is recorded on the accrual basis when the exchange takes place. On a modified accrual basis, revenue is recorded in the fiscal year in which the resources are measurable and become available. "Measurable" means the amount of the transaction can be determined, and "available" means that the resources are collectible within the current fiscal year, or are expected to be collected soon enough thereafter to be used to pay liabilities of the current fiscal year. For the District, available means expected to be received within sixty days of fiscal year-end.

Nonexchange transactions, in which the District receives value without directly giving equal value in return, include property taxes, grants, entitlements and donations. On the accrual basis, revenue from property taxes is recognized in the fiscal year for which the taxes are levied (See Note 7). Revenue from income taxes is recognized in the period in which the income is earned (See Note 6). Revenue from grants, entitlements and donations is recognized in the fiscal year in which all eligibility requirements have been satisfied. Eligibility requirements include timing requirements, which specify the year when the resources are required to be used or the year when use is first permitted; matching requirements, in which the District must provide local resources to be used for a specified purpose; and expenditure requirements, in which the resources are provided to the District on a reimbursement basis. On a modified accrual basis, revenue from nonexchange transactions must also be available before it can be recognized.

Under the modified accrual basis, the following revenue sources are considered to be both measurable and available at the fiscal year-end: property taxes available for advance, income taxes, grants and interest.

*Deferred Outflows of Resources and Deferred Inflows of Resources* - In addition to assets, the government-wide statement of net position will report a separate section for deferred outflows of resources. Deferred outflows of resources, represents a consumption of net position that applies to a future period and will not be recognized as an outflow of resources (expense/expenditure) until then. For the District, see Notes 14 and 15 for deferred outflows of resources related the District's net pension liability and net OPEB liability/asset, respectively. In addition, deferred outflows of resources include a deferred charge on debt refunding. A deferred charge on refunding results from the difference in the carrying value of refunded debt and its reacquisition price. This amount is deferred and amortized over the shorter of the life of the refunded or refunding debt.

**FAIRFIELD UNION LOCAL SCHOOL DISTRICT  
FAIRFIELD COUNTY, OHIO**

**NOTES TO THE BASIC FINANCIAL STATEMENTS  
FOR THE FISCAL YEAR ENDED JUNE 30, 2020**

**NOTE 2 - SUMMARY OF SIGNIFICANT ACCOUNTING POLICIES - (Continued)**

In addition to liabilities, both the government-wide statement of net position and the governmental fund financial statements report a separate section for deferred inflows of resources. Deferred inflows of resources represent an acquisition of net position that applies to a future period and will not be recognized as an inflow of resources (revenue) until that time. For the District, deferred inflows of resources include property taxes, pension, other postemployment benefit and unavailable revenue. Property taxes represent amounts for which there is an enforceable legal claim as of June 30, 2020, but which were levied to finance fiscal year 2021 operations. These amounts have been recorded as a deferred inflow of resources on both the government-wide statement of net position and the governmental fund financial statements. Unavailable revenue is reported only on the governmental funds balance sheet, and represents receivables which will not be collected within the available period. For the District, unavailable revenue includes, but is not limited to, delinquent property taxes, income taxes and intergovernmental grants. These amounts are deferred and recognized as an inflow of resources in the period the amounts become available.

For the District, see Notes 14 and 15 for deferred inflows of resources related to the District's net pension liability and net OPEB liability/asset, respectively. This deferred inflow of resources is only reported on the government-wide statement of net position. In addition, deferred outflows of resources include a deferred charge on debt refunding.

*Expenses/Expenditures* - On the accrual basis of accounting, expenses are recognized at the time they are incurred. The entitlement value of donated commodities used during the year is reported in the fund financial statements as an expenditure with a like amount reported as intergovernmental revenue.

The measurement focus of governmental fund accounting is on decreases in net financial resources (expenditures) rather than expenses. Expenditures are generally recognized in the accounting period in which the related fund liability is incurred, if measurable. Allocations of cost, such as depreciation and amortization, are not recognized in governmental funds.

**F. Cash and Investments**

To improve cash management, cash received by the District is pooled. Monies for all funds are maintained in this pool. Individual fund integrity is maintained through District records. Each fund's interest in the pool is presented as "equity in pooled cash and cash equivalents" on the financial statements.

During fiscal year 2020, investments were limited to negotiable certificates of deposit (CDs), Federal Farm Credit Bank (FFCB) securities, Federal Home Loan Mortgage Corporation (FHLMC), commercial paper, a U.S. Government money market fund, and STAR Ohio. Except for nonparticipating investment contracts, investments are reported at fair value which is based on quoted market prices. Nonparticipating investment contracts such as repurchase agreements and nonnegotiable certificates of deposit are reported at cost.

The District's investment in STAR Ohio is an investment pool managed by the State Treasurer's Office, which allows governments within the State to pool their funds for investment purposes. STAR Ohio is not registered with the SEC as an investment company and is recognized as an external investment pool by the District. The District measures their investment in STAR Ohio at the net asset value (NAV) per share provided by STAR Ohio. The NAV per share is calculated on an amortized cost basis that provides a NAV per share that approximates fair value.

**FAIRFIELD UNION LOCAL SCHOOL DISTRICT  
FAIRFIELD COUNTY, OHIO**

**NOTES TO THE BASIC FINANCIAL STATEMENTS  
FOR THE FISCAL YEAR ENDED JUNE 30, 2020**

**NOTE 2 - SUMMARY OF SIGNIFICANT ACCOUNTING POLICIES - (Continued)**

For fiscal year 2020, there were no limitation or restrictions on any participant withdrawals due to redemption notice periods, liquidity fees, or redemption gates. However, notice must be given 24 hours in advance of all deposits and withdrawals exceeding \$25 million. STAR Ohio reserves the right to limit the transaction to \$100 million, requiring the excess amount to be transacted the following business days(s), but only to the \$100 million limit. All accounts of the participant will be combined for these purposes.

Following Ohio statutes, the Board of Education has, by resolution, specified the funds to receive an allocation of interest earnings. Interest revenue credited to the general fund during fiscal year 2020 amounted to \$538,028, which includes \$257,088 assigned from other District funds.

Investments of the cash management pool and investments with original maturities of three months or less at the time they are purchased by the District are presented on the financial statements as cash and cash equivalents.

An analysis of the District's investments at year-end is provided in Note 4.

**G. Inventory**

On government-wide and fund financial statements, purchased inventories are presented at the lower of cost or market and donated commodities are presented at their entitlement value. Inventories are recorded on a first-in, first-out basis and are expensed when used. Inventories are accounted for using the consumption method on the government-wide statements and the fund financial statements.

On the fund financial statements, reported material and supplies inventory is equally offset by a nonspendable fund balance in the governmental funds which indicates that it does not constitute available spendable resources even though it is a component of net current assets.

**H. Capital Assets**

General capital assets are associated with and generally arise from governmental activities. These assets generally result from expenditures in the governmental funds. These assets are reported in the governmental activities column of the government-wide statement of net position, but are not reported in the fund financial statements.

All capital assets are capitalized at cost (or estimated historical cost) and updated for additions and retirements during the year. Donated capital assets are recorded at their acquisition value as of the date received. The District's capitalization is \$5,000. The District does not possess any infrastructure. Improvements are capitalized; the normal maintenance and repairs that do not add to the value of the asset or materially extend an asset's life are not capitalized.

All reported capital assets, except land, are depreciated. Improvements are depreciated over the remaining useful lives of the related capital assets. Depreciation is computed using the straight-line method over the following useful lives:

**FAIRFIELD UNION LOCAL SCHOOL DISTRICT  
FAIRFIELD COUNTY, OHIO**

NOTES TO THE BASIC FINANCIAL STATEMENTS  
FOR THE FISCAL YEAR ENDED JUNE 30, 2020

**NOTE 2 - SUMMARY OF SIGNIFICANT ACCOUNTING POLICIES - (Continued)**

<u>Description</u>	Governmental Activities <u>Estimated Lives</u>
Land improvements	15 - 30 years
Buildings and improvements	15 - 99 years
Furniture and equipment	5 - 20 years
Vehicles	5 - 15 years
Library Books and Textbooks	10 years

**I. Compensated Absences**

Compensated absences of the District consist of vacation leave and sick leave to the extent that payments to the employee for these absences are attributable to services already rendered and are not contingent on a specific event that is outside the control of the District and the employee.

In accordance with the provisions of GASB Statement No. 16, “Accounting for Compensated Absences”, a liability for vacation leave is accrued if a) the employees’ rights to payment are attributable to services already rendered; and b) it is probable that the employer will compensate the employees for the benefits through paid time off or other means, such as cash payment at termination or retirement. An accrual for earned sick leave is made to the extent that it is probable that the benefits will result in termination (severance) benefits. A liability for sick leave is accrued using the vesting method; i.e., the liability is based on the sick leave accumulated at June 30, 2020, by those employees who are currently eligible to receive termination (severance) payments, as well as those employees expected to become eligible in the future, all employees at least 45 years of age with 10 years of service were considered expected to become eligible to retire in accordance with GASB Statement No. 16.

The total liability for vacation and sick leave payments has been calculated using pay rates in effect at June 30, 2020 and reduced to the maximum payment allowed by labor contract and/or statute, plus any applicable additional salary related payments.

The entire compensated absence liability is reported on the government-wide financial statements.

For governmental fund financial statements, the current portion of unpaid compensated absences is the amount expected to be paid using expendable available resources. These amounts are recorded in the account “compensated absences payable” in the fund from which the employees who have accumulated unpaid leave are paid. The noncurrent portion of the liability is not reported.

**J. Unamortized Bond Premium and Deferred Charges**

Bond premiums are deferred and amortized over the term of the bonds using the straight-line method which approximates the effective interest method. Bond premiums are presented as an addition to the face amount of the bonds.

On the governmental fund financial statements, bond premiums are recognized in the current period. A reconciliation between the bonds face value and the amount reported on the statement of net position is presented in Note 11.A.

**FAIRFIELD UNION LOCAL SCHOOL DISTRICT  
FAIRFIELD COUNTY, OHIO**

**NOTES TO THE BASIC FINANCIAL STATEMENTS  
FOR THE FISCAL YEAR ENDED JUNE 30, 2020**

**NOTE 2 - SUMMARY OF SIGNIFICANT ACCOUNTING POLICIES - (Continued)**

For bond refunds resulting in defeasance of the debt reported in the government-wide financial statements, the difference between the reacquisition price and the net carrying amount of the old debt is deferred and amortized as a component of interest expense. This accounting gain or loss is amortized over the remaining life of the old debt or the life of the new debt, whichever is shorter, and is presented as a deferred outflow of resources.

**K. Accrued Liabilities and Long-Term Liabilities**

All payables, accrued liabilities and long-term liabilities are reported in the government-wide financial statements.

In general, governmental fund payables and accrued liabilities that, once incurred, are paid in a timely manner and in full from current financial resources, are reported as obligations of the funds. However, claims and judgments, net pension and other postemployment benefit liabilities and compensated absences that will be paid from governmental funds are reported as a liability in the fund financial statements only to the extent that they are due for payment in the current year. Capital leases, bonds and long-term notes are recognized as a liability on the fund financial statements when due. Net pension/OPEB liability should be recognized in the governmental funds to the extent that benefit payments are due and payable and the pension/OPEB plan's fiduciary net position is not sufficient for payment of those benefits.

**L. Net Position**

Net position represents the difference between assets and deferred outflows and liabilities and deferred inflows. The net position component "net investment in capital assets," consists of capital assets, net of accumulated depreciation, reduced by the outstanding balances of any borrowing used for the acquisition, construction or improvement of those assets. Deferred outflows of resources and deferred inflows of resources that are attributable to the acquisition, construction or improvement of those assets or related debt also should be included in this component of net position. Net position is reported as restricted when there are limitations imposed on its use either through the enabling legislation adopted by the District or through external restrictions imposed by creditors, grantors or laws or regulations of other governments. The amount restricted for other purposes is restricted for food service and special trust activities.

The District applies restricted resources first when an expense is incurred for purposes for which both restricted and unrestricted net position is available.

**M. Fund Balance**

Fund balance is divided into five classifications based primarily on the extent to which the District is bound to observe constraints imposed upon the use of the resources in the governmental funds. The classifications are as follows:

*Nonspendable* - The nonspendable fund balance classification includes amounts that cannot be spent because they are not in spendable form or legally required to be maintained intact. The "not in spendable form" criterion includes items that are not expected to be converted to cash. It also includes the long-term amount of loans receivable in the general fund.



**FAIRFIELD UNION LOCAL SCHOOL DISTRICT  
FAIRFIELD COUNTY, OHIO**

**NOTES TO THE BASIC FINANCIAL STATEMENTS  
FOR THE FISCAL YEAR ENDED JUNE 30, 2020**

**NOTE 2 - SUMMARY OF SIGNIFICANT ACCOUNTING POLICIES - (Continued)**

Restricted - Fund balance is reported as restricted when constraints are placed on the use of resources that are either externally imposed by creditors (such as through debt covenants), grantors, contributors, or laws or regulations of other governments, or imposed by law through constitutional provisions or enabling legislation.

Committed - The committed fund balance classification includes amounts that can be used only for the specific purposes imposed by a formal action (resolution) of the District Board of Education (the highest level of decision making authority). Those committed amounts cannot be used for any other purpose unless the District Board of Education removes or changes the specified use by taking the same type of action (resolution) it employed to previously commit those amounts. Committed fund balance also incorporates contractual obligations to the extent that existing resources in the fund have been specifically committed for use in satisfying those contractual requirements.

Assigned - Amounts in the assigned fund balance classification are intended to be used by the District for specific purposes, but do not meet the criteria to be classified as restricted nor committed. In governmental funds other than the general fund, assigned fund balance represents the remaining amount that is not restricted or committed. In the general fund, assigned amounts represent intended uses established by policies of the District Board of Education, which includes giving the Treasurer the authority to constrain monies for intended purposes.

Unassigned - Unassigned fund balance is the residual classification for the general fund and includes all spendable amounts not contained in the other classifications. In other governmental funds, the unassigned classification is only used to report a deficit fund balance resulting from overspending for specific purposes for which amounts had been restricted, committed, or assigned.

The District applies restricted resources first when expenditures are incurred for purposes for which restricted and unrestricted (committed, assigned, and unassigned) fund balance is available. Similarly, within unrestricted fund balance, committed amounts are reduced first followed by assigned, and then unassigned amounts when expenditures are incurred for purposes for which amounts in any of the unrestricted fund balance classifications could be used.

**N. Operating Revenues and Expenses**

Operating revenues are those revenues that are generated directly from the primary activity of the proprietary fund. For the District, these revenues are charges for services for the self-insurance program. Operating expenses are necessary costs incurred to provide the self-insurance service that is the primary activity of that fund. All revenues and expenses not meeting these definitions are classified as nonoperating.

**O. Interfund Transactions**

Exchange transactions between funds are reported as revenues in the seller funds and as expenditures in the purchaser funds. Flows of cash or goods from one fund to another without a requirement for repayment are reported as interfund transfers. Interfund transfers are reported as other financing sources/uses in governmental funds. Repayments from funds responsible for particular expenditures to the funds that initially paid for them are not presented on the financial statements. On fund financial statements, receivables and payables resulting from short-term interfund loans are classified as "due to/from other funds". These amounts are eliminated in the governmental activities column on the statement of net position.

**FAIRFIELD UNION LOCAL SCHOOL DISTRICT  
FAIRFIELD COUNTY, OHIO**

**NOTES TO THE BASIC FINANCIAL STATEMENTS  
FOR THE FISCAL YEAR ENDED JUNE 30, 2020**

**NOTE 2 - SUMMARY OF SIGNIFICANT ACCOUNTING POLICIES - (Continued)**

**P. Pensions/Other Postemployment Benefits (OPEB)**

For purposes of measuring the net pension/OPEB liability, net OPEB asset, deferred outflows of resources and deferred inflows of resources related pensions/OPEB, and pension/OPEB expense, information about the fiduciary net position of the pension/OPEB plans and additions to/deductions from their fiduciary net position have been determined on the same basis as they are reported by the pension/OPEB plan. For this purpose, benefit payments (including refunds of employee contributions) are recognized when due and payable in accordance with the benefit terms. The pension/OPEB plans report investments at fair value.

**Q. Extraordinary and Special Items**

Extraordinary items are transactions or events that are both unusual in nature and infrequent in occurrence. Special items are transactions or events that are within the control of the Board of Education and that are either unusual in nature or infrequent in occurrence. For the fiscal year 2020, the District reported no special or extraordinary items.

**R. Prepayments**

Certain payments to vendors reflect the costs applicable to future accounting periods and are recorded as prepaid items in both government-wide and fund financial statements. These items are reported as assets on the balance sheet using the consumption method. A current asset for the prepaid amounts is recorded at the time of the purchase and the expenditure/expense is reported in the year in which services are consumed.

On the fund financial statements, reported prepayments is equally offset by nonspendable fund balance in the governmental funds which indicates that it does not constitute available spendable resources even though it is a component of net current assets.

**S. Estimates**

The preparation of financial statements in conformity with generally accepted accounting principles requires management to make estimates and assumptions that affect the amounts reported on the financial statements and accompanying notes. Actual results may differ from those estimates.

**T. Budgetary Process**

All funds, other than the custodial fund, are legally required to be budgeted and appropriated. The major documents prepared are the tax budget, the appropriation resolution and the certificate of estimated resources, which are prepared on the budgetary basis of accounting. The tax budget demonstrates a need for existing or increased tax rates. The certificate of estimated resources establishes a limit on the amounts that the Board of Education may appropriate. The appropriation resolution is the Board's authorization to spend resources and sets annual limits on expenditures plus encumbrances at a level of control selected by the Board. The legal level of control has been established by the Board of Education at the fund level, although the District Treasurer has been authorized to allocate Board appropriations to the function and object level within each fund and function. The District has elected to present budgetary statement comparisons at the fund and function level of expenditures.

**FAIRFIELD UNION LOCAL SCHOOL DISTRICT  
FAIRFIELD COUNTY, OHIO**

NOTES TO THE BASIC FINANCIAL STATEMENTS  
FOR THE FISCAL YEAR ENDED JUNE 30, 2020

**NOTE 2 - SUMMARY OF SIGNIFICANT ACCOUNTING POLICIES - (Continued)**

The certificate of estimated resources may be amended during the year if projected increases or decreases in revenue are identified by the District Treasurer. The amounts reported as the original budgeted amounts in the budgetary statements reflect the amounts in the certificate when the appropriations were adopted. The amounts reported as the final budgeted amounts in the budgetary statements reflect the amounts in the final amended certificate issued during fiscal year 2020.

The appropriation resolution is subject to amendment by the Board throughout the year with the restriction that appropriations may not exceed estimated revenues. The amounts reported as the original budgeted amounts reflect the first appropriation for that fund that covered the entire fiscal year, including amounts automatically carried over from prior years. The amounts reported as the final budgeted amounts represent the final appropriation amounts passed by the Board during the year.

**U. Fair Value**

The District categorizes its fair value measurements within the fair value hierarchy established by generally accepted accounting principles. The hierarchy is based on the valuation inputs used to measure the fair value of the asset. Level 1 inputs are quoted prices in active markets for identical assets; Level 2 inputs are significant other observable inputs; Level 3 inputs are significant unobservable inputs.

**NOTE 3 - ACCOUNTABILITY AND COMPLIANCE**

**A. Change in Accounting Principles**

For fiscal year 2020, the School District has implemented GASB Statement No. 84, "Fiduciary Activities" and GASB Statement No. 90, "Majority Equity Interests - an amendment to GASB Statements No. 14 and No. 61".

GASB Statement No. 84 establishes specific criteria for identifying activities that should be reported as fiduciary activities and clarifies whether and how business-type activities should report their fiduciary activities. Due to the implementation of GASB Statement No. 84, the District will no longer be reporting agency funds. The District reviewed its agency funds and certain funds will be reported in the new fiduciary classification of custodial funds while others are reported as governmental funds. These fund reclassifications resulted in the restatement of the District's financial statements.

GASB Statement No. 90 improves the consistency and comparability of reporting a government's majority equity interest in a legally separate organization and improve the relevance of financial statement information for certain component units. It defines a majority equity interest and specifies that a majority equity interest in a legally separate organization should be reported as an investment if a government's holding of the equity interest meets the definition of an investment. The implementation of GASB Statement No. 90 did not have an effect on the financial statements of the District.

**FAIRFIELD UNION LOCAL SCHOOL DISTRICT  
FAIRFIELD COUNTY, OHIO**

NOTES TO THE BASIC FINANCIAL STATEMENTS  
FOR THE FISCAL YEAR ENDED JUNE 30, 2020

**NOTE 3 - ACCOUNTABILITY AND COMPLIANCE - (Continued)**

**B. Restatement of Net Position and Fund Balances**

The implementation of GASB 84 had the following effect on fund balance as reported at June 30, 2019:

	<u>General</u>	<u>Bond Retirement</u>	<u>Other Governmental Funds</u>	<u>Total Governmental Funds</u>
Fund Balance as previously reported	\$ 10,808,798	\$ 6,850,499	\$ 2,662,848	\$ 20,322,145
GASB Statement No. 84	<u>          -</u>	<u>          -</u>	<u>109,847</u>	<u>109,847</u>
Restated Fund Balance, at June 30, 2019	<u>\$ 10,808,798</u>	<u>\$ 6,850,499</u>	<u>\$ 2,772,695</u>	<u>\$ 20,431,992</u>

The implementation of the GASB 84 pronouncement had the following effect on the net position as reported at June 30, 2019:

	<u>Governmental Activities</u>
Net position as previously reported	\$ 41,127,935
GASB Statement No. 84	<u>109,847</u>
Restated net position at June 30, 2019	<u>\$ 41,237,782</u>

Due to the implementation of GASB Statement No.84, the new classification of custodial funds is reporting a beginning net position of \$22,644. Also, related to the implementation of GASB Statement No. 84, the District will no longer be reporting agency funds. At June 30, 2019, agency funds reported assets and liabilities of \$140,389.

**C. Deficit Fund Balances**

Fund balances at June 30, 2020 included the following individual fund deficits:

<u>Nonmajor funds</u>	<u>Deficit</u>
IDEA Part B	\$ 18,546
Title I	9,169
Improving Teacher Quality	1,958
Miscellaneous State Grants	1,206

The general fund is liable for any deficit in these funds and provides transfers when cash is required, not when accruals occur. The deficit fund balances resulted from adjustments for accrued liabilities.

**FAIRFIELD UNION LOCAL SCHOOL DISTRICT  
FAIRFIELD COUNTY, OHIO**

**NOTES TO THE BASIC FINANCIAL STATEMENTS  
FOR THE FISCAL YEAR ENDED JUNE 30, 2020**

**NOTE 4 - DEPOSITS AND INVESTMENTS**

The District maintains a cash and investment pool used by all funds. Each fund type's portion of this pool is displayed on the basic financial statements as "equity in pooled cash and cash equivalents". Statutes require the classification of monies held by the District into three categories.

Active deposits are public deposits necessary to meet current demands on the treasury. Such monies must be maintained either as cash in the District treasury, in commercial accounts payable or withdrawable on demand, including negotiable order of withdrawal (NOW) accounts, or in money market deposit accounts.

Inactive deposits are public deposits the Board of Education has identified as not required for use within the current five-year period of designation of depositories. Inactive deposits must either be evidenced by certificates of deposit maturing not later than the end of the current period of designation of depositories, or by savings or deposit accounts including, but not limited to, passbook accounts.

Interim deposits are deposits of interim monies. Interim monies are those monies which are not needed for immediate use, but which will be needed before the end of the current period of designation of depositories.

Interim deposits must be evidenced by time certificates of deposit maturing not more than one year from the date of deposit or by savings accounts, including passbook accounts.

Interim monies may be deposited or invested in the following securities:

1. United States Treasury Notes, Bills, Bonds, or any other obligation or security issued by the United States Treasury or any other obligation guaranteed as to principal and interest by the United States;
2. Bonds, notes, debentures, or any other obligations or securities issued by any federal government agency or instrumentality, including, but not limited to, the Federal National Mortgage Association, Federal Home Loan Bank, Federal Farm Credit Bank, Federal Home Loan Mortgage Corporation, and Government National Mortgage Association. All federal agency securities shall be direct issuances of federal government agencies or instrumentalities;
3. Written repurchase agreements in the securities listed above provided that the fair value of the securities subject to the repurchase agreement must exceed the principal value of the agreement by at least two percent and be marked to market daily and that the term of the agreement must not exceed thirty days;
4. Bonds and other obligations of the State of Ohio, and with certain limitations including a requirement for maturity within ten years from the date of settlement, bonds and other obligations of political subdivisions of the State of Ohio, if training requirements have been met;
5. Time certificates of deposit or savings or deposit accounts including, but not limited to, passbook accounts;
6. No-load money market mutual funds consisting exclusively of obligations described in items (1) and (2) above and repurchase agreements secured by such obligations, provided that investments in securities described in this division are made only through eligible institutions;
7. The State Treasurer's investment pool, the State Treasury Asset Reserve of Ohio (STAR Ohio);

**FAIRFIELD UNION LOCAL SCHOOL DISTRICT  
FAIRFIELD COUNTY, OHIO**

**NOTES TO THE BASIC FINANCIAL STATEMENTS  
FOR THE FISCAL YEAR ENDED JUNE 30, 2020**

**NOTE 4 - DEPOSITS AND INVESTMENTS - (Continued)**

8. Certain bankers' acceptances (for a period not to exceed one hundred eighty days) and commercial paper notes (for a period not to exceed two hundred seventy days) in an amount not to exceed 40 percent of the interim monies available for investment at any one time if training requirements have been met; and,

Protection of the deposits is provided by the Federal Deposit Insurance Corporation (FDIC), by eligible securities pledged by the financial institution as security for repayment, or by the financial institutions participation in the Ohio Pooled Collateral System (OPCS), a collateral pool of eligible securities deposited with a qualified trustee and pledged to the Treasurer of State to secure the repayment of all public monies deposited in the financial institution.

Investments in stripped principal or interest obligations, reverse repurchase agreements and derivatives are prohibited. The issuance of taxable notes for the purpose of arbitrage, the use of leverage and short selling are also prohibited. Except as noted above, an investment must mature within five years from the date of purchase unless matched to a specific obligation or debt of the District, and must be purchased with the expectation that it will be held to maturity. Investments may only be made through specified dealers and institutions. Payment for investments may be made only upon delivery of the securities representing the investments to the Treasurer or, if the securities are not represented by a certificate, upon receipt of confirmation of transfer from the custodian.

**A. Cash with Fiscal Agent**

The District is self-insured through a fiscal agent. The money held by the fiscal agent cannot be identified as an investment or deposit, since it is held in a pool made up of numerous participants. The amount held by the fiscal agent at June 30, 2020 was \$338,746. This amount is not included in the "deposits" or "investments" reported below.

**B. Deposits with Financial Institutions**

At June 30, 2020, the carrying amount of all District deposits was \$4,201,738. Based on the criteria described in GASB Statement No. 40, "Deposits and Investment Risk Disclosures", as of June 30, 2020, \$4,197,632 of the District's bank balance of \$4,447,632 was exposed to custodial risk as discussed below, while \$250,000 was covered by the FDIC.

Custodial credit risk is the risk that, in the event of bank failure, the District will not be able to recover deposits or collateral securities that are in the possession of an outside party. The District has no deposit policy for custodial credit risk beyond the requirements of State statute. Ohio law requires that deposits either be insured or protected by (1) eligible securities pledged to the District and deposited with a qualified trustee by the financial institution as security for repayment whose fair value at all times shall be at least 105 percent of the deposits being secured, or (2) participation in the Ohio Pooled Collateral System (OPCS), a collateral pool of eligible securities deposited with a qualified trustee and pledged to the Treasurer of State to secure the repayment of all public monies deposited in the financial institution. OPCS requires the total fair value of the securities pledged to be 102 percent of the deposits being secured or a rate set by the Treasurer of State. For fiscal year 2020, the District's financial institutions did not participate in the OPCS. Although all statutory requirements for the deposit of money had been followed, noncompliance with Federal requirements could potentially subject the District to a successful claim by the FDIC.

**FAIRFIELD UNION LOCAL SCHOOL DISTRICT  
FAIRFIELD COUNTY, OHIO**

NOTES TO THE BASIC FINANCIAL STATEMENTS  
FOR THE FISCAL YEAR ENDED JUNE 30, 2020

**NOTE 4 - DEPOSITS AND INVESTMENTS - (Continued)**

**C. Investments**

As of June 30, 2020, the District had the following investment and maturity:

Measurement/ Investment type	Measurement Value	Investment Maturities				
		6 months or less	7 to 12 months	13 to 18 months	19 to 24 months	24 months or greater
<i>Fair Value:</i>						
FHLMC	\$ 1,751,337	\$ -	\$ -	\$ -	\$ -	\$ 1,751,337
FFCB	115,032	-	-	-	-	115,032
U.S. Government money market fund	7,467	7,467	-	-	-	-
Commercial paper	2,014,348	2,014,348	-	-	-	-
Negotiable CDs	11,349,130	-	1,992,757	755,193	2,237,916	6,363,264
<i>Amortized Cost:</i>						
STAR Ohio	3,538,934	3,538,934	-	-	-	-
Total	<u>\$ 18,776,248</u>	<u>\$ 5,560,749</u>	<u>\$ 1,992,757</u>	<u>\$ 755,193</u>	<u>\$ 2,237,916</u>	<u>\$ 8,229,633</u>

The weighted average of maturity of investments is 1.95 years.

The District's investments in U.S. Government money market mutual funds are valued using quoted market prices in active markets (Level 1 inputs). The District's investments in negotiable certificates of deposit, federal agency securities, and commercial paper are valued using quoted market prices that are not considered to be active, dealer quotations or alternative pricing sources for similar assets or liabilities for which all significant inputs are observable, either directly or indirectly (Level 2 inputs).

*Interest Rate Risk:* As a means of limiting its exposure to fair value losses arising from rising interest rates and according to State law, the District's investment policy limits investment portfolio maturities to five years or less.

*Credit Risk:* The District's investments in commercial paper were rated P-1 by Moody's Investor Services. The District's investments in federal agency securities were rated AA+ and Aaa by Standard & Poor's and Moody's Investor Services, respectively. Standard & Poor's has assigned STAR Ohio and the U.S. Government money market an AAAM money market rating. Ohio Law requires that STAR Ohio maintain the highest rating provided by at least one nationally recognized standard rating service. The negotiable CD's are fully covered by the FDIC and are not rated. The District's investment policy does not specifically address credit risk beyond the adherence to all relevant sections of the Ohio Revised Code.

*Custodial Credit Risk:* For an investment, custodial credit risk is the risk that, in the event of the failure of the counterparty, the District will not be able to recover the value of its investments or collateral securities that are in the possession of an outside party. The District has no investment policy dealing with investment custodial risk beyond the requirement in State statute that prohibits payment for investments prior to the delivery of the securities representing such investments to the Treasurer or qualified trustee.

**FAIRFIELD UNION LOCAL SCHOOL DISTRICT  
FAIRFIELD COUNTY, OHIO**

NOTES TO THE BASIC FINANCIAL STATEMENTS  
FOR THE FISCAL YEAR ENDED JUNE 30, 2020

**NOTE 4 - DEPOSITS AND INVESTMENTS - (Continued)**

*Concentration of Credit Risk:* The District places no limit on the amount that may be invested in any one issuer. The following table includes the percentage of each investment type held by the District at June 30, 2020:

<u>Measurement/ Investment type</u>	<u>Measurement Value</u>	<u>% of Total</u>
<i>Fair Value:</i>		
FHLMC	\$ 1,751,337	9.33
FFCB	115,032	0.61
U.S. Government money market fund	7,467	0.04
Commercial paper	2,014,348	10.73
Negotiable CDs	11,349,130	60.44
<i>Amortized Cost:</i>		
STAR Ohio	<u>3,538,934</u>	<u>18.85</u>
U.S. Government money market fund	<u>\$ 18,776,248</u>	<u>100.00</u>

**D. Reconciliation of Cash and Investments to the Statement of Net Position**

The following is a reconciliation of cash and investments as reported in the note above to cash and cash equivalents as reported on the statement of net position as of June 30, 2020:

<u>Cash and investments per note</u>	
Carrying amount of deposits	\$ 4,201,738
Investments	18,776,248
Cash with fiscal agent	<u>338,746</u>
Total	<u>\$ 23,316,732</u>
<u>Cash and cash equivalents per statement of net position</u>	
Governmental activities	<u>\$ 23,316,732</u>
Total	<u>\$ 23,316,732</u>

**NOTE 5 - INTERFUND TRANSACTIONS**

**A. Interfund Transfers**

Interfund transfers for the year ended June 30, 2020, consisted of the following, as reported on the fund financial statement:

<u>Transfers from general fund to:</u>	<u>Amount</u>
Bond Retirement	<u>\$ 1,945,500</u>

Transfers are used to (1) move revenues from the fund that statute or budget requires to collect them to the fund that statute or budget requires to expend them, and (2) use unrestricted revenues collected in the general fund to finance various programs accounted for in other funds in accordance with budgetary authorizations. All transfers were made in compliance with Ohio Revised Code Sections 5705.14, 5705.15 and 5705.16.



**FAIRFIELD UNION LOCAL SCHOOL DISTRICT  
FAIRFIELD COUNTY, OHIO**

**NOTES TO THE BASIC FINANCIAL STATEMENTS  
FOR THE FISCAL YEAR ENDED JUNE 30, 2020**

**NOTE 5 - INTERFUND TRANSACTIONS - (Continued)**

**B. Interfund Loan Balances**

Interfund loan balances for the year ended June 30, 2020, consisted of the following, as reported on the fund financial statement:

<u>Due from non-major governmental funds to:</u>	<u>Amount</u>
General Fund	\$ 179,948

The primary purpose of the amount due to the general fund from the nonmajor governmental funds was to eliminate negative cash balances. The amount will be repaid once received.

The District may maintain negative cash balances in nonmajor special revenue funds if two criteria are met: (1) the General Fund must have available and unencumbered funds to cover the negative amounts; and (2) a reimbursement request must have been submitted by fiscal year-end. The District met these two requirements for these funds and are in compliance with Ohio Revised Code Section 3315.20.

Amounts due to/from between governmental funds are eliminated on the government-wide statements.

**NOTE 6 - SCHOOL INCOME TAXES**

The District currently benefits from a 2.00% income tax, which is assessed on all residents of the District. The District apportions the proceeds to the general fund and earmarks a portion to be used for classroom facilities maintenance (a nonmajor governmental fund). During fiscal year 2020, the District received \$4,911,026 from the school income tax on the government-wide financial statements.

**NOTE 7 - PROPERTY TAXES**

Property taxes are levied and assessed on a calendar year basis while the District fiscal year runs from July through June. First half tax collections are received by the District in the second half of the fiscal year. Second half tax distributions occur in the first half of the following fiscal year.

Property taxes include amounts levied against all real property and public utility property. Real property tax revenues received in calendar year 2020 represent the collection of calendar year 2019 taxes. Real property taxes received in calendar year 2020 were levied after April 1, 2019, on the assessed values as of January 1, 2019, the lien date. Assessed values for real property taxes are established by State statute at 35 percent of appraised fair value. Real property taxes are payable annually or semiannually. If paid annually, payment is due December 31; if paid semiannually, the first payment is due December 31, with the remainder payable by June 20. Under certain circumstances, State statute permits alternate payment dates to be established. Public utility property tax revenues received in calendar year 2020 represent the collection of calendar year 2019 taxes. Public utility real and personal property taxes received in calendar year 2020 became a lien on December 31, 2018, were levied after April 1, 2019, and are collected with real property taxes. Public utility real property is assessed at 35 percent of true value; public utility tangible personal property is currently assessed at varying percentages of true value.

**FAIRFIELD UNION LOCAL SCHOOL DISTRICT  
FAIRFIELD COUNTY, OHIO**

**NOTES TO THE BASIC FINANCIAL STATEMENTS  
FOR THE FISCAL YEAR ENDED JUNE 30, 2020**

**NOTE 7 - PROPERTY TAXES - (Continued)**

The District receives property taxes from Fairfield, Hocking and Perry Counties. The County Auditor periodically advances to the District its portion of the taxes collected. Second-half real property tax payments collected by the County by June 30, 2020, are available to finance fiscal year 2020 operations. The amount available as an advance at June 30, 2020 was \$430,799 in the general fund, \$40,776 in the bond retirement fund and \$17,766 in the permanent improvement fund (a nonmajor governmental fund). This amount is recorded as revenue. The amount available for advance at June 30, 2019 was \$513,381 in the general fund, \$45,432 in the bond retirement fund and \$27,304 in the permanent improvement fund (a nonmajor governmental fund). The amount of second-half real property taxes available for advance at fiscal year-end can vary based on the date the tax bills are sent.

Accrued property taxes receivable includes real property, public utility property and delinquent tangible personal property taxes which are measurable as of June 30, 2020 and for which there is an enforceable legal claim. Although total property tax collections for the next fiscal year are measurable, only the amount of real property taxes available as an advance at June 30 was levied to finance current fiscal year operations and is reported as revenue at fiscal year-end. The portion of the receivable not levied to finance current fiscal year operations is offset by a credit to deferred inflows.

On the accrual basis of accounting, collectible delinquent property taxes have been recorded as a receivable and revenue, while on a modified accrual basis of accounting the revenue has been reported as a deferred inflow.

The assessed values upon which the fiscal year 2020 taxes were collected are:

	2019 Second Half Collections		2020 First Half Collections	
	<u>Amount</u>	<u>Percent</u>	<u>Amount</u>	<u>Percent</u>
Agricultural/residential and other real estate	\$ 231,348,880	88.34	\$ 264,429,530	85.29
Public utility personal	<u>30,537,850</u>	<u>11.66</u>	<u>45,591,650</u>	<u>14.71</u>
Total	<u>\$ 261,886,730</u>	<u>100.00</u>	<u>\$ 310,021,180</u>	<u>100.00</u>
Tax rate per \$1,000 of assessed valuation	\$ 43.50		\$ 44.30	

**NOTE 8 – RECEIVABLES**

Receivables at June 30, 2020 consisted of taxes, accrued interest and intergovernmental grants and entitlements. All receivables are considered collectible in full due to the ability to foreclose for the nonpayment of taxes, the stable condition of State programs and the current year guarantee of federal funds. A summary of the principal items of receivables reported on the statement of net position follows:

**Governmental activities:**

Property taxes	\$ 7,347,732
Income taxes	1,812,997
Accrued interest	25,634
Intergovernmental	<u>355,588</u>
Total	<u>\$ 9,541,951</u>

**FAIRFIELD UNION LOCAL SCHOOL DISTRICT  
FAIRFIELD COUNTY, OHIO**

NOTES TO THE BASIC FINANCIAL STATEMENTS  
FOR THE FISCAL YEAR ENDED JUNE 30, 2020

**NOTE 8 – RECEIVABLES - (Continued)**

Receivables have been disaggregated on the face of the basic financial statements. All receivables are expected to be collected within the subsequent year.

**NOTE 9 - CAPITAL ASSETS**

Capital asset activity for the fiscal year ended June 30, 2020, was as follows:

	<u>Balance</u> <u>06/30/19</u>	<u>Additions</u>	<u>Deductions</u>	<u>Balance</u> <u>06/30/20</u>
<b>Governmental activities:</b>				
<i>Capital assets, not being depreciated:</i>				
Land	\$ 356,747	\$ -	\$ -	\$ 356,747
Total capital assets, not being depreciated	<u>356,747</u>	<u>-</u>	<u>-</u>	<u>356,747</u>
<i>Capital assets, being depreciated:</i>				
Land improvements	1,892,905	-	-	1,892,905
Buildings and improvements	64,712,715	-	-	64,712,715
Furniture and equipment	2,352,601	-	-	2,352,601
Vehicles	1,844,750	200,378	(62,060)	1,983,068
Library books and textbooks	494,837	-	-	494,837
Total capital assets, being depreciated	<u>71,297,808</u>	<u>200,378</u>	<u>(62,060)</u>	<u>71,436,126</u>
<i>Less: accumulated depreciation:</i>				
Land improvements	(761,201)	(94,645)	-	(855,846)
Buildings and improvements	(5,781,503)	(654,763)	-	(6,436,266)
Furniture and equipment	(1,293,893)	(156,770)	-	(1,450,663)
Vehicles	(1,108,668)	(150,488)	62,060	(1,197,096)
Library books and textbooks	(494,837)	-	-	(494,837)
Total accumulated depreciation	<u>(9,440,102)</u>	<u>(1,056,666)</u>	<u>62,060</u>	<u>(10,434,708)</u>
Governmental activities capital assets, net	<u>\$ 62,214,453</u>	<u>\$ (856,288)</u>	<u>\$ -</u>	<u>\$ 61,358,165</u>

**FAIRFIELD UNION LOCAL SCHOOL DISTRICT  
FAIRFIELD COUNTY, OHIO**

NOTES TO THE BASIC FINANCIAL STATEMENTS  
FOR THE FISCAL YEAR ENDED JUNE 30, 2020

**NOTE 9 - CAPITAL ASSETS - (Continued)**

Depreciation expense was charged to governmental functions as follows:

<u>Instruction:</u>	
Regular	\$ 470,784
Special	28,468
Vocational	14,543
<u>Support services:</u>	
Pupil	20,864
Instructional staff	55,064
Board of Education	339
Administration	24,083
Fiscal	4,338
Operations and maintenance	51,041
Pupil transportation	165,389
Extracurricular activities	160,945
Food service operations	60,808
Total depreciation expense	<u>\$ 1,056,666</u>

**NOTE 10 - LEASES - LESSEE DISCLOSURE**

- A. Capitalized Leases - During prior years, the District entered into capital leases for the acquisition of school buses and copiers. Capital lease payments have been reclassified and are reflected as debt service expenditures in the fund financial statements for the governmental funds. These expenditures are reflected as program/function expenditures on a budgetary basis.

Capital assets acquired by lease have been capitalized in an amount equal to the present value of the future minimum lease payments at the time of acquisition. A corresponding liability has been recorded as a long-term obligation. Principal payments in fiscal year 2020 totaled \$47,616 in the general fund.

The following is a schedule of the future minimum lease payments required under the capital lease and the present value of the future minimum lease payments as of June 30, 2020:

<u>Year Ending June 30</u>	<u>Amount</u>
2021	\$ 51,830
2022	<u>30,234</u>
Total minimum lease payments	82,064
Less: amount representing interest	<u>(2,673)</u>
Present value of minimum lease payments	<u>\$ 79,391</u>

- B. Lease Purchase - During a prior year, the District entered into a lease purchase agreement for energy conservation projects of school facilities. This is a direct borrowing with Vinton County Bank. Lease purchase payments have been reclassified and are reflected as debt service expenditures in the fund financial statements for the governmental funds. These expenditures are reflected as program/function expenditures on a budgetary basis.

**FAIRFIELD UNION LOCAL SCHOOL DISTRICT  
FAIRFIELD COUNTY, OHIO**

NOTES TO THE BASIC FINANCIAL STATEMENTS  
FOR THE FISCAL YEAR ENDED JUNE 30, 2020

**NOTE 10 - LEASES - LESSEE DISCLOSURE - (Continued)**

This project is considered maintenance and is not included in capital assets. A corresponding liability has been recorded as a long-term obligation. Principal payments in fiscal year 2020 totaled \$67,000 in the general fund.

The following is a schedule of the future minimum lease payments required under the lease agreement and the present value of the future minimum lease payments as of June 30, 2020:

<u>Year Ending June 30</u>	<u>Amount</u>
2021	\$ 105,358
2022	105,425
2023	104,905
2024	105,315
2025	106,620
2026 - 2030	534,405
2031 - 2032	<u>210,570</u>
Total minimum lease payment	1,272,598
Less: amount representing interest	<u>(248,098)</u>
Present value of minimum lease payments	<u><u>\$ 1,024,500</u></u>

**NOTE 11 - LONG-TERM OBLIGATIONS**

A. During the fiscal year 2020, the following changes occurred in governmental activities long-term obligations.

	<u>Interest Rate</u>	<u>Balance 07/01/19</u>	<u>Increase</u>	<u>Decrease</u>	<u>Balance 06/30/20</u>	<u>Amount Due in One Year</u>
<u>Governmental activities:</u>						
Series 2012 refunding bonds	2.0 - 3.0%	\$ 7,269,621	\$ 50,379	\$ (7,320,000)	\$ -	
Series 2014 refunding bonds	1.0 - 3.0%	9,035,000	-	(925,000)	8,110,000	975,000
Series 2015 refunding bonds	1.0 - 3.0%	4,470,000	-	-	4,470,000	30,000
Series 2020 refunding bonds	1.85%	-	6,990,000	-	6,990,000	341,000
Net pension liability	N/A	21,335,147	432,511	-	21,767,658	-
Net OPEB liability	N/A	2,269,131	-	(235,496)	2,033,635	-
Capital leases payable	N/A	127,007	-	(47,616)	79,391	49,556
Lease purchase agreement - Direct borrowing	3.50%	1,091,500	-	(67,000)	1,024,500	69,500
Compensated absences	N/A	<u>1,092,203</u>	<u>169,946</u>	<u>(222,364)</u>	<u>1,039,785</u>	<u>143,420</u>
Total governmental activities		<u>\$ 46,689,609</u>	<u>\$ 7,642,836</u>	<u>\$ (8,817,476)</u>	45,514,969	<u>\$ 1,608,476</u>
Add: unamortized premium on bonds					<u>306,082</u>	
Total on statement of net position					<u>\$ 45,821,051</u>	

The District's notes and bonds are paid from the bond retirement fund. The capital leases and lease purchase agreement are all paid from the General Fund. The compensated absences are paid from the fund from which the respective employees' salaries are paid. See Note 14 for detail on the net pension liability. See Note 15 for detail on net OPEB liability.

**FAIRFIELD UNION LOCAL SCHOOL DISTRICT  
FAIRFIELD COUNTY, OHIO**

NOTES TO THE BASIC FINANCIAL STATEMENTS  
FOR THE FISCAL YEAR ENDED JUNE 30, 2020

**NOTE 11 - LONG-TERM OBLIGATIONS - (Continued)**

Series 2012 Refunding Bond - On October 2, 2012, the District issued general obligation bonds (Series 2012 Refunding Bonds) to advance refund \$7,455,000 of the Series 2006 general obligation bonds. The issuance proceeds were used to purchase securities which were placed in an irrevocable trust to provide resources for all future debt service payments on the refunded debt. This refunded debt is considered defeased (in-substance) and accordingly, has been removed from the statement of net position.

The refunding issue is comprised of both current interest bonds, par value \$7,215,000, and capital appreciation bonds, par value \$239,553. The interest rates on the current interest bonds range from 2.0% to 3.0%. The capital appreciation bonds mature annually on December 1, 2015 through December 1, 2019 (interest rate 36.30%), at a redemption price equal to 100% of the principal, plus accrued interest to the redemption date. The accreted value at maturity for the capital appreciation bonds is \$1,350,000. Interest payments of the current interest bonds are due on June 1 and December 1 of each year. The final maturity date stated on the issue is December 1, 2033.

The following is a schedule of activity for fiscal year 2020 for the Series 2012 refunding bonds:

	Balance				Balance
	07/01/19	Additions	Reductions		06/30/20
Current interest bonds -					
Series 2012 refunding bonds	\$ 6,990,000	\$ -	\$ (6,990,000)	\$	-
Capital appreciation bonds -					
Series 2012 refunding bonds	30,641	-	(30,641)		-
Capital appreciation bonds -					
Accreted interest	248,980	50,379	(299,359)		-
Total G.O. bonds	<u>\$ 7,269,621</u>	<u>\$ 50,379</u>	<u>\$ (7,320,000)</u>	<u>\$</u>	<u>-</u>

The reacquisition price exceeded the net carrying amount of the old debt by \$1,065,657. This amount is being netted against the new debt and amortized over the remaining life of the refunded debt, which is equal to the life of the new debt issued. During fiscal year 2020, the District refunded 6,990,000 of current interest bonds.

Series 2014 Refunding Bonds: On June 10, 2014, the District issued general obligation bonds (Series 2014 Refunding Bonds) to advance refund \$3,635,000 of the series 2006A general obligation bonds and \$5,215,000 of the series 2007 general obligation bonds.

The issuance proceeds were used to purchase securities which were placed in an irrevocable trust to provide resources for all future debt service payments on the refunded debt. This refunded debt is considered defeased (in-substance) and accordingly, has been removed from the statement of net position.

The refunding issue is comprised of current interest bonds, par value \$9,365,000. The interest rates on the current interest bonds range from 1.0% to 3.0%. Interest payments of the current interest bonds are due on June 1 and December 1 of each year. The final maturity date stated on the issue is December 1, 2026.

**FAIRFIELD UNION LOCAL SCHOOL DISTRICT  
FAIRFIELD COUNTY, OHIO**

NOTES TO THE BASIC FINANCIAL STATEMENTS  
FOR THE FISCAL YEAR ENDED JUNE 30, 2020

**NOTE 11 - LONG-TERM OBLIGATIONS - (Continued)**

The reacquisition price exceeded the net carrying amount of the old debt by \$788,231. This amount is being netted against the new debt and amortized over the remaining life of the refunded debt, which is equal to the life of the new debt issued.

Series 2015 Refunding Bonds: On February 2, 2015, the District issued general obligation bonds (Series 2015 Refunding Bonds) to advance refund \$2,435,000 of series 2006A general obligation bonds and \$3,360,000 of series 2007 general obligation bonds.

The issuance proceeds were used to purchase securities which were placed in an irrevocable trust to provide resources for all future debt service payments on the refunded debt. This refunded debt is considered defeased (in-substance) and accordingly, has been removed from the statement of net position.

The refunding issue is comprised of current interest bonds, par value \$6,210,000. The interest rates on the current interest bonds range from 1.0% to 3.0%. Interest payments of the current interest bonds are due on June 1 and December 1 of each year. The final maturity date stated on the issue is December 1, 2029.

The reacquisition price exceeded the net carrying amount of the old debt by \$390,972. This amount is being netted against the new debt and amortized over the remaining life of the refunded debt, which is equal to the life of the new debt issued.

Series 2020 Refunding Bonds: On March 3, 2020, the District issued general obligation bonds (Series 2020 Refunding Bonds) to currently refund \$6,990,000 of the series 2012 refunding bonds.

The issuance proceeds were used to purchase securities which were placed in an irrevocable trust to provide resources for all future debt service payments on the refunded debt. This refunded debt is considered defeased (in-substance) and accordingly, has been removed from the statement of net position.

The refunding issue is comprised of current interest bonds, par value \$6,990,000. The interest rate on the current interest bonds is 1.85%. Interest payments of the current interest bonds are due on June 1 and December 1 of each year. The final maturity date stated on the issue is December 1, 2033.

This advance refunding was undertaken to reduce the combined total debt service payments over the next 14 years by \$541,629 and resulted in a net position value economic gain of \$409,439.

**FAIRFIELD UNION LOCAL SCHOOL DISTRICT  
FAIRFIELD COUNTY, OHIO**

NOTES TO THE BASIC FINANCIAL STATEMENTS  
FOR THE FISCAL YEAR ENDED JUNE 30, 2020

**NOTE 11 - LONG-TERM OBLIGATIONS - (Continued)**

The Bonds are subject to mandatory sinking fund redemption at a redemption price of 100% of the principal amount to be redeemed, plus accrued interest to the date of redemption, on December 1 of the years and in the respective principal amounts as follows:

<u>Year</u>	<u>Principal Amount to be Redeemed</u>
2020	\$341,000
2021	382,000
2022	392,000
2023	415,000
2024	438,000
2025	460,000
2026	482,000
2027	510,000
2028	531,000
2029	557,000
2030	581,000
2031	610,000
2032	632,000

The remaining principal amount of the Bonds (\$659,000) will be paid at stated maturity on December 1, 2033.

The annual requirements to retire the general obligation bonds outstanding at June 30, 2020 are as follows:

<u>Fiscal Year Ending June 30</u>	<u>Series 2014 Refunding Bonds</u>			<u>Series 2015 Refunding Bonds</u>		
	<u>Principal</u>	<u>Interest</u>	<u>Total</u>	<u>Principal</u>	<u>Interest</u>	<u>Total</u>
2021	\$ 975,000	\$ 219,625	\$ 1,194,625	\$ 30,000	\$ 133,650	\$ 163,650
2022	1,040,000	199,475	1,239,475	15,000	133,200	148,200
2023	1,095,000	175,388	1,270,388	15,000	132,750	147,750
2024	1,170,000	138,300	1,308,300	20,000	132,300	152,300
2025	1,260,000	96,000	1,356,000	20,000	131,700	151,700
2026-2030	<u>2,570,000</u>	<u>77,700</u>	<u>2,647,700</u>	<u>4,370,000</u>	<u>524,100</u>	<u>4,894,100</u>
Total	<u>\$ 8,110,000</u>	<u>\$ 906,488</u>	<u>\$ 9,016,488</u>	<u>\$ 4,470,000</u>	<u>\$ 1,187,700</u>	<u>\$ 5,657,700</u>



**FAIRFIELD UNION LOCAL SCHOOL DISTRICT  
FAIRFIELD COUNTY, OHIO**

NOTES TO THE BASIC FINANCIAL STATEMENTS  
FOR THE FISCAL YEAR ENDED JUNE 30, 2020

**NOTE 11 - LONG-TERM OBLIGATIONS - (Continued)**

Fiscal Year Ending June 30	Series 2020 Refunding Bonds		
	Principal	Interest	Total
2021	\$ 341,000	\$ 126,160	\$ 467,160
2022	382,000	119,473	501,473
2023	392,000	112,314	504,314
2024	415,000	104,849	519,849
2025	438,000	96,959	534,959
2026 - 2030	2,540,000	351,556	2,891,556
2031 - 2034	2,482,000	94,201	2,576,201
Total	<u>\$ 6,990,000</u>	<u>\$ 1,005,512</u>	<u>\$ 7,995,512</u>

**B. Legal Debt Margin**

The Ohio Revised Code provides that voted net general obligation debt of the District shall never exceed 9% of the total assessed valuation of the District. The code further provides that unvoted indebtedness shall not exceed 1/10 of 1% of the property valuation of the District. The code additionally states that unvoted indebtedness related to energy conservation debt shall not exceed 9/10 of 1% of the property valuation of the District. The assessed valuation used in determining the District’s legal debt margin has been modified by House Bill 530 which became effective March 30, 2006. In accordance with House Bill 530, the assessed valuation used in the District’s legal debt margin calculation excluded tangible personal property used in business, telephone or telegraph property, interexchange telecommunications company property, and personal property owned or leased by a railroad company and used in railroad operations. The effects of these debt limitations at June 30, 2020, are a voted debt margin of \$15,787,995 (including available funds of \$7,456,089), an unvoted debt margin of \$310,021 and an unvoted energy conservation debt margin of \$2,790,191.

**NOTE 12 - OTHER EMPLOYEE BENEFITS**

**Compensated Absences**

The criteria for determining vested vacation and sick leave components are derived from negotiated agreements and State laws. Classified employees earn ten to twenty days of vacation per year, depending upon length of service. Accumulated, unused vacation time is paid to classified employees upon termination of employment. Teachers and administrators who work less than 260 days per year do not earn vacation time.

Teachers, administrators, and classified employees earn sick leave at the rate of one and one-fourth days per month. Sick leave may be accumulated up to a maximum of 240 days. Upon retirement, payment is made for one-fourth of accrued, but unused sick leave credit up to a maximum of 60 days for classified and certified employees. In addition, certified employees who retire at 30 years of service or over and have the maximum accumulation will receive a retirement bonus of 75 days severance pay in lieu of the 60 days.

**FAIRFIELD UNION LOCAL SCHOOL DISTRICT  
FAIRFIELD COUNTY, OHIO**

NOTES TO THE BASIC FINANCIAL STATEMENTS  
FOR THE FISCAL YEAR ENDED JUNE 30, 2020

**NOTE 13 - RISK MANAGEMENT**

The District is exposed to various risks of loss related to torts, theft of, damage to, and destruction of assets, errors and omissions; injuries to employees and natural disasters. During fiscal year 2020, the District contracted with Trident for professional, general liability property and fleet insurance. Coverages provided are as follows:

<u>Type of Coverage</u>	<u>Liability Limit</u>
Building and Contents - replacement cost (\$2,500 deductible)	\$63,601,917
Musical Instruments (\$500 deductible)	100,000
Automobile Liability Per Occurrence	1,000,000
Uninsured Motorists Per Person	1,000,000
Per Accident	1,000,000
<i>General Liability:</i> Per Occurrence	1,000,000
Aggregate Limit	3,000,000
<i>School Board Legal Liability:</i> Per Person (\$2,500 deductible)	1,000,000
Aggregate Limit	3,000,000

Settled claims have not exceeded this commercial coverage in any of the past three years and there have been no significant reductions in insurance coverage from the prior year.

For fiscal year 2020, the District participated in the CompManagement Health Systems Workers' Compensation Group Rating Plan (the "Plan"), an insurance purchasing pool (Note 2.A.). The intent of the Plan is to achieve the benefit of a reduced premium for the District by virtue of its grouping and representation with other participants in the Plan. The workers' compensation experience of the participating school districts is calculated as one experience and a common premium rate is applied to all school districts in the Plan. Each participant pays its workers' compensation premium to the State based on the rate for the Plan rather than its individual rate. Participation in the Plan is limited to school districts that can meet the Plan's selection criteria.

The District provides a health, vision, dental and life insurance program for its employees. Premiums are paid directly to a third party administrator, South Central Ohio Insurance Consortium, out of the District's Self-Insurance Internal Service Fund. EV Benefits services all claims submitted by employees. The Internal Service Fund presented in the financial statements reflects the premiums paid by the same funds that pay the employees' salaries. The premiums paid into the Internal Service Fund are used for claims, claim reserves and administrative costs.

**FAIRFIELD UNION LOCAL SCHOOL DISTRICT  
FAIRFIELD COUNTY, OHIO**

**NOTES TO THE BASIC FINANCIAL STATEMENTS  
FOR THE FISCAL YEAR ENDED JUNE 30, 2020**

**NOTE 13 - RISK MANAGEMENT - (Continued)**

The claims liability of \$522,297 reported at June 30, 2020 is based on an estimate provided by the third party administrators and the requirements of Governmental Accounting Standards Board Statement (GASB) No. 10 “Accounting and Financial Reporting for Financing and Related Insurance Issues” as amended by GASB Statement No. 30 “Risk Financing Omnibus”, which requires that a liability for unpaid claim costs, including estimates of costs related to incurred but not reported claims, be reported. The estimate was not affected by incremental claim adjustment expenses and does not include other allocated or unallocated claim adjustment expenses. Changes in claims activity for the past two fiscal years are as follows:

		Balance at Beginning <u>of Year</u>	Current <u>Year Claims</u>	<u>Claim Payments</u>	Balance at <u>End of Year</u>
2020	\$	897,623	\$ 3,399,646	\$ (3,774,972)	\$ 522,297
2019		1,155,140	3,494,603	(3,752,120)	897,623

**NOTE 14 - DEFINED BENEFIT PENSION PLANS**

***Net Pension Liability***

The net pension liability reported on the statement of net position represents a liability to employees for pensions. Pensions are a component of exchange transactions—between an employer and its employees—of salaries and benefits for employee services. Pensions are provided to an employee—on a deferred-payment basis—as part of the total compensation package offered by an employer for employee services each financial period. The obligation to sacrifice resources for pensions is a present obligation because it was created as a result of employment exchanges that already have occurred.

The net pension liability represents the District’s proportionate share of each pension plan’s collective actuarial present value of projected benefit payments attributable to past periods of service, net of each pension plan’s fiduciary net position. The net pension liability calculation is dependent on critical long-term variables, including estimated average life expectancies, earnings on investments, cost of living adjustments and others. While these estimates use the best information available, unknowable future events require adjusting this estimate annually.

The Ohio Revised Code limits the District’s obligation for this liability to annually required payments. The District cannot control benefit terms or the manner in which pensions are financed; however, the District does receive the benefit of employees’ services in exchange for compensation including pension.

GASB 68 assumes the liability is solely the obligation of the employer, because (1) they benefit from employee services; and (2) State statute requires all funding to come from these employers. All contributions to date have come solely from these employers (which also includes costs paid in the form of withholdings from employees). State statute requires the pension plans to amortize unfunded liabilities within 30 years. If the amortization period exceeds 30 years, each pension plan’s board must propose corrective action to the State legislature. Any resulting legislative change to benefits or funding could significantly affect the net pension liability. Resulting adjustments to the net pension liability would be effective when the changes are legally enforceable.

**FAIRFIELD UNION LOCAL SCHOOL DISTRICT  
FAIRFIELD COUNTY, OHIO**

NOTES TO THE BASIC FINANCIAL STATEMENTS  
FOR THE FISCAL YEAR ENDED JUNE 30, 2020

**NOTE 14 - DEFINED BENEFIT PENSION PLANS - (Continued)**

The proportionate share of each plan’s unfunded benefits is presented as a long-term *net pension liability* on the accrual basis of accounting. Any liability for the contractually-required pension contribution outstanding at the end of the year is included in pension and postemployment obligation payable on both the accrual and modified accrual basis of accounting.

***Plan Description - District Employees Retirement System (SERS)***

Plan Description - The District’s non-teaching employees participate in SERS, a cost-sharing multiple-employer defined benefit pension plan administered by SERS. SERS provides retirement, disability and survivor benefits, annual cost-of-living adjustments, and death benefits to plan members and beneficiaries. Authority to establish and amend benefits is provided by Ohio Revised Code Chapter 3309. SERS issues a publicly available, stand-alone financial report that includes financial statements, required supplementary information and detailed information about SERS’ fiduciary net position. That report can be obtained by visiting the SERS website at [www.ohsers.org](http://www.ohsers.org) under Employers/Audit Resources.

Age and service requirements for retirement are as follows:

	Eligible to Retire on or before August 1, 2017 *	Eligible to Retire after August 1, 2017
Full benefits	Age 65 with 5 years of services credit; or Any age with 30 years of service credit	Age 67 with 10 years of service credit; or Age 57 with 30 years of service credit
Actuarially reduced benefits	Age 60 with 5 years of service credit; or Age 55 with 25 years of service credit	Age 62 with 10 years of service credit; or Age 60 with 25 years of service credit

\* Members with 25 years of service credit as of August 1, 2017 will be included in this plan.

Annual retirement benefits are calculated based on final average salary multiplied by a percentage that varies based on years of service; 2.2% for the first thirty years of service and 2.5% for years of service credit over 30. Final average salary is the average of the highest three years of salary.

Effective January 1, 2018, SERS cost-of-living adjustment (COLA) changed from a fixed 3% annual increase to one based on the Consumer Price Index (CPI-W) with a cap of 2.5% and a floor of 0%. SERS also has the authority to award or suspend the COLA, or to adjust the COLA above or below CPI-W. SERS suspended the COLA increases for 2018, 2019 and 2020 for current retirees, and confirmed their intent to implement a four-year waiting period for the state of a COLA for future retirees.

Funding Policy - Plan members are required to contribute 10% of their annual covered salary and the District is required to contribute 14% of annual covered payroll. The contribution requirements of plan members and employers are established and may be amended by the SERS’ Retirement Board up to statutory maximum amounts of 10% for plan members and 14% for employers. The Retirement Board, acting with the advice of the actuary, allocates the employer contribution rate among four of the System’s funds (Pension Trust Fund, Death Benefit Fund, Medicare B Fund, and Health Care Fund). For the fiscal year ended June 30, 2020, the allocation to pension, death benefits, and Medicare B was 14.0%.

The District’s contractually required contribution to SERS was \$390,410 for fiscal year 2020. Of this amount, \$25,824 is reported as pension and postemployment obligation payable.

**FAIRFIELD UNION LOCAL SCHOOL DISTRICT  
FAIRFIELD COUNTY, OHIO**

**NOTES TO THE BASIC FINANCIAL STATEMENTS  
FOR THE FISCAL YEAR ENDED JUNE 30, 2020**

**NOTE 14 - DEFINED BENEFIT PENSION PLANS - (Continued)**

***Plan Description - State Teachers Retirement System (STRS)***

Plan Description - Licensed teachers participate in STRS Ohio, a cost-sharing multiple-employer public employee retirement system administered by STRS. STRS provides retirement and disability benefits to members and death and survivor benefits to beneficiaries. STRS issues a stand-alone financial report that includes financial statements, required supplementary information and detailed information about STRS' fiduciary net position. That report can be obtained by writing to STRS, 275 E. Broad St., Columbus, OH 43215-3771, by calling (888) 227-7877, or by visiting the STRS website at [www.strsoh.org](http://www.strsoh.org).

New members have a choice of three retirement plans; a Defined Benefit (DB) Plan, a Defined Contribution (DC) Plan and a Combined Plan. Benefits are established by Ohio Revised Code Chapter 3307. The DB Plan offers an annual retirement allowance based on final average salary multiplied by a percentage that varies based on years of service. Effective August 1, 2015, the calculation will be 2.2% of final average salary for the five highest years of earnings multiplied by all years of service. Effective July 1, 2017, the cost-of-living adjustment was reduced to zero. Members are eligible to retire at age 60 with five years of qualifying service credit, or age 55 with 28 years of service, or 33 years of service regardless of age. Eligibility changes will be phased in until August 1, 2026, when retirement eligibility for unreduced benefits will be five years of service credit and age 65, or 35 years of service credit and at least age 60.

The DC Plan allows members to place all their member contributions and 9.53% of the 14% employer contributions into an investment account. Investment allocation decisions are determined by the member. The remaining 4.47% of the 14% employer rate is allocated to the defined benefit unfunded liability. A member is eligible to receive a retirement benefit at age 50 and termination of employment. The member may elect to receive a lifetime monthly annuity or a lump sum withdrawal.

The Combined Plan offers features of both the DB Plan and the DC Plan. In the Combined Plan, 12% of the 14% member rate goes to the DC Plan and the remaining 2% is applied to the DB Plan. Member contributions to the DC Plan are allocated among investment choices by the member, and contributions to the DB Plan from the employer and the member are used to fund the defined benefit payment at a reduced level from the regular DB Plan. The defined benefit portion of the Combined Plan payment is payable to a member on or after age 60 with five years of service. The defined contribution portion of the account may be taken as a lump sum payment or converted to a lifetime monthly annuity after termination of employment at age 50 or later.

New members who choose the DC Plan or Combined Plan will have another opportunity to reselect a permanent plan during their fifth year of membership. Members may remain in the same plan or transfer to another STRS plan. The optional annuitization of a member's defined contribution account or the defined contribution portion of a member's Combined Plan account to a lifetime benefit results in STRS bearing the risk of investment gain or loss on the account. STRS has therefore included all three plan options as one defined benefit plan for GASB 68 reporting purposes.

A DB or Combined Plan member with five or more years of credited service who is determined to be disabled may qualify for a disability benefit. Eligible survivors of members who die before service retirement may qualify for monthly benefits. New members on or after July 1, 2013, must have at least ten years of qualifying service credit to apply for disability benefits. Members in the DC Plan who become disabled are entitled only to their account balance. If a member of the DC Plan dies before retirement benefits begin, the member's designated beneficiary is entitled to receive the member's account balance.

**FAIRFIELD UNION LOCAL SCHOOL DISTRICT  
FAIRFIELD COUNTY, OHIO**

NOTES TO THE BASIC FINANCIAL STATEMENTS  
FOR THE FISCAL YEAR ENDED JUNE 30, 2020

**NOTE 14 - DEFINED BENEFIT PENSION PLANS - (Continued)**

Funding Policy - Employer and member contribution rates are established by the State Teachers Retirement Board and limited by Chapter 3307 of the Ohio Revised Code. For fiscal year 2020, plan members were required to contribute 14% of their annual covered salary. The District was required to contribute 14%; the entire 14% was the portion used to fund pension obligations. The fiscal year 2020 contribution rates were equal to the statutory maximum rates.

The District's contractually required contribution to STRS was \$1,262,044 for fiscal year 2020. Of this amount, \$205,124 is reported as pension and postemployment obligation payable.

*Pension Liabilities, Pension Expense, and Deferred Outflows of Resources and Deferred Inflows of Resources Related to Pensions*

The net pension liability was measured as of June 30, 2019, and the total pension liability used to calculate the net pension liability was determined by an actuarial valuation as of that date. The District's proportion of the net pension liability was based on the District's share of contributions to the pension plan relative to the projected contributions of all participating entities.

Following is information related to the proportionate share and pension expense:

	<u>SERS</u>	<u>STRS</u>	<u>Total</u>
Proportion of the net pension liability prior measurement date	0.08077210%	0.07599311%	
Proportion of the net pension liability current measurement date	<u>0.07937650%</u>	<u>0.07695630%</u>	
Change in proportionate share	<u>-0.00139560%</u>	<u>0.00096319%</u>	
Proportionate share of the net pension liability	\$ 4,749,235	\$ 17,018,423	\$ 21,767,658
Pension expense	\$ 685,950	\$ 2,544,182	\$ 3,230,132

**FAIRFIELD UNION LOCAL SCHOOL DISTRICT  
FAIRFIELD COUNTY, OHIO**

NOTES TO THE BASIC FINANCIAL STATEMENTS  
FOR THE FISCAL YEAR ENDED JUNE 30, 2020

**NOTE 14 - DEFINED BENEFIT PENSION PLANS - (Continued)**

At June 30, 2020, the District reported deferred outflows of resources and deferred inflows of resources related to pensions from the following sources:

	<u>SERS</u>	<u>STRS</u>	<u>Total</u>
<b>Deferred outflows of resources</b>			
Differences between expected and actual experience	\$ 120,432	\$ 138,560	\$ 258,992
Changes of assumptions	-	1,999,143	1,999,143
Difference between employer contributions and proportionate share of contributions/ change in proportionate share	-	581,552	581,552
Contributions subsequent to the measurement date	<u>390,410</u>	<u>1,262,044</u>	<u>1,652,454</u>
Total deferred outflows of resources	<u>\$ 510,842</u>	<u>\$ 3,981,299</u>	<u>\$ 4,492,141</u>

	<u>SERS</u>	<u>STRS</u>	<u>Total</u>
<b>Deferred inflows of resources</b>			
Differences between expected and actual experience	\$ -	\$ 73,668	\$ 73,668
Net difference between projected and actual earnings on pension plan investments	60,961	831,766	892,727
Difference between employer contributions and proportionate share of contributions/ change in proportionate share	<u>58,878</u>	<u>82,794</u>	<u>141,672</u>
Total deferred inflows of resources	<u>\$ 119,839</u>	<u>\$ 988,228</u>	<u>\$ 1,108,067</u>

\$1,652,454 reported as deferred outflows of resources related to pension resulting from District contributions subsequent to the measurement date will be recognized as a reduction of the net pension liability in the year ending June 30, 2021.

Other amounts reported as deferred outflows of resources and deferred inflows of resources related to pension will be recognized in pension expense as follows:

	<u>SERS</u>	<u>STRS</u>	<u>Total</u>
Fiscal Year Ending June 30:			
2021	89,957	1,266,047	1,356,004
2022	(119,881)	449,214	329,333
2023	(4,056)	(110,379)	(114,435)
2024	34,573	126,144	160,717
2025	-	1	1
Total	<u>\$ 593</u>	<u>\$ 1,731,027</u>	<u>\$ 1,731,620</u>

**FAIRFIELD UNION LOCAL SCHOOL DISTRICT  
FAIRFIELD COUNTY, OHIO**

**NOTES TO THE BASIC FINANCIAL STATEMENTS  
FOR THE FISCAL YEAR ENDED JUNE 30, 2020**

**NOTE 14 - DEFINED BENEFIT PENSION PLANS - (Continued)**

***Actuarial Assumptions - SERS***

SERS' total pension liability was determined by their actuaries in accordance with GASB Statement No. 67, as part of their annual actuarial valuation for each defined benefit retirement plan. Actuarial valuations of an ongoing plan involve estimates of the value of reported amounts (e.g., salaries, credited service) and assumptions about the probability of occurrence of events far into the future (e.g., mortality, disabilities, retirements, employment termination). Actuarially determined amounts are subject to continual review and potential modifications, as actual results are compared with past expectations and new estimates are made about the future.

Projections of benefits for financial reporting purposes are based on the substantive plan (the plan as understood by the employers and plan members) and include the types of benefits provided at the time of each valuation and the historical pattern of sharing benefit costs between the employers and plan members to that point. The projection of benefits for financial reporting purposes does not explicitly incorporate the potential effects of legal or contractual funding limitations.

Actuarial calculations reflect a long-term perspective. For a newly hired employee, actuarial calculations will take into account the employee's entire career with the employer and also take into consideration the benefits, if any, paid to the employee after termination of employment until the death of the employee and any applicable contingent annuitant. In many cases actuarial calculations reflect several decades of service with the employer and the payment of benefits after termination.

Key methods and assumptions used in calculating the total pension liability in the latest actuarial valuation, prepared as of June 30, 2020, are presented below:

Wage inflation	3.00%
Future salary increases, including inflation	3.50% to 18.20%
COLA or ad hoc COLA	2.50%
Investment rate of return	7.50% net of investments expense, including inflation
Actuarial cost method	Entry age normal (level percent of payroll)

For 2020, the mortality rates were based on the RP-2014 Blue Collar Mortality Table with fully generational projection and a five-year age set-back for both males and females. Mortality among service retired members, and beneficiaries were based upon the RP-2014 Blue Collar Mortality Table with fully generational projection with Scale BB, 120% of male rates, and 110% of female rates. Mortality among disabled members was based upon the RP-2000 Disabled Mortality Table, 90% for male rates and 100% for female rates, set back five years is used for the period after disability retirement.

The most recent experience study was completed for the five year period ended June 30, 2015.

The long-term return expectation for the Pension Plan Investments has been determined using a building-block approach and assumes a time horizon, as defined in SERS' *Statement of Investment Policy*. A forecasted rate of inflation serves as the baseline for the return expectation. Various real return premiums over the baseline inflation rate have been established for each asset class. The long-term expected nominal rate of return has been determined by calculating a weighted average of the expected real return premiums for each asset class, adding the projected inflation rate, and adding the expected return from rebalancing uncorrelated asset classes.



**FAIRFIELD UNION LOCAL SCHOOL DISTRICT  
FAIRFIELD COUNTY, OHIO**

NOTES TO THE BASIC FINANCIAL STATEMENTS  
FOR THE FISCAL YEAR ENDED JUNE 30, 2020

**NOTE 14 - DEFINED BENEFIT PENSION PLANS - (Continued)**

The target allocation and best estimates of arithmetic real rates of return for each major assets class are summarized in the following table:

<u>Asset Class</u>	<u>Target Allocation</u>	<u>Long-Term Expected Real Rate of Return</u>
Cash	1.00 %	0.50 %
US Equity	22.50	4.75
International Equity	22.50	7.00
Fixed Income	19.00	1.50
Private Equity	10.00	8.00
Real Assets	15.00	5.00
Multi-Asset Strategies	10.00	3.00
Total	<u>100.00 %</u>	

**Discount Rate** - The total pension liability was calculated using the discount rate of 7.50%. The projection of cash flows used to determine the discount rate assumed the contributions from employers and from the members would be computed based on contribution requirements as stipulated by State statute. Projected inflows from investment earning were calculated using the long-term assumed investment rate of return (7.50%). Based on those assumptions, the plan's fiduciary net position was projected to be available to make all future benefit payments of current plan members. Therefore, the long-term expected rate of return on pension plan investments was applied to all periods of projected benefits to determine the total pension liability.

**Sensitivity of the District's Proportionate Share of the Net Pension Liability to Changes in the Discount Rate** - Net pension liability is sensitive to changes in the discount rate, and to illustrate the potential impact the following table presents the net pension liability calculated using the discount rate of 7.50%, as well as what each plan's net pension liability would be if it were calculated using a discount rate that is one percentage point lower (6.50%), or one percentage point higher (8.50%) than the current rate.

	Current		
	<u>1% Decrease</u>	<u>Discount Rate</u>	<u>1% Increase</u>
District's proportionate share of the net pension liability	\$ 6,655,376	\$ 4,749,235	\$ 3,150,697

**FAIRFIELD UNION LOCAL SCHOOL DISTRICT  
FAIRFIELD COUNTY, OHIO**

NOTES TO THE BASIC FINANCIAL STATEMENTS  
FOR THE FISCAL YEAR ENDED JUNE 30, 2020

**NOTE 14 - DEFINED BENEFIT PENSION PLANS - (Continued)**

***Actuarial Assumptions - STRS***

Key methods and assumptions used in the latest actuarial valuation, reflecting experience study results used in the July 1, 2019, actuarial valuation are presented below:

	July 1, 2019
Inflation	2.50%
Projected salary increases	12.50% at age 20 to 2.50% at age 65
Investment rate of return	7.45%, net of investment expenses, including inflation
Payroll increases	3.00%
Cost-of-living adjustments (COLA)	0.00%

For the July 1, 2019, actuarial valuation, post-retirement mortality rates for healthy retirees are based on the RP-2014 Annuitant Mortality Table with 50% of rates through age 69, 70% of rates between ages 70 and 79, 90% of rates between ages 80 and 84, and 100% of rates thereafter, projected forward generationally using mortality improvement scale MP-2016. Post-retirement disabled mortality rates are based on the RP-2014 Disabled Mortality Table with 90% of rates for males and 100% of rates for females, projected forward generationally using mortality improvement scale MP-2016. Pre-retirement mortality rates are based on RP-2014 Employee Mortality Table, projected forward generationally using mortality improvement scale MP-2016.

Actuarial assumptions used in the July 1, 2019 valuation are based on the results of an actuarial experience study for the period July 1, 2011 through June 30, 2016.

STRS Ohio's investment consultant develops an estimate range for the investment return assumption based on the target allocation adopted by the Retirement Board. The target allocation and long-term expected rate of return for each major asset class are summarized as follows:

Asset Class	Target Allocation*	Long-Term Expected Real Rate of Return **
Domestic Equity	28.00 %	7.35 %
International Equity	23.00	7.55
Alternatives	17.00	7.09
Fixed Income	21.00	3.00
Real Estate	10.00	6.00
Liquidity Reserves	1.00	2.25
Total	100.00 %	

\*Target weights will be phased in over a 24-month period concluding on July 1, 2019.

\*\*10-Year geometric nominal returns, which include the real rate of return and inflation of 2.25% and does not include investment expenses. Over a 30-year period, STRS' investment consultant indicates that the above target allocations should generate a return above the actuarial rate of return, without net value added by management.

**FAIRFIELD UNION LOCAL SCHOOL DISTRICT  
FAIRFIELD COUNTY, OHIO**

NOTES TO THE BASIC FINANCIAL STATEMENTS  
FOR THE FISCAL YEAR ENDED JUNE 30, 2020

**NOTE 14 - DEFINED BENEFIT PENSION PLANS - (Continued)**

**Discount Rate** - The discount rate used to measure the total pension liability was 7.45% as of June 30, 2019. The projection of cash flows used to determine the discount rate assumes member and employer contributions will be made at the statutory contribution rates in accordance with rate increases described above. For this purpose, only employer contributions that are intended to fund benefits of current plan members and their beneficiaries are included. Projected employer contributions that are intended to fund the service costs of future plan members and their beneficiaries, as well as projected contributions from future plan members, are not included. Based on those assumptions, STRS' fiduciary net position was projected to be available to make all projected future benefit payments to current plan members as of June 30, 2019. Therefore, the long-term expected rate of return on pension plan investments of 7.45% was applied to all periods of projected benefit payment to determine the total pension liability as of June 30, 2019.

**Sensitivity of the District's Proportionate Share of the Net Pension Liability to Changes in the Discount Rate** - The following table presents the District's proportionate share of the net pension liability calculated using the current period discount rate assumption of 7.45%, as well as what the District's proportionate share of the net pension liability would be if it were calculated using a discount rate that is one-percentage-point lower (6.45%) or one-percentage-point higher (8.45%) than the current rate:

	1% Decrease	Current Discount Rate	1% Increase
District's proportionate share of the net pension liability	\$24,870,530	\$ 17,018,423	\$ 10,371,213

**NOTE 15 - DEFINED BENEFIT OPEB PLANS**

**Net OPEB Liability/Asset**

The net OPEB liability/asset reported on the statement of net position represents a liability/asset to employees for OPEB. OPEB is a component of exchange transactions—between an employer and its employees—of salaries and benefits for employee services. OPEB are provided to an employee—on a deferred-payment basis—as part of the total compensation package offered by an employer for employee services each financial period. The obligation to sacrifice resources for OPEB is a present obligation because it was created as a result of employment exchanges that already have occurred.

The net OPEB liability/asset represents the District's proportionate share of each OPEB plan's collective actuarial present value of projected benefit payments attributable to past periods of service, net of each OPEB plan's fiduciary net position. The net OPEB liability/asset calculation is dependent on critical long-term variables, including estimated average life expectancies, earnings on investments, cost of living adjustments and others. While these estimates use the best information available, unknowable future events require adjusting these estimates annually.

The Ohio Revised Code limits the District's obligation for this liability to annually required payments. The District cannot control benefit terms or the manner in which OPEB are financed; however, the District does receive the benefit of employees' services in exchange for compensation including OPEB.

**FAIRFIELD UNION LOCAL SCHOOL DISTRICT  
FAIRFIELD COUNTY, OHIO**

**NOTES TO THE BASIC FINANCIAL STATEMENTS  
FOR THE FISCAL YEAR ENDED JUNE 30, 2020**

**NOTE 15 - DEFINED BENEFIT OPEB PLANS - (Continued)**

GASB 75 assumes the liability is solely the obligation of the employer, because they benefit from employee services. OPEB contributions come from these employers and health care plan enrollees which pay a portion of the health care costs in the form of a monthly premium. The Ohio Revised Code permits, but does not require, the retirement systems to provide healthcare to eligible benefit recipients. Any change to benefits or funding could significantly affect the net OPEB liability/asset. Resulting adjustments to the net OPEB liability/asset would be effective when the changes are legally enforceable. The retirement systems may allocate a portion of the employer contributions to provide for these OPEB benefits.

The proportionate share of each plan's unfunded/funded benefits is presented as a long-term *net OPEB liability* or *net OPEB asset* on the accrual basis of accounting. Any liability for the contractually-required OPEB contribution outstanding at the end of the year is included in pension and postemployment obligation payable on both the accrual and modified accrual basis of accounting.

***Plan Description - District Employees Retirement System (SERS)***

Health Care Plan Description - The District contributes to the SERS Health Care Fund, administered by SERS for non-certificated retirees and their beneficiaries. For GASB 75 purposes, this plan is considered a cost-sharing other postemployment benefit (OPEB) plan. SERS' Health Care Plan provides healthcare benefits to eligible individuals receiving retirement, disability, and survivor benefits, and to their eligible dependents. Members who retire after June 1, 1986, need 10 years of service credit, exclusive of most types of purchased credit, to qualify to participate in SERS' health care coverage. In addition to age and service retirees, disability benefit recipients and beneficiaries who are receiving monthly benefits due to the death of a member or retiree, are eligible for SERS' health care coverage. Most retirees and dependents choosing SERS' health care coverage are over the age of 65 and therefore enrolled in a fully insured Medicare Advantage plan; however, SERS maintains a traditional, self-insured preferred provider organization for its non-Medicare retiree population. For both groups, SERS offers a self-insured prescription drug program. Health care is a benefit that is permitted, not mandated, by statute. The financial report of the Plan is included in the SERS Comprehensive Annual Financial Report which can be obtained on SERS' website at [www.ohsers.org](http://www.ohsers.org) under Employers/Audit Resources.

Access to health care for retirees and beneficiaries is permitted in accordance with Section 3309 of the Ohio Revised Code. The Health Care Fund was established and is administered in accordance with Internal Revenue Code Section 105(e). SERS' Retirement Board reserves the right to change or discontinue any health plan or program. Active employee members do not contribute to the Health Care Plan. The SERS Retirement Board established the rules for the premiums paid by the retirees for health care coverage for themselves and their dependents or for their surviving beneficiaries. Premiums vary depending on the plan selected, qualified years of service, Medicare eligibility, and retirement status.

Funding Policy - State statute permits SERS to fund the health care benefits through employer contributions. Each year, after the allocation for statutorily required pensions and benefits, the Retirement Board may allocate the remainder of the employer contribution of 14% of covered payroll to the Health Care Fund in accordance with the funding policy. For the fiscal year ended June 30, 2020, SERS did not allocate any employer contributions to post-employment health care. An additional health care surcharge on employers is collected for employees earning less than an actuarially determined minimum compensation amount, prorated if less than a full year of service credit was earned. For fiscal year 2020, this amount was \$19,600. Statutes provide that no employer shall pay a health care surcharge greater than 2% of that employer's SERS-covered payroll; nor may SERS collect in aggregate more than 1.5% of the total statewide SERS-covered payroll for the health care surcharge. For fiscal year 2020, the District's surcharge obligation was \$53,979.

**FAIRFIELD UNION LOCAL SCHOOL DISTRICT  
FAIRFIELD COUNTY, OHIO**

NOTES TO THE BASIC FINANCIAL STATEMENTS  
FOR THE FISCAL YEAR ENDED JUNE 30, 2020

**NOTE 15 - DEFINED BENEFIT OPEB PLANS - (Continued)**

The surcharge added to the allocated portion of the 14% employer contribution rate is the total amount assigned to the Health Care Fund. The District’s contractually required contribution to SERS was \$53,979 for fiscal year 2020. Of this amount, \$53,979 is reported as pension and postemployment obligation payable.

***Plan Description - State Teachers Retirement System (STRS)***

Plan Description – The State Teachers Retirement System of Ohio (STRS) administers a cost-sharing Health Plan administered for eligible retirees who participated in the defined benefit or combined pension plans offered by STRS. Ohio law authorizes STRS to offer this plan. Benefits include hospitalization, physicians’ fees, prescription drugs and partial reimbursement of monthly Medicare Part B premiums. Medicare Part B premium reimbursements will be discontinued effective January 1, 2021. The Plan is included in the report of STRS which can be obtained by visiting [www.strsoh.org](http://www.strsoh.org) or by calling (888) 227-7877.

Funding Policy – Ohio Revised Code Chapter 3307 authorizes STRS to offer the Plan and gives the Retirement Board discretionary authority over how much, if any, of the health care costs will be absorbed by STRS. Active employee members do not contribute to the Health Care Plan. Nearly all health care plan enrollees, for the most recent year, pay a portion of the health care costs in the form of a monthly premium. Under Ohio law, funding for post-employment health care may be deducted from employer contributions, currently 14% of covered payroll. For the fiscal year ended June 30, 2020, STRS did not allocate any employer contributions to post-employment health care.

***OPEB Liabilities/Assets, OPEB Expense, and Deferred Outflows of Resources and Deferred Inflows of Resources Related to OPEB***

The net OPEB liability/asset was measured as of June 30, 2019, and the total OPEB liability/asset used to calculate the net OPEB liability/asset was determined by an actuarial valuation as of that date. The District's proportion of the net OPEB liability/asset was based on the District's share of contributions to the respective retirement systems relative to the contributions of all participating entities.

Following is information related to the proportionate share and OPEB expense:

	SERS	STRS	Total
Proportion of the net OPEB liability/asset prior measurement date	0.08179200%	0.07599311%	
Proportion of the net OPEB liability/asset current measurement date	<u>0.08086700%</u>	<u>0.07695630%</u>	
Change in proportionate share	<u>-0.00092500%</u>	<u>0.00096319%</u>	
Proportionate share of the net OPEB liability	\$ 2,033,635	\$ -	\$ 2,033,635
Proportionate share of the net OPEB asset	\$ -	\$ (1,274,581)	\$ (1,274,581)
OPEB expense	\$ 50,063	\$ (362,745)	\$ (312,682)

**FAIRFIELD UNION LOCAL SCHOOL DISTRICT  
FAIRFIELD COUNTY, OHIO**

NOTES TO THE BASIC FINANCIAL STATEMENTS  
FOR THE FISCAL YEAR ENDED JUNE 30, 2020

**NOTE 15 - DEFINED BENEFIT OPEB PLANS - (Continued)**

At June 30, 2020, the District reported deferred outflows of resources and deferred inflows of resources related to OPEB from the following sources:

	<u>SERS</u>	<u>STRS</u>	<u>Total</u>
<b>Deferred outflows of resources</b>			
Differences between expected and actual experience	\$ 29,852	\$ 115,549	\$ 145,401
Net difference between projected and actual earnings on OPEB plan investments	4,882	-	4,882
Changes of assumptions	148,534	26,792	175,326
Difference between employer contributions and proportionate share of contributions/ change in proportionate share	-	128,014	128,014
Contributions subsequent to the measurement date	<u>53,979</u>	<u>-</u>	<u>53,979</u>
Total deferred outflows of resources	<u>\$ 237,247</u>	<u>\$ 270,355</u>	<u>\$ 507,602</u>
	<u>SERS</u>	<u>STRS</u>	<u>Total</u>
<b>Deferred inflows of resources</b>			
Differences between expected and actual experience	\$ 446,776	\$ 64,846	\$ 511,622
Net difference between projected and actual earnings on OPEB plan investments	-	80,052	80,052
Changes of assumptions	113,958	1,397,430	1,511,388
Difference between employer contributions and proportionate share of contributions/ change in proportionate share	<u>59,329</u>	<u>12,195</u>	<u>71,524</u>
Total deferred inflows of resources	<u>\$ 620,063</u>	<u>\$ 1,554,523</u>	<u>\$ 2,174,586</u>

\$53,979 reported as deferred outflows of resources related to OPEB resulting from District contributions subsequent to the measurement date will be recognized as a reduction of the net OPEB liability/asset in the year ending June 30, 2021. Other amounts reported as deferred outflows of resources and deferred inflows of resources related to OPEB will be recognized in OPEB expense as follows:

	<u>SERS</u>	<u>STRS</u>	<u>Total</u>
Fiscal Year Ending June 30:			
2021	(131,354)	(276,771)	(408,125)
2022	(71,599)	(276,771)	(348,370)
2023	(70,167)	(244,687)	(314,854)
2024	(70,400)	(233,433)	(303,833)
2025	(64,701)	(257,094)	(321,795)
Thereafter	<u>(28,574)</u>	<u>4,588</u>	<u>(23,986)</u>
Total	<u>\$ (436,795)</u>	<u>\$ (1,284,168)</u>	<u>\$ (1,720,963)</u>

**FAIRFIELD UNION LOCAL SCHOOL DISTRICT  
FAIRFIELD COUNTY, OHIO**

NOTES TO THE BASIC FINANCIAL STATEMENTS  
FOR THE FISCAL YEAR ENDED JUNE 30, 2020

**NOTE 15 - DEFINED BENEFIT OPEB PLANS - (Continued)**

*Actuarial Assumptions - SERS*

The total OPEB liability is determined by SERS' actuaries in accordance with GASB Statement No. 74, as part of their annual actuarial valuation for each retirement plan. Actuarial valuations of an ongoing plan involve estimates of the value of reported amounts (e.g., salaries, credited service) and assumptions about the probability of occurrence of events far into the future (e.g., mortality, disabilities, retirements, employment terminations). Actuarially determined amounts are subject to continual review and potential modifications, as actual results are compared with past expectations and new estimates are made about the future.

Projections of benefits for financial reporting purposes are based on the substantive plan (the plan as understood by the employers and plan members) and include the types of benefits provided at the time of each valuation and the historical pattern of sharing benefit costs between the employers and plan members to that point. The projection of benefits for financial reporting purposes does not explicitly incorporate the potential effects of legal or contractual funding limitations.

Actuarial calculations reflect a long-term perspective. For a newly hired employee, actuarial calculations will take into account the employee's entire career with the employer and also take into consideration the benefits, if any, paid to the employee after termination of employment until the death of the employee and any applicable contingent annuitant. In many cases, actuarial calculations reflect several decades of service with the employer and the payment of benefits after termination.

Key methods and assumptions used in calculating the total OPEB liability in the latest actuarial valuation date of June 30, 2019 are presented below:

Wage inflation	3.00%
Future salary increases, including inflation	3.50% to 18.20%
Investment rate of return	7.50% net of investments expense, including inflation
Municipal bond index rate:	
Measurement date	3.13%
Prior measurement date	3.62%
Single equivalent interest rate, net of plan investment expense, including price inflation:	
Measurement date	3.22%
Prior measurement date	3.70%
Medical trend assumption:	
Measurement date	
Medicare	5.25 to 4.75%
Pre-Medicare	7.00 to 4.75%
Prior measurement date	
Medicare	5.375 to 4.75%
Pre-Medicare	7.25 to 4.75%

Mortality rates were based on the RP-2014 Blue Collar Mortality Table with fully generational projection and Scale BB, 120% of male rates and 110% of female rates. RP-2000 Disabled Mortality Table with 90% for male rates and 100% for female rates set back five years.

**FAIRFIELD UNION LOCAL SCHOOL DISTRICT  
FAIRFIELD COUNTY, OHIO**

**NOTES TO THE BASIC FINANCIAL STATEMENTS  
FOR THE FISCAL YEAR ENDED JUNE 30, 2020**

**NOTE 15 - DEFINED BENEFIT OPEB PLANS - (Continued)**

The most recent experience study was completed for the five year period ended June 30, 2015.

The long-term expected rate of return on plan assets is reviewed as part of the actuarial five-year experience study. The most recent study covers fiscal years 2010 through 2015, and was adopted by the Board on April 21, 2016. Several factors are considered in evaluating the long-term rate of return assumption including long-term historical data, estimates inherent in current market data, and a log-normal distribution analysis in which best-estimate ranges of expected future real rates of return were developed by the investment consultant for each major asset class. These ranges were combined to produce the long-term expected rate of return, 7.50%, by weighting the expected future real rates of return by the target asset allocation percentage and then adding expected inflation. The capital market assumptions developed by the investment consultant are intended for use over a 10-year horizon and may not be useful in setting the long-term rate of return for funding pension plans which covers a longer timeframe. The assumption is intended to be a long-term assumption and is not expected to change absent a significant change in the asset allocation, a change in the inflation assumption, or a fundamental change in the market that alters expected returns in future years.

The target asset allocation and best estimates of arithmetic real rates of return for each major asset class, as used in the June 30, 2015 five-year experience study, are summarized as follows:

<u>Asset Class</u>	<u>Target Allocation</u>	<u>Long-Term Expected Real Rate of Return</u>
Cash	1.00 %	0.50 %
US Equity	22.50	4.75
International Equity	22.50	7.00
Fixed Income	19.00	1.50
Private Equity	10.00	8.00
Real Assets	15.00	5.00
Multi-Asset Strategies	10.00	3.00
Total	<u>100.00 %</u>	

**Discount Rate** - The discount rate used to measure the total OPEB liability at June 30, 2019 was 3.22%. The discount rate used to measure total OPEB liability prior to June 30, 2019 was 3.70%. The projection of cash flows used to determine the discount rate assumed that contributions will be made from members and the System at the state statute contribution rate of 2.00% of projected covered employee payroll each year, which includes a 1.50% payroll surcharge and 0.50% of contributions from the basic benefits plan. Based on these assumptions, the OPEB plan's fiduciary net position was projected to become insufficient to make future benefit payments during the fiscal year ending June 30, 2025. Therefore, the long-term expected rate of return on OPEB plan assets was used to present value the projected benefit payments through the fiscal year ending June 30, 2024 and the Fidelity General Obligation 20-year Municipal Bond Index rate of 3.13%, as of June 30, 2019 (i.e. municipal bond rate), was used to present value the projected benefit payments for the remaining years in the projection. A municipal bond rate of 3.62% was used as of June 30, 2018. The total present value of projected benefit payments from all years was then used to determine the single rate of return that was used as the discount rate. The projection of future benefit payments for all current plan members was until the benefit payments ran out.



**FAIRFIELD UNION LOCAL SCHOOL DISTRICT  
FAIRFIELD COUNTY, OHIO**

NOTES TO THE BASIC FINANCIAL STATEMENTS  
FOR THE FISCAL YEAR ENDED JUNE 30, 2020

**NOTE 15 - DEFINED BENEFIT OPEB PLANS - (Continued)**

*Sensitivity of the District's Proportionate Share of the Net OPEB Liability to Changes in the Discount Rate and Changes in the Health Care Cost Trend Rates* - The net OPEB liability is sensitive to changes in the discount rate and the health care cost trend rate. The following table presents the net OPEB liability of SERS, what SERS' net OPEB liability would be if it were calculated using a discount rate that is 1 percentage point lower (2.22%) and higher (4.22%) than the current discount rate (3.22%). Also shown is what SERS' net OPEB liability would be based on health care cost trend rates that are 1 percentage point lower (6.00% decreasing to 3.75%) and higher (8.00% decreasing to 5.75%) than the current rate.

	1% Decrease	Current Discount Rate	1% Increase
District's proportionate share of the net OPEB liability	\$ 2,468,447	\$ 2,033,635	\$ 1,687,908

	1% Decrease	Current Trend Rate	1% Increase
District's proportionate share of the net OPEB liability	\$ 1,629,354	\$ 2,033,635	\$ 2,570,019

**Actuarial Assumptions - STRS**

Key methods and assumptions used in the latest actuarial valuation, reflecting experience study results used in the July 1, 2019, actuarial valuation, compared with July 1, 2018, are presented below:

	July 1, 2019		July 1, 2018	
Inflation	2.50%		2.50%	
Projected salary increases	12.50% at age 20 to 2.50% at age 65		12.50% at age 20 to 2.50% at age 65	
Investment rate of return	7.45%, net of investment expenses, including inflation		7.45%, net of investment expenses, including inflation	
Payroll increases	3.00%		3.00%	
Cost-of-living adjustments (COLA)	0.00%		0.00%	
Discounted rate of return	7.45%		7.45%	
Blended discount rate of return	N/A		N/A	
Health care cost trends	Initial	Ultimate	Initial	Ultimate
Medical				
Pre-Medicare	5.87%	4.00%	6.00%	4.00%
Medicare	4.93%	4.00%	5.00%	4.00%
Prescription Drug				
Pre-Medicare	7.73%	4.00%	8.00%	4.00%
Medicare	9.62%	4.00%	-5.23%	4.00%

Projections of benefits include the historical pattern of sharing benefit costs between the employers and retired plan members.

**FAIRFIELD UNION LOCAL SCHOOL DISTRICT  
FAIRFIELD COUNTY, OHIO**

NOTES TO THE BASIC FINANCIAL STATEMENTS  
FOR THE FISCAL YEAR ENDED JUNE 30, 2020

**NOTE 15 - DEFINED BENEFIT OPEB PLANS - (Continued)**

For healthy retirees the mortality rates are based on the RP-2014 Annuitant Mortality Table with 50% of rates through age 69, 70% of rates between ages 70 and 79, 90% of rates between ages 80 and 84, and 100% of rates thereafter, projected forward generationally using mortality improvement scale MP-2016. For disabled retirees, mortality rates are based on the RP-2014 Disabled Mortality Table with 90% of rates for males and 100% of rates for females, projected forward generationally using mortality improvement scale MP-2016.

Actuarial assumptions used in the June 30, 2019 valuation are based on the results of an actuarial experience study for the period July 1, 2011 through June 30, 2016.

**Assumption Changes Since the Prior Measurement Date** - There were no changes in assumptions since the prior measurement date of June 30, 2018.

**Benefit Term Changes Since the Prior Measurement Date** - There was no change to the claims costs process. Claim curves were trended to the fiscal year ending June 30, 2020 to reflect the current price renewals. The non-Medicare subsidy percentage was increased effective January 1, 2020 from 1.944% to 1.984% per year of service. The non-Medicare frozen subsidy base premium was increased effective January 1, 2020. The Medicare subsidy percentages were adjusted effective January 1, 2021 to 2.1% for the Medicare plan. The Medicare Part B monthly reimbursement elimination date was postponed to January 1, 2021.

STRS' investment consultant develops an estimate range for the investment return assumption based on the target allocation adopted by the Retirement Board. The target allocation and long-term expected rate of return for each major asset class are summarized as follows:

Asset Class	Target Allocation*	Long-Term Expected Real Rate of Return **
Domestic Equity	28.00 %	7.35 %
International Equity	23.00	7.55
Alternatives	17.00	7.09
Fixed Income	21.00	3.00
Real Estate	10.00	6.00
Liquidity Reserves	1.00	2.25
Total	<u>100.00 %</u>	

\* Target weights will be phased in over a 24-month period concluding on July 1, 2019.

\*\*10-Year geometric nominal returns, which include the real rate of return and inflation of 2.25% and does not include investment expenses. Over a 30-year period, STRS' investment consultant indicates that the above target allocations should generate a return above the actuarial rate of return, without net value added by management.

**Discount Rate** - The discount rate used to measure the total OPEB asset was 7.45% as of June 30, 2019. The projection of cash flows used to determine the discount rate assumes STRS Ohio continues to allocate no employer contributions to the health care fund. Based on these assumptions, the OPEB plan's fiduciary net position was projected to be available to make all projected future benefit payments to current plan members. Therefore, the long-term expected rate of return on health care plan investments of 7.45% was used to measure the total OPEB asset as of June 30, 2019.

**FAIRFIELD UNION LOCAL SCHOOL DISTRICT  
FAIRFIELD COUNTY, OHIO**

NOTES TO THE BASIC FINANCIAL STATEMENTS  
FOR THE FISCAL YEAR ENDED JUNE 30, 2020

**NOTE 15 - DEFINED BENEFIT OPEB PLANS - (Continued)**

*Sensitivity of the District's Proportionate Share of the Net OPEB Asset to Changes in the Discount and Health Care Cost Trend Rate* - The following table represents the net OPEB asset as of June 30, 2019, calculated using the current period discount rate assumption of 7.45%, as well as what the net OPEB asset would be if it were calculated using a discount rate that is one percentage point lower (6.45%) or one percentage point higher (8.45%) than the current assumption. Also shown is the net OPEB asset as if it were calculated using health care cost trend rates that are one percentage point lower or one percentage point higher than the current health care cost trend rates.

	1% Decrease	Current Discount Rate	1% Increase
District's proportionate share of the net OPEB asset	\$ 1,087,601	\$ 1,274,581	\$ 1,431,787
	1% Decrease	Current Trend Rate	1% Increase
District's proportionate share of the net OPEB asset	\$ 1,445,316	\$ 1,274,581	\$ 1,065,472

**NOTE 16 - BUDGETARY BASIS OF ACCOUNTING**

While reporting financial position, results of operations, and changes in fund balance on the basis of generally accepted accounting principles (GAAP), the budgetary basis as provided by law is based upon accounting for certain transactions on a basis of cash receipts and disbursements.

The statement of revenue, expenditures and changes in fund balance - budget and actual (non-GAAP budgetary basis) presented for the general fund is presented on the budgetary basis to provide a meaningful comparison of actual results with the budget. The major differences between the budget basis and the GAAP basis are that:

- (a) Revenues and other financing sources are recorded when received in cash (budget basis) as opposed to when susceptible to accrual (GAAP basis);
- (b) Expenditures and other financing uses are recorded when paid in cash (budget basis) as opposed to when the liability is incurred (GAAP basis);
- (c) In order to determine compliance with Ohio law, and to reserve that portion of the applicable appropriation, total outstanding encumbrances (budget basis) are recorded as the equivalent of an expenditure, as opposed to assigned or committed fund balance for that portion of outstanding encumbrances not already recognized as an account payable (GAAP basis); and,
- (d) Some funds are included in the general fund (GAAP basis), but have separate legally adopted budgets (budget basis).

**FAIRFIELD UNION LOCAL SCHOOL DISTRICT  
FAIRFIELD COUNTY, OHIO**

NOTES TO THE BASIC FINANCIAL STATEMENTS  
FOR THE FISCAL YEAR ENDED JUNE 30, 2020

**NOTE 16 - BUDGETARY BASIS OF ACCOUNTING - (Continued)**

The adjustments necessary to convert the results of operations for the year on the budget basis to the GAAP basis for the general fund is as follows:

**Net Change in Fund Balance**

	<u>General fund</u>
Budget basis	\$ 658,949
Net adjustment for revenue accruals	(357,679)
Net adjustment for expenditure accruals	237,308
Net adjustment for other sources/uses	(23,502)
Funds budgeted elsewhere	269
Adjustment for encumbrances	128,127
GAAP basis	\$ 643,472

Certain funds that are legally budgeted in separate special revenue funds are considered part of the general fund on a GAAP basis. This includes the class play fund and the public school support fund.

**NOTE 17 - CONTINGENCIES**

**A. Grants**

The District receives significant financial assistance from numerous federal, state and local agencies in the form of grants. The disbursement of funds received under these programs generally requires compliance with terms and conditions specified in the grant agreements and are subject to audit by the grantor agencies. Any disallowed claims resulting from such audits could become a liability of the District. However, in the opinion of management, any such disallowed claims will not have a material effect on the financial position of the District.

**B. Litigation**

The District is involved in no material litigation as either plaintiff or defendant.

**NOTE 18 - SET-ASIDES**

The District is required by State law to annually set-aside certain general fund revenue amounts, as defined by statutory formula, for the acquisition and construction of capital improvements. Amounts not spent by the end of the fiscal year or offset by similarly restricted resources received during the year must be held in cash at fiscal year-end. This amount must be carried forward to be used for the same purpose in future years. Expenditures exceeding the set-aside requirement may not be carried forward to the next fiscal year.

The following cash-basis information describes the change in the fiscal year-end set-aside amount for capital improvements. Disclosure of this information is required by State statute.

**FAIRFIELD UNION LOCAL SCHOOL DISTRICT  
FAIRFIELD COUNTY, OHIO**

**NOTES TO THE BASIC FINANCIAL STATEMENTS  
FOR THE FISCAL YEAR ENDED JUNE 30, 2020**

**NOTE 18 - SET-ASIDES - (Continued)**

	<u>Capital Improvements</u>
Set-aside balance June 30, 2019	\$ -
Current year set-aside requirement	354,517
Current year offsets	(331,256)
Prior year offset from bond proceeds	<u>(23,261)</u>
Total	<u>\$ -</u>
Balance carried forward to fiscal year 2021	<u>\$ -</u>
Set-aside balance June 30, 2020	<u>\$ -</u>

In prior fiscal years, the District issued \$26,444,548 in general obligation bonds. These proceeds may be used to reduce the capital improvements set-aside amount to zero for future years. The amount presented for prior year offset from bond proceeds is limited to an amount needed to reduce the capital improvements set-aside balance to \$0. The District is responsible for tracking the amount of bond proceeds that may be used as an offset in future periods, which was \$26,370,243 at June 30, 2020.

**NOTE 19 - OTHER COMMITMENTS**

The District utilizes encumbrance accounting as part of its budgetary controls. Encumbrances outstanding at year end may be reported as part of restricted, committed, or assigned classifications of fund balance. At year end, the District’s commitments for encumbrances in the governmental funds were as follows:

<u>Fund</u>	<u>Year-End Encumbrances</u>
General fund	\$ 127,602
Other nonmajor governmental funds	<u>18,220</u>
Total	<u>\$ 145,822</u>

**NOTE 20 - COVID-19**

The United States and the State of Ohio declared a state of emergency in March 2020 due to the COVID-19 pandemic. The financial impact of COVID-19 and the continuing emergency measures may impact subsequent periods of the District. The District’s investment portfolio and the investments of the pension and other employee benefit plans are subject to increased market volatility, which could result in a significant decline in fair value, consistent with the general decline in financial markets. However, because the values of individual investments fluctuate with market conditions, the amount of losses that will be recognized in subsequent periods, if any, cannot be determined. In addition, the impact on the District’s future operating costs, revenues, and any recovery from emergency funding, either federal or state, cannot be estimated.

**NOTE 21 - SUBSEQUENT EVENT**

The District left the South Central Ohio Insurance Consortium on July 1, 2020. The District began funding their self-insurance through United Healthcare on the same date.

THIS PAGE IS INTENTIONALLY LEFT BLANK

REQUIRED SUPPLEMENTARY INFORMATION

**FAIRFIELD UNION LOCAL SCHOOL DISTRICT  
FAIRFIELD COUNTY, OHIO**

SCHEDULES OF REQUIRED SUPPLEMENTARY INFORMATION

SCHEDULE OF THE DISTRICT'S PROPORTIONATE SHARE OF  
THE NET PENSION LIABILITY  
SCHOOL EMPLOYEES RETIREMENT SYSTEM (SERS) OF OHIO

LAST SEVEN FISCAL YEARS

	<u>2020</u>	<u>2019</u>	<u>2018</u>	<u>2017</u>
District's proportion of the net pension liability	0.07937650%	0.08077210%	0.08169500%	0.08188570%
District's proportionate share of the net pension liability	\$ 4,749,235	\$ 4,625,968	\$ 4,881,096	\$ 5,993,278
District's covered payroll	\$ 2,741,422	\$ 2,702,037	\$ 2,585,229	\$ 2,630,750
District's proportionate share of the net pension liability as a percentage of its covered payroll	173.24%	171.20%	188.81%	227.82%
Plan fiduciary net position as a percentage of the total pension liability	70.85%	71.36%	69.50%	62.98%

Note: Information prior to 2014 was unavailable. Schedule is intended to show information for 10 years. Additional years will be displayed as they become available.

Amounts presented for each fiscal year were determined as of the District's measurement date which is the prior year-end.

SEE ACCOMPANYING NOTES TO THE REQUIRED SUPPLEMENTARY INFORMATION



<u>2016</u>	<u>2015</u>	<u>2014</u>
0.08119620%	0.08729400%	0.08729400%
\$ 4,633,134	\$ 4,417,900	\$ 5,191,094
\$ 2,444,431	\$ 2,536,580	\$ 2,363,483
189.54%	174.17%	219.64%
69.16%	71.70%	65.52%

**FAIRFIELD UNION LOCAL SCHOOL DISTRICT  
FAIRFIELD COUNTY, OHIO**

SCHEDULES OF REQUIRED SUPPLEMENTARY INFORMATION

SCHEDULE OF THE DISTRICT'S PROPORTIONATE SHARE OF  
THE NET PENSION LIABILITY  
STATE TEACHERS RETIREMENT SYSTEM (STRS) OF OHIO

LAST SEVEN FISCAL YEARS

	<u>2020</u>	<u>2019</u>	<u>2018</u>	<u>2017</u>
District's proportion of the net pension liability	0.07695630%	0.07599311%	0.07640378%	0.07239644%
District's proportionate share of the net pension liability	\$ 17,018,423	\$ 16,709,179	\$ 18,149,882	\$ 24,233,271
District's covered payroll	\$ 8,947,857	\$ 8,808,193	\$ 8,646,729	\$ 7,813,743
District's proportionate share of the net pension liability as a percentage of its covered payroll	190.20%	189.70%	209.90%	310.14%
Plan fiduciary net position as a percentage of the total pension liability	77.40%	77.31%	75.30%	66.80%

Note: Information prior to 2014 was unavailable. Schedule is intended to show information for 10 years. Additional years will be displayed as they become available.

Amounts presented for each fiscal year were determined as of the District's measurement date which is the prior year-end.

SEE ACCOMPANYING NOTES TO THE REQUIRED SUPPLEMENTARY INFORMATION

<b>2016</b>	<b>2015</b>	<b>2014</b>
0.73053120%	0.07487082%	0.07487082%
\$ 20,189,746	\$ 18,211,175	\$ 21,693,032
\$ 7,748,593	\$ 7,649,731	\$ 7,623,585
260.56%	238.06%	284.55%
72.10%	74.70%	69.30%

**FAIRFIELD UNION LOCAL SCHOOL DISTRICT  
FAIRFIELD COUNTY, OHIO**

SCHEDULES OF REQUIRED SUPPLEMENTARY INFORMATION

SCHEDULE OF DISTRICT PENSION CONTRIBUTIONS  
SCHOOL EMPLOYEES RETIREMENT SYSTEM (SERS) OF OHIO

LAST TEN FISCAL YEARS

	<u>2020</u>	<u>2019</u>	<u>2018</u>	<u>2017</u>
Contractually required contribution	\$ 390,410	\$ 370,092	\$ 364,775	\$ 361,932
Contributions in relation to the contractually required contribution	<u>(390,410)</u>	<u>(370,092)</u>	<u>(364,775)</u>	<u>(361,932)</u>
Contribution deficiency (excess)	<u>\$ -</u>	<u>\$ -</u>	<u>\$ -</u>	<u>\$ -</u>
District's covered payroll	\$ 2,788,643	\$ 2,741,422	\$ 2,702,037	\$ 2,585,229
Contributions as a percentage of covered payroll	14.00%	13.50%	13.50%	14.00%

SEE ACCOMPANYING NOTES TO THE REQUIRED SUPPLEMENTARY INFORMATION

<u>2016</u>	<u>2015</u>	<u>2014</u>	<u>2013</u>	<u>2012</u>	<u>2011</u>
\$ 368,305	\$ 322,176	\$ 351,570	\$ 327,106	\$ 307,733	\$ 281,342
<u>(368,305)</u>	<u>(322,176)</u>	<u>(351,570)</u>	<u>(327,106)</u>	<u>(307,733)</u>	<u>(281,342)</u>
<u>\$ -</u>	<u>\$ -</u>	<u>\$ -</u>	<u>\$ -</u>	<u>\$ -</u>	<u>\$ -</u>
\$ 2,630,750	\$ 2,444,431	\$ 2,536,580	\$ 2,363,483	\$ 2,287,978	\$ 2,238,202
14.00%	13.18%	13.86%	13.84%	13.45%	12.57%

**FAIRFIELD UNION LOCAL SCHOOL DISTRICT  
FAIRFIELD COUNTY, OHIO**

SCHEDULES OF REQUIRED SUPPLEMENTARY INFORMATION

SCHEDULE OF DISTRICT PENSION CONTRIBUTIONS  
STATE TEACHERS RETIREMENT SYSTEM (STRS) OF OHIO

LAST TEN FISCAL YEARS

	<u>2020</u>	<u>2019</u>	<u>2018</u>	<u>2017</u>
Contractually required contribution	\$ 1,262,044	\$ 1,252,700	\$ 1,233,147	\$ 1,210,542
Contributions in relation to the contractually required contribution	<u>(1,262,044)</u>	<u>(1,252,700)</u>	<u>(1,233,147)</u>	<u>(1,210,542)</u>
Contribution deficiency (excess)	<u>\$ -</u>	<u>\$ -</u>	<u>\$ -</u>	<u>\$ -</u>
District's covered payroll	\$ 9,014,600	\$ 8,947,857	\$ 8,808,193	\$ 8,646,729
Contributions as a percentage of covered payroll	14.00%	14.00%	14.00%	14.00%

SEE ACCOMPANYING NOTES TO THE REQUIRED SUPPLEMENTARY INFORMATION

<u>2016</u>	<u>2015</u>	<u>2014</u>	<u>2013</u>	<u>2012</u>	<u>2011</u>
\$ 1,093,924	\$ 1,084,803	\$ 994,465	\$ 991,066	\$ 955,874	\$ 1,014,797
<u>(1,093,924)</u>	<u>(1,084,803)</u>	<u>(994,465)</u>	<u>(991,066)</u>	<u>(955,874)</u>	<u>(1,014,797)</u>
<u>\$ -</u>	<u>\$ -</u>	<u>\$ -</u>	<u>\$ -</u>	<u>\$ -</u>	<u>\$ -</u>
\$ 7,813,743	\$ 7,748,593	\$ 7,649,731	\$ 7,623,585	\$ 7,352,877	\$ 7,806,131
14.00%	14.00%	13.00%	13.00%	13.00%	13.00%

**FAIRFIELD UNION LOCAL SCHOOL DISTRICT  
FAIRFIELD COUNTY, OHIO**

SCHEDULES OF REQUIRED SUPPLEMENTARY INFORMATION

SCHEDULE OF THE DISTRICT'S PROPORTIONATE SHARE OF  
THE NET OPEB LIABILITY  
SCHOOL EMPLOYEES RETIREMENT SYSTEM (SERS) OF OHIO

LAST FOUR FISCAL YEARS

	<u>2020</u>	<u>2019</u>	<u>2018</u>	<u>2017</u>
District's proportion of the net OPEB liability	0.08086700%	0.08179200%	0.08234880%	0.08248378%
District's proportionate share of the net OPEB liability	\$ 2,033,635	\$ 2,269,131	\$ 2,210,025	\$ 2,351,093
District's covered payroll	\$ 2,741,422	\$ 2,702,037	\$ 2,585,229	\$ 2,630,750
District's proportionate share of the net OPEB liability as a percentage of its covered payroll	74.18%	83.98%	85.49%	89.37%
Plan fiduciary net position as a percentage of the total OPEB liability	15.57%	13.57%	12.46%	11.49%

Note: Information prior to 2017 was unavailable. Schedule is intended to show information for 10 years. Additional years will be displayed as they become available.

Amounts presented for each fiscal year were determined as of the District's measurement date which is the prior year-end.

SEE ACCOMPANYING NOTES TO THE REQUIRED SUPPLEMENTARY INFORMATION



**FAIRFIELD UNION LOCAL SCHOOL DISTRICT  
FAIRFIELD COUNTY, OHIO**

SCHEDULES OF REQUIRED SUPPLEMENTARY INFORMATION

SCHEDULE OF THE DISTRICT'S PROPORTIONATE SHARE OF  
THE NET OPEB LIABILITY/ASSET  
STATE TEACHERS RETIREMENT SYSTEM (STRS) OF OHIO

LAST FOUR FISCAL YEARS

	<u>2020</u>	<u>2019</u>	<u>2018</u>	<u>2017</u>
District's proportion of the net OPEB liability/asset	0.07695630%	0.07599311%	0.07640378%	0.07239644%
District's proportionate share of the net OPEB liability/(asset)	\$ (1,274,581)	\$ (1,221,132)	\$ 2,980,994	\$ 3,871,780
District's covered payroll	\$ 8,947,857	\$ 8,808,193	\$ 8,646,729	\$ 7,813,743
District's proportionate share of the net OPEB liability/asset as a percentage of its covered payroll	14.24%	13.86%	34.48%	49.55%
Plan fiduciary net position as a percentage of the total OPEB liability/asset	174.70%	176.00%	47.10%	37.30%

Note: Information prior to 2017 was unavailable. Schedule is intended to show information for 10 years. Additional years will be displayed as they become available.

Amounts presented for each fiscal year were determined as of the District's measurement date which is the prior year-end.

SEE ACCOMPANYING NOTES TO THE REQUIRED SUPPLEMENTARY INFORMATION

**FAIRFIELD UNION LOCAL SCHOOL DISTRICT  
FAIRFIELD COUNTY, OHIO**

SCHEDULES OF REQUIRED SUPPLEMENTARY INFORMATION

SCHEDULE OF DISTRICT OPEB CONTRIBUTIONS  
SCHOOL EMPLOYEES RETIREMENT SYSTEM (SERS) OF OHIO

LAST TEN FISCAL YEARS

	<u>2020</u>	<u>2019</u>	<u>2018</u>	<u>2017</u>
Contractually required contribution	\$ 53,979	\$ 60,824	\$ 57,027	\$ 42,325
Contributions in relation to the contractually required contribution	<u>(53,979)</u>	<u>(60,824)</u>	<u>(57,027)</u>	<u>(42,325)</u>
Contribution deficiency (excess)	<u>\$ -</u>	<u>\$ -</u>	<u>\$ -</u>	<u>\$ -</u>
District's covered payroll	\$ 2,788,643	\$ 2,741,422	\$ 2,702,037	\$ 2,585,229
Contributions as a percentage of covered payroll	1.94%	2.22%	2.11%	1.64%

SEE ACCOMPANYING NOTES TO THE REQUIRED SUPPLEMENTARY INFORMATION

<u>2016</u>	<u>2015</u>	<u>2014</u>	<u>2013</u>	<u>2012</u>	<u>2011</u>
\$ 39,599	\$ 61,921	\$ 44,270	\$ 37,797	\$ 47,484	\$ 69,767
<u>(39,599)</u>	<u>(61,921)</u>	<u>(44,270)</u>	<u>(37,797)</u>	<u>(47,484)</u>	<u>(69,767)</u>
<u>\$ -</u>	<u>\$ -</u>	<u>\$ -</u>	<u>\$ -</u>	<u>\$ -</u>	<u>\$ -</u>
\$ 2,630,750	\$ 2,444,431	\$ 2,536,580	\$ 2,363,483	\$ 2,287,978	\$ 2,238,202
1.51%	2.53%	1.75%	1.60%	2.08%	3.12%

**FAIRFIELD UNION LOCAL SCHOOL DISTRICT  
FAIRFIELD COUNTY, OHIO**

SCHEDULES OF REQUIRED SUPPLEMENTARY INFORMATION

SCHEDULE OF DISTRICT OPEB CONTRIBUTIONS  
STATE TEACHERS RETIREMENT SYSTEM (STRS) OF OHIO

LAST TEN FISCAL YEARS

	<u>2020</u>	<u>2019</u>	<u>2018</u>	<u>2017</u>
Contractually required contribution	\$ -	\$ -	\$ -	\$ -
Contributions in relation to the contractually required contribution	-	-	-	-
Contribution deficiency (excess)	<u>\$ -</u>	<u>\$ -</u>	<u>\$ -</u>	<u>\$ -</u>
District's covered payroll	\$ 9,014,600	\$ 8,947,857	\$ 8,808,193	\$ 8,646,729
Contributions as a percentage of covered payroll	0.00%	0.00%	0.00%	0.00%

SEE ACCOMPANYING NOTES TO THE REQUIRED SUPPLEMENTARY INFORMATION

<u>2016</u>	<u>2015</u>	<u>2014</u>	<u>2013</u>	<u>2012</u>	<u>2011</u>
\$ -	\$ -	\$ 76,497	\$ 76,236	\$ 73,529	\$ 78,061
-	-	(76,497)	(76,236)	(73,529)	(78,061)
<u>\$ -</u>	<u>\$ -</u>	<u>\$ -</u>	<u>\$ -</u>	<u>\$ -</u>	<u>\$ -</u>
\$ 7,813,743	\$ 7,748,593	\$ 7,649,731	\$ 7,623,585	\$ 7,352,877	\$ 7,806,131
0.00%	0.00%	1.00%	1.00%	1.00%	1.00%

**FAIRFIELD UNION LOCAL SCHOOL DISTRICT  
FAIRFIELD COUNTY, OHIO**

NOTES TO THE REQUIRED SUPPLEMENTARY INFORMATION  
FOR THE FISCAL YEAR ENDED JUNE 30, 2020

PENSION

---

*SCHOOL EMPLOYEES RETIREMENT SYSTEM (SERS) OF OHIO*

Changes in benefit terms: There were no changes in benefit terms from the amounts reported for fiscal years 2014-2017. For fiscal year 2018, SERS changed from a fixed 3% annual increase to a Cost of Living Adjustment (COLA) based on the changes in the Consumer Price Index (CPI-W), with a cap of 2.5% and a floor of 0%. There were no changes in benefit terms from the amounts previously reported for fiscal years 2019-2020.

Changes in assumptions: There were no changes in methods and assumptions used in the calculation of actuarial determined contributions for fiscal years 2014-2016. For fiscal year 2017, the following changes of assumptions affected the total pension liability since the prior measurement date: (a) the assumed rate of inflation was reduced from 3.25% to 3.00%, (b) payroll growth assumption was reduced from 4.00% to 3.50%, (c) assumed real wage growth was reduced from 0.75% to 0.50%, (d) Rates of withdrawal, retirement and disability were updated to reflect recent experience, (e) mortality among active members was updated to RP-2014 Blue Collar Mortality Table with fully generational projection and a five year age set-back for both males and females, (f) mortality among service retired members, and beneficiaries was updated to the following RP-2014 Blue Collar Mortality Table with fully generational projection with Scale BB, 120% of male rates, and 110% of female rates, (g) mortality among disabled members was updated to RP-2000 Disabled Mortality Table, 90% for male rates and 100% for female rates, set back five years is used for the period after disability retirement and (h) the discount rate was reduced from 7.75% to 7.50%. There were no changes in methods and assumptions used in the calculation of actuarial determined contributions for fiscal years 2018-2020.

*STATE TEACHERS RETIREMENT SYSTEM (STRS) OF OHIO*

Changes in benefit terms: There were no changes in benefit terms from the amounts reported for fiscal years 2014-2017. For fiscal year 2018, STRS decreased the Cost of Living Adjustment (COLA) to zero. There were no changes in benefit terms from amounts previously reported for fiscal years 2019-2020.

Changes in assumptions: There were no changes in methods and assumptions used in the calculation of actuarial determined contributions for fiscal years 2014-2017. For fiscal year 2018, the following changes of assumption affected the total pension liability since the prior measurement date: (a) the long term expected rate of return was reduced from 7.75% to 7.45%, (b) the inflation assumption was lowered from 2.75% to 2.50%, (c) the payroll growth assumption was lowered to 3.00%, (d) total salary increases rate was lowered by decreasing the merit component of the individual salary increases, in addition to a decrease of 0.25% due to lower inflation (e) the healthy and disabled mortality assumptions were updated to the RP-2014 mortality tables with generational improvement scale MP-2016 and (f) rates of retirement, termination and disability were modified to better reflect anticipated future experience. There were no changes in methods and assumptions used in the calculation of actuarial determined contributions for fiscal years 2019-2020.

(Continued)

**FAIRFIELD UNION LOCAL SCHOOL DISTRICT  
FAIRFIELD COUNTY, OHIO**

NOTES TO THE REQUIRED SUPPLEMENTARY INFORMATION (CONTINUED)  
FOR THE FISCAL YEAR ENDED JUNE 30, 2020

OTHER POSTEMPLOYMENT BENEFITS (OPEB)

---

*SCHOOL EMPLOYEES RETIREMENT SYSTEM (SERS) OF OHIO*

Changes in benefit terms: There were no changes in benefit terms from the amounts previously reported for fiscal years 2017-2020.

Changes in assumptions: There were no changes in methods and assumptions used in the calculation of actuarial determined contributions for fiscal year 2017. For fiscal year 2018, the following changes of assumptions affected the total OPEB liability since the prior measurement date: (a) assumed rate of inflation was reduced from 3.25% to 3.00%, (b) payroll growth assumption was reduced from 4.00% to 3.50%, (c) assumed real wage growth was reduced from 0.75% to 0.50%, (d) rates of withdrawal, retirement, and disability were updated to reflect recent experience, (e) mortality among active members was updated to the following: RP-2014 Blue Collar Mortality Table with fully generational projection and a five-year age set-back for both males and females, (f) mortality among service retired members, and beneficiaries was updated to the following: RP-2014 Blue Collar Mortality Table with fully generational projection with Scale BB, 120% of male rates, and 110% of female rates, (g) mortality among disabled members was updated to the following: RP-2000 Disabled Mortality Table, 90% for male rates and 100% for female rates, set back five years is used for the period after disability retirement, (h) the municipal bond index rate increased from 2.92% to 3.56% and (i) the single equivalent interest rate, net of plan investment expense, including price inflation increased from 2.98% to 3.63%. For fiscal year 2019, the following changes of assumptions affected the total OPEB liability since the prior measurement date: (a) the discount rate increased from 3.63% to 3.70%, (b) the health care cost trend rates for Medicare were changed from a range of 5.50%-5.00% to a range of 5.375%-4.75% and Pre-Medicare were changed from a range of 7.50%-5.00% to a range of 7.25%-4.75%, (c) the municipal bond index rate increased from 3.56% to 3.62% and (d) the single equivalent interest rate, net of plan investment expense, including price inflation increased from 3.63% to 3.70%. For fiscal year 2020, the following changes of assumptions affected the total OPEB liability since the prior measurement date: (a) the discount rate decreased from 3.70% to 3.22%, (b) the health care cost trend rates for Medicare were changed from a range of 5.375%-4.75% to a range of 5.25%-4.75% and Pre-Medicare were changed from a range of 7.25%-4.75% to a range of 7.00%-4.75%, (c) the municipal bond index rate decreased from 3.62% to 3.13% and (d) the single equivalent interest rate, net of plan investment expense, including price inflation decreased from 3.70% to 3.22%.

*STATE TEACHERS RETIREMENT SYSTEM (STRS) OF OHIO*

Changes in benefit terms: There were no changes in benefit terms from the amounts previously reported for fiscal year 2017. For fiscal year 2018, STRS reduced the subsidy multiplier for non-Medicare benefit recipients from 2.1% to 1.9% per year of service. Medicare Part B premium reimbursements were discontinued for certain survivors and beneficiaries and all remaining Medicare Part B premium reimbursements will be discontinued beginning January 2019. For fiscal year 2019, STRS increased the subsidy multiplier for non-Medicare benefit recipients from 1.9% to 1.944% per year of service effective January 1, 2019. The non-Medicare frozen subsidy base premium was increased January 1, 2019 and all remaining Medicare Part B premium reimbursements will be discontinued beginning January 1, 2020. For fiscal year 2020, STRS increase the subsidy percentage from 1.944% to 1.984% effective January 1, 2020. The Medicare subsidy percentages were adjusted effective January 1, 2021 to 2.1% for the Medicare plan. The Medicare Part B monthly reimbursement elimination date was postponed to January 1, 2021.

Changes in assumptions: There were no changes in methods and assumptions used in the calculation of actuarial determined contributions for fiscal year 2017. For fiscal year 2018, the following changes of assumption affected the total OPEB liability since the prior measurement date: (a) the discount rate was increased from 3.26% to 4.13% based on the methodology defined under GASB Statement No. 74, Financial Reporting for Postemployment Benefit Plans Other Than Pension Plans (OPEB), (b) the long term expected rate of return was reduced from 7.75% to 7.45%, (c) valuation year per capita health care costs were updated, and the salary scale was modified, (d) the percentage of future retirees electing each option was updated based on current data and the percentage of future disabled retirees and terminated vested participants electing health coverage were decreased and (e) the assumed mortality, disability, retirement, withdrawal and future health care cost trend rates were modified along with the portion of rebated prescription drug costs. For fiscal year 2019, the following changes of assumptions affected the total OPEB liability/asset since the prior measurement date: (a) the discount rate was increased from the blended rate of 4.13% to the long-term expected rate of return of 7.45% based on the methodology defined under GASB Statement No. 74, Financial Reporting for Postemployment Benefit Plans Other Than Pension Plans (OPEB) and (b) decrease in health care cost trend rates from 6.00%-11.00% initial; 4.50% ultimate down to Medical Pre-Medicare 6.00% and Medicare 5.00% initial; 4.00% ultimate and Prescription Drug Pre-Medicare 8.00% and Medicare (5.23%) initial; 4.00% ultimate. For fiscal year 2020, health care cost trend rates were changed to the following: medical pre-medicare from 6.00% initial - 4.00% ultimate down to 5.87% initial - 4.00% ultimate; medical medicare from 5.00% initial - 4.00% ultimate down to 4.93% initial - 4.00% ultimate; prescription drug pre-medicare from 8.00% initial - 4.00% ultimate down to 7.73% initial - 4.00% ultimate and (5.23%) initial - 4.00% ultimate up to 9.62% initial - 4.00% ultimate.

## **SUPPLEMENTARY INFORMATION**



**FAIRFIELD UNION LOCAL SCHOOL DISTRICT  
SCHEDULE OF EXPENDITURES OF FEDERAL AWARDS  
FOR THE FISCAL YEAR ENDED JUNE 30, 2020**

FEDERAL GRANTOR/ SUB GRANTOR/ PROGRAM TITLE	CFDA NUMBER	(C) PASS-THROUGH GRANT NUMBER	(A) CASH FEDERAL DISBURSEMENTS
<b>U.S. DEPARTMENT OF AGRICULTURE PASSED THROUGH THE OHIO DEPARTMENT OF EDUCATION</b>			
<b>Child Nutrition Cluster:</b>			
(E) School Breakfast Program	10.553	2020	\$ 75,694
(E) School Breakfast Program - COVID-19	10.553	2020	48,601
<b>Total School Breakfast Program</b>			<u>124,295</u>
(E) National School Lunch Program	10.555	2020	229,292
(E) National School Lunch Program - COVID-19	10.555	2020	99,387
(D) National School Lunch Program - Food Donation	10.555	2020	160,283
<b>Total National School Lunch Program</b>			<u>488,962</u>
<b>Total U.S. Department of Agriculture and Child Nutrition Cluster</b>			<u>613,257</u>
<b>U.S. DEPARTMENT OF EDUCATION PASSED THROUGH THE OHIO DEPARTMENT OF EDUCATION</b>			
Title I Grants to Local Educational Agencies	84.010	2019	29,493
Title I Grants to Local Educational Agencies	84.010	2020	190,667
<b>Total Title I Grants to Local Educational Agencies</b>			<u>220,160</u>
<b>Special Education Cluster (IDEA):</b>			
Special Education_Grants to States	84.027	2019	59,674
Special Education_Grants to States	84.027	2020	331,574
Special Education_Grants to States - Restoration	84.027	2020	71,991
<b>Total Special Education_Grants to States</b>			<u>463,239</u>
Special Education_Preschool Grants	84.173	2020	7,219
<b>Total Special Education Cluster (IDEA)</b>			<u>470,458</u>
Student Support and Academic Enrichment Program	84.424	2019	13,640
Student Support and Academic Enrichment Program	84.424	2020	18,166
<b>Total Student Support and Academic Enrichment Program</b>			<u>31,806</u>
Supporting Effective Instruction State Grants	84.367	2019	8,242
Supporting Effective Instruction State Grants	84.367	2020	40,717
<b>Total Supporting Effective Instruction State Grants</b>			<u>48,959</u>
<b>Total U.S. Department of Education</b>			<u>771,383</u>
<b>Total Federal Financial Assistance</b>			<u>\$ 1,384,640</u>

**NOTES TO THE SCHEDULE OF EXPENDITURES OF FEDERAL AWARDS:**

- (A) This schedule includes the federal award activity of the Fairfield Union Local School District under programs of the federal fiscal year ended June 30, 2020 and is prepared in accordance with the cash basis of accounting. The information on this schedule is prepared in accordance with the requirements of Title 2 U.S. Code of Federal Regulations Part 200, *Uniform Administrative Cost Principles, and Audit Requirements for Federal Awards* (Uniform Guidance). Because the schedule presents only a selected operations of the Fairfield Union Local School District, it is not intended to and does not present the financial position, changes in position, or cash flows of the Fairfield Union Local School District.
- (B) CFR Section 200.414 of the Uniform Guidance allows a non-federal entity that has never received a negotiated indirect cost rate to charge a de minimis rate of 10% of modified total direct costs to indirect costs. The District has not elected to use the 10% de minimis indirect cost rate.
- (C) OAKS did not assign pass-through numbers for fiscal year 2020.
- (D) The Food Donation Program is a non-cash, in kind, federal grant. Commodities are reported at the entitlement value.
- (E) Commingled with state and local revenue from sales of breakfasts and lunches; assumed expenditures were made on a first-in, first-out basis.

**Independent Auditor's Report on Internal Control Over Financial Reporting and on Compliance and Other Matters Based on an Audit of Financial Statements Performed in Accordance with *Government Auditing Standards***

Fairfield Union Local School District  
Fairfield County  
6417 Cincinnati-Zanesville Road NE  
Lancaster, Ohio 43130

To the Members of the Board of Education:

We have audited, in accordance with the auditing standards generally accepted in the United States of America and the standards applicable to financial audits contained in *Government Auditing Standards* issued by the Comptroller General of the United States, the financial statements of the governmental activities, each major fund, and the aggregate remaining fund information of the Fairfield Union Local School District, Fairfield County, Ohio, as of and for the fiscal year ended June 30, 2020, and the related notes to the financial statements, which collectively comprise the Fairfield Union Local School District's basic financial statements, and have issued our report thereon dated December 11, 2020, wherein we noted as described in Note 3 to the financial statements, the Fairfield Union Local School District adopted GASBS No. 84, *Fiduciary Activities*. Furthermore, as described in Note 20 to the financial statements, the financial impact of COVID-19 and the continuing emergency measures may impact subsequent periods.

***Internal Control over Financial Reporting***

In planning and performing our audit of the financial statements, we considered the Fairfield Union Local School District's internal control over financial reporting (internal control) as a basis for designing audit procedures that are appropriate in the circumstances for the purpose of expressing our opinions on the financial statements, but not for the purpose of expressing an opinion on the effectiveness of the Fairfield Union Local School District's internal control. Accordingly, we do not express an opinion on the effectiveness of the Fairfield Union Local School District's internal control.

A *deficiency in internal control* exists when the design or operation of a control does not allow management or employees, in the normal course of performing their assigned functions, to prevent, or detect and correct, misstatements on a timely basis. A *material weakness* is a deficiency, or a combination of deficiencies, in internal control, such that there is a reasonable possibility that a material misstatement of the Fairfield Union Local School District's financial statements will not be prevented, or detected and corrected, on a timely basis. A *significant deficiency* is a deficiency, or a combination of deficiencies, in internal control that is less severe than a material weakness, yet important enough to merit attention by those charged with governance.

Our consideration of internal control was for the limited purpose described in the first paragraph of this section and was not designed to identify all deficiencies in internal control that might be material weaknesses or significant deficiencies. Given these limitations, during our audit we did not identify any deficiencies in internal control that we consider to be material weaknesses. However, material weaknesses may exist that have not been identified.

***Compliance and Other Matters***

As part of obtaining reasonable assurance about whether the Fairfield Union Local School District's financial statements are free from material misstatement, we performed tests of its compliance with certain provisions of laws, regulations, contracts, and grant agreements, noncompliance with which could have a direct and material effect on the financial statements. However, providing an opinion on compliance with those provisions was not an objective of our audit, and accordingly, we do not express such an opinion. The results of our tests disclosed no instances of noncompliance or other matters that are required to be reported under *Government Auditing Standards*.

***Purpose of this Report***

The purpose of this report is solely to describe the scope of our testing of internal control and compliance and the results of that testing, and not to provide an opinion on the effectiveness of the Fairfield Union Local School District's internal control or on compliance. This report is an integral part of an audit performed in accordance with *Government Auditing Standards* in considering the Fairfield Union Local School District's internal control and compliance. Accordingly, this communication is not suitable for any other purpose.



Julian & Grube, Inc.  
December 11, 2020

**Independent Auditor's Report on Compliance for the Major Program  
and on Internal Control Over Compliance Required by the Uniform Guidance**

Fairfield Union Local School District  
Fairfield County  
6417 Cincinnati-Zanesville Road NE  
Lancaster, Ohio 43130

To the Members of the Board of Education:

***Report on Compliance for the Major Federal Program***

We have audited the Fairfield Union Local School District's compliance with the types of compliance requirements described in the *OMB Compliance Supplement* that could have a direct and material effect on the Fairfield Union Local School District's major federal program for the fiscal year ended June 30, 2020. The Fairfield Union Local School District's major federal program is identified in the summary of auditor's results section of the accompanying schedule of findings.

***Management's Responsibility***

Management is responsible for compliance with federal statutes, regulations, and the terms and conditions of its federal awards applicable to its federal programs.

***Auditor's Responsibility***

Our responsibility is to express an opinion on compliance for the Fairfield Union Local School District's major federal program based on our audit of the types of compliance requirements referred to above. We conducted our audit of compliance in accordance with auditing standards generally accepted in the United States of America; the standards applicable to financial audits contained in *Government Auditing Standards*, issued by the Comptroller General of the United States; and the audit requirements of Title 2 U.S. *Code of Federal Regulations* Part 200, *Uniform Administrative Requirements, Cost Principles, and Audit Requirements for Federal Awards* (Uniform Guidance). Those standards and the Uniform Guidance require that we plan and perform the audit to obtain reasonable assurance about whether noncompliance with the types of compliance requirements referred to above that could have a direct and material effect on a major federal program occurred. An audit includes examining, on a test basis, evidence about the Fairfield Union Local School District's compliance with those requirements and performing such other procedures as we considered necessary in the circumstances.

We believe that our audit provides a reasonable basis for our opinion on compliance for the major federal program. However, our audit does not provide a legal determination of the Fairfield Union Local School District's compliance.

***Opinion on the Major Federal Program***

In our opinion, the Fairfield Union Local School District complied, in all material respects, with the types of compliance requirements referred to above that could have a direct and material effect on the major federal program for the fiscal year ended June 30, 2020.

***Report on Internal Control over Compliance***

Management of the Fairfield Union Local School District is responsible for establishing and maintaining effective internal control over compliance with the types of compliance requirements referred to above. In planning and performing our audit of compliance, we considered the Fairfield Union Local School District's internal control over compliance with the types of requirements that could have a direct and material effect on the major federal program to determine the auditing procedures that are appropriate in the circumstances for the purpose of expressing an opinion on compliance for the major federal program and to test and report on internal control over compliance in accordance with the Uniform Guidance, but not for the purpose of expressing an opinion on the effectiveness of internal control over compliance. Accordingly, we do not express an opinion on the effectiveness of the Fairfield Union Local School District's internal control over compliance.

*A deficiency in internal control over compliance* exists when the design or operation of a control over compliance does not allow management or employees, in the normal course of performing their assigned functions, to prevent, or detect and correct, noncompliance with a type of compliance requirement of a federal program on a timely basis. *A material weakness in internal control over compliance* is a deficiency, or a combination of deficiencies, in internal control over compliance, such that there is a reasonable possibility that material noncompliance with a type of compliance requirement of a federal program will not be prevented, or detected and corrected, on a timely basis. *A significant deficiency in internal control over compliance* is a deficiency, or a combination of deficiencies, in internal control over compliance with a type of compliance requirement of a federal program that is less severe than a material weakness in internal control over compliance, yet important enough to merit attention by those charged with governance.

Our consideration of internal control over compliance was for the limited purpose described in the first paragraph of this section and was not designed to identify all deficiencies in internal control over compliance that might be material weaknesses or significant deficiencies. We did not identify any deficiencies in internal control over compliance that we consider to be material weaknesses. However, material weaknesses may exist that have not been identified.

The purpose of this report on internal control over compliance is solely to describe the scope of our testing of internal control over compliance and the results of that testing based on the requirements of the Uniform Guidance. Accordingly, this report is not suitable for any other purpose.



Julian & Grube, Inc.  
December 11, 2020

**FAIRFIELD UNION LOCAL SCHOOL DISTRICT  
FAIRFIELD COUNTY, OHIO**

**SCHEDULE OF FINDINGS  
2 CFR § 200.515  
JUNE 30, 2020**

<b>1. SUMMARY OF AUDITOR'S RESULTS</b>		
<i>(d)(1)(i)</i>	<i>Type of Financial Statement Opinion</i>	Unmodified
<i>(d)(1)(ii)</i>	<i>Were there any material control weaknesses reported at the financial statement level (GAGAS)?</i>	No
<i>(d)(1)(ii)</i>	<i>Were there any other significant deficiencies in internal control reported at the financial statement level (GAGAS)?</i>	No
<i>(d)(1)(iii)</i>	<i>Was there any reported material noncompliance at the financial statement level (GAGAS)?</i>	No
<i>(d)(1)(iv)</i>	<i>Were there any material internal control weaknesses reported for major federal programs?</i>	No
<i>(d)(1)(iv)</i>	<i>Were there any significant deficiencies in internal control reported for major federal programs?</i>	No
<i>(d)(1)(v)</i>	<i>Type of Major Program's Compliance Opinion</i>	Unmodified
<i>(d)(1)(vi)</i>	<i>Are there any reportable findings under 2 CFR §200.516(a)?</i>	No
<i>(d)(1)(vii)</i>	<i>Major Program (listed):</i>	Special Education Cluster (IDEA)
<i>(d)(1)(viii)</i>	<i>Dollar Threshold: Type A/B Programs</i>	Type A: > \$750,000 Type B: all others
<i>(d)(1)(ix)</i>	<i>Low Risk Auditee under 2 CFR § 200.520?</i>	Yes

<b>2. FINDINGS RELATED TO THE BASIC FINANCIAL STATEMENTS REQUIRED TO BE REPORTED IN ACCORDANCE WITH GAGAS</b>
---

None

<b>3. FINDINGS AND QUESTIONED COSTS FOR FEDERAL AWARDS</b>
--

None

# OHIO AUDITOR OF STATE KEITH FABER



**FAIRFIELD UNION LOCAL SCHOOL DISTRICT**

**FAIRFIELD COUNTY**

**AUDITOR OF STATE OF OHIO CERTIFICATION**

This is a true and correct copy of the report, which is required to be filed pursuant to Section 117.26, Revised Code, and which is filed in the Office of the Ohio Auditor of State in Columbus, Ohio.



**Certified for Release 4/15/2021**

88 East Broad Street, Columbus, Ohio 43215  
Phone: 614-466-4514 or 800-282-0370

This report is a matter of public record and is available online at  
[www.ohioauditor.gov](http://www.ohioauditor.gov)