

**GRANDVIEW HEIGHTS
CITY SCHOOL DISTRICT**
FRANKLIN COUNTY, OHIO

REGULAR AUDIT

**FOR THE FISCAL YEAR ENDED
JUNE 30, 2020**

OHIO AUDITOR OF STATE
KEITH FABER



88 East Broad Street
Columbus, Ohio 43215
IPARepor@ohioauditor.gov
(800) 282-0370

Board of Education
Grandview Heights City School District
1587 West Third Ave
Grandview Heights, Ohio 43212

We have reviewed the *Independent Auditor's Report* of Grandview Heights City School District, Franklin County, prepared by Julian & Grube, Inc., for the audit period July 1, 2019 through June 30, 2020. Based upon this review, we have accepted these reports in lieu of the audit required by Section 117.11, Revised Code. The Auditor of State did not audit the accompanying financial statements and, accordingly, we are unable to express, and do not express an opinion on them.

Our review was made in reference to the applicable sections of legislative criteria, as reflected by the Ohio Constitution, and the Revised Code, policies, procedures and guidelines of the Auditor of State, regulations and grant requirements. Grandview Heights City School District is responsible for compliance with these laws and regulations.

A handwritten signature in cursive script that reads "Keith Faber".

Keith Faber
Auditor of State
Columbus, Ohio

February 03, 2021

This page intentionally left blank.

**GRANDVIEW HEIGHTS CITY SCHOOL DISTRICT
FRANKLIN COUNTY, OHIO**

TABLE OF CONTENTS

Independent Auditor’s Report	1 - 2
Management’s Discussion and Analysis	3 - 15
Basic Financial Statements:	
Government-Wide Financial Statements:	
Statement of Net Position	17
Statement of Activities	18 - 19
Fund Financial Statements:	
Balance Sheet - Governmental Funds	20
Reconciliation of Total Governmental Fund Balances to Net Position of Governmental Activities	21
Statement of Revenues, Expenditures and Changes in Fund Balances - Governmental Funds.....	22
Reconciliation of the Statement of Revenues, Expenditures and Changes in Fund Balances of Governmental Funds to the Statement of Activities	23
Statement of Revenues, Expenditures and Changes in Fund Balance - Budget and Actual - Non-GAAP Budgetary Basis - General Fund	24
Statement of Net Position - Proprietary Funds	25
Statement of Revenues, Expenses and Changes in Net Position - Proprietary Funds	26
Statement of Cash Flows - Proprietary Funds	27
Statement of Changes in Fiduciary Net Position - Fiduciary Fund	28
Notes to the Basic Financial Statements.....	29 - 71
Required Supplementary Information:	
Schedule of the District’s Proportionate Share of the Net Pension Liability:	
School Employees Retirement System (SERS) of Ohio	74 - 75
State Teachers Retirement System (STRS) of Ohio	76 - 77
Schedule of District Pension Contributions:	
School Employees Retirement System (SERS) of Ohio	78 - 79
State Teachers Retirement System (STRS) of Ohio	80 - 81
Schedule of the District’s Proportionate Share of the Net OPEB Liability/Asset:	
School Employees Retirement System (SERS) of Ohio	82
State Teachers Retirement System (STRS) of Ohio	83
Schedule of District OPEB Contributions:	
School Employees Retirement System (SERS) of Ohio	84 - 85
State Teachers Retirement System (STRS) of Ohio	86 - 87
Notes to the Required Supplementary Information	88 - 89
Independent Auditor’s Report on Internal Control over Financial Reporting and on Compliance and Other Matters Based on an Audit of Financial Statements Performed in Accordance with <i>Government Auditing Standards</i>	90 - 91

This page intentionally left blank.

Independent Auditor's Report

Grandview Heights City School District
Franklin County
1587 West Third Avenue
Columbus, Ohio 43212

To the Board of Education:

Report on the Financial Statements

We have audited the accompanying financial statements of the governmental activities, the business-type activities, each major fund, and the aggregate remaining fund information of the Grandview Heights City School District, Franklin County, Ohio, as of and for the fiscal year ended June 30, 2020, and the related notes to the financial statements, which collectively comprise the Grandview Heights City School District's basic financial statements as listed in the table of contents.

Management's Responsibility for the Financial Statements

Management is responsible for the preparation and fair presentation of these financial statements in accordance with accounting principles generally accepted in the United States of America; this includes the design, implementation, and maintenance of internal control relevant to the preparation and fair presentation of financial statements that are free from material misstatement, whether due to fraud or error.

Auditor's Responsibility

Our responsibility is to express opinions on these financial statements based on our audit. We conducted our audit in accordance with auditing standards generally accepted in the United States of America and the standards applicable to financial audits contained in *Government Auditing Standards*, issued by the Comptroller General of the United States. Those standards require that we plan and perform the audit to obtain reasonable assurance about whether the financial statements are free from material misstatement.

An audit involves performing procedures to obtain audit evidence about the amounts and disclosures in the financial statements. The procedures selected depend on the auditor's judgment, including the assessment of the risks of material misstatement of the financial statements, whether due to fraud or error. In making those risk assessments, the auditor considers internal control relevant to the Grandview Heights City School District's preparation and fair presentation of the financial statements in order to design audit procedures that are appropriate in the circumstances, but not for the purpose of expressing an opinion on the effectiveness of the Grandview Heights City School District's internal control. Accordingly, we express no such opinion. An audit also includes evaluating the appropriateness of accounting policies used and the reasonableness of significant accounting estimates made by management, as well as evaluating the overall presentation of the financial statements.

We believe that the audit evidence we have obtained is sufficient and appropriate to provide a basis for our audit opinions.

Opinions

In our opinion, the financial statements referred to above present fairly, in all material respects, the respective financial position of the governmental activities, the business-type activities, each major fund, and the aggregate remaining fund information of the Grandview Heights City School District, Franklin County, Ohio, as of June 30, 2020, and the respective changes in financial position, and where applicable, cash flows thereof and the budgetary comparison for the general fund for the fiscal year then ended in accordance with the accounting principles generally accepted in the United States of America.

Emphasis of Matters

As described in Note 3 to the financial statements, in 2020, the Grandview Heights City School District adopted new accounting guidance, GASBS No. 84, *Fiduciary Activities*. As described in Note 18 to the financial statements, the financial impact of COVID-19 and the continuing emergency measures may impact subsequent periods of the Grandview Heights City School District. Our opinions are not modified with respect to these matters.

Other Matters

Required Supplementary Information

Accounting principles generally accepted in the United States of America require that the *management's discussion and analysis, and schedules of net pension and other post-employment benefit assets and liabilities and pension and other post-employment benefit contributions* listed in the table of contents, be presented to supplement the basic financial statements. Such information, although not a part of the basic financial statements, is required by the Governmental Accounting Standards Board, who considers it to be an essential part of financial reporting for placing the basic financial statements in an appropriate operational, economic, or historical context. We have applied certain limited procedures to the required supplementary information in accordance with auditing standards generally accepted in the United States of America, which consisted of inquiries of management about the methods of preparing the information and comparing the information for consistency with management's responses to our inquiries, the basic financial statements, and other knowledge we obtained during our audit of the basic financial statements. We do not express an opinion or provide any assurance on the information because the limited procedures do not provide us with sufficient evidence to express an opinion or provide any assurance.

Other Reporting Required by Government Auditing Standards

In accordance with *Government Auditing Standards*, we have also issued our report dated November 18, 2020, on our consideration of the Grandview Heights City School District's internal control over financial reporting and on our tests of its compliance with certain provisions of laws, regulations, contracts, and grant agreements and other matters. The purpose of that report is solely to describe the scope of our testing of internal control over financial reporting and compliance and the results of that testing, and not to provide an opinion on the effectiveness of the Grandview Heights City School District's internal control over financial reporting or on compliance. That report is an integral part of an audit performed in accordance with *Government Auditing Standards* in considering the Grandview Heights City School District's internal control over financial reporting and compliance.



Julian & Grube, Inc.
November 18, 2020

**GRANDVIEW HEIGHTS CITY SCHOOL DISTRICT
FRANKLIN COUNTY, OHIO**

**MANAGEMENT'S DISCUSSION AND ANALYSIS
FOR THE FISCAL YEAR ENDED JUNE 30, 2020**

The management's discussion and analysis of Grandview Heights City School District's (the "District") financial performance provides an overall review of the District's financial activities for the fiscal year ended June 30, 2020. The intent of this discussion and analysis is to look at the District's financial performance as a whole; readers should also review the notes to the basic financial statements and basic financial statements to enhance their understanding of the District's financial performance.

Financial Highlights

Key financial highlights for 2020 are as follows:

- In total, net position decreased \$1,786,144 from 2019's restated net position. Net position of governmental activities decreased \$1,579,887, which represents a 52.85% decrease from 2019's restated net position. Business-type activities net position decreased \$206,257 from 2019.
- General revenues accounted for \$18,294,035 in revenue or 84.78% of governmental activities revenues. Program specific revenues in the form of charges for services and sales, operating grants and contributions accounted for \$3,284,004 or 15.22% of governmental activities revenues.
- The District had \$23,057,926 in expenses related to governmental activities; only \$3,284,004 of these expenses was offset by program specific charges for services, operating grants or contributions resulting in a net cost of \$19,773,922 for the District. General revenues supporting governmental activities (primarily taxes and unrestricted grants and entitlements) of \$18,294,035 were not adequate to provide for these programs.
- The District's major governmental funds are the general fund, bond retirement fund, and the building fund. The general fund had \$17,035,044 in revenues and \$19,763,714 in expenditures and other financing uses. During fiscal 2020, the general fund's fund balance decreased \$2,728,670 from a balance of \$12,168,522 to \$9,439,852.
- The bond retirement fund had \$2,007,239 in revenues and other financing sources and \$3,503,519 in expenditures. During fiscal 2020, the bond retirement fund's fund balance decreased \$1,496,280 from a balance of \$6,559,471 to \$5,063,191 due to the District paying off some of its bonds.
- The building fund had \$1,823,229 in revenues and \$5,959,056 in expenditures. During fiscal 2020, the building fund's fund balance decreased \$4,135,827 from a balance of \$53,866,075 to \$49,730,248 due to continuing the District's new building and renovation project.
- The business-type activities net position which include the child care and food service enterprise operations decreased \$206,257 on \$955,616 in expenses and \$649,359 in revenues. The business-type activities food service operations also received \$100,000 in transfers in from governmental activities in fiscal year 2020.

Using this Annual Financial Report

This annual report consists of a series of financial statements and notes to those statements. These statements are organized so the reader can understand the District as a financial whole, an entire operating entity. The statements then proceed to provide an increasingly detailed look at specific financial activities.

The statement of net position and statement of activities provide information about the activities of the whole District, presenting both an aggregate view of the District's finances and a longer-term view of those finances. Fund financial statements provide the next level of detail. For governmental funds, these statements tell how services were financed in the short-term as well as what remains for future spending. The fund financial statements also look at the District's most significant funds with all other nonmajor funds presented in total in one column. In the case of the District, the general fund, bond retirement fund, and building fund are the Districts major governmental funds.

**GRANDVIEW HEIGHTS CITY SCHOOL DISTRICT
FRANKLIN COUNTY, OHIO**

MANAGEMENT'S DISCUSSION AND ANALYSIS
FOR THE FISCAL YEAR ENDED JUNE 30, 2020

Reporting the District as a Whole

Statement of Net Position and the Statement of Activities

While this document contains the large number of funds used by the District to provide programs and activities, the view of the District as a whole looks at all financial transactions and asks the question, "How did we do financially during 2020?" The statement of net position and the statement of activities answer this question. These statements include all assets, deferred outflows of resources, liabilities, deferred inflows of resources, revenues and expenses using the accrual basis of accounting similar to the accounting used by most private-sector companies. This basis of accounting will take into account all of the current fund's revenues and expenses regardless of when cash is received or paid.

These two statements report the District's net position and changes in that position. This change in net position is important because it tells the reader that, for the District as a whole, the financial position of the District has improved or diminished. The causes of this change may be the result of many factors, some financial, some not. Non-financial factors include the District's property tax base, current property tax laws in Ohio restricting revenue growth, facility conditions, required educational programs and other factors.

In the statement of net position and the statement of activities, the District is divided into two distinct kinds of activities:

Governmental activities - Most of the District's programs and services are reported here including instruction, support services, operation and maintenance of plant and extracurricular activities.

Business-type activities - These services are provided on a charge for goods or services basis to recover all or a significant portion of the expenses of the goods or services provided. The District's child care and food service operations are reported as business-type activities.

Reporting the District's Most Significant Funds

Fund Financial Statements

The analysis of the District's major governmental funds and the analysis of the District's major and nonmajor enterprise funds begins on page 12. Fund financial reports provide detailed information about the District's major funds. The District uses many funds to account for a multitude of financial transactions. However, these fund financial statements focus on the District's most significant funds. The District's major governmental funds are the general fund, bond retirement fund, and the building fund.

Governmental Funds

Most of the District's activities are reported in governmental funds, which focus on how money flows into and out of those funds and the balances left at year-end available for spending in future periods. These funds are reported using an accounting method called modified accrual accounting, which measures cash and all other financial assets that can readily be converted to cash. The governmental fund statements provide a detailed short-term view of the District's general government operations and the basic services it provides. Governmental fund information helps you determine whether there are more or fewer financial resources that can be spent in the near future to finance educational programs. The relationship (or differences) between governmental activities (reported in the statement of net position and the statement of activities) and governmental funds is reconciled in the financial statements.

Proprietary Funds

Proprietary funds use the same basis of accounting as business-type activities; therefore, these statements will essentially match information provided in the statements for the District as a whole.

**GRANDVIEW HEIGHTS CITY SCHOOL DISTRICT
FRANKLIN COUNTY, OHIO**

**MANAGEMENT'S DISCUSSION AND ANALYSIS
FOR THE FISCAL YEAR ENDED JUNE 30, 2020**

Reporting the District's Fiduciary Responsibilities

The District acts in a trustee capacity as an agent for individuals. These activities are reported in a custodial fund. All of the District's fiduciary activities are reported in a separate statement of changes in fiduciary net position. These activities are excluded from the District's other financial statements because the assets cannot be utilized by the District to finance its operations.

Notes to the Basic Financial Statements

The notes provide additional information that is essential to a full understanding of the data provided in the government-wide and fund financial statements.

Required Supplementary Information

The required supplementary information provides detailed information regarding the District's proportionate share of the net pension liability and net OPEB liability/asset of the retirement systems and a ten year schedule of District's contributions to the retirement systems to fund pension and OPEB obligations.

**GRANDVIEW HEIGHTS CITY SCHOOL DISTRICT
FRANKLIN COUNTY, OHIO**

MANAGEMENT'S DISCUSSION AND ANALYSIS
FOR THE FISCAL YEAR ENDED JUNE 30, 2020

The District as a Whole

The statement of net position provides the perspective of the District as a whole. The table below provides a summary of the District's net position for 2020 and 2019. The net position at June 30, 2019 has been restated as described in Note 3.

	<u>Governmental Activities</u>		<u>Business-Type Activities</u>	
	2020	Restated 2019	2020	2019
<u>Assets</u>				
Current and other assets	\$ 89,411,766	\$ 90,628,160	\$ 245,575	\$ 390,847
Net OPEB asset	1,304,987	1,271,738	-	-
Capital assets, net	16,911,474	11,296,699	85,232	71,846
Total assets	<u>107,628,227</u>	<u>103,196,597</u>	<u>330,807</u>	<u>462,693</u>
<u>Deferred outflows of resources</u>				
Pension	4,048,412	5,617,537	112,565	176,249
OPEB	486,505	368,379	58,041	40,153
Total deferred outflows	<u>4,534,917</u>	<u>5,985,916</u>	<u>170,606</u>	<u>216,402</u>
<u>Liabilities</u>				
Current liabilities	4,064,387	3,842,769	134,397	106,069
Long-term liabilities:				
Due within one year	2,550,984	1,628,117	3,047	3,628
Due in more than one year:				
Net pension liability	21,280,072	21,067,855	777,452	823,574
Net OPEB liability	1,662,013	1,796,368	335,128	403,535
Other amounts	58,251,619	60,710,429	7,161	6,877
Total liabilities	<u>87,809,075</u>	<u>89,045,538</u>	<u>1,257,185</u>	<u>1,343,683</u>
<u>Deferred inflows of resources</u>				
Property taxes and PILOTS	19,560,559	13,206,989	-	-
Pensions	1,285,719	1,739,175	66,705	43,594
OPEB	2,098,149	2,201,282	136,814	44,852
Total deferred inflows	<u>22,944,427</u>	<u>17,147,446</u>	<u>203,519</u>	<u>88,446</u>
<u>Net Position</u>				
Net investment in capital assets	8,313,699	7,705,925	85,232	71,846
Restricted	4,762,254	3,446,993	-	-
Unrestricted (deficit)	(11,666,311)	(8,163,389)	(1,044,523)	(824,880)
Total net position (deficit)	<u>\$ 1,409,642</u>	<u>\$ 2,989,529</u>	<u>\$ (959,291)</u>	<u>\$ (753,034)</u>

The net pension liability is reported pursuant to Governmental Accounting Standards Board (GASB) Statement 68, "Accounting and Financial Reporting for Pensions—an Amendment of GASB Statement 27." The net other postemployment benefits (OPEB) liability/asset is reported pursuant to GASB Statement 75, "Accounting and Financial Reporting for Postemployment Benefits Other Than Pensions." For reasons discussed below, many end users of this financial statement will gain a clearer understanding of the District's actual financial condition by adding deferred inflows related to pension and OPEB, the net pension liability, and the net OPEB liability to the reported net position and subtracting deferred outflows related to pension and OPEB and the net OPEB asset.

**GRANDVIEW HEIGHTS CITY SCHOOL DISTRICT
FRANKLIN COUNTY, OHIO**

MANAGEMENT'S DISCUSSION AND ANALYSIS
FOR THE FISCAL YEAR ENDED JUNE 30, 2020

GASB standards are national and apply to all government financial reports prepared in accordance with generally accepted accounting principles. Prior accounting for pensions (GASB 27) and postemployment benefits (GASB 45) focused on a funding approach. This approach limited pension and OPEB costs to contributions annually required by law, which may or may not be sufficient to fully fund each plan's *net pension liability* or *net OPEB liability*. GASB 68 and GASB 75 take an earnings approach to pension and OPEB accounting; however, the nature of Ohio's statewide pension/OPEB plans and state law governing those systems requires additional explanation in order to properly understand the information presented in these statements.

GASB 68 and GASB 75 require the net pension liability and the net OPEB liability/asset to equal the District's proportionate share of each plan's collective:

1. Present value of estimated future pension/OPEB benefits attributable to active and inactive employees' past service.
2. Minus plan assets available to pay these benefits.

GASB notes that pension and OPEB obligations, whether funded or unfunded, are part of the "employment exchange" – that is, the employee is trading his or her labor in exchange for wages, benefits, and the promise of a future pension and other postemployment benefits. GASB noted that the unfunded portion of this promise is a present obligation of the government, part of a bargained-for benefit to the employee, and should accordingly be reported by the government as a liability since they received the benefit of the exchange. However, the District is not responsible for certain key factors affecting the balance of these liabilities. In Ohio, the employee shares the obligation of funding pension benefits with the employer. Both employer and employee contribution rates are capped by State statute. A change in these caps requires action of both Houses of the General Assembly and approval of the Governor. Benefit provisions are also determined by State statute. The Ohio revised Code permits, but does not require the retirement systems to provide healthcare to eligible benefit recipients. The retirement systems may allocate a portion of the employer contributions to provide for these OPEB benefits.

The employee enters the employment exchange with the knowledge that the employer's promise is limited not by contract but by law. The employer enters the exchange also knowing that there is a specific, legal limit to its contribution to the retirement system. In Ohio, there is no legal means to enforce the unfunded liability of the pension/OPEB plan *as against the public employer*. State law operates to mitigate/lessen the moral obligation of the public employer to the employee, because all parties enter the employment exchange with notice as to the law. The retirement system is responsible for the administration of the pension and OPEB plans.

Most long-term liabilities have set repayment schedules or, in the case of compensated absences (i.e. sick and vacation leave), are satisfied through paid time-off or termination payments. There is no repayment schedule for the net pension liability or the net OPEB liability. As explained above, changes in benefits, contribution rates, and return on investments affect the balance of these liabilities but are outside the control of the local government. In the event that contributions, investment returns, and other changes are insufficient to keep up with required payments, State statute does not assign/identify the responsible party for the unfunded portion. Due to the unique nature of how the net pension liability and the net OPEB liability are satisfied, these liabilities are separately identified within the long-term liability section of the statement of net position.

In accordance with GASB 68 and GASB 75, the District's statements prepared on an accrual basis of accounting include an annual pension expense and an annual OPEB expense for their proportionate share of each plan's *change* in net pension liability and net OPEB liability/asset, respectively, not accounted for as deferred inflows/outflows.

**GRANDVIEW HEIGHTS CITY SCHOOL DISTRICT
FRANKLIN COUNTY, OHIO**

**MANAGEMENT'S DISCUSSION AND ANALYSIS
FOR THE FISCAL YEAR ENDED JUNE 30, 2020**

Over time, net position can serve as a useful indicator of a District's financial position. At June 30, 2020, the District's assets plus deferred outflows of resources exceeded liabilities and deferred inflows by \$450,351. Of this total, \$4,762,254 is restricted in use.

Current and other assets decreased as the District continued its new building and renovations construction project.

Deferred outflows related to pension decreased primarily due to changes in assumptions by the State Teachers Retirement System (STRS). See Note 14 for more detail.

Total assets include a net OPEB asset reported by STRS. See Note 15 for more detail.

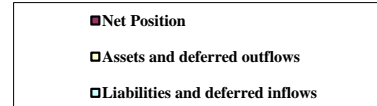
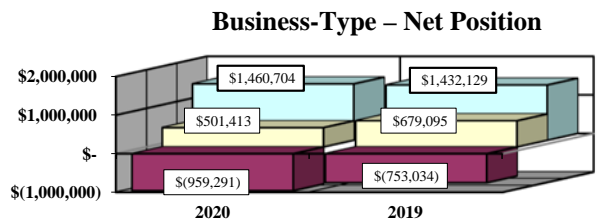
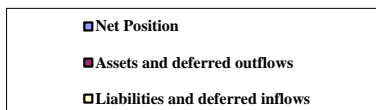
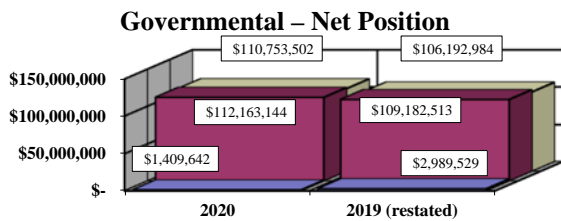
At year-end, capital assets represented 15.74% of total assets. Capital assets include land, construction in progress, buildings and improvements, furniture and equipment and vehicles. The net investment in capital assets at June 30, 2020, was \$8,398,931. These capital assets are used to provide services to the students and are not available for future spending. Although the District's investment in capital assets is reported net of related debt, it should be noted that the resources to repay the debt must be provided from other sources, since capital assets may not be used to liquidate these liabilities.

Deferred inflows related to OPEB decreased primarily due to changes in assumptions by STRS. See Note 15 for more detail.

Long-term liabilities decreased primarily due to the District paying off some of its bonds. The increase in the net pension liability and decrease in the net OPEB liability are outside of the control of the District. The District contributes its statutorily required contributions to the pension systems; however, it's the pension systems that collect, hold and distribute pensions and OPEB to District employees, not the District.

A portion of the District's net position, \$4,762,254, represents resources that are subject to external restriction on how they may be used. The remaining balance of unrestricted net position is a deficit of \$12,710,834. Of the unrestricted net position, a deficit of \$11,666,311 is reported in the governmental activities and a deficit of \$1,044,523 is reported in the business type activities.

The graphs below show the assets, liabilities plus deferred inflows and net position of the governmental activities and business-type activities at June 30, 2020 and 2019. The net position at June 30, 2019 has been restated as described in Note 3.



**GRANDVIEW HEIGHTS CITY SCHOOL DISTRICT
FRANKLIN COUNTY, OHIO**

**MANAGEMENT'S DISCUSSION AND ANALYSIS
FOR THE FISCAL YEAR ENDED JUNE 30, 2020**

The table below shows the change in net position for fiscal years 2020 and 2019. Due to practicality, 2019 revenues and expenses in the table below have not been adjusted to reflect the implementation of GASB No. 84 (see Note 3), rather, the cumulative impact of applying GASB No. 84 is reflected in the beginning net position for 2019.

Change in Net Position

	<u>Governmental Activities</u>		<u>Business-type Activities</u>		<u>Total</u>	
	2020	2019	2020	2019	2020	2019
Revenues						
Program revenues:						
Charges for services and sales	\$ 636,579	\$ 629,418	\$ 599,939	\$ 786,465	\$ 1,236,518	\$ 1,415,883
Operating grants and contributions	456,913	417,099	49,370	52,650	506,283	469,749
Capital grants and contributions	2,190,512	-	-	-	2,190,512	-
General revenues:						
Property taxes	11,233,357	14,976,841	-	-	11,233,357	14,976,841
Payments in lieu of taxes	3,783,484	2,344,953	-	-	3,783,484	2,344,953
Grants and entitlements	2,766,156	3,005,183	-	-	2,766,156	3,005,183
Investment earnings	322,107	338,042	-	-	322,107	338,042
Other	188,931	176,841	50	39	188,981	176,880
Total revenues	<u>21,578,039</u>	<u>21,888,377</u>	<u>649,359</u>	<u>839,154</u>	<u>22,227,398</u>	<u>22,727,531</u>
Expenses						
Program expenses:						
Instruction:						
Regular	9,418,373	7,781,326	-	-	9,418,373	7,781,326
Special	2,697,425	2,088,180	-	-	2,697,425	2,088,180
Other	299	293	-	-	299	293
Support services:						
Pupil	1,252,422	1,155,814	-	-	1,252,422	1,155,814
Instructional staff	1,913,928	1,485,039	-	-	1,913,928	1,485,039
Board of education	165,224	217,237	-	-	165,224	217,237
Administration	1,764,991	1,381,046	-	-	1,764,991	1,381,046
Fiscal	742,560	564,455	-	-	742,560	564,455
Business	25,223	112,712	-	-	25,223	112,712
Operations and maintenance	1,821,459	1,802,937	-	-	1,821,459	1,802,937
Pupil transportation	11,636	19,929	-	-	11,636	19,929
Central	185,830	112,800	-	-	185,830	112,800
Operation of non-instructional services	16,314	2,807	-	-	16,314	2,807
Extracurricular activities	1,085,235	932,968	-	-	1,085,235	932,968
Interest and fiscal charges	1,957,007	687,848	-	-	1,957,007	687,848
Food service	-	-	376,883	331,654	376,883	331,654
Child care	-	-	578,733	635,696	578,733	635,696
Total expenses	<u>23,057,926</u>	<u>18,345,391</u>	<u>955,616</u>	<u>967,350</u>	<u>24,013,542</u>	<u>19,312,741</u>
Transfers	<u>(100,000)</u>	<u>(40,000)</u>	<u>100,000</u>	<u>40,000</u>	<u>-</u>	<u>-</u>
Changes in net position	(1,579,887)	3,502,986	(206,257)	(88,196)	(1,786,144)	3,414,790
Net position (deficit) at beginning of year (restated)	<u>2,989,529</u>	<u>(513,457)</u>	<u>(753,034)</u>	<u>(664,838)</u>	<u>2,236,495</u>	<u>(1,178,295)</u>
Net position (deficit) at end of year	<u>\$ 1,409,642</u>	<u>\$ 2,989,529</u>	<u>\$ (959,291)</u>	<u>\$ (753,034)</u>	<u>\$ 450,351</u>	<u>\$ 2,236,495</u>

**GRANDVIEW HEIGHTS CITY SCHOOL DISTRICT
FRANKLIN COUNTY, OHIO**

**MANAGEMENT’S DISCUSSION AND ANALYSIS
FOR THE FISCAL YEAR ENDED JUNE 30, 2020**

Governmental Activities

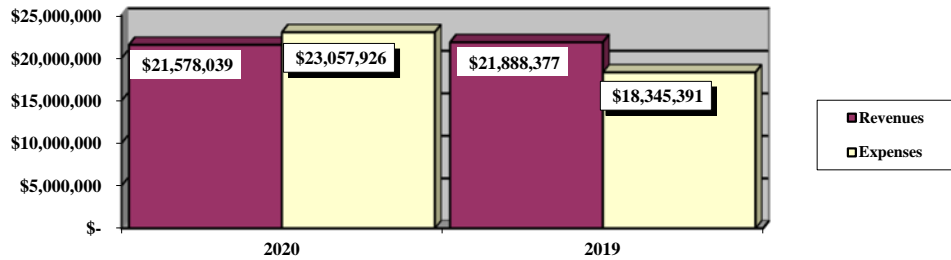
For fiscal year 2020, the net position of the District’s governmental activities decreased \$1,579,887 from 2019. Total governmental expenses of \$23,057,926 were partially offset by program revenues of \$3,284,004 and general revenues of \$18,294,035. Program revenues supported 14.24% of the total governmental expenses.

Overall, expenses of the governmental activities increased \$4,712,535 or 25.69%. This increase is primarily the result of the STRS indefinitely suspending the Cost of Living Adjustment (“COLA”) and the School Employee Retirement System (SERS) lowering the COLA from 3.00% to 2.50% in a prior fiscal year. These benefit changes caused an increase to the net pension liability reported at June 30, 2020 and the subsequent expenses reported for fiscal year 2020.

On an accrual basis, the District reported \$2,954,972 and \$1,788,218 in pension expense for fiscal year 2020 and 2019, respectively. In addition, the District reported (\$344,014) and (\$2,671,227) in OPEB expense for fiscal year 2020 and 2019, respectively. The increase in the net pension expense and the increase in the OPEB expense from fiscal year 2019 to fiscal year 2020 was \$3,493,967. This increase is primarily the result of the benefit changes by the retirement systems. Fluctuations in the pension and OPEB expense makes it difficult to compare financial information between years. Pension and OPEB expense are components of program expenses reported on the statement of activities.

The graph below presents the District’s governmental activities revenue and expenses for fiscal year 2020 and 2019.

Governmental Activities - Revenues and Expenses



THIS SPACE LEFT INTENTIONALLY BLANK

**GRANDVIEW HEIGHTS CITY SCHOOL DISTRICT
FRANKLIN COUNTY, OHIO**

**MANAGEMENT'S DISCUSSION AND ANALYSIS
FOR THE FISCAL YEAR ENDED JUNE 30, 2020**

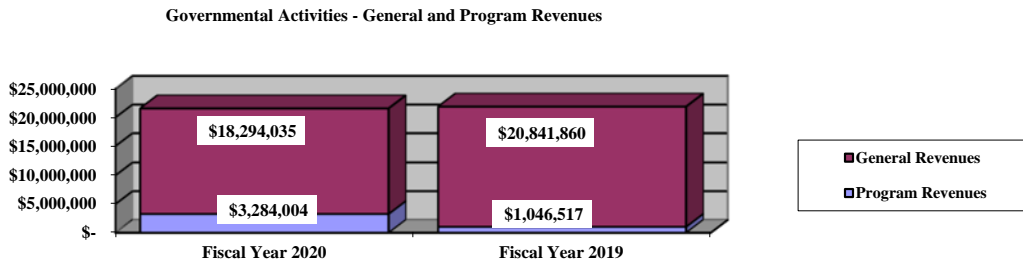
The statement of activities shows the cost of program services and the charges for services and grants offsetting those services. The following table shows, for governmental activities, the total cost of services and the net cost of services for 2020 and 2019. That is, it identifies the cost of these services supported by tax revenue and unrestricted State grants and entitlements.

Governmental Activities

	<u>Total Cost of Services 2020</u>	<u>Net Cost of Services 2020</u>	<u>Total Cost of Services 2019</u>	<u>Net Cost of Services 2019</u>
Program expenses:				
Instruction:				
Regular	\$ 9,418,373	\$ 9,108,203	\$ 7,781,326	\$ 7,516,280
Special	2,697,425	2,316,012	2,088,180	1,695,704
Vocational	-	(1,362)	-	(1,362)
Other	299	299	293	293
Support services:				
Pupil	1,252,422	1,217,837	1,155,814	1,148,626
Instructional staff	1,913,928	1,900,775	1,485,039	1,482,330
Board of education	165,224	165,224	217,237	217,237
Administration	1,764,991	1,764,991	1,381,046	1,381,046
Fiscal	742,560	742,560	564,455	564,455
Business	25,223	18,186	112,712	73,301
Operations and maintenance	1,821,459	(465,572)	1,802,937	1,694,636
Pupil transportation	11,636	11,636	19,929	17,541
Central	185,830	185,830	112,800	112,800
Operation of non-instructional services	16,314	(4,770)	2,807	2,807
Extracurricular activities	1,085,235	857,066	932,968	705,332
Interest and fiscal charges	1,957,007	1,957,007	687,848	687,848
Total expenses	<u>\$ 23,057,926</u>	<u>\$ 19,773,922</u>	<u>\$ 18,345,391</u>	<u>\$ 17,298,874</u>

The dependence upon tax revenues during fiscal year 2020 for governmental activities is apparent, as 94.28% of 2020 instruction activities are supported through taxes and other general revenues. For all governmental activities, general revenue support is 85.76%. The District's taxpayers and unrestricted grants and entitlements from the State of Ohio, are the primary support for District students.

The graph below presents the District's governmental activities revenue for fiscal years 2020 and 2019.



**GRANDVIEW HEIGHTS CITY SCHOOL DISTRICT
FRANKLIN COUNTY, OHIO**

MANAGEMENT'S DISCUSSION AND ANALYSIS
FOR THE FISCAL YEAR ENDED JUNE 30, 2020

Business-type Activities

Business-type activities include food service operations and the child care program. These programs had revenues of \$649,359, transfers in of \$100,000 and expenses of \$955,616 for fiscal year 2020. Management reviews these programs to develop policies to allow these services to become self-supporting.

The District's largest business-type activity is child care operations. Child care operations had \$389,611 in charges for services and sales, \$50 in miscellaneous revenue, and had total expenses of \$578,733. Child care revenues were not sufficient to support child care expenses by \$189,072.

The District's Funds

Governmental Funds

The District's governmental funds (as presented on the Balance Sheet on page 20) reported a combined fund balance of \$65,249,429, which is less than last year's restated fund total of \$73,344,180.

The schedule below indicates the fund balance and the total change in fund balance as of June 30, 2020 and 2019. The fund balance at June 30, 2019 has been restated as described in Note 3.

	Fund Balance <u>June 30, 2020</u>	Restated Fund Balance <u>June 30, 2019</u>	<u>Change</u>
General	\$ 9,439,852	\$ 12,168,522	\$ (2,728,670)
Bond retirement	5,063,191	6,559,471	(1,496,280)
Building	49,730,248	53,866,075	(4,135,827)
Other governmental	<u>1,016,138</u>	<u>750,112</u>	<u>266,026</u>
Total	<u>\$ 65,249,429</u>	<u>\$ 73,344,180</u>	<u>\$ (8,094,751)</u>

General Fund

The table that follows assists in illustrating the financial activities and fund balance of the general fund.

	<u>2020</u> <u>Amount</u>	<u>2019</u> <u>Amount</u>	<u>Increase</u> <u>(Decrease)</u>	<u>Percentage</u> <u>Change</u>
<u>Revenues</u>				
Property taxes and payment in lieu of taxes	\$ 13,323,483	\$ 15,324,025	\$ (2,000,542)	(13.05) %
Intergovernmental	2,753,736	3,068,266	(314,530)	(10.25) %
Investment earnings	338,413	244,844	93,569	38.22 %
Tuition and fees	215,645	232,881	(17,236)	(7.40) %
Other revenues	<u>403,767</u>	<u>362,643</u>	<u>41,124</u>	11.34 %
Total	<u>\$ 17,035,044</u>	<u>\$ 19,232,659</u>	<u>\$ (2,197,615)</u>	(11.43) %

Property taxes decreased due to decrease collections as a result of the COVID-19 pandemic and fluctuations in the amount available for advance at June 30. The amount available for advance at June 30, 2020 and June 30, 2019 was \$1,087,726 and \$6,086,401. Intergovernmental revenues decreased as a result of decreased revenues from the State of Ohio in the form of foundation payments. Investment earnings increased due to increased interest rates. Other revenues increased as a result of an increase in reimbursements to the District. Tuition and fees revenue decreased due to decreased all-day kindergarten enrollment.

**GRANDVIEW HEIGHTS CITY SCHOOL DISTRICT
FRANKLIN COUNTY, OHIO**

MANAGEMENT'S DISCUSSION AND ANALYSIS
FOR THE FISCAL YEAR ENDED JUNE 30, 2020

The table that follows assists in illustrating the expenditures of the general fund.

	<u>2020</u> <u>Amount</u>	<u>2019</u> <u>Amount</u>	<u>Increase</u> <u>(Decrease)</u>	<u>Percentage</u> <u>Change</u>
<u>Expenditures</u>				
Instruction	\$ 10,887,473	\$ 10,657,012	\$ 230,461	2.16 %
Support services	7,201,060	7,090,118	110,942	1.56 %
Operation of non-instructional services	13,507	-	13,507	100.00 %
Extracurricular activities	749,558	788,658	(39,100)	(4.96) %
Facilities acquisition and construction	-	93,430	(93,430)	(100.00) %
Total	<u>\$ 18,851,598</u>	<u>\$ 18,629,218</u>	<u>\$ 222,380</u>	1.19 %

In total, expenditures increased 1.19% from 2019. Instruction expenditures increased 2.16% mainly due to increases in special instruction for expenses related to special needs students. Support services expenditures increased mainly due to increased instructional staff. All other expenditures remained comparable to fiscal year 2019 or increased an insignificant amount.

Bond Retirement Fund

The bond retirement fund had \$2,007,239 in revenues and other financing sources and \$3,503,519 in expenditures. During fiscal 2020, the bond retirement fund's fund balance decreased \$1,496,280 from a balance of \$6,559,471 to \$5,063,191 due to the District paying off some of its bonds.

Building Fund

The building fund had \$1,823,229 in revenues and \$5,959,056 in expenditures. During fiscal 2020, the building fund's fund balance decreased \$4,135,827 from a balance of \$53,866,075 to \$49,730,248 due to continuing the District's new building and renovation project.

Nonmajor Governmental Funds

The nonmajor governmental funds had \$1,202,416 in revenues and other financing sources and \$936,390 in expenditures. During fiscal 2020, the nonmajor governmental fund's fund balance increased \$266,026 from \$750,112 to \$1,016,138.

Enterprise Funds

The District's enterprise funds reported operating revenues of \$599,939, operating expenses of \$955,616, nonoperating revenues of \$49,370, and a transfer in of \$100,000. Net position of the enterprise funds decreased \$206,257 from a deficit of \$753,034 to a deficit of \$959,291. The Child Care Fund reported both an operating loss and a negative change in net position of \$189,072. The Food Service Fund (a nonmajor enterprise fund) reported an operating loss of \$166,555 and a negative change in net position of \$17,185.

General Fund Budgeting Highlights

The District's budget is prepared according to Ohio law and is based on accounting for certain transactions on a basis of cash receipts, disbursements, and encumbrances. The most significant budgeted fund is the General Fund.

For the General Fund, the original and final budgeted revenue and other financing sources were \$19,834,397 and \$21,571,978, respectively. Actual revenue and other financing sources were \$22,207,053. The difference between the final budgeted revenues and the actual revenues and other financing sources was \$635,075.

**GRANDVIEW HEIGHTS CITY SCHOOL DISTRICT
FRANKLIN COUNTY, OHIO**

MANAGEMENT'S DISCUSSION AND ANALYSIS
FOR THE FISCAL YEAR ENDED JUNE 30, 2020

Total actual expenditures and other financing uses on the budget basis (cash outlays plus encumbrances) were \$20,393,706. This amount was \$658,488 less than final budgeted amounts of \$21,052,194. The original budgeted amounts of \$20,952,194 were increased \$100,000 to arrive at the final budgeted amounts. Overall, fund balance on the budget basis increased \$1,813,347 from the prior year.

Capital Assets and Debt Administration

Capital Assets

At the end of fiscal 2020, the District had \$16,996,706 invested in land, construction in progress, buildings and improvements, furniture and equipment and vehicles. Of this total, \$16,911,474 was reported in governmental activities and \$85,232 was reported in business-type activities. The following table shows fiscal 2020 balances compared to 2019:

Capital Assets at June 30 (Net of Depreciation)

	Governmental Activities		Business-type Activities		Total	
	2020	2019	2020	2019	2020	2019
Land	\$ 137,400	\$ 137,400	\$ -	\$ -	\$ 137,400	\$ 137,400
Construction in progress	7,392,456	1,460,817	-	-	7,392,456	1,460,817
Buildings and improvements	7,894,042	8,194,187	-	-	7,894,042	8,194,187
Furniture and equipment	1,396,465	1,394,142	85,232	71,846	1,481,697	1,465,988
Vehicles	91,111	110,153	-	-	91,111	110,153
Total	\$ 16,911,474	\$ 11,296,699	\$ 85,232	\$ 71,846	\$ 16,996,706	\$ 11,368,545

Overall capital assets, net of accumulated depreciation, increased \$5,628,161 from fiscal year 2019 to fiscal year 2020. Capital outlays of \$6,238,324 were more than depreciation expense of \$609,879 and disposals of \$284 during the year. See Note 7 to the basic financial statements for more detail on the District's capital assets.

Debt Administration

At June 30, 2020, the District has \$54,525,000 in long-term debt outstanding. Of this total, \$2,360,000 is due within one year and \$52,165,000 is due within greater than one year. The following table summarizes outstanding long-term debt:

Outstanding Debt, at Year End

	Governmental Activities 2020	Governmental Activities 2019
Long Term Debt:		
General obligation bonds	<u>\$ 54,525,000</u>	<u>\$ 55,985,000</u>

Payments of principal and interest on the general obligation bonds are made from the Debt Service Fund. See Note 8 to the basic financial statements for more detail on the District's long-term obligations.

**GRANDVIEW HEIGHTS CITY SCHOOL DISTRICT
FRANKLIN COUNTY, OHIO**

**MANAGEMENT'S DISCUSSION AND ANALYSIS
FOR THE FISCAL YEAR ENDED JUNE 30, 2020**

Current Financial Related Activities

Grandview Yard

Nationwide Realty Investors purchased the former Big Bear property and many other adjacent properties with the intention of constructing a major redevelopment project known as Grandview Yard. In July of 2009, the District entered into a compensation agreement with the City of Grandview Heights, which included two components of funding to be paid from this project to the District from the City. First, the District was guaranteed a "hold-harmless" amount, representing compensation for lost tax revenue as a result of decreased property values from demolition done during the initial phase of the project. Secondly, the District received an amount equal to 11% of all real property taxes that would have been received by all political subdivisions and taxing districts on the exempt value of all the parcels of the property used for non-residential purposes and between 15% and 60% for residential units depending on the number of units and year of assessment.

In February 2019, the District entered into an amended compensation agreement with the City of Grandview Heights whereby the original compensation formula negotiated in 2009 was replaced with the District now receiving a flat 45% of all payments in lieu of taxes (PILOT's) collected on the Grandview Yard property. The Board of Education also passed a resolution earmarking increased funds from the renegotiated agreement to offset bond millage to be collected on the November 2018 bond levy.

Since 2010, the District has received a total of \$11,545,015 for payment in lieu of taxes from the City of Grandview Heights. Of this total, \$2,790,171 has been set aside to be used for debt service on the district's 2019 bond issue.

Contacting the District's Financial Management

This financial report is designed to provide our citizens, taxpayers, and investors and creditors with a general overview of the District's finances and to show the District's accountability for the money it receives. If you have any questions about this report or need additional information contact: Beth Collier, Treasurer, at Grandview Heights City School District, 1587 West 3rd Avenue, Columbus, Ohio 43212.

THIS PAGE IS INTENTIONALLY LEFT BLANK

**GRANDVIEW HEIGHTS CITY SCHOOL DISTRICT
FRANKLIN COUNTY, OHIO**

STATEMENT OF NET POSITION
JUNE 30, 2020

	Governmental Activities	Business-type Activities	Total
Assets:			
Equity in pooled cash and investments	\$ 67,799,112	\$ 230,373	\$ 68,029,485
Cash in segregated accounts	2,588	-	2,588
Receivables:			
Property taxes	17,552,558	-	17,552,558
Payment in lieu of taxes	3,843,560	-	3,843,560
Accounts	2,475	5,396	7,871
Accrued interest	166,404	-	166,404
Intergovernmental	28,924	-	28,924
Prepayments	16,145	659	16,804
Materials and supplies inventory	-	1,893	1,893
Inventory held for resale	-	7,254	7,254
Net OPEB asset (Note 15)	1,304,987	-	1,304,987
Capital assets:			
Nondepreciable capital assets	7,529,856	-	7,529,856
Depreciable capital assets, net	9,381,618	85,232	9,466,850
Capital assets, net	<u>16,911,474</u>	<u>85,232</u>	<u>16,996,706</u>
Total assets	<u>107,628,227</u>	<u>330,807</u>	<u>107,959,034</u>
Deferred outflows of resources:			
Pension (Note 14)	4,048,412	112,565	4,160,977
OPEB (Note 15)	486,505	58,041	544,546
Total deferred outflows of resources	<u>4,534,917</u>	<u>170,606</u>	<u>4,705,523</u>
Liabilities:			
Accounts payable	50,665	17,326	67,991
Contracts payable	1,734,468	-	1,734,468
Retainage payable	195,851	-	195,851
Accrued wages and benefits payable	1,695,212	27,308	1,722,520
Intergovernmental payable	66,520	4,870	71,390
Pension and postemployment benefits payable	140,658	27,713	168,371
Accrued interest payable	177,765	-	177,765
Unearned revenue	660	57,180	57,840
Deposits held and due to others	2,588	-	2,588
Long-term liabilities:			
Due within one year	2,550,984	3,047	2,554,031
Due in more than one year:			
Net pension liability (Note 14)	21,280,072	777,452	22,057,524
Net OPEB liability (Note 15)	1,662,013	335,128	1,997,141
Other amounts due in more than one year	58,251,619	7,161	58,258,780
Total liabilities	<u>87,809,075</u>	<u>1,257,185</u>	<u>89,066,260</u>
Deferred inflows of resources:			
Property taxes levied for the next fiscal year	15,716,999	-	15,716,999
Payment in lieu of taxes levied for the next fiscal year	3,843,560	-	3,843,560
Pension (Note 14)	1,285,719	66,705	1,352,424
OPEB (Note 15)	2,098,149	136,814	2,234,963
Total deferred inflows of resources	<u>22,944,427</u>	<u>203,519</u>	<u>23,147,946</u>
Net position:			
Net investment in capital assets	8,313,699	85,232	8,398,931
Restricted for:			
Capital projects	4,701,992	-	4,701,992
Federally funded programs	262	-	262
Other purposes	60,000	-	60,000
Unrestricted (deficit)	(11,666,311)	(1,044,523)	(12,710,834)
Total net position (deficit)	<u>\$ 1,409,642</u>	<u>\$ (959,291)</u>	<u>\$ 450,351</u>

SEE ACCOMPANYING NOTES TO THE BASIC FINANCIAL STATEMENTS

**GRANDVIEW HEIGHTS CITY SCHOOL DISTRICT
FRANKLIN COUNTY, OHIO**

STATEMENT OF ACTIVITIES
FOR THE FISCAL YEAR ENDED JUNE 30, 2020

	Expenses	Program Revenues		
		Charges for Services and Sales	Operating Grants and Contributions	Capital Grants and Contributions
Governmental activities:				
Instruction:				
Regular	\$ 9,418,373	\$ 257,562	\$ 52,608	\$ -
Special	2,697,425	16,892	364,521	-
Vocational	-	-	1,362	-
Other	299	-	-	-
Support services:				
Pupil	1,252,422	-	34,585	-
Instructional staff	1,913,928	13,153	-	-
Board of education	165,224	-	-	-
Administration	1,764,991	-	-	-
Fiscal	742,560	-	-	-
Business	25,223	7,037	-	-
Operations and maintenance	1,821,459	96,519	-	2,190,512
Pupil transportation	11,636	-	-	-
Central	185,830	-	-	-
Operation of non-instructional services	16,314	21,084	-	-
Extracurricular activities	1,085,235	224,332	3,837	-
Interest and fiscal charges	1,957,007	-	-	-
Total governmental activities	23,057,926	636,579	456,913	2,190,512
Business-type activities:				
Child care	578,733	389,611	-	-
Food service	376,883	210,328	49,370	-
Total business-type activities	955,616	599,939	49,370	-
Totals	\$ 24,013,542	\$ 1,236,518	\$ 506,283	\$ 2,190,512

General revenues:

- Property taxes levied for:
 - General purposes
 - Debt service
 - Capital outlay
 - Payments in lieu of taxes
 - Grants and entitlements not restricted to specific programs
 - Investment earnings
 - Miscellaneous
- Total general revenues
- Transfers
- Total general revenues and transfers
- Change in net position
- Net position (deficit) at beginning of year (restated)**
- Net position (deficit) at end of year**

SEE ACCOMPANYING NOTES TO THE BASIC FINANCIAL STATEMENTS

**Net (Expense) Revenue
and Changes in Net Position**

Governmental Activities	Business-Type Activities	Total
\$ (9,108,203)	\$ -	\$ (9,108,203)
(2,316,012)	-	(2,316,012)
1,362	-	1,362
(299)	-	(299)
(1,217,837)	-	(1,217,837)
(1,900,775)	-	(1,900,775)
(165,224)	-	(165,224)
(1,764,991)	-	(1,764,991)
(742,560)	-	(742,560)
(18,186)	-	(18,186)
465,572	-	465,572
(11,636)	-	(11,636)
(185,830)	-	(185,830)
4,770	-	4,770
(857,066)	-	(857,066)
(1,957,007)	-	(1,957,007)
<u>(19,773,922)</u>	<u>-</u>	<u>(19,773,922)</u>
-	(189,122)	(189,122)
<u>-</u>	<u>(117,185)</u>	<u>(117,185)</u>
-	(306,307)	(306,307)
<u>(19,773,922)</u>	<u>(306,307)</u>	<u>(20,080,229)</u>
9,728,797	-	9,728,797
1,169,196	-	1,169,196
335,364	-	335,364
3,783,484	-	3,783,484
2,766,156	-	2,766,156
322,107	-	322,107
<u>188,931</u>	<u>50</u>	<u>188,981</u>
<u>18,294,035</u>	<u>50</u>	<u>18,294,085</u>
<u>(100,000)</u>	<u>100,000</u>	<u>-</u>
<u>18,194,035</u>	<u>100,050</u>	<u>18,294,085</u>
(1,579,887)	(206,257)	(1,786,144)
<u>2,989,529</u>	<u>(753,034)</u>	<u>2,236,495</u>
<u>\$ 1,409,642</u>	<u>\$ (959,291)</u>	<u>\$ 450,351</u>

**GRANDVIEW HEIGHTS CITY SCHOOL DISTRICT
FRANKLIN COUNTY, OHIO**

BALANCE SHEET
GOVERNMENTAL FUNDS
JUNE 30, 2020

	General	Bond Retirement	Building	Nonmajor Governmental Funds	Total Governmental Funds
Assets:					
Equity in pooled cash and investments	\$ 10,248,022	\$ 4,935,303	\$ 51,608,639	\$ 1,007,148	\$ 67,799,112
Cash in segregated accounts	2,588	-	-	-	2,588
Receivables:					
Property taxes	15,233,160	1,791,019	-	528,379	17,552,558
Payment in lieu of taxes	3,843,560	-	-	-	3,843,560
Accounts	2,475	-	-	-	2,475
Accrued interest	-	-	166,404	-	166,404
Interfund loans	262	-	-	-	262
Intergovernmental	1,440	-	-	27,484	28,924
Prepayments	16,145	-	-	-	16,145
Total assets	<u>\$ 29,347,652</u>	<u>\$ 6,726,322</u>	<u>\$ 51,775,043</u>	<u>\$ 1,563,011</u>	<u>\$ 89,412,028</u>
Liabilities:					
Accounts payable	\$ 50,665	\$ -	\$ -	\$ -	\$ 50,665
Contracts payable	-	-	1,734,468	-	1,734,468
Retainage payable	-	-	195,851	-	195,851
Accrued wages and benefits payable	1,663,795	-	-	31,417	1,695,212
Intergovernmental payable	66,064	-	-	456	66,520
Pension and postemployment benefits payable	135,034	-	-	5,624	140,658
Interfund loans payable	-	-	-	262	262
Unearned revenue	660	-	-	-	660
Deposits held and due to others	2,588	-	-	-	2,588
Total liabilities	<u>1,918,806</u>	<u>-</u>	<u>1,930,319</u>	<u>37,759</u>	<u>3,886,884</u>
Deferred inflows of resources:					
Property taxes levied for the next fiscal year	13,640,152	1,603,723	-	473,124	15,716,999
Payment in lieu of taxes levied for the next fiscal year	3,843,560	-	-	-	3,843,560
Delinquent property tax revenue not available	505,282	59,408	-	17,526	582,216
Intergovernmental revenue not available	-	-	-	18,464	18,464
Accrued interest not available	-	-	114,476	-	114,476
Total deferred inflows of resources	<u>17,988,994</u>	<u>1,663,131</u>	<u>114,476</u>	<u>509,114</u>	<u>20,275,715</u>
Fund balances:					
Nonspendable:					
Prepays	16,145	-	-	-	16,145
Restricted:					
Debt service	-	5,063,191	-	-	5,063,191
Capital improvements	-	-	49,730,248	766,967	50,497,215
Other purposes	-	-	-	60,000	60,000
Committed:					
Extracurricular	-	-	-	210,581	210,581
Assigned:					
Student instruction	15,459	-	-	-	15,459
Student and staff support	311,622	-	-	-	311,622
Extracurricular activities	5,303	-	-	-	5,303
Subsequent year's appropriations	398,732	-	-	-	398,732
School supplies	1	-	-	-	1
Unassigned (deficit)	8,692,590	-	-	(21,410)	8,671,180
Total fund balances	<u>9,439,852</u>	<u>5,063,191</u>	<u>49,730,248</u>	<u>1,016,138</u>	<u>65,249,429</u>
Total liabilities, deferred inflows and fund balances	<u>\$ 29,347,652</u>	<u>\$ 6,726,322</u>	<u>\$ 51,775,043</u>	<u>\$ 1,563,011</u>	<u>\$ 89,412,028</u>

SEE ACCOMPANYING NOTES TO THE BASIC FINANCIAL STATEMENTS

**GRANDVIEW HEIGHTS CITY SCHOOL DISTRICT
FRANKLIN COUNTY, OHIO**

RECONCILIATION OF TOTAL GOVERNMENTAL FUND BALANCES TO
NET POSITION OF GOVERNMENTAL ACTIVITIES
JUNE 30, 2020

Total governmental fund balances		\$	65,249,429
<i>Amounts reported for governmental activities on the statement of net position are different because:</i>			
Capital assets used in governmental activities are not financial resources and therefore are not reported in the funds.			16,911,474
Other long-term assets are not available to pay for current-period expenditures and therefore are deferred inflows in the funds.			
Delinquent property taxes receivable	\$	582,216	
Accrued interest receivable		114,476	
Intergovernmental receivable		18,464	
Total		18,464	715,156
Unamortized premiums on bonds issued are not recognized in the funds.			(5,049,297)
Accrued interest payable is not due and payable in the current period and therefore is not reported in the funds.			(177,765)
The net pension liability is not due and payable in the current period; therefore, liability and related deferred inflows/outflows are not reported in governmental funds.			
Deferred outflows - Pension		4,048,412	
Deferred inflows - Pension		(1,285,719)	
Net pension liability		(21,280,072)	
Total		(21,280,072)	(18,517,379)
The net OPEB liability/asset is not due and payable in the current period; therefore, the liability/asset and related deferred inflows are not reported in governmental funds.			
Net OPEB asset		1,304,987	
Deferred outflows - OPEB		486,505	
Deferred inflows - OPEB		(2,098,149)	
Net OPEB liability		(1,662,013)	
Total		(1,662,013)	(1,968,670)
Long-term liabilities, including bonds payable, are not due and payable in the current period and therefore are not reported in the funds.			
General obligation bonds		(54,525,000)	
Compensated absences		(1,228,306)	
Total		(55,753,306)	(55,753,306)
Net position of governmental activities		\$	1,409,642

SEE ACCOMPANYING NOTES TO THE BASIC FINANCIAL STATEMENTS

**GRANDVIEW HEIGHTS CITY SCHOOL DISTRICT
FRANKLIN COUNTY, OHIO**

STATEMENT OF REVENUES, EXPENDITURES AND CHANGES IN FUND BALANCES
GOVERNMENTAL FUNDS
FOR THE FISCAL YEAR ENDED JUNE 30, 2020

	<u>General</u>	<u>Bond Retirement</u>	<u>Building</u>	<u>Nonmajor Governmental Funds</u>	<u>Total Governmental Funds</u>
Revenues:					
From local sources:					
Property taxes	\$ 9,539,999	\$ 1,147,765	\$ -	\$ 328,882	\$ 11,016,646
Payment in lieu of taxes	3,783,484	-	-	-	3,783,484
Tuition.	215,645	-	-	-	215,645
Earnings on investments	338,413	-	1,823,229	-	2,161,642
Extracurricular.	1,317	-	-	223,015	224,332
Rental income	96,519	-	-	-	96,519
Contributions and donations	5,799	-	-	283,647	289,446
Other local revenues	300,132	-	-	2,997	303,129
Intergovernmental - state	2,706,581	50,568	-	82,603	2,839,752
Intergovernmental - federal	47,155	-	-	278,062	325,217
Total revenues	<u>17,035,044</u>	<u>1,198,333</u>	<u>1,823,229</u>	<u>1,199,206</u>	<u>21,255,812</u>
Expenditures:					
Current:					
Instruction:					
Regular.	8,574,189	-	-	16,792	8,590,981
Special	2,313,004	-	-	257,371	2,570,375
Other	280	-	-	-	280
Support services:					
Pupil	1,160,189	-	-	34,340	1,194,529
Instructional staff	1,744,249	-	-	-	1,744,249
Board of education	164,637	-	-	-	164,637
Administration	1,686,684	-	-	-	1,686,684
Fiscal	657,555	24,689	27,417	7,760	717,421
Business.	20,903	-	-	-	20,903
Operations and maintenance	1,577,601	-	-	334	1,577,935
Pupil transportation	11,636	-	-	-	11,636
Central	177,606	-	-	-	177,606
Operation of non-instructional services:					
Other operation of non-instructional.	13,507	-	-	-	13,507
Extracurricular activities	749,558	-	-	243,853	993,411
Facilities acquisition and construction.	-	-	5,931,639	375,940	6,307,579
Debt service:					
Principal retirement.	-	1,460,000	-	-	1,460,000
Interest and fiscal charges	-	2,018,830	-	-	2,018,830
Total expenditures	<u>18,851,598</u>	<u>3,503,519</u>	<u>5,959,056</u>	<u>936,390</u>	<u>29,250,563</u>
Excess of revenues over (under) expenditures	<u>(1,816,554)</u>	<u>(2,305,186)</u>	<u>(4,135,827)</u>	<u>262,816</u>	<u>(7,994,751)</u>
Other financing sources (uses):					
Transfers in.	-	808,906	-	3,210	812,116
Transfers (out)	(912,116)	-	-	-	(912,116)
Total other financing sources (uses)	<u>(912,116)</u>	<u>808,906</u>	<u>-</u>	<u>3,210</u>	<u>(100,000)</u>
Net change in fund balances	(2,728,670)	(1,496,280)	(4,135,827)	266,026	(8,094,751)
Fund balances at					
beginning of year (restated).	12,168,522	6,559,471	53,866,075	750,112	73,344,180
Fund balances at end of year.	<u>\$ 9,439,852</u>	<u>\$ 5,063,191</u>	<u>\$ 49,730,248</u>	<u>\$ 1,016,138</u>	<u>\$ 65,249,429</u>

SEE ACCOMPANYING NOTES TO THE BASIC FINANCIAL STATEMENTS

**GRANDVIEW HEIGHTS CITY SCHOOL DISTRICT
FRANKLIN COUNTY, OHIO**

RECONCILIATION OF THE STATEMENT OF REVENUES, EXPENDITURES
AND CHANGES IN FUND BALANCES OF GOVERNMENTAL FUNDS
TO THE STATEMENT OF ACTIVITIES
FOR THE FISCAL YEAR ENDED JUNE 30, 2020

Net change in fund balances - total governmental funds	\$	(8,094,751)
<i>Amounts reported for governmental activities in the statement of activities are different because:</i>		
Governmental funds report capital outlays as expenditures. However, in the statement of activities, the cost of those assets is allocated over their estimated useful lives as depreciation expense.		
Capital asset additions	\$ 6,216,977	
Current year depreciation	(601,918)	
Total		5,615,059
The net effect of various miscellaneous transactions involving capital assets (i.e., sales, disposals, trade-ins, and donations) is to decrease net position.		
		(284)
Revenues in the statement of activities that do not provide current financial resources are not reported as revenues in the funds.		
Delinquent property tax revenue	216,711	
Earnings on investments	98,170	
Intergovernmental revenue	7,346	
Total		322,227
Repayment of bond principal is an expenditure in the governmental funds, but the repayment reduces long-term liabilities on the statement of net position. Principal payments during the year were:		
		1,460,000
In the statement of activities, interest is accrued on outstanding bonds, whereas in governmental funds, an interest expenditure is reported when due. The following items resulted in additional interest being reported in the statement of activities:		
(Increase) in accrued interest payable	(19,058)	
Amortization of bond premiums	80,881	
Total		61,823
Some expenses reported in the statement of activities, such as compensated absences, do not require the use of current financial resources and therefore are not reported as expenditures in governmental funds.		
		(4,938)
Contractually required pension contributions are reported as expenditures in governmental funds; however, the statement of activities reports these amounts as deferred outflows.		
		1,627,086
Except for amounts reported as deferred inflows/outflows, changes in the net pension liability are reported as pension expense in the statement of activities.		
		(2,954,972)
Contractually required OPEB contributions are reported as expenditures in governmental funds; however, the statement of activities reports these amounts as deferred outflows.		
		44,849
Except for amounts reported as deferred inflows/outflows, changes in the net OPEB liability are reported as OPEB expense in the statement of activities.		
		344,014
Change in net position of governmental activities	\$	(1,579,887)

SEE ACCOMPANYING NOTES TO THE BASIC FINANCIAL STATEMENTS

**GRANDVIEW HEIGHTS CITY SCHOOL DISTRICT
FRANKLIN COUNTY, OHIO**

STATEMENT OF REVENUES, EXPENDITURES AND CHANGES IN
FUND BALANCE - BUDGET AND ACTUAL (NON-GAAP BUDGETARY BASIS)
GENERAL FUND
FOR THE FISCAL YEAR ENDED JUNE 30, 2020

	<u>Budgeted Amounts</u>		<u>Actual</u>	<u>Variance with Final Budget Positive (Negative)</u>
	<u>Original</u>	<u>Final</u>		
Revenues:				
From local sources:				
Property taxes	\$ 13,035,747	\$ 14,430,805	\$ 14,538,674	\$ 107,869
Payment in lieu of taxes.	3,392,368	3,451,721	3,783,484	331,763
Tuition.	191,725	267,995	213,830	(54,165)
Earnings on investments	324,816	247,799	362,265	114,466
Rental income	88,937	87,612	99,191	11,579
Contributions and donations	-	500	-	(500)
Other local revenues	288,611	147,500	321,886	174,386
Intergovernmental - state	2,446,359	2,878,175	2,728,407	(149,768)
Intergovernmental - federal	65,834	59,871	73,424	13,553
Total revenues	<u>19,834,397</u>	<u>21,571,978</u>	<u>22,121,161</u>	<u>549,183</u>
Expenditures:				
Current:				
Instruction:				
Regular	9,369,297	8,839,064	8,640,413	198,651
Special.	2,334,106	2,260,743	2,334,715	(73,972)
Other.	389	373	279	94
Support services:				
Pupil.	1,473,483	1,436,755	1,196,925	239,830
Instructional staff	1,931,434	2,146,623	2,109,812	36,811
Board of education	234,570	203,680	190,618	13,062
Administration.	1,850,003	1,754,554	1,735,447	19,107
Fiscal	694,058	656,275	661,399	(5,124)
Business	40,629	69,497	63,581	5,916
Operations and maintenance.	1,859,847	1,860,016	1,595,246	264,770
Pupil transportation	19,743	20,178	11,636	8,542
Central.	151,755	142,072	178,246	(36,174)
Extracurricular activities.	884,478	841,549	751,455	90,094
Facilities acquisition and construction	108,402	40,102	-	40,102
Total expenditures	<u>20,952,194</u>	<u>20,271,481</u>	<u>19,469,772</u>	<u>801,709</u>
Excess of expenditures over revenues	<u>(1,117,797)</u>	<u>1,300,497</u>	<u>2,651,389</u>	<u>1,350,892</u>
Other financing sources (uses):				
Transfers (out).	-	(760,713)	(917,306)	(156,593)
Advances in.	-	-	85,892	85,892
Advances (out)	-	(20,000)	(6,628)	13,372
Total other financing sources (uses)	<u>-</u>	<u>(780,713)</u>	<u>(838,042)</u>	<u>(57,329)</u>
Net change in fund balance	(1,117,797)	519,784	1,813,347	1,293,563
Fund balance at beginning of year	7,573,260	7,573,260	7,573,260	-
Prior year encumbrances appropriated	502,570	502,570	502,570	-
Fund balance at end of year	<u>\$ 6,958,033</u>	<u>\$ 8,595,614</u>	<u>\$ 9,889,177</u>	<u>\$ 1,293,563</u>

SEE ACCOMPANYING NOTES TO THE BASIC FINANCIAL STATEMENTS

**GRANDVIEW HEIGHTS CITY SCHOOL DISTRICT
FRANKLIN COUNTY, OHIO**

STATEMENT OF NET POSITION
PROPRIETARY FUNDS
JUNE 30, 2020

	Child Care Fund	Nonmajor Enterprise Fund	Total Business-Type Activities - Enterprise Funds
Assets:			
Equity in pooled cash and investments	\$ 226,023	\$ 4,350	\$ 230,373
Receivables:			
Accounts	5,371	25	5,396
Prepayments	478	181	659
Materials and supplies inventory.	-	1,893	1,893
Inventory held for resale	-	7,254	7,254
Total current assets	<u>231,872</u>	<u>13,703</u>	<u>245,575</u>
Noncurrent assets:			
Depreciable capital assets, net	<u>54,773</u>	<u>30,459</u>	<u>85,232</u>
Total assets.	<u>286,645</u>	<u>44,162</u>	<u>330,807</u>
Deferred outflows of resources:			
Pension (Note 14)	75,873	36,692	112,565
OPEB (Note 15)	<u>35,332</u>	<u>22,709</u>	<u>58,041</u>
Total deferred outflows of resources	<u>111,205</u>	<u>59,401</u>	<u>170,606</u>
Liabilities:			
Accounts payable.	14,967	2,359	17,326
Accrued wages and benefits	-	27,308	27,308
Compensated absences.	3,047	-	3,047
Pension and postemployment benefits payable.	19,383	8,330	27,713
Intergovernmental payable	4,318	552	4,870
Unearned revenue	<u>33,997</u>	<u>23,183</u>	<u>57,180</u>
Total current liabilities	<u>75,712</u>	<u>61,732</u>	<u>137,444</u>
Long-term liabilities:			
Compensated absences payable.	-	7,161	7,161
Net pension liability (Note 14)	538,601	238,851	777,452
Net OPEB liability (Note 15)	<u>232,169</u>	<u>102,959</u>	<u>335,128</u>
Total long-term liabilities	<u>770,770</u>	<u>348,971</u>	<u>1,119,741</u>
Total liabilities	<u>846,482</u>	<u>410,703</u>	<u>1,257,185</u>
Deferred inflows of resources:			
Pension (Note 14)	60,689	6,016	66,705
OPEB (Note 15)	<u>107,032</u>	<u>29,782</u>	<u>136,814</u>
Total deferred inflows of resources	<u>167,721</u>	<u>35,798</u>	<u>203,519</u>
Net position:			
Investment in capital assets	54,773	30,459	85,232
Unrestricted (deficit)	<u>(671,126)</u>	<u>(373,397)</u>	<u>(1,044,523)</u>
Total net position (deficit)	<u>\$ (616,353)</u>	<u>\$ (342,938)</u>	<u>\$ (959,291)</u>

SEE ACCOMPANYING NOTES TO THE BASIC FINANCIAL STATEMENTS

**GRANDVIEW HEIGHTS CITY SCHOOL DISTRICT
FRANKLIN COUNTY, OHIO**

STATEMENT OF REVENUES, EXPENSES AND
CHANGES IN NET POSITION
PROPRIETARY FUNDS
FOR THE FISCAL YEAR ENDED JUNE 30, 2020

	Child Care Fund	Nonmajor Enterprise Fund	Total Business-Type Activities - Enterprise Funds
Operating revenues:			
Charges for services.	\$ 389,611	\$ 210,328	\$ 599,939
Other	50	-	50
Total operating revenues	<u>389,661</u>	<u>210,328</u>	<u>599,989</u>
Operating expenses:			
Personal services.	419,664	247,216	666,880
Purchased services.	4,808	5,778	10,586
Materials and supplies	41,177	109,958	151,135
Other.	109,487	9,567	119,054
Depreciation	<u>3,597</u>	<u>4,364</u>	<u>7,961</u>
Total operating expenses.	<u>578,733</u>	<u>376,883</u>	<u>955,616</u>
Operating (loss)	<u>(189,072)</u>	<u>(166,555)</u>	<u>(355,627)</u>
Nonoperating revenues:			
Grants and subsidies.	-	37,973	37,973
Federal donated commodities	-	11,397	11,397
Total nonoperating revenues.	<u>-</u>	<u>49,370</u>	<u>49,370</u>
Loss before transfers	(189,072)	(117,185)	(306,257)
Transfer in	-	100,000	100,000
Change in net position	(189,072)	(17,185)	(206,257)
Net position (deficit)			
at beginning of year	<u>(427,281)</u>	<u>(325,753)</u>	<u>(753,034)</u>
Net position (deficit) at end of year	<u>\$ (616,353)</u>	<u>\$ (342,938)</u>	<u>\$ (959,291)</u>

SEE ACCOMPANYING NOTES TO THE BASIC FINANCIAL STATEMENTS

**GRANDVIEW HEIGHTS CITY SCHOOL DISTRICT
FRANKLIN COUNTY, OHIO**

STATEMENT OF CASH FLOWS
PROPRIETARY FUNDS
FOR THE FISCAL YEAR ENDED JUNE 30, 2020

	Child Care Fund	Nonmajor Enterprise Fund	Total Business-Type Activities - Enterprise Funds
Cash flows from operating activities:			
Cash received from charges for services	\$ 398,981	\$ 221,301	\$ 620,282
Cash received from other operations	50	-	50
Cash payments for personal services	(403,490)	(223,916)	(627,406)
Cash payments for purchased services	(6,404)	(5,778)	(12,182)
Cash payments for materials and supplies	(27,073)	(105,340)	(132,413)
Cash payments for other expenses	(109,487)	(9,567)	(119,054)
Net cash used in operating activities	<u>(147,423)</u>	<u>(123,300)</u>	<u>(270,723)</u>
Cash flows from noncapital financing activities:			
Cash received from grants and subsidies	-	37,973	37,973
Cash received from transfers in	-	100,000	100,000
Net cash provided by noncapital financing activities	<u>-</u>	<u>137,973</u>	<u>137,973</u>
Cash flows from capital and related financing activities:			
Acquisition of capital assets	-	(21,347)	(21,347)
Net cash used in capital and related financing activities	<u>-</u>	<u>(21,347)</u>	<u>(21,347)</u>
Net (decrease) in cash and cash equivalents	(147,423)	(6,674)	(154,097)
Cash and cash equivalents at beginning of year . . .	373,446	11,024	384,470
Cash and cash equivalents at end of year	<u>\$ 226,023</u>	<u>\$ 4,350</u>	<u>\$ 230,373</u>
Reconciliation of operating loss to net cash used in operating activities:			
Operating loss	\$ (189,072)	\$ (166,555)	\$ (355,627)
Adjustments:			
Depreciation	3,597	4,364	7,961
Federal donated commodities	-	11,397	11,397
Changes in assets and liabilities:			
(Increase) in materials and supplies inventory	-	(1,238)	(1,238)
(Increase) in inventory held for resale	-	(5,418)	(5,418)
(Increase) decrease in accounts receivable	(3,005)	745	(2,260)
Decrease in prepayments	81	10	91
Decrease in deferred outflows - pension	60,401	3,283	63,684
(Increase) in deferred outflows - OPEB	(3,154)	(14,734)	(17,888)
Increase (decrease) in accounts payable	12,508	(123)	12,385
Increase (decrease) in accrued wages and benefits	(17,309)	4,266	(13,043)
Increase in intergovernmental payable	4,067	326	4,393
Increase (decrease) in compensated absences payable	(581)	284	(297)
Increase in pension and postemployment benefits payable	1,698	292	1,990
Increase (decrease) in net pension liability	(71,312)	25,190	(46,122)
(Decrease) in net OPEB liability	(66,676)	(1,731)	(68,407)
Increase (decrease) in deferred inflows - pension	33,991	(10,880)	23,111
Increase in deferred inflows - OPEB	74,968	16,994	91,962
Increase in unearned revenue	12,375	10,228	22,603
Net cash used in operating activities	<u>\$ (147,423)</u>	<u>\$ (123,300)</u>	<u>\$ (270,723)</u>

SEE ACCOMPANYING NOTES TO THE BASIC FINANCIAL STATEMENTS

**GRANDVIEW HEIGHTS CITY SCHOOL DISTRICT
FRANKLIN COUNTY, OHIO**

STATEMENT OF CHANGES IN FIDUCIARY NET POSITION
FIDUCIARY FUND
FOR THE FISCAL YEAR ENDED JUNE 30, 2020

	Custodial
Additions:	
Extracurricular collections for OHSAA and other governments . .	\$ 4,884
Deductions:	
Extracurricular distributions for OHSAA and other governments . .	4,884
Change in net position	-
Net position at beginning of year (restated)	-
Net position at end of year	\$ -

SEE ACCOMPANYING NOTES TO THE BASIC FINANCIAL STATEMENTS

**GRANDVIEW HEIGHTS CITY SCHOOL DISTRICT
FRANKLIN COUNTY, OHIO**

NOTES TO THE BASIC FINANCIAL STATEMENTS
FOR THE FISCAL YEAR ENDED JUNE 30, 2020

NOTE 1 - DESCRIPTION OF THE DISTRICT

The Grandview Heights City School District (the "District") was organized on May 14, 1906. A special election on May 1, 1906 was held whereby L.D. Bonebrake, C.H. Walcutt, J.E. Hussey, S.M. Orwig and D.S. Field were selected as the first members of the Board of Education. The District continues to be governed by a five-member Board of Education (the Board) elected by the citizens of Grandview Heights and Marble Cliff.

The District is an independent political subdivision of the State of Ohio. It was created by the state to carry out the constitutional requirement to provide a system of public education. The constitution is silent as to how the public schools in Ohio are to be classified or organized, thus leaving it to legislative determination. The District is organized as a city school district according to Ohio Revised Code Section 3311.02. The District consists of the territory within the corporate limits of the City of Grandview Heights and the Village of Marble Cliff encompassing approximately 1.6 square miles.

NOTE 2 - SUMMARY OF SIGNIFICANT ACCOUNTING POLICIES

The financial statements of the District have been prepared in conformity with generally accepted accounting principles (GAAP) as applied to governmental units. The Governmental Accounting Standards Board (GASB) is the accepted standard setting body for establishing governmental accounting and financial reporting principles. The District's significant accounting policies are described below.

A. Reporting Entity

The reporting entity has been defined in accordance with GASB Statement No. 14, "The Financial Reporting Entity" as amended by GASB Statement No. 39, "Determining Whether Certain Organizations Are Component Units" and GASB Statement No. 61, "The Financial Reporting Entity: Omnibus an Amendment of GASB Statements No. 14 and No. 34". The reporting entity is composed of the primary government and component units. The primary government consists of all funds, departments, boards and agencies that are not legally separate from the District. For the District, this includes general operations, food service, and student related activities of the District.

Component units are legally separate organizations for which the District is financially accountable. The District is financially accountable for an organization if the District appoints a voting majority of the organization's Governing Board and (1) the District is able to significantly influence the programs or services performed or provided by the organization; or (2) the District is legally entitled to or can otherwise access the organization's resources; or (3) the District is legally obligated or has otherwise assumed the responsibility to finance the deficits of, or provide financial support to, the organization; or (4) the District is obligated for the debt of the organization. Component units may also include organizations that are fiscally dependent on the District in that the District approves the budget, the issuance of debt or the levying of taxes. Certain organizations are also included as component units if the nature and significance of the relationship between the primary government and the organization is such that exclusion by the primary government would render the primary government's financial statements incomplete or misleading. Based upon the application of these criteria, the District has no component units. The basic financial statements of the reporting entity include only those of the District (the primary government).

**GRANDVIEW HEIGHTS CITY SCHOOL DISTRICT
FRANKLIN COUNTY, OHIO**

NOTES TO THE BASIC FINANCIAL STATEMENTS
FOR THE FISCAL YEAR ENDED JUNE 30, 2020

NOTE 2 - SUMMARY OF SIGNIFICANT ACCOUNTING POLICIES - (Continued)

The following organizations are described due to their relationship to the District.

JOINTLY GOVERNED ORGANIZATION

Metropolitan Educational Technology Association (META) Solutions

The District is a participant in META Solutions which is a computer consortium that resulted from the mergers between Tri-Rivers Educational Computer Association (TRECA), Metropolitan Educational Council (MEC), Metropolitan Dayton Educational Cooperative Association (MDECA), Southeastern Ohio Valley Voluntary Education Cooperative (SEOVEC), and South Central Ohio Computer Association (SCOCA). META Solutions develops, implements and supports the technology and instructional needs of schools in a cost-effective manner. META Solutions provides instructional, core, technology and purchasing services for its member districts. The Board of Directors consists of the Superintendents from eleven of the member districts. During fiscal year 2020, the District paid META Solutions \$26,295 for services. Financial information can be obtained from Ashley Widby, who serves as Chief Financial Officer, 100 Executive Drive, Marion, Ohio 43302.

JOINT VENTURE WITHOUT EQUITY INTEREST

The Rockbridge Academy (the "Academy")

The Academy is a joint venture consisting of a consortium of five school districts. The Academy was formed for the purpose of providing alternative education services to at risk students. The initial capital of the Academy was raised through the receipt of a per pupil charge dependent upon the services utilized.

The Governing Board of the Academy consists of five members appointed by each member school. The District does not have an equity interest that is explicit and measurable in the Academy; however, the District does have an ongoing financial obligation to support the Academy in meeting its financial obligations. The District did not submit any payments to the Rockbridge Academy during fiscal year 2020. Further detailed financial information may be obtained by contacting the Educational Service Center of Central Ohio at (614) 445-3750.

B. Fund Accounting

The District uses funds to maintain its financial records during the year. A fund is defined as a fiscal and accounting entity with a self-balancing set of accounts. There are three categories of funds: governmental, proprietary and fiduciary.

GOVERNMENTAL FUNDS

Governmental funds are those through which most governmental functions typically are financed. Governmental fund reporting focuses on the sources, uses, and balances of current financial resources. Expendable assets are assigned to the various governmental funds according to the purposes for which they may or must be used. Current liabilities are assigned to the fund from which they will be paid. The difference between governmental fund assets plus deferred outflows of resources and liabilities plus deferred inflows of resources is reported as fund balance. The following are the District's major governmental funds:

General Fund - The general fund is the general operating fund of the District and is used to account for all financial resources except those required to be accounted for in another fund.

Bond Retirement Fund - This fund is used to account for financial resources that are restricted, committed, or assigned to expenditure for principal and interest.

**GRANDVIEW HEIGHTS CITY SCHOOL DISTRICT
FRANKLIN COUNTY, OHIO**

**NOTES TO THE BASIC FINANCIAL STATEMENTS
FOR THE FISCAL YEAR ENDED JUNE 30, 2020**

NOTE 2 - SUMMARY OF SIGNIFICANT ACCOUNTING POLICIES - (Continued)

Building Fund - The building fund accounts for all financial resources that are restricted to expenditures for the District's building construction and renovation project.

Nonmajor governmental funds of the District are used to account for (a) financial resources that are restricted, committed, or assigned to expenditures for capital outlays including the acquisition or construction of capital facilities and other capital assets not accounted for in the building fund and (b) specific revenue sources that are restricted or committed to an expenditure for specified purposes other than debt service or capital projects.

PROPRIETARY FUNDS

Proprietary funds focus on the determination of operating income, changes in net position, financial position, and cash flows. The District's only proprietary funds are enterprise funds. Enterprise funds may be used to account for any activity for which a fee is charged to external users for goods or services. The following is the District's major enterprise fund:

Child Care Fund - The child care fund is used to account for all financial transactions related to the District's child care program.

The nonmajor enterprise fund of the District is used to account for food service operations.

FIDUCIARY FUNDS

Fiduciary fund reporting focuses on net position and changes in net position. The fiduciary fund category is split into four classifications: pension trust funds, investment trust funds, private purpose trust funds and custodial funds. Trust funds are distinguished from custodial funds by the existence of a trust agreement or equivalent arrangements that have certain characteristics. The District did not have any private-purpose trust funds. Custodial funds are used to report fiduciary activities that are not required to be reported in a trust fund. The District's custodial fund accounts for monies collected on behalf of and disbursed to the Ohio High School Athletic Association (OHSAA).

C. Basis of Presentation

Government-Wide Financial Statements - The statement of net position and the statement of activities display information about the District as a whole. These statements include the financial activities of the primary government, except for fiduciary funds. The statements distinguish between those activities of the District that are governmental and those that are considered business-type activities.

The statement of net position presents the financial condition of the governmental and business-type activities of the District at year-end. The statement of activities presents a comparison between direct expenses and program revenues for each program or function of the District's governmental activities and for the business-type activities of the District. Direct expenses are those that are specifically associated with a service, program, or department and therefore clearly identifiable to a particular function. Program revenues include charges paid by the recipient of the goods or services offered by the program, grants and contributions that are restricted to meeting the operational or capital requirements of a particular program, and interest earned on grants that is required to be used to support a particular program. Revenues which are not classified as program revenues are presented as general revenues of the District, with certain limitations. The comparison of direct expenses with program revenues identifies the extent to which each business segment or governmental function is self-financing or draws from the general revenues of the District.

**GRANDVIEW HEIGHTS CITY SCHOOL DISTRICT
FRANKLIN COUNTY, OHIO**

NOTES TO THE BASIC FINANCIAL STATEMENTS
FOR THE FISCAL YEAR ENDED JUNE 30, 2020

NOTE 2 - SUMMARY OF SIGNIFICANT ACCOUNTING POLICIES - (Continued)

Fund Financial Statements - During the year, the District segregates transactions related to certain District functions or activities in separate funds in order to aid financial management and to demonstrate legal compliance. Fund financial statements are designed to present financial information of the District at this more detailed level. The focus of governmental and enterprise fund financial statements is on major funds. Each major fund is presented in a separate column. Nonmajor funds are aggregated and presented in a single column. Fiduciary funds are reported by type.

D. Measurement Focus

Government-Wide Financial Statements - The government-wide financial statements are prepared using the economic resources measurement focus. All assets and deferred outflows of resources and all liabilities and deferred inflows of resources associated with the operation of the District are included on the statement of net position.

Fund Financial Statements - All governmental funds are accounted for using a flow of current financial resources measurement focus. With this measurement focus, only current assets and deferred outflows of resources and current liabilities and deferred inflows of resources generally are included on the Balance Sheet. The statement of revenues, expenditures, and changes in fund balances reports on the sources (i.e., revenues and other financing sources) and uses (i.e., expenditures and other financing uses) of current financial resources. This approach differs from the manner in which the governmental activities of the government-wide financial statements are prepared. Governmental fund financial statements therefore include a reconciliation with brief explanations to better identify the relationship between the government-wide statements and the statements for governmental funds.

Like the government-wide statements, all proprietary fund types are accounted for on a flow of economic resources measurement focus. All assets, deferred outflows of resources, liabilities, and deferred inflows of resources associated with the operation of these funds are included on the statement of net position. The statement of revenues, expenses and changes in fund net position presents increases (i.e., revenues) and decreases (i.e., expenses) in net position. The statement of cash flows provides information about how the District finances and meets the cash flow needs of its proprietary fund activities.

Fiduciary funds present a statement of changes in fiduciary net position which reports additions to and deductions from custodial funds.

E. Basis of Accounting

Basis of accounting refers to when revenues and expenditures or expenses are recognized in the accounts and reported in the financial statements. Government-wide financial statements are prepared using the accrual basis of accounting. The fund financial statements are prepared using either modified accrual for governmental funds or accrual basis for proprietary and fiduciary funds.

Revenues Exchange and Non-exchange Transactions - Revenue resulting from exchange transactions is recorded on the accrual basis when the exchange takes place. On a modified accrual basis, revenues are recognized in the accounting period when they become both measurable and available. Available means collectible within the current period or soon enough thereafter to be used to pay liabilities of the current fiscal year. The available period of the District is sixty days after year-end.

**GRANDVIEW HEIGHTS CITY SCHOOL DISTRICT
FRANKLIN COUNTY, OHIO**

NOTES TO THE BASIC FINANCIAL STATEMENTS
FOR THE FISCAL YEAR ENDED JUNE 30, 2020

NOTE 2 - SUMMARY OF SIGNIFICANT ACCOUNTING POLICIES - (Continued)

Non-exchange transactions, in which the District receives value without directly giving equal value in return, include property taxes, grants, entitlements, and donations. On an accrual basis, revenue from property taxes is recognized in the fiscal year for which the taxes are levied (See Note 6). Revenue from grants, entitlements, and donations is recognized in the fiscal year in which all eligibility requirements have been met. On the modified accrual basis, revenue from non-exchange transactions must also be available before it can be recognized.

In applying the susceptible to accrual concept under the modified accrual basis, the following revenue sources are deemed both measurable and available: property taxes, payment in lieu of taxes, tuition, grants, and student fees.

Deferred Outflows of Resources and Deferred Inflows of Resources - In addition to assets, the government-wide statement of net position will report a separate section for deferred outflows of resources. Deferred outflows of resources represents a consumption of net position that applies to a future period and will not be recognized as an outflow of resources (expense/expenditure) until then. For the District, see Note 14 and 15 for deferred outflows of resources related the District's net pension liability and net OPEB liability/asset, respectively.

In addition to liabilities, both the government-wide statement of net position and the governmental fund financial statements report a separate section for deferred inflows of resources. Deferred inflows of resources represent an acquisition of net position that applies to a future period and will not be recognized as an inflow of resources (revenue) until that time. For the District, deferred inflows of resources include property taxes, payments in lieu of taxes and unavailable revenue. Property taxes and payments in lieu of taxes represent amounts for which there is an enforceable legal claim as of June 30, 2020, but which were levied to finance fiscal year 2021 operations. These amounts have been recorded as a deferred inflow of resources on both the government-wide statement of net position and the governmental fund financial statements. Unavailable revenue is reported only on the governmental funds balance sheet, and represents receivables which will not be collected within the available period. For the District unavailable revenue includes, but is not limited to, delinquent property taxes and intergovernmental grants. These amounts are deferred and recognized as an inflow of resources in the period the amounts become available.

For the District, see Note 14 and 15 for deferred inflows of resources related to the District's net pension liability and net OPEB liability/asset, respectively. These deferred inflows of resources are only reported on the government-wide statement of net position.

Expenditures/Expenses - On the accrual basis of accounting, expenses are recorded at the time they are incurred. The measurement focus of governmental fund accounting is on flow of current financial resources. Expenditures are generally recognized in the accounting period in which the related fund liability is incurred except for principal and interest on general long-term debt, which is recorded when due.

F. Cash and Investments

To improve cash management, cash received by the District is pooled. Individual fund integrity is maintained through the District's records. Each fund's interest in the pool is presented as "equity in pooled cash and investments" on the financial statements.

**GRANDVIEW HEIGHTS CITY SCHOOL DISTRICT
FRANKLIN COUNTY, OHIO**

**NOTES TO THE BASIC FINANCIAL STATEMENTS
FOR THE FISCAL YEAR ENDED JUNE 30, 2020**

NOTE 2 - SUMMARY OF SIGNIFICANT ACCOUNTING POLICIES - (Continued)

During fiscal year 2020, investments were limited to Federal Home Loan Mortgage Corporation (FHLMC) securities, Federal Farm Credit Bank (FFCB) securities, Federal Home Loan Bank (FHLB) securities, Federal National Mortgage Association (FNMA) securities, U.S. treasury notes, negotiable certificates of deposit (negotiable CD's), commercial paper, U.S. Government money market funds, and investments in the State Treasury Asset Reserve of Ohio (STAR Ohio). Except for investments in STAR Ohio, investments are reported at fair value which is based on quoted market prices.

During fiscal year 2020, the District invested in STAR Ohio. STAR Ohio is an investment pool managed by the State Treasurer's Office which allows governments within the State to pool their funds for investment purposes. STAR Ohio is not registered with the SEC as an investment company, but has adopted GASB, Statement No. 79, "Certain External Investment Pools and Pool Participants." The District measures its investment in STAR Ohio at the net asset value (NAV) per share provided by STAR Ohio. The NAV per share is calculated on an amortized cost basis that provides an NAV per share that approximates fair value.

For fiscal year 2020, there were no limitations or restrictions on any participant withdrawals due to redemption notice periods, liquidity fees, or redemption gates. However, notice must be given 24 hours in advance of all deposits and withdrawals exceeding \$25 million. STAR Ohio reserves the right to limit the transaction to \$100 million, requiring the excess amount to be transacted the following business day(s), but only to the \$100 million limit. All accounts of the participant will be combined for these purposes.

Under existing Ohio statutes, interest earnings are allotted to the general fund unless the Board of Education has, by resolution, specified funds to receive an allocation of interest earnings. Interest revenue credited to the general fund during fiscal year 2020 amounted to \$338,413 which includes \$139,740 assigned from other District funds.

For purposes of the statement of cash flows and for presentation on the statement of net position, investments of the cash management pool and investments with original maturities of three months or less at the time they are purchased by the District are considered to be cash equivalents. Investments with an initial maturity of more than three months are reported as investments.

An analysis of the District's investment account at fiscal year-end is provided in Note 4.

G. Inventory

Within the basic financial statements, inventories are presented at the lower of cost or market on a first-in, first-out basis and are expensed when used. Inventories of the general fund and food service enterprise fund (a nonmajor enterprise fund) were not significant at year-end. Donated commodities are presented at their entitlement value.

H. Prepayments

Certain payments to vendors reflect the costs applicable to future accounting periods and are recorded as prepaid items in both government-wide and fund financial statements. These items are reported as assets on the balance sheet using the consumption method. A current asset for the prepaid amounts is recorded at the time of the purchase and the expenditure/expense is reported in the year in which services are consumed. On the fund financial statements, reported prepayments are equally offset by a nonspendable fund balance.

**GRANDVIEW HEIGHTS CITY SCHOOL DISTRICT
FRANKLIN COUNTY, OHIO**

NOTES TO THE BASIC FINANCIAL STATEMENTS
FOR THE FISCAL YEAR ENDED JUNE 30, 2020

NOTE 2 - SUMMARY OF SIGNIFICANT ACCOUNTING POLICIES - (Continued)

I. Capital Assets and Depreciation

General capital assets are those assets not specifically related to activities reported in the proprietary funds. These assets generally result from expenditures in the governmental funds. These assets are reported in the governmental activities column of the government-wide statement of net position, but are not reported in the fund financial statements. Capital assets utilized by the proprietary funds are reported both in the business-type activities column of the government-wide statement of net position and in the respective funds.

All capital assets are capitalized at cost (or estimated historical cost) and updated for additions and retirements during the year. Donated capital assets are recorded at their acquisition values as of the date received. The District maintains a capitalization threshold of \$1,000. The District does not possess any infrastructure. Improvements are capitalized; the costs of normal maintenance and repairs that do not add to the value of the asset or materially extend an asset's life are not.

All reported capital assets except land and construction in progress are depreciated. Improvements are depreciated over the remaining useful lives of the related capital assets. Depreciation is computed using the straight-line method over the following useful lives:

Description	Governmental Activities Estimated Lives	Business-Type Activities Estimated Lives
Buildings and Improvements	5 - 50 Years	N/A
Furniture and Equipment	3 - 20 Years	3 - 20 Years
Vehicles	10 Years	N/A

J. Interfund Activity

Transfers between governmental and business-type activities on the government-wide statements are reported in the same manner as general revenues. Exchange transactions between funds are reported as revenues in the seller funds and as expenditures/expenses in the purchaser funds.

Flows of cash or goods from one fund to another without a requirement for repayment are reported as interfund transfers. Interfund transfers are reported as other financing sources/uses in governmental funds and after nonoperating revenues/expenses in proprietary funds.

Repayments from funds responsible for particular expenditures/expenses to the funds that initially paid for them are not presented on the financial statements.

K. Interfund Balances

On fund financial statements, receivables and payables resulting from short-term interfund loans are classified as interfund loan receivables and payables. These interfund balances between governmental funds are eliminated for reporting on the statement of net position.

**GRANDVIEW HEIGHTS CITY SCHOOL DISTRICT
FRANKLIN COUNTY, OHIO**

**NOTES TO THE BASIC FINANCIAL STATEMENTS
FOR THE FISCAL YEAR ENDED JUNE 30, 2020**

NOTE 2 - SUMMARY OF SIGNIFICANT ACCOUNTING POLICIES - (Continued)

L. Compensated Absences

The District has implemented the provisions of GASB Statement No. 16, "Accounting for Compensated Absences". Vacation benefits are accrued as a liability as the benefits are earned if the employee's right to receive compensation is attributable to services already rendered and it is probable that the employer will compensate the employees for the benefits through paid time off or some other means. Sick leave benefits are accrued as a liability using the vesting method. The liability is based on the sick and vacation leave accumulated at June 30 by those employees who are currently eligible to receive termination payments and those employees for whom it is probable they will become eligible to receive termination benefits in the future. For purposes of establishing a liability for sick leave on employees expected to become eligible to retire in the future, all employees with 15 years of service were considered expected to become eligible to retire in accordance with GASB Statement No. 16. The criteria for determining the vacation and sick leave liability is derived from Board policy, negotiated agreements and state laws.

The entire compensated absence liability is reported on the government-wide financial statements. For governmental fund financial statements, the amount of accumulated sick leave of employees has been recorded as a current liability to the extent that the amounts are expected to be paid using expendable available financial resources. The balance of the liability is not recorded. For proprietary funds, the entire amount of compensated absences is recorded as an expense and liability of the fund.

M. Accrued Liabilities and Long-term Debt

All accrued liabilities and long-term debt are reported in the government-wide financial statements as well as the proprietary fund financial statements. For governmental fund financial statements, the accrued liabilities are generally reported as a governmental fund liability if due for payment as of the balance sheet date regardless of whether they will be liquidated with current financial resources. However, claims for judgments and, compensated absences paid from governmental funds are reported as a liability in the fund financial statements only for the portion expected to be financed from expendable available financial resources. Net pension/OPEB liability should be recognized in the governmental funds to the extent that benefit payments are due and payable and the pension/OPEB plan's fiduciary net position is not sufficient for payment of those benefits.

N. Net Position

Net position represents the difference between assets and deferred outflows and liabilities and deferred inflows. The net position component "net investment in capital assets," consists of capital assets, net of accumulated depreciation, reduced by the outstanding balances of any borrowing used for the acquisition, construction or improvement of those assets. Deferred outflows of resources and deferred inflows of resources that are attributable to the acquisition, construction or improvement of those assets or related debt also should be included in this component of net position. Net position is reported as restricted when there are limitations imposed on its use either through the enabling legislation adopted by the District or through external restrictions imposed by creditors, grantors or laws or regulations of other governments.

The District applies restricted resources first when an expense is incurred for purposes for which both restricted and unrestricted net position is available.

**GRANDVIEW HEIGHTS CITY SCHOOL DISTRICT
FRANKLIN COUNTY, OHIO**

NOTES TO THE BASIC FINANCIAL STATEMENTS
FOR THE FISCAL YEAR ENDED JUNE 30, 2020

NOTE 2 - SUMMARY OF SIGNIFICANT ACCOUNTING POLICIES - (Continued)

O. Fund Balance

Fund balance is divided into five classifications based primarily on the extent to which the District is bound to observe constraints imposed upon the use of the resources in the governmental funds. The classifications are as follows:

Nonspendable - The nonspendable fund balance classification includes amounts that cannot be spent because they are not in spendable form or legally required to be maintained intact. The “not in spendable form” criterion includes items that are not expected to be converted to cash. It also includes the long-term amount of loans receivable in the general fund.

Restricted - Fund balance is reported as restricted when constraints are placed on the use of resources that are either externally imposed by creditors (such as through debt covenants), grantors, contributors, or laws or regulations of other governments, or imposed by law through constitutional provisions or enabling legislation.

Committed - The committed fund balance classification includes amounts that can be used only for the specific purposes imposed by a formal action (resolution) of the District Board of Education (the highest level of decision making authority). Those committed amounts cannot be used for any other purpose unless the District Board of Education removes or changes the specified use by taking the same type of action (resolution) it employed to previously commit those amounts. Committed fund balance also incorporates contractual obligations to the extent that existing resources in the fund have been specifically committed for use in satisfying those contractual requirements.

Assigned - Amounts in the assigned fund balance classification are intended to be used by the District for specific purposes, but do not meet the criteria to be classified as restricted nor committed. In governmental funds other than the general Fund, assigned fund balance represents the remaining amount that is not restricted or committed. In the general fund, assigned amounts represent intended uses established by policies of the District Board of Education, which includes giving the Treasurer the authority to constrain monies for intended purposes.

Unassigned - Unassigned fund balance is the residual classification for the general fund and includes all spendable amounts not contained in the other classifications. In other governmental funds, the unassigned classification is only used to report a deficit fund balance resulting from overspending for specific purposes for which amounts had been restricted, committed, or assigned.

The District applies restricted resources first when expenditures are incurred for purposes for which restricted and unrestricted (committed, assigned, and unassigned) fund balance is available. Similarly, within unrestricted fund balance, committed amounts are reduced first followed by assigned, and then unassigned amounts when expenditures are incurred for purposes for which amounts in any of the unrestricted fund balance classifications could be used.

P. Budget Stabilization Arrangement

The District has established a budget stabilization reserve. Additions to the budget stabilization reserve can only be made by formal resolution of the Board of Education. Expenditures out of the budget stabilization reserve can only be made to offset future budget deficits. At June 30, 2020, the balance in the budget stabilization reserve was \$943,708. This amount is included in unassigned fund balance of the general fund and in unrestricted net position on the statement of net position.

**GRANDVIEW HEIGHTS CITY SCHOOL DISTRICT
FRANKLIN COUNTY, OHIO**

**NOTES TO THE BASIC FINANCIAL STATEMENTS
FOR THE FISCAL YEAR ENDED JUNE 30, 2020**

NOTE 2 - SUMMARY OF SIGNIFICANT ACCOUNTING POLICIES - (Continued)

Q. Operating Revenues and Expenses

Operating revenues are those revenues that are generated directly from the primary activity of the proprietary funds. For the District, these revenues are charges for services for the child care fund and the food service fund (a nonmajor enterprise fund). Operating expenses are necessary costs incurred to provide the good or service that are the primary activity of the fund. All revenues and expenses not meeting these definitions are classified as nonoperating.

R. Budgetary Data

All funds, other than custodial funds, are legally required to be budgeted and appropriated. The major documents prepared are the tax budget, the appropriation resolution and the certificate of estimated resources, which are prepared on the budgetary basis of accounting. The tax budget demonstrates a need for existing or increased tax rates. The certificate of estimated resources establishes a limit on the amounts that the Board of Education may appropriate. The appropriation resolution is the Board's authorization to spend resources and set annual limits on expenditures plus encumbrances at a level of control selected by the Board. The legal level of budgetary control has been established by the Board of Education at the fund level. The treasurer has been given the authority to allocate Board appropriations to the function and object levels within each fund.

The certificate of estimated resources may be amended during the year if projected increases or decreases in revenue are identified by the District Treasurer. The amounts reported as the original budgeted amounts in the budgetary statements reflect the amounts in the certificate when the original appropriations were adopted. The amounts reported as the final budgeted amounts in the budgetary statements reflect the amounts in the final amended certificate in effect when the final appropriations were passed.

The appropriation resolution is subject to amendment by the Board throughout the year with the restriction that appropriations may not exceed estimated resources. The amounts reported as the original budgeted amounts reflect the first appropriation for that fund that covered the entire fiscal year, including amounts automatically carried over from prior years. The amounts reported as the final budgeted amounts in the budgetary statements reflect the final appropriations passed by the Board during the year.

S. Encumbrances

Encumbrance accounting, under which purchase orders, contracts, and other commitments for the expenditure of funds are recorded in order to reserve that portion of the applicable appropriation, is employed in governmental funds. Encumbrances outstanding at year end are reported as assigned in the General Fund only, since they do not constitute expenditures or liabilities.

At the close of each year, the unencumbered balance of each appropriation reverts to the respective fund from which it was appropriated and becomes subject to future appropriation. Encumbered appropriations are carried forward to the succeeding fiscal year and are not re-appropriated.

T. Pensions/Other Postemployment Benefits (OPEB)

For purposes of measuring the net pension/OPEB asset/liability, information about the fiduciary net position of the pension/OPEB plans and additions to/deductions from their fiduciary net position have been determined on the same basis as they are reported by the pension/OPEB plan. For this purpose, benefit payments (including refunds of employee contributions) are recognized when due and payable in accordance with the benefit terms. The pension/OPEB plans report investments at fair value.

**GRANDVIEW HEIGHTS CITY SCHOOL DISTRICT
FRANKLIN COUNTY, OHIO**

NOTES TO THE BASIC FINANCIAL STATEMENTS
FOR THE FISCAL YEAR ENDED JUNE 30, 2020

NOTE 2 - SUMMARY OF SIGNIFICANT ACCOUNTING POLICIES - (Continued)

U. Extraordinary and Special Items

Extraordinary items are transactions or events that are both unusual in nature and infrequent in occurrence. Special items are transactions or events that are within the control of the Board of Education and that are either unusual in nature or infrequent in occurrence. Nether type of transaction occurred during fiscal year 2020.

V. Estimates

The preparation of financial statements in conformity with GAAP requires management to make estimates and assumptions that affect the reported amounts of assets and liabilities at the date of the financial statements and the reported amounts of revenues and expenditures during the reported period. Actual results could differ from those estimates.

W. Fair Value Measurements

The District categorizes its fair value measurements within the fair value hierarchy established by generally accepted accounting principles. The hierarchy is based on the valuation inputs used to measure the fair value of the asset. Level 1 inputs are quoted prices in active markets for identical assets; Level 2 inputs are significant other observable inputs; Level 3 inputs are significant unobservable inputs.

X. Issuance Costs/Bond Premiums and Discounts and Accounting Gain or Loss on Debt Refunding

On the governmental fund financial statements, issuance costs, bond premiums, bond discounts, and deferred charges from debt refunding are recognized in the current period.

On the government-wide financial statements, issuance costs are recognized in the current period and are not amortized. Bond premiums and discounts are amortized over the term of the bonds using the straight-line method. Unamortized bond premiums are presented as an addition to the face amount of the bonds reported on the statement of net position. Unamortized bond discounts are presented as a reduction to the face amount of the bonds reported on the statement of net position. The reconciliation between the bonds face value and the amount reported on the statement of net position is presented in Note 8.

For advance refunding resulting in the defeasance of debt, the difference between the reacquisition price and the net carrying amount of the old debt is deferred and amortized as a component of interest expense. This accounting gain or loss is amortized over the remaining life of the old debt or the life of the new debt, whichever is shorter, and is presented as a deferred outflow of resources.

NOTE 3 - ACCOUNTABILITY AND COMPLIANCE

A. Change in Accounting Principles

For fiscal year 2020, the District has implemented GASB Statement No. 84, "*Fiduciary Activities*" and GASB Statement No. 90, "*Majority Equity Interests - an amendment to GASB Statements No. 14 and No. 61*".

GASB Statement No. 84 establishes specific criteria for identifying activities that should be reported as fiduciary activities and clarifies whether and how business-type activities should report their fiduciary activities. Due to the implementation of GASB Statement No. 84, the District will no longer be reporting agency funds. The District reviewed its agency funds and certain funds will be reported in the new fiduciary classification of custodial funds, while other funds have been reclassified as governmental or proprietary funds. These fund reclassifications resulted in the restatement of the District's financial statements.

**GRANDVIEW HEIGHTS CITY SCHOOL DISTRICT
FRANKLIN COUNTY, OHIO**

NOTES TO THE BASIC FINANCIAL STATEMENTS
FOR THE FISCAL YEAR ENDED JUNE 30, 2020

NOTE 3 - ACCOUNTABILITY AND COMPLIANCE - (Continued)

GASB Statement No. 90 improves the consistency and comparability of reporting a government's majority equity interest in a legally separate organization and improve the relevance of financial statement information for certain component units. It defines a majority equity interest and specifies that a majority equity interest in a legally separate organization should be reported as an investment if a government's holding of the equity interest meets the definition of an investment. The implementation of GASB Statement No. 90 did not have an effect on the financial statements of the District.

B. Restatement of Net Position and Fund Balances

The implementation of GASB 84 had the following effect on fund balance as reported at June 30, 2019:

	<u>General</u>	<u>Bond Retirement</u>	<u>Building</u>	<u>Other Governmental Funds</u>	<u>Total Governmental Funds</u>
Fund Balance as previously reported	\$ 12,166,724	\$ 6,559,471	\$ 53,866,075	\$ 639,029	\$ 73,231,299
GASB Statement No. 84	<u>1,798</u>	<u>-</u>	<u>-</u>	<u>111,083</u>	<u>112,881</u>
Restated Fund Balance, at June 30, 2019	<u>\$ 12,168,522</u>	<u>\$ 6,559,471</u>	<u>\$ 53,866,075</u>	<u>\$ 750,112</u>	<u>\$ 73,344,180</u>

The implementation of the GASB 84 pronouncement had the following effect on the net position as reported at June 30, 2019:

	<u>Governmental Activities</u>
Net position as previously reported	\$ 2,876,648
GASB Statement No. 84	<u>112,881</u>
Restated net position at June 30, 2019	<u>\$ 2,989,529</u>

Due to the implementation of GASB Statement No.84, the new classification of custodial funds is reporting a beginning net position of \$0. Also, related to the implementation of GASB Statement No. 84, the District will no longer be reporting agency funds and is currently not reporting any private-purpose trust funds. At June 30, 2019, agency funds reported assets and liabilities of \$82,881. At June 30, 2019, private-purpose trust funds reported assets and net position of \$30,000.

**GRANDVIEW HEIGHTS CITY SCHOOL DISTRICT
FRANKLIN COUNTY, OHIO**

NOTES TO THE BASIC FINANCIAL STATEMENTS
FOR THE FISCAL YEAR ENDED JUNE 30, 2020

NOTE 3 - ACCOUNTABILITY AND COMPLIANCE - (Continued)

C. Deficit Fund Balances

Fund balances at June 30, 2020 included the following individual fund deficits:

<u>Nonmajor funds</u>	<u>Deficit</u>
Elementary and Secondary School Emergency Relief	\$ 5,299
IDEA Part B	16,111

The general fund is liable for any deficit in these funds and provides transfers when cash is required, not when accruals occur. The deficit fund balances resulted from adjustments for accrued liabilities.

NOTE 4 - DEPOSITS AND INVESTMENTS

State statutes classify monies held by the District into three categories.

Active deposits are public deposits necessary to meet current demands on the treasury. Such monies must be maintained either as cash in the District treasury, in commercial accounts payable or withdrawable on demand, including negotiable order of withdrawal (NOW) accounts, or in money market deposit accounts.

Inactive deposits are public deposits that the Board of Education has identified as not required for use within the current five year period of designation of depositories. Inactive deposits must either be evidenced by certificates of deposit maturing not later than the end of the current period of designation of depositories, or by savings or deposit accounts including, but not limited to, passbook accounts.

Interim deposits are deposits of interim monies. Interim monies are those monies which are not needed for immediate use, but which will be needed before the end of the current period of designation of depositories.

Interim deposits must be evidenced by time certificates of deposit maturing not more than one year from the date of deposit or by savings or deposit accounts including passbook accounts.

Interim monies may be deposited or invested in the following securities:

1. United States Treasury Notes, Bills, Bonds, or any other obligation or security issued by the United States Treasury or any other obligation guaranteed as to principal and interest by the United States;
2. Bonds, notes, debentures, or any other obligations or securities issued by any federal government agency or instrumentality, including, but not limited to, the Federal National Mortgage Association, Federal Home Loan Bank, Federal Farm Credit Bank, Federal Home Loan Mortgage Corporation, and Government National Mortgage Association. All federal agency securities shall be direct issuances of federal government agencies or instrumentalities;
3. Written repurchase agreements in the securities listed above provided that the market value of the securities subject to the repurchase agreement must exceed the principal value of the agreement by at least two percent and be marked to market daily, and that the term of the agreement must not exceed thirty days;
4. Bonds and other obligations of the State of Ohio, and with certain limitations including a requirement for maturity within ten years from the date of settlement, bonds and other obligations of political subdivisions of the State of Ohio, if training requirements have been met;

**GRANDVIEW HEIGHTS CITY SCHOOL DISTRICT
FRANKLIN COUNTY, OHIO**

**NOTES TO THE BASIC FINANCIAL STATEMENTS
FOR THE FISCAL YEAR ENDED JUNE 30, 2020**

NOTE 4 - DEPOSITS AND INVESTMENTS - (Continued)

5. Time certificates of deposit or savings or deposit accounts including, but not limited to, passbook accounts;
6. No-load money market mutual funds consisting exclusively of obligations described in division (1) or (2) and repurchase agreements secured by such obligations, provided that investments in securities described in this division are made only through eligible institutions;
7. The State Treasurer's investment pool, the State Treasury Asset Reserve of Ohio (STAR Ohio); and,
8. Certain bankers' acceptances (for a period not to exceed one hundred eighty days) and commercial paper notes (for a period not to exceed two hundred seventy days) in an amount not to exceed 40 percent of the interim monies available for investment at any one time if training requirements have been met.

Protection of the deposits is provided by the Federal Deposit Insurance Corporation (FDIC), by eligible securities pledged by the financial institution as security for repayment, or by the financial institutions participation in the Ohio Pooled Collateral System (OPCS), a collateral pool of eligible securities deposited with a qualified trustee and pledged to the Treasurer of State to secure the repayment of all public monies deposited in the financial institution.

Investments in stripped principal or interest obligations, reverse repurchase agreements, and derivatives are prohibited. The issuance of taxable notes for the purpose of arbitrage, the use of leverage and short selling are also prohibited. Except as noted above, an investment must mature within five years from the date of purchase unless matched to a specific obligation or debt of the District, and must be purchased with the expectation that it will be held to maturity. Investments may only be made through specified dealers and institutions. Payment for investments may be made only upon delivery of the securities representing the investments to the Treasurer or, if the securities are not represented by a certificate, upon receipt of confirmation of transfer from the custodian.

A. Cash on Hand

At June 30, 2020, the District had \$100 in undeposited cash on hand which is included on the financial statements as part of "equity in pooled cash and cash equivalents".

B. Cash in Segregated Accounts

At June 30, 2020, the District has \$2,588 in a separate depository account for a flexible spending account (FSA) clearing account held separate from the District's internal investment pool. This balance of this depository account is included in "deposits with financial institutions" below.

C. Deposits with Financial Institutions

At June 30, 2020, the carrying amount of all District deposits was \$202,874 and the bank balance of all District deposits was \$556,254. Of the bank balance, \$254,933 was covered by the FDIC and \$301,321 was potentially exposed to custodial credit risk discussed below because those deposits were uninsured and could be uncollateralized.

**GRANDVIEW HEIGHTS CITY SCHOOL DISTRICT
FRANKLIN COUNTY, OHIO**

NOTES TO THE BASIC FINANCIAL STATEMENTS
FOR THE FISCAL YEAR ENDED JUNE 30, 2020

NOTE 4 - DEPOSITS AND INVESTMENTS - (Continued)

Custodial credit risk is the risk that, in the event of bank failure, the District will not be able to recover deposits or collateral securities that are in the possession of an outside party. The District has no deposit policy for custodial credit risk beyond the requirements of State statute. Ohio law requires that deposits either be insured or protected by (1) eligible securities pledged to the District's and deposited with a qualified trustee by the financial institution as security for repayment whose fair value at all times shall be at least 105 percent of the deposits being secured, or (2) participation in the Ohio Pooled Collateral System (OPCS), a collateral pool of eligible securities deposited with a qualified trustee and pledged to the Treasurer of State to secure the repayment of all public monies deposited in the financial institution. OPCS requires the total fair value of the securities pledged to be 102 percent of the deposits being secured or a rate set by the Treasurer of State. For 2020, the District's financial institutions were approved for a collateral rate of 102 percent through the OPCS. Although all statutory requirements for the deposit of money had been followed, noncompliance with Federal requirements could potentially subject the District to a successful claim by the FDIC.

D. Investments

As of June 30, 2020, the District had the following investment and maturity:

Measurement/ Investment type	Measurement Value	Investment Maturities				
		6 months or less	7 to 12 months	13 to 18 months	19 to 24 months	Greater than 24 months
<i>Amortized cost:</i>						
STAR Ohio	\$ 9,741,128	\$ 9,741,128	\$ -	\$ -	\$ -	\$ -
<i>Fair value:</i>						
Negotiable CDs	9,472,086	1,495,816	2,131,993	1,512,529	1,023,028	3,308,720
FFCB	17,881,986	5,692,581	3,710,825	2,307,608	3,440,369	2,730,603
FHLMC	590,234	-	-	-	-	590,234
FHLB	10,935,068	1,005,470	2,688,431	5,940,202	-	1,300,965
FNMA	5,107,552	1,206,348	-	-	2,429,644	1,471,560
U.S. Treasury notes	3,012,626	1,988,362	-	774,088	250,176	-
Commercial paper	9,551,980	9,551,980	-	-	-	-
U.S. Government money market mutual funds	1,536,439	1,536,439	-	-	-	-
Totals	<u>\$ 67,829,099</u>	<u>\$ 32,218,124</u>	<u>\$ 8,531,249</u>	<u>\$ 10,534,427</u>	<u>\$ 7,143,217</u>	<u>\$ 9,402,082</u>

The weighted average maturity of investments is 0.91 days.

The District's investments in U.S. Government money market mutual funds are valued using quoted market prices in active markets (Level 1 inputs). The District's investments in federal agency securities (FFCB, FHLMC, FHLB, FNMA), U.S. Treasury notes, commercial paper, and negotiable CDs are valued using quoted prices in markets that are not considered to be active, dealer quotations or alternative pricing sources for similar assets or liabilities for which all significant inputs are observable, either directly or indirectly (Level 2 inputs).

Interest Rate Risk: Interest rate risk arises as potential purchasers of debt securities will not agree to pay face value for those securities if interest rates subsequently increase. As a means of limiting its exposure to fair value losses arising from rising interest rates and according to State law, the District's investment policy limits investment portfolio maturities to five years or less.

**GRANDVIEW HEIGHTS CITY SCHOOL DISTRICT
FRANKLIN COUNTY, OHIO**

NOTES TO THE BASIC FINANCIAL STATEMENTS
FOR THE FISCAL YEAR ENDED JUNE 30, 2020

NOTE 4 - DEPOSITS AND INVESTMENTS - (Continued)

Credit Risk: The federal agency securities and U.S. Treasury notes were rated AA+ and Aaa by Standard & Poor's and Moody's Investor Services, respectively. Commercial paper was rated A-1+ and P-1 by Standard & Poor's and Moody's Investor Services, respectively. STAR Ohio and U.S. Government money market mutual funds carry a rating of AAAM by Standard & Poor's. Ohio law requires that STAR Ohio maintain the highest rating provided by at least one nationally recognized standard rating service. The negotiable CDs are fully covered by the FDIC. The District's investment policy does not specifically address credit risk beyond requiring the District to only invest in securities authorized by State statute.

Custodial Credit Risk: For an investment, custodial credit risk is the risk that, in the event of the failure of the counterparty, the District will not be able to recover the value of its investments or collateral securities that are in the possession of an outside party. The federal agency securities, U.S. Treasury securities, and commercial paper are exposed to custodial credit risk in that they are uninsured, unregistered and held by the counterparty's trust department or agent, but not in the District's name. The District has no investment policy dealing with investment custodial risk beyond the requirement in State statute that prohibits payment for investments prior to the delivery of the securities representing such investments to the treasurer or qualified trustee.

Concentration of Credit Risk: The District places no limit on the amount that may be invested in any one issuer. The following table includes the percentage of each investment type held by the District at June 30, 2020:

<u>Measurement/ Investment type</u>	<u>Measurement Value</u>	<u>% of Total</u>
<i>Amortized cost:</i>		
STAR Ohio	\$ 9,741,128	14.36
<i>Fair value:</i>		
Negotiable CDs	9,472,086	13.96
FFCB	17,881,986	26.37
FHLMC	590,234	0.87
FHLB	10,935,068	16.12
FNMA	5,107,552	7.53
U.S. Treasury notes	3,012,626	4.44
Commerical paper	9,551,980	14.08
U.S. Government money market mutual funds	<u>1,536,439</u>	<u>2.27</u>
Total	<u>\$ 67,829,099</u>	<u>100.00</u>

**GRANDVIEW HEIGHTS CITY SCHOOL DISTRICT
FRANKLIN COUNTY, OHIO**

NOTES TO THE BASIC FINANCIAL STATEMENTS
FOR THE FISCAL YEAR ENDED JUNE 30, 2020

NOTE 4 - DEPOSITS AND INVESTMENTS - (Continued)

E. Reconciliation of Cash and Investments to the Statement of Net Position

The following is a reconciliation of cash and cash equivalents as reported in the note above to cash and cash equivalents as reported on the statement of net position as of June 30, 2020:

<u>Cash and investments per note</u>	
Carrying amount of deposits	\$ 202,874
Investments	67,829,099
Cash on hand	<u>100</u>
Total	<u>\$ 68,032,073</u>
 <u>Cash and investments per statement of net position</u>	
Governmental activities	\$ 67,801,700
Business-type activities	<u>230,373</u>
Total	<u>\$ 68,032,073</u>

NOTE 5 - RECEIVABLES

Receivables at June 30, 2020 consisted of property taxes, payments in lieu of taxes, accounts (billings for user charged services and student fees), interest, and intergovernmental grants and entitlements. All receivables are considered collectible in full due to the ability to foreclose for the nonpayment of taxes, the stable condition of State programs and the current year guarantee of Federal funds.

A summary of the principal items of receivables reported on the statement of net position follows:

	<u>Governmental activities</u>	<u>Business-type activities</u>
Property taxes	\$ 17,552,558	\$ -
Intergovernmental	28,924	-
Accrued interest	166,404	-
Accounts	2,475	5,396
Payments in lieu of taxes	<u>3,843,560</u>	<u>-</u>
Total	<u>\$ 21,593,921</u>	<u>\$ 5,396</u>

Receivables have been disaggregated on the face of the basic financial statements. All receivables are expected to be collected within the subsequent year.

**GRANDVIEW HEIGHTS CITY SCHOOL DISTRICT
FRANKLIN COUNTY, OHIO**

**NOTES TO THE BASIC FINANCIAL STATEMENTS
FOR THE FISCAL YEAR ENDED JUNE 30, 2020**

NOTE 6 - PROPERTY TAXES

Property taxes are levied and assessed on a calendar year basis while the District fiscal year runs from July through June. First half tax collections are received by the District in the second half of the fiscal year. Second half tax distributions occur in the first half of the following fiscal year.

Property taxes include amounts levied against all real property and public utility property. Real property tax revenues received in calendar year 2020 represent the collection of calendar year 2019 taxes. Real property taxes received in calendar year 2020 were levied after April 1, 2019, on the assessed values as of January 1, 2019, the lien date. Assessed values for real property taxes are established by State statute at 35 percent of appraised market value. Real property taxes are payable annually or semiannually. If paid annually, payment is due December 31; if paid semiannually, the first payment is due December 31, with the remainder payable by June 20. Under certain circumstances, State statute permits alternate payment dates to be established. Public utility property tax revenues received in calendar year 2020 represent the collection of calendar year 2019 taxes. Public utility real and personal property taxes received in calendar year 2020 became a lien on December 31, 2018, were levied after April 1, 2019, and are collected with real property taxes. Public utility real property is assessed at 35 percent of true value; public utility tangible personal property is currently assessed at varying percentages of true value.

The District receives property taxes from Franklin County. The County Auditor periodically advances to the District its portion of the taxes collected. Second-half real property tax payments collected by the County by June 30, 2020, are available to finance fiscal year 2020 operations. The amount available as an advance at June 30, 2020 was \$1,087,726 in the general fund, \$127,888 in the debt service fund (a nonmajor governmental fund) and \$37,729 in the permanent improvement fund (a nonmajor governmental fund). The amount available as an advance at June 30, 2019 was \$6,086,401 in the general fund, \$730,349 in the debt service fund (a nonmajor governmental fund) and \$212,399 in the permanent improvement fund (a nonmajor governmental fund). The amount of second-half real property taxes available for advance at fiscal year-end can vary based on the date the tax bills are sent.

Accrued property taxes receivable includes real property, public utility property and delinquent tangible personal property taxes which are measurable as of June 30, 2020 and for which there is an enforceable legal claim. Although total property tax collections for the next fiscal year are measurable, only the amount of real property taxes available as an advance at June 30 was levied to finance current fiscal year operations and is reported as revenue at fiscal year-end. The portion of the receivable not levied to finance current fiscal year operations is offset by a credit to deferred inflows.

On the accrual basis of accounting, collectible delinquent property taxes have been recorded as a receivable and revenue, while on a modified accrual basis of accounting the revenue has been reported as a deferred inflow.

The assessed values upon which the fiscal year 2020 taxes were collected are:

	2019 Second Half Collections		2020 First Half Collections	
	<u>Amount</u>	<u>Percent</u>	<u>Amount</u>	<u>Percent</u>
Agricultural/residential and other real estate	\$ 375,619,140	96.77	\$ 378,306,800	96.54
Public utility personal	<u>12,556,550</u>	<u>3.23</u>	<u>13,539,230</u>	<u>3.46</u>
Total	<u>\$ 388,175,690</u>	<u>100.00</u>	<u>\$ 391,846,030</u>	<u>100.00</u>
Tax rate per \$1,000 of assessed valuation	\$ 112.85		\$ 112.60	

**GRANDVIEW HEIGHTS CITY SCHOOL DISTRICT
FRANKLIN COUNTY, OHIO**

NOTES TO THE BASIC FINANCIAL STATEMENTS
FOR THE FISCAL YEAR ENDED JUNE 30, 2020

NOTE 7 - CAPITAL ASSETS

Capital asset activity for the fiscal year ended June 30, 2020, was as follows:

	<u>Balance</u> <u>06/30/19</u>	<u>Additions</u>	<u>Deductions</u>	<u>Balance</u> <u>06/30/20</u>
Governmental activities:				
<i>Capital assets, not being depreciated:</i>				
Land	\$ 137,400	\$ -	\$ -	\$ 137,400
Construction in progress	<u>1,460,817</u>	<u>5,931,639</u>	<u>-</u>	<u>7,392,456</u>
Total capital assets, not being depreciated	<u>1,598,217</u>	<u>5,931,639</u>	<u>-</u>	<u>7,529,856</u>
<i>Capital assets, being depreciated:</i>				
Buildings and improvements	17,665,188	-	-	17,665,188
Furniture and equipment	4,445,674	285,338	(26,208)	4,704,804
Vehicles	<u>263,234</u>	<u>-</u>	<u>-</u>	<u>263,234</u>
Total capital assets, being depreciated	<u>22,374,096</u>	<u>285,338</u>	<u>(26,208)</u>	<u>22,633,226</u>
<i>Less: accumulated depreciation:</i>				
Buildings and improvements	(9,471,001)	(300,145)	-	(9,771,146)
Furniture and equipment	(3,051,532)	(282,731)	25,924	(3,308,339)
Vehicles	<u>(153,081)</u>	<u>(19,042)</u>	<u>-</u>	<u>(172,123)</u>
Total accumulated depreciation	<u>(12,675,614)</u>	<u>(601,918)</u>	<u>25,924</u>	<u>(13,251,608)</u>
Governmental activities capital assets, net	<u>\$ 11,296,699</u>	<u>\$ 5,615,059</u>	<u>\$ (284)</u>	<u>\$ 16,911,474</u>

Depreciation expense was charged to governmental functions as follows:

Instruction:

Regular	\$ 351,455
Special	299

Support services:

Pupil	9,921
Instructional staff	83,556
Administration	641
Business	4,320
Operations and maintenance	98,040
Operation of non-instructional	2,807
Extracurricular activities	<u>50,879</u>
Total depreciation expense	<u>\$ 601,918</u>

**GRANDVIEW HEIGHTS CITY SCHOOL DISTRICT
FRANKLIN COUNTY, OHIO**

NOTES TO THE BASIC FINANCIAL STATEMENTS
FOR THE FISCAL YEAR ENDED JUNE 30, 2020

NOTE 7 - CAPITAL ASSETS - (Continued)

	<u>Balance</u> <u>06/30/19</u>	<u>Additions</u>	<u>Deductions</u>	<u>Balance</u> <u>06/30/20</u>
Business-type activities:				
<i>Capital assets, being depreciated:</i>				
Furniture and equipment	\$ 189,934	\$ 21,347	\$ -	\$ 211,281
Total capital assets, being depreciated	<u>189,934</u>	<u>21,347</u>	<u>-</u>	<u>211,281</u>
<i>Less: accumulated depreciation:</i>				
Furniture and equipment	<u>(118,088)</u>	<u>(7,961)</u>	<u>-</u>	<u>(126,049)</u>
Total accumulated depreciation	<u>(118,088)</u>	<u>(7,961)</u>	<u>-</u>	<u>(126,049)</u>
Business-type activities capital assets, net	<u>\$ 71,846</u>	<u>\$ 13,386</u>	<u>\$ -</u>	<u>\$ 85,232</u>

Depreciation expense was charged to the business-type activities as follows:

<u>Business-type activities:</u>	
Child care	\$ 3,597
Food service	<u>4,364</u>
Total business-type activities	<u>\$ 7,961</u>

**GRANDVIEW HEIGHTS CITY SCHOOL DISTRICT
FRANKLIN COUNTY, OHIO**

NOTES TO THE BASIC FINANCIAL STATEMENTS
FOR THE FISCAL YEAR ENDED JUNE 30, 2020

NOTE 8 - LONG-TERM OBLIGATIONS

The changes in the District's long-term obligations during the year consist of the following.

	<u>Balance</u> <u>06/31/19</u>	<u>Increase</u>	<u>Decrease</u>	<u>Balance</u> <u>06/30/20</u>	<u>Amount</u> <u>Due in</u> <u>One Year</u>
<u>Governmental activities:</u>					
General obligation bonds:					
Series 2001 refunding bonds:					
Current interest	\$ 490,000	\$ -	\$ (490,000)	\$ -	\$ -
Series 1996 construction bonds:					
Current interest	245,000	-	(245,000)	-	-
Series 2019 construction bonds:					
Current interest	<u>55,250,000</u>	<u>-</u>	<u>(725,000)</u>	<u>54,525,000</u>	<u>2,360,000</u>
Total general obligation bonds	<u>55,985,000</u>	<u>-</u>	<u>(1,460,000)</u>	<u>54,525,000</u>	<u>2,360,000</u>
Net pension liability:					
STRS	17,401,643	22,774	-	17,424,417	-
SERS	<u>3,666,212</u>	<u>189,443</u>	<u>-</u>	<u>3,855,655</u>	<u>-</u>
Total net pension liability	<u>21,067,855</u>	<u>212,217</u>	<u>-</u>	<u>21,280,072</u>	<u>-</u>
Net OPEB liability:					
SERS	<u>1,796,368</u>	<u>-</u>	<u>(134,355)</u>	<u>1,662,013</u>	<u>-</u>
Compensated absences	<u>1,223,368</u>	<u>191,154</u>	<u>(186,216)</u>	<u>1,228,306</u>	<u>190,984</u>
Total governmental activities	80,072,591	<u>\$ 403,371</u>	<u>\$ (1,780,571)</u>	78,695,391	<u>\$ 2,550,984</u>
Add: unamortized premium	<u>5,130,178</u>			<u>5,049,297</u>	
Total on statement of net position	<u>\$ 85,202,769</u>			<u>\$ 83,744,688</u>	
<u>Business-type activities:</u>					
Compensated absences	\$ 10,505	\$ 2,331	\$ (2,628)	\$ 10,208	\$ 3,047
Net pension liability:					
SERS	823,574	-	(46,122)	777,452	-
Net OPEB liability:					
SERS	<u>403,535</u>	<u>-</u>	<u>(68,407)</u>	<u>335,128</u>	<u>-</u>
Total business-type activities	<u>\$ 1,237,614</u>	<u>\$ 2,331</u>	<u>\$ (117,157)</u>	<u>\$ 1,122,788</u>	<u>\$ 3,047</u>

All general obligation bonds will be paid from property taxes in the debt service fund.

Compensated absences in the governmental activities will be paid from the general fund and compensated absences in the business-type activities will be paid from the child care fund and the food service fund (a nonmajor enterprise fund).

See Note 14 for further information on the District's net pension liability. The District pays obligations related to employee compensation from the fund benefitting from their service.

**GRANDVIEW HEIGHTS CITY SCHOOL DISTRICT
FRANKLIN COUNTY, OHIO**

**NOTES TO THE BASIC FINANCIAL STATEMENTS
FOR THE FISCAL YEAR ENDED JUNE 30, 2020**

NOTE 8 - LONG-TERM OBLIGATIONS - (Continued)

See Note 15 for further information on the District's net OPEB liability. The District pays obligations related to employee compensation from the fund benefitting from their service.

Series 2001 Refunding Bonds

On November 1, 2001, the District issued \$8,559,989 of general obligation bonds. The bond issue included serial, term and capital appreciation bonds in the amounts of \$5,880,000, \$2,485,000 and \$194,989, respectively. The bonds advance refunded \$8,560,000 of outstanding 1995 School Facilities Construction and Improvement Bonds. The bonds were issued for a 24 year period with final maturity at December 1, 2019. The 1995 bonds are defeased and are not reported in the accompanying basic financial statements. At June 30, 2020, none of the refunded bonds were outstanding.

The term bonds were issued at \$2,485,000. The term bonds that matured on December 1, 2019 were subject to mandatory sinking fund redemption on December 1, 2015 and on each December 1 thereafter at 100 percent of the principal amount thereof, plus accrued interest, to the date of redemption.

Series 1996 Construction Bonds

Voted general obligation bonds in the amount of \$3,060,000 were issued in accordance with Chapter 133 of the ORC on January 1, 1996 with an average annual interest rate of 5.31%. The purpose of the bond issue was to complete the construction of the new multipurpose facility, renovate school buildings, improve school sites and implement technology improvements. The bonds were scheduled to be repaid over a 23-year period and matured on December 1, 2019. A dedicated tax estimated by the Franklin County Auditor to average 5.52 mills is being collected to repay this debt and the Series 2001 refunding bonds described above.

Series 2019 Construction Bonds

Voted general obligation bonds in the amount of \$55,250,000 were issued in accordance with Chapter 133 of the ORC on June 25, 2019 with an interest rate ranging from 2.00% to 5.00%. The purpose of the bond issue was to complete the construction of a new 4-8 building, renovate the current high school, and to provide security upgrades to the District's facilities. The bonds are scheduled to be repaid over a 38-year period with the final payment due on December 1, 2055. A dedicated tax estimated by the Franklin County Auditor to average 7.51 mills is being collected to repay this debt.

At June 30, 2020, \$47,857,544 of the Series 2019 Construction Bond issuance was unspent.

The Series 2019 Construction Bonds were issued at a premium of \$5,130,178. The bond premium was deposited into the debt service fund (a nonmajor governmental fund) to be used for future debt service payments. The bond premium was not used for the acquisition of capital assets; therefore, the unamortized premium liability at June 30, 2020 of \$5,049,297 is not included in the net position component "net investment in capital assets".

**GRANDVIEW HEIGHTS CITY SCHOOL DISTRICT
FRANKLIN COUNTY, OHIO**

NOTES TO THE BASIC FINANCIAL STATEMENTS
FOR THE FISCAL YEAR ENDED JUNE 30, 2020

NOTE 8 - LONG-TERM OBLIGATIONS - (Continued)

Future Debt Service Requirements

Principal and interest requirements to retire general obligation bonds outstanding at June 30, 2020, are as follows:

Fiscal Year Ending	General Obligation Bonds		
	Principal	Interest	Total
2021	\$ 2,360,000	\$ 2,085,981	\$ 4,445,981
2022	1,905,000	2,000,681	3,905,681
2023	510,000	1,957,481	2,467,481
2024	520,000	1,941,981	2,461,981
2025	595,000	1,919,682	2,514,682
2026-2030	4,190,000	9,152,060	13,342,060
2031-2035	5,540,000	7,993,308	13,533,308
2036-2040	7,410,000	6,626,805	14,036,805
2041-2045	9,245,000	4,943,905	14,188,905
2046-2050	9,280,000	3,291,755	12,571,755
2051-2055	10,580,000	1,507,358	12,087,358
2056	<u>2,390,000</u>	<u>37,344</u>	<u>2,427,344</u>
Total	<u>\$ 54,525,000</u>	<u>\$ 43,458,341</u>	<u>\$ 97,983,341</u>

Legal Debt Margin

The Ohio Revised Code provides that voted net general obligation debt of the District shall never exceed 9% of the total assessed valuation of the District. The code further provides that unvoted indebtedness shall not exceed 1/10 of 1% of the property valuation of the District. The code additionally states that unvoted indebtedness related to energy conservation debt shall not exceed 9/10 of 1% of the property valuation of the District. The assessed valuation used in determining the District's legal debt margin has been modified by House Bill 530 which became effective March 30, 2006. In accordance with House Bill 530, the assessed valuation used in the District's legal debt margin calculation excluded tangible personal property used in business, telephone or telegraph property, interexchange telecommunications company property, and personal property owned or leased by a railroad company and used in railroad operations. The effects of these debt limitations at June 30, 2020, are a voted debt margin of (\$14,195,666) (including available funds of \$5,063,191) and an unvoted debt margin of \$391,846.

The Ohio Revised Code further provides that when a Board of Education declares a resolution that the student population is not adequately served by existing facilities, and that insufficient capacity exists within the 9% limit to finance additional facilities, the State Department of Education may declare that district a "special needs" district. This permits the incurrence of additional debt based upon projected 5-year growth of the school district's assessed valuation. The Grandview Heights City School District was determined to be a "special needs" district by the State Superintendent.

NOTE 9 - BUDGETARY BASIS OF ACCOUNTING

While reporting financial position, results of operations, and changes in fund balance on the basis of GAAP, the budgetary basis as provided by law is based upon accounting for certain transactions on a basis of cash receipts and disbursements.

**GRANDVIEW HEIGHTS CITY SCHOOL DISTRICT
FRANKLIN COUNTY, OHIO**

NOTES TO THE BASIC FINANCIAL STATEMENTS
FOR THE FISCAL YEAR ENDED JUNE 30, 2020

NOTE 9 - BUDGETARY BASIS OF ACCOUNTING - (Continued)

The statement of revenue, expenditures and changes in fund balance - budget and actual (non-GAAP budgetary basis) presented for the general fund is presented on the budgetary basis to provide a meaningful comparison of actual results with the budget. The major differences between the budget basis and the GAAP basis are that:

- (a) Revenues and other financing sources are recorded when received in cash (budget basis) as opposed to when susceptible to accrual (GAAP basis);
- (b) Expenditures and other financing uses are recorded when paid in cash (budget basis) as opposed to when the liability is incurred (GAAP basis);
- (c) In order to determine compliance with Ohio law, and to reserve that portion of the applicable appropriation, total outstanding encumbrances (budget basis) are recorded as the equivalent of an expenditure, as opposed to assigned or committed fund balance for that portion of outstanding encumbrances not already recognized as an account payable (GAAP basis); and,
- (d) Some funds are included in the general fund (GAAP basis), but have separate legally adopted budgets (budget basis).

The adjustments necessary to convert the results of operations for the year on the budget basis to the GAAP basis for the general fund is as follows:

Net Change in Fund Balance

	<u>General fund</u>
Budget basis	\$ 1,813,347
Net adjustment for revenue accruals	(5,191,999)
Net adjustment for expenditure accruals	398,460
Net adjustment for other sources/uses	(16,263)
Funds budgeted elsewhere	(18,101)
Adjustment for encumbrances	285,886
GAAP basis	\$ (2,728,670)

Certain funds that are legally budgeted in separate special revenue funds are considered part of the general fund on a GAAP basis. This includes the uniform school supplies fund, the public school support fund, and the staff technology purchase fund.

NOTE 10 - SET-ASIDES

The District is required by State law to annually set-aside certain general fund revenue amounts, as defined by statutory formula, for the acquisition and construction of capital improvements. Amounts not spent by the end of the fiscal year or offset by similarly restricted resources received during the year must be held in cash at fiscal year-end. This amount must be carried forward to be used for the same purpose in future years. Expenditures exceeding the set-aside requirement may not be carried forward to the next fiscal year.

The following cash-basis information describes the change in the fiscal year-end set-aside amount for capital improvements. Disclosure of this information is required by State statute.

**GRANDVIEW HEIGHTS CITY SCHOOL DISTRICT
FRANKLIN COUNTY, OHIO**

NOTES TO THE BASIC FINANCIAL STATEMENTS
FOR THE FISCAL YEAR ENDED JUNE 30, 2020

NOTE 10 - SET-ASIDES - (Continued)

	<u>Capital Improvements</u>
Set-aside balance June 30, 2019	\$ -
Current year set-aside requirement	190,549
Current year offsets	<u>(190,549)</u>
Total	<u>\$ -</u>
Balance carried forward to fiscal year 2021	<u>\$ -</u>
Set-aside balance June 30, 2020	<u>\$ -</u>

NOTE 11 - INTERFUND TRANSACTIONS

- A. Interfund loans receivable/payable consisted of the following at June 30, 2020, as reported on the fund statements:

<u>Receivable fund</u>	<u>Payable fund</u>	<u>Amount</u>
General fund	Nonmajor governmental funds	<u>\$ 262</u>

The primary purpose of the interfund balances is to cover costs in specific funds where revenues were not received by June 30. These interfund balances will be repaid once the anticipated revenues are received. Interfund balances between governmental funds are eliminated on the government-wide financial statements.

- B. Interfund transfers for the fiscal year ended June 30, 2020, consisted of the following, as reported on the fund statements:

	<u>Amount</u>
<u>Transfers from General Fund to:</u>	
Bond retirement fund	\$ 808,906
Nonmajor governmental funds	3,210
Nonmajor enterprise fund	<u>100,000</u>
Total	<u>\$ 912,116</u>

Interfund transfers represent the use of unrestricted revenues collected in the general fund that are used to finance various programs accounted for in other funds in accordance with budgetary authorizations. The transfers were made from the general fund to the bond retirement fund for future debt payments; to the athletic fund for participation fees; and to the food service fund to support service operations.

Interfund transfers between governmental funds are eliminated for reporting on the statement of activities. Interfund transfers between governmental funds and enterprise funds are reported on the statement of activities. All transfers were made in compliance with Ohio Revised Code Sections 5705.14, 5705.15 and 5705.16.

**GRANDVIEW HEIGHTS CITY SCHOOL DISTRICT
FRANKLIN COUNTY, OHIO**

**NOTES TO THE BASIC FINANCIAL STATEMENTS
FOR THE FISCAL YEAR ENDED JUNE 30, 2020**

NOTE 12 - RISK MANAGEMENT

A. Property, Liability, and Fleet

The District is exposed to various risks of loss related to torts; theft or damage to, and destruction of assets, errors and omissions, injuries to employees, and natural disasters. During fiscal year 2020, the District contracted with Wright Specialty Insurance Company for property insurance, liability insurance, vehicle insurance, and excess liability insurance. Coverage provided by this insurance company is as follows:

<u>Type of Coverage</u>	<u>Liability Limit</u>
Building and contents – replacement costs	\$67,321,700
General Liability – each occurrence	1,000,000
General Liability – aggregate	3,000,000
Vehicle Liability	1,000,000
Excess Liability – each occurrence	1,000,000

The District also contracted with the Hanover Insurance Group, member of Citizens Insurance Company of America, and Wright Specialty/Caitlin Insurance Company to provide property and fleet insurance requiring deductibles ranging from \$250 to \$2,500 depending on the type of property.

Insurance settlements have not exceeded insurance coverage for each of the past three fiscal years and there has been no significant reduction in coverage from the prior year.

B. Workers' Compensation

The District participates in the State Workers' Compensation system that provides coverage for accidents and injuries to employees while on the job. The premium is based on a rate per \$100 of salaries and is calculated as part of a state-wide group rating plan for workers' compensation insurance coverage sponsored by the Ohio School Board's Association.

C. Employee Health Insurance

The District offers employee group health insurance from Aetna, dental insurance from Delta Dental Plan, and life insurance from the American United Life Insurance Company with a portion of health insurance premiums being paid by employees. Insurance settlements have not exceeded insurance coverage for each of the past three fiscal years as there has been no significant reductions in coverage from prior year.

NOTE 13 - CONTINGENCIES

A. Grants

The District received financial assistance from federal and State agencies in the form of grants. The expenditure of funds received under these programs generally requires compliance with terms and conditions specified in the grant agreements and are subject to audit by the grantor agencies. Any disallowed claims resulting from such audits could become a liability of the general fund or other applicable funds. However, the effect of any such disallowed claims on the overall financial position of the District at June 30, 2020, if applicable, cannot be determined at this time.

**GRANDVIEW HEIGHTS CITY SCHOOL DISTRICT
FRANKLIN COUNTY, OHIO**

NOTES TO THE BASIC FINANCIAL STATEMENTS
FOR THE FISCAL YEAR ENDED JUNE 30, 2020

NOTE 13 - CONTINGENCIES - (Continued)

B. Litigation

The District is not party to legal proceedings to legal proceedings that, in the opinion of management, would have a material impact on the financial statements.

NOTE 14 - DEFINED BENEFIT PENSION PLANS

Net Pension Liability

The net pension liability reported on the statement of net position represents a liability to employees for pensions. Pensions are a component of exchange transactions—between an employer and its employees—of salaries and benefits for employee services. Pensions are provided to an employee—on a deferred-payment basis—as part of the total compensation package offered by an employer for employee services each financial period. The obligation to sacrifice resources for pensions is a present obligation because it was created as a result of employment exchanges that already have occurred.

The net pension liability represents the District's proportionate share of each pension plan's collective actuarial present value of projected benefit payments attributable to past periods of service, net of each pension plan's fiduciary net position. The net pension liability calculation is dependent on critical long-term variables, including estimated average life expectancies, earnings on investments, cost of living adjustments and others. While these estimates use the best information available, unknowable future events require adjusting this estimate annually.

The Ohio Revised Code limits the District's obligation for this liability to annually required payments. The District cannot control benefit terms or the manner in which pensions are financed; however, the District does receive the benefit of employees' services in exchange for compensation including pension.

GASB 68 assumes the liability is solely the obligation of the employer, because (1) they benefit from employee services; and (2) State statute requires all funding to come from these employers. All contributions to date have come solely from these employers (which also includes costs paid in the form of withholdings from employees). State statute requires the pension plans to amortize unfunded liabilities within 30 years. If the amortization period exceeds 30 years, each pension plan's board must propose corrective action to the State legislature. Any resulting legislative change to benefits or funding could significantly affect the net pension liability. Resulting adjustments to the net pension liability would be effective when the changes are legally enforceable.

The proportionate share of each plan's unfunded benefits is presented as a long-term *net pension liability* on the accrual basis of accounting. Any liability for the contractually-required pension contribution outstanding at the end of the year is included in pension and postemployment benefits payable on both the accrual and modified accrual basis of accounting.

**GRANDVIEW HEIGHTS CITY SCHOOL DISTRICT
FRANKLIN COUNTY, OHIO**

NOTES TO THE BASIC FINANCIAL STATEMENTS
FOR THE FISCAL YEAR ENDED JUNE 30, 2020

NOTE 14 - DEFINED BENEFIT PENSION PLANS - (Continued)

Plan Description - School Employees Retirement System (SERS)

Plan Description - The District non-teaching employees participate in SERS, a cost-sharing multiple-employer defined benefit pension plan administered by SERS. SERS provides retirement, disability and survivor benefits, annual cost-of-living adjustments, and death benefits to plan members and beneficiaries. Authority to establish and amend benefits is provided by Ohio Revised Code Chapter 3309. SERS issues a publicly available, stand-alone financial report that includes financial statements, required supplementary information and detailed information about SERS' fiduciary net position. That report can be obtained by visiting the SERS website at www.ohsers.org under Employers/Audit Resources.

Age and service requirements for retirement are as follows:

	Eligible to Retire on or before August 1, 2017 *	Eligible to Retire after August 1, 2017
Full benefits	Age 65 with 5 years of services credit; or Any age with 30 years of service credit	Age 67 with 10 years of service credit; or Age 57 with 30 years of service credit
Actuarially reduced benefits	Age 60 with 5 years of service credit; or Age 55 with 25 years of service credit	Age 62 with 10 years of service credit; or Age 60 with 25 years of service credit

* Members with 25 years of service credit as of August 1, 2017 will be included in this plan.

Annual retirement benefits are calculated based on final average salary multiplied by a percentage that varies based on years of service; 2.2% for the first thirty years of service and 2.5% for years of service credit over 30. Final average salary is the average of the highest three years of salary.

Effective January 1, 2018, SERS cost-of-living adjustment (COLA) changed from a fixed 3% annual increase to one based on the Consumer Price Index (CPI-W) with a cap of 2.5% and a floor of 0%. SERS also has the authority to award or suspend the COLA, or to adjust the COLA above or below CPI-W. SERS suspended the COLA increases for 2018, 2019 and 2020 for current retirees, and confirmed their intent to implement a four-year waiting period for the state of a COLA for future retirees.

Funding Policy - Plan members are required to contribute 10% of their annual covered salary and the District is required to contribute 14% of annual covered payroll. The contribution requirements of plan members and employers are established and may be amended by the SERS' Retirement Board up to statutory maximum amounts of 10% for plan members and 14% for employers. The Retirement Board, acting with the advice of the actuary, allocates the employer contribution rate among four of the System's funds (Pension Trust Fund, Death Benefit Fund, Medicare B Fund, and Health Care Fund). For the fiscal year ended June 30, 2020, the allocation to pension, death benefits, and Medicare B was 14.0%.

The District's contractually required contribution to SERS was \$386,449 for fiscal year 2020. Of this amount, \$12,745 is reported as pension and postemployment benefits payable.

Plan Description - State Teachers Retirement System (STRS)

Plan Description - Licensed teachers participate in STRS Ohio, a cost-sharing multiple-employer public employee retirement system administered by STRS. STRS provides retirement and disability benefits to members and death and survivor benefits to beneficiaries. STRS issues a stand-alone financial report that includes financial statements, required supplementary information and detailed information about STRS' fiduciary net position. That report can be obtained by writing to STRS, 275 E. Broad St., Columbus, OH 43215-3771, by calling (888) 227-7877, or by visiting the STRS website at www.strsoh.org.

**GRANDVIEW HEIGHTS CITY SCHOOL DISTRICT
FRANKLIN COUNTY, OHIO**

**NOTES TO THE BASIC FINANCIAL STATEMENTS
FOR THE FISCAL YEAR ENDED JUNE 30, 2020**

NOTE 14 - DEFINED BENEFIT PENSION PLANS - (Continued)

New members have a choice of three retirement plans; a Defined Benefit (DB) Plan, a Defined Contribution (DC) Plan and a Combined Plan. Benefits are established by Ohio Revised Code Chapter 3307. The DB Plan offers an annual retirement allowance based on final average salary multiplied by a percentage that varies based on years of service. Effective August 1, 2015, the calculation will be 2.2% of final average salary for the five highest years of earnings multiplied by all years of service. Effective July 1, 2017, the cost-of-living adjustment was reduced to zero. Members are eligible to retire at age 60 with five years of qualifying service credit, or age 55 with 28 years of service, or 33 years of service regardless of age. Eligibility changes will be phased in until August 1, 2026, when retirement eligibility for unreduced benefits will be five years of service credit and age 65, or 35 years of service credit and at least age 60.

The DC Plan allows members to place all their member contributions and 9.53% of the 14% employer contributions into an investment account. Investment allocation decisions are determined by the member. The remaining 4.47% of the 14% employer rate is allocated to the defined benefit unfunded liability. A member is eligible to receive a retirement benefit at age 50 and termination of employment. The member may elect to receive a lifetime monthly annuity or a lump sum withdrawal.

The Combined Plan offers features of both the DB Plan and the DC Plan. In the Combined Plan, 12% of the 14% member rate goes to the DC Plan and the remaining 2% is applied to the DB Plan. Member contributions to the DC Plan are allocated among investment choices by the member, and contributions to the DB Plan from the employer and the member are used to fund the defined benefit payment at a reduced level from the regular DB Plan. The defined benefit portion of the Combined Plan payment is payable to a member on or after age 60 with five years of service. The defined contribution portion of the account may be taken as a lump sum payment or converted to a lifetime monthly annuity after termination of employment at age 50 or later.

New members who choose the DC Plan or Combined Plan will have another opportunity to reselect a permanent plan during their fifth year of membership. Members may remain in the same plan or transfer to another STRS plan. The optional annuitization of a member's defined contribution account or the defined contribution portion of a member's Combined Plan account to a lifetime benefit results in STRS bearing the risk of investment gain or loss on the account. STRS has therefore included all three plan options as one defined benefit plan for GASB 68 reporting purposes.

A DB or Combined Plan member with five or more years of credited service who is determined to be disabled may qualify for a disability benefit. Eligible survivors of members who die before service retirement may qualify for monthly benefits. New members on or after July 1, 2013, must have at least ten years of qualifying service credit to apply for disability benefits. Members in the DC Plan who become disabled are entitled only to their account balance. If a member of the DC Plan dies before retirement benefits begin, the member's designated beneficiary is entitled to receive the member's account balance.

Funding Policy - Employer and member contribution rates are established by the State Teachers Retirement Board and limited by Chapter 3307 of the Ohio Revised Code. For fiscal year 2020, plan members were required to contribute 14% of their annual covered salary. The District was required to contribute 14%; the entire 14% was the portion used to fund pension obligations. The fiscal year 2020 contribution rates were equal to the statutory maximum rates.

The District's contractually required contribution to STRS was \$1,305,485 for fiscal year 2020. Of this amount, \$101,734 is reported as pension and postemployment benefits payable.

**GRANDVIEW HEIGHTS CITY SCHOOL DISTRICT
FRANKLIN COUNTY, OHIO**

NOTES TO THE BASIC FINANCIAL STATEMENTS
FOR THE FISCAL YEAR ENDED JUNE 30, 2020

NOTE 14 - DEFINED BENEFIT PENSION PLANS - (Continued)

Pension Liabilities, Pension Expense, and Deferred Outflows of Resources and Deferred Inflows of Resources Related to Pensions

The net pension liability was measured as of June 30, 2019, and the total pension liability used to calculate the net pension liability was determined by an actuarial valuation as of that date. The District's proportion of the net pension liability was based on the District's share of contributions to the pension plan relative to the projected contributions of all participating entities.

Following is information related to the proportionate share and pension expense:

	<u>SERS</u>	<u>STRS</u>	<u>Total</u>
Proportion of the net pension liability prior measurement date	0.07839430%	0.07914243%	
Proportion of the net pension liability current measurement date	<u>0.07743560%</u>	<u>0.07879218%</u>	
Change in proportionate share	<u>-0.00095870%</u>	<u>-0.00035025%</u>	
Proportionate share of the net pension liability	\$ 4,633,107	\$ 17,424,417	\$ 22,057,524
Pension expense	\$ 784,203	\$ 2,276,292	\$ 3,060,495

Of the District's total pension expense of \$3,060,495, \$2,954,972 is reported in the governmental activities and \$105,523 is reported in the business-type activities.

At June 30, 2020, the District reported deferred outflows of resources and deferred inflows of resources related to pensions from the following sources:

	<u>SERS</u>	<u>STRS</u>	<u>Total</u>
Deferred outflows of resources			
Differences between expected and actual experience	\$ 117,485	\$ 141,868	\$ 259,353
Changes of assumptions	-	2,046,835	2,046,835
Difference between employer contributions and proportionate share of contributions/change in proportionate share	104,477	58,378	162,855
Contributions subsequent to the measurement date	<u>386,449</u>	<u>1,305,485</u>	<u>1,691,934</u>
Total deferred outflows of resources	<u>\$ 608,411</u>	<u>\$ 3,552,566</u>	<u>\$ 4,160,977</u>

**GRANDVIEW HEIGHTS CITY SCHOOL DISTRICT
FRANKLIN COUNTY, OHIO**

NOTES TO THE BASIC FINANCIAL STATEMENTS
FOR THE FISCAL YEAR ENDED JUNE 30, 2020

NOTE 14 - DEFINED BENEFIT PENSION PLANS - (Continued)

	<u>SERS</u>	<u>STRS</u>	<u>Total</u>
Deferred inflows of resources			
Differences between expected and actual experience	\$ -	\$ 75,428	\$ 75,428
Net difference between projected and actual earnings on pension plan investments	59,473	851,610	911,083
Difference between employer contributions and proportionate share of contributions/ change in proportionate share	<u>79,571</u>	<u>286,342</u>	<u>365,913</u>
Total deferred inflows of resources	<u>\$ 139,044</u>	<u>\$ 1,213,380</u>	<u>\$ 1,352,424</u>

\$1,691,934 reported as deferred outflows of resources related to pension resulting from District contributions subsequent to the measurement date will be recognized as a reduction of the net pension liability in the year ending June 30, 2021. Of the total contributions made subsequent to the measurement date, \$1,627,086 relates to governmental activities and \$64,848 relates to business-type activities.

Other amounts reported as deferred outflows of resources and deferred inflows of resources related to pension will be recognized in pension expense as follows:

	<u>SERS</u>	<u>STRS</u>	<u>Total</u>
Fiscal Year Ending June 30:			
2021	\$ 165,834	\$ 957,854	\$ 1,123,688
2022	(112,685)	119,172	6,487
2023	(3,957)	(124,313)	(128,270)
2024	<u>33,726</u>	<u>80,988</u>	<u>114,714</u>
Total	<u>\$ 82,918</u>	<u>\$ 1,033,701</u>	<u>\$ 1,116,619</u>

Actuarial Assumptions - SERS

SERS' total pension liability was determined by their actuaries in accordance with GASB Statement No. 67, as part of their annual actuarial valuation for each defined benefit retirement plan. Actuarial valuations of an ongoing plan involve estimates of the value of reported amounts (e.g., salaries, credited service) and assumptions about the probability of occurrence of events far into the future (e.g., mortality, disabilities, retirements, employment termination). Actuarially determined amounts are subject to continual review and potential modifications, as actual results are compared with past expectations and new estimates are made about the future.

Projections of benefits for financial reporting purposes are based on the substantive plan (the plan as understood by the employers and plan members) and include the types of benefits provided at the time of each valuation and the historical pattern of sharing benefit costs between the employers and plan members to that point. The projection of benefits for financial reporting purposes does not explicitly incorporate the potential effects of legal or contractual funding limitations.

Actuarial calculations reflect a long-term perspective. For a newly hired employee, actuarial calculations will take into account the employee's entire career with the employer and also take into consideration the benefits, if any, paid to the employee after termination of employment until the death of the employee and any applicable contingent annuitant. In many cases actuarial calculations reflect several decades of service with the employer and the payment of benefits after termination.

**GRANDVIEW HEIGHTS CITY SCHOOL DISTRICT
FRANKLIN COUNTY, OHIO**

NOTES TO THE BASIC FINANCIAL STATEMENTS
FOR THE FISCAL YEAR ENDED JUNE 30, 2020

NOTE 14 - DEFINED BENEFIT PENSION PLANS - (Continued)

Key methods and assumptions used in calculating the total pension liability in the latest actuarial valuation, prepared as of June 30, 2019, are presented below:

Wage inflation	3.00%
Future salary increases, including inflation	3.50% to 18.20%
COLA or ad hoc COLA	2.50%
Investment rate of return	7.50% net of investments expense, including inflation
Actuarial cost method	Entry age normal (level percent of payroll)

For 2019, the mortality rates were based on the RP-2014 Blue Collar Mortality Table with fully generational projection and a five-year age set-back for both males and females. Mortality among service retired members, and beneficiaries were based upon the RP-2014 Blue Collar Mortality Table with fully generational projection with Scale BB, 120% of male rates, and 110% of female rates. Mortality among disabled members was based upon the RP-2000 Disabled Mortality Table, 90% for male rates and 100% for female rates, set back five years is used for the period after disability retirement.

The most recent experience study was completed for the five year period ended June 30, 2015.

The long-term return expectation for the Pension Plan Investments has been determined using a building-block approach and assumes a time horizon, as defined in SERS' *Statement of Investment Policy*. A forecasted rate of inflation serves as the baseline for the return expectation. Various real return premiums over the baseline inflation rate have been established for each asset class. The long-term expected nominal rate of return has been determined by calculating a weighted average of the expected real return premiums for each asset class, adding the projected inflation rate, and adding the expected return from rebalancing uncorrelated asset classes.

The target allocation and best estimates of arithmetic real rates of return for each major assets class are summarized in the following table:

<u>Asset Class</u>	<u>Target Allocation</u>	<u>Long-Term Expected Real Rate of Return</u>
Cash	1.00 %	0.50 %
US Equity	22.50	4.75
International Equity	22.50	7.00
Fixed Income	19.00	1.50
Private Equity	10.00	8.00
Real Assets	15.00	5.00
Multi-Asset Strategies	10.00	3.00
Total	<u>100.00 %</u>	

Discount Rate - The total pension liability was calculated using the discount rate of 7.50%. The projection of cash flows used to determine the discount rate assumed the contributions from employers and from the members would be computed based on contribution requirements as stipulated by State statute. Projected inflows from investment earning were calculated using the long-term assumed investment rate of return (7.50%). Based on those assumptions, the plan's fiduciary net position was projected to be available to make all future benefit payments of current plan members. Therefore, the long-term expected rate of return on pension plan investments was applied to all periods of projected benefits to determine the total pension liability.

**GRANDVIEW HEIGHTS CITY SCHOOL DISTRICT
FRANKLIN COUNTY, OHIO**

NOTES TO THE BASIC FINANCIAL STATEMENTS
FOR THE FISCAL YEAR ENDED JUNE 30, 2020

NOTE 14 - DEFINED BENEFIT PENSION PLANS - (Continued)

Sensitivity of the District's Proportionate Share of the Net Pension Liability to Changes in the Discount Rate
- Net pension liability is sensitive to changes in the discount rate, and to illustrate the potential impact the following table presents the net pension liability calculated using the discount rate of 7.50%, as well as what each plan's net pension liability would be if it were calculated using a discount rate that is one percentage point lower (6.50%), or one percentage point higher (8.50%) than the current rate.

	1% Decrease	Current Discount Rate	1% Increase
District's proportionate share of the net pension liability	\$ 6,492,640	\$ 4,633,107	\$ 3,073,657

Actuarial Assumptions - STRS

Key methods and assumptions used in the latest actuarial valuation, reflecting experience study results used in the July 1, 2019, actuarial valuation are presented below:

	July 1, 2019
Inflation	2.50%
Projected salary increases	12.50% at age 20 to 2.50% at age 65
Investment rate of return	7.45%, net of investment expenses, including inflation
Payroll increases	3.00%
Cost-of-living adjustments (COLA)	0.00%

For the July 1, 2019, actuarial valuation, post-retirement mortality rates for healthy retirees are based on the RP-2014 Annuitant Mortality Table with 50% of rates through age 69, 70% of rates between ages 70 and 79, 90% of rates between ages 80 and 84, and 100% of rates thereafter, projected forward generationally using mortality improvement scale MP-2016. Post-retirement disabled mortality rates are based on the RP-2014 Disabled Mortality Table with 90% of rates for males and 100% of rates for females, projected forward generationally using mortality improvement scale MP-2016. Pre-retirement mortality rates are based on RP-2014 Employee Mortality Table, projected forward generationally using mortality improvement scale MP-2016.

Actuarial assumptions used in the July 1, 2019 valuation are based on the results of an actuarial experience study for the period July 1, 2011 through June 30, 2016.

STRS Ohio's investment consultant develops an estimate range for the investment return assumption based on the target allocation adopted by the Retirement Board. The target allocation and long-term expected rate of return for each major asset class are summarized as follows:

**GRANDVIEW HEIGHTS CITY SCHOOL DISTRICT
FRANKLIN COUNTY, OHIO**

NOTES TO THE BASIC FINANCIAL STATEMENTS
FOR THE FISCAL YEAR ENDED JUNE 30, 2020

NOTE 14 - DEFINED BENEFIT PENSION PLANS - (Continued)

<u>Asset Class</u>	<u>Target Allocation*</u>	<u>Long-Term Expected Real Rate of Return **</u>
Domestic Equity	28.00 %	7.35 %
International Equity	23.00	7.55
Alternatives	17.00	7.09
Fixed Income	21.00	3.00
Real Estate	10.00	6.00
Liquidity Reserves	1.00	2.25
Total	<u>100.00 %</u>	

*Target weights will be phased in over a 24-month period concluding on July 1, 2019.

**10-Year geometric nominal returns, which include the real rate of return and inflation of 2.25% and does not include investment expenses. Over a 30-year period, STRS' investment consultant indicates that the above target allocations should generate a return above the actuarial rate of return, without net value added by management.

Discount Rate - The discount rate used to measure the total pension liability was 7.45% as of June 30, 2019. The projection of cash flows used to determine the discount rate assumes member and employer contributions will be made at the statutory contribution rates in accordance with rate increases described above. For this purpose, only employer contributions that are intended to fund benefits of current plan members and their beneficiaries are included. Projected employer contributions that are intended to fund the service costs of future plan members and their beneficiaries, as well as projected contributions from future plan members, are not included. Based on those assumptions, STRS' fiduciary net position was projected to be available to make all projected future benefit payments to current plan members as of June 30, 2019. Therefore, the long-term expected rate of return on pension plan investments of 7.45% was applied to all periods of projected benefit payment to determine the total pension liability as of June 30, 2019.

Sensitivity of the District's Proportionate Share of the Net Pension Liability to Changes in the Discount Rate - The following table presents the District's proportionate share of the net pension liability calculated using the current period discount rate assumption of 7.45%, as well as what the District's proportionate share of the net pension liability would be if it were calculated using a discount rate that is one-percentage-point lower (6.45%) or one-percentage-point higher (8.45%) than the current rate:

	Current		
	<u>1% Decrease</u>	<u>Discount Rate</u>	<u>1% Increase</u>
District's proportionate share of the net pension liability	\$ 25,463,844	\$ 17,424,417	\$ 10,618,630

**GRANDVIEW HEIGHTS CITY SCHOOL DISTRICT
FRANKLIN COUNTY, OHIO**

NOTES TO THE BASIC FINANCIAL STATEMENTS
FOR THE FISCAL YEAR ENDED JUNE 30, 2020

NOTE 15 - DEFINED BENEFIT OPEB PLANS

Net OPEB Liability/Asset

The net OPEB liability/asset reported on the statement of net position represents a liability/asset to employees for OPEB. OPEB is a component of exchange transactions—between an employer and its employees—of salaries and benefits for employee services. OPEB are provided to an employee—on a deferred-payment basis—as part of the total compensation package offered by an employer for employee services each financial period. The obligation to sacrifice resources for OPEB is a present obligation because it was created as a result of employment exchanges that already have occurred.

The net OPEB liability/asset represents the District's proportionate share of each OPEB plan's collective actuarial present value of projected benefit payments attributable to past periods of service, net of each OPEB plan's fiduciary net position. The net OPEB liability/asset calculation is dependent on critical long-term variables, including estimated average life expectancies, earnings on investments, cost of living adjustments and others. While these estimates use the best information available, unknowable future events require adjusting these estimates annually.

The Ohio Revised Code limits the District's obligation for this liability to annually required payments. The District cannot control benefit terms or the manner in which OPEB are financed; however, the District does receive the benefit of employees' services in exchange for compensation including OPEB.

GASB 75 assumes the liability is solely the obligation of the employer, because they benefit from employee services. OPEB contributions come from these employers and health care plan enrollees which pay a portion of the health care costs in the form of a monthly premium. The Ohio Revised Code permits, but does not require, the retirement systems to provide healthcare to eligible benefit recipients. Any change to benefits or funding could significantly affect the net OPEB liability/asset. Resulting adjustments to the net OPEB liability/asset would be effective when the changes are legally enforceable. The retirement systems may allocate a portion of the employer contributions to provide for these OPEB benefits.

The proportionate share of each plan's unfunded/funded benefits is presented as a long-term *net OPEB liability* or *net OPEB asset* on the accrual basis of accounting. Any liability for the contractually-required OPEB contribution outstanding at the end of the year is included in pension and postemployment benefits payable on both the accrual and modified accrual basis of accounting.

Plan Description - School Employees Retirement System (SERS)

Health Care Plan Description - The District contributes to the SERS Health Care Fund, administered by SERS for non-certificated retirees and their beneficiaries. For GASB 75 purposes, this plan is considered a cost-sharing other postemployment benefit (OPEB) plan. SERS' Health Care Plan provides healthcare benefits to eligible individuals receiving retirement, disability, and survivor benefits, and to their eligible dependents. Members who retire after June 1, 1986, need 10 years of service credit, exclusive of most types of purchased credit, to qualify to participate in SERS' health care coverage. In addition to age and service retirees, disability benefit recipients and beneficiaries who are receiving monthly benefits due to the death of a member or retiree, are eligible for SERS' health care coverage. Most retirees and dependents choosing SERS' health care coverage are over the age of 65 and therefore enrolled in a fully insured Medicare Advantage plan; however, SERS maintains a traditional, self-insured preferred provider organization for its non-Medicare retiree population. For both groups, SERS offers a self-insured prescription drug program. Health care is a benefit that is permitted, not mandated, by statute. The financial report of the Plan is included in the SERS Comprehensive Annual Financial Report which can be obtained on SERS' website at www.ohsers.org under Employers/Audit Resources.

**GRANDVIEW HEIGHTS CITY SCHOOL DISTRICT
FRANKLIN COUNTY, OHIO**

**NOTES TO THE BASIC FINANCIAL STATEMENTS
FOR THE FISCAL YEAR ENDED JUNE 30, 2020**

NOTE 15 - DEFINED BENEFIT OPEB PLANS - (Continued)

Access to health care for retirees and beneficiaries is permitted in accordance with Section 3309 of the Ohio Revised Code. The Health Care Fund was established and is administered in accordance with Internal Revenue Code Section 105(e). SERS' Retirement Board reserves the right to change or discontinue any health plan or program. Active employee members do not contribute to the Health Care Plan. The SERS Retirement Board established the rules for the premiums paid by the retirees for health care coverage for themselves and their dependents or for their surviving beneficiaries. Premiums vary depending on the plan selected, qualified years of service, Medicare eligibility, and retirement status.

Funding Policy - State statute permits SERS to fund the health care benefits through employer contributions. Each year, after the allocation for statutorily required pensions and benefits, the Retirement Board may allocate the remainder of the employer contribution of 14% of covered payroll to the Health Care Fund in accordance with the funding policy. For the fiscal year ended June 30, 2020, SERS did not allocate any employer contributions to post-employment health care. An additional health care surcharge on employers is collected for employees earning less than an actuarially determined minimum compensation amount, pro-rated if less than a full year of service credit was earned. For fiscal year 2020, this amount was \$19,600. Statutes provide that no employer shall pay a health care surcharge greater than 2% of that employer's SERS-covered payroll; nor may SERS collect in aggregate more than 1.5% of the total statewide SERS-covered payroll for the health care surcharge. For fiscal year 2020, the District's surcharge obligation was \$53,892.

The surcharge added to the allocated portion of the 14% employer contribution rate is the total amount assigned to the Health Care Fund. The District's contractually required contribution to SERS was \$53,892 for fiscal year 2020. Of this amount, \$53,892 is reported as pension and postemployment benefits payable.

Plan Description - State Teachers Retirement System (STRS)

Plan Description – The State Teachers Retirement System of Ohio (STRS) administers a cost-sharing Health Plan administered for eligible retirees who participated in the defined benefit or combined pension plans offered by STRS. Ohio law authorizes STRS to offer this plan. Benefits include hospitalization, physicians' fees, prescription drugs and partial reimbursement of monthly Medicare Part B premiums. Medicare Part B premium reimbursements will be discontinued effective January 1, 2021. The Plan is included in the report of STRS which can be obtained by visiting www.strsoh.org or by calling (888) 227-7877.

Funding Policy – Ohio Revised Code Chapter 3307 authorizes STRS to offer the Plan and gives the Retirement Board discretionary authority over how much, if any, of the health care costs will be absorbed by STRS. Active employee members do not contribute to the Health Care Plan. Nearly all health care plan enrollees, for the most recent year, pay a portion of the health care costs in the form of a monthly premium. Under Ohio law, funding for post-employment health care may be deducted from employer contributions, currently 14% of covered payroll. For the fiscal year ended June 30, 2020, STRS did not allocate any employer contributions to post-employment health care.

OPEB Liabilities/Assets, OPEB Expense, and Deferred Outflows of Resources and Deferred Inflows of Resources Related to OPEB

The net OPEB liability/asset was measured as of June 30, 2019, and the total OPEB liability/asset used to calculate the net OPEB liability/asset was determined by an actuarial valuation as of that date. The District's proportion of the net OPEB liability/asset was based on the District's share of contributions to the respective retirement systems relative to the contributions of all participating entities.

**GRANDVIEW HEIGHTS CITY SCHOOL DISTRICT
FRANKLIN COUNTY, OHIO**

NOTES TO THE BASIC FINANCIAL STATEMENTS
FOR THE FISCAL YEAR ENDED JUNE 30, 2020

NOTE 15 - DEFINED BENEFIT OPEB PLANS - (Continued)

Following is information related to the proportionate share and OPEB expense:

	<u>SERS</u>	<u>STRS</u>	<u>Total</u>
Proportion of the net OPEB liability/asset prior measurement date	0.07929660%	0.07914243%	
Proportion of the net OPEB liability/asset current measurement date	<u>0.07941580%</u>	<u>0.07879218%</u>	
Change in proportionate share	<u>0.00011920%</u>	<u>-0.00035025%</u>	
Proportionate share of the net OPEB liability	\$ 1,997,141	\$ -	\$ 1,997,141
Proportionate share of the net OPEB asset	\$ -	\$ (1,304,987)	\$ (1,304,987)
OPEB expense	\$ 79,517	\$ (408,822)	\$ (329,305)

Of the District's total OPEB expense of (\$329,305), (\$344,014) is reported in the governmental activities and \$14,709 is reported in the business-type activities.

At June 30, 2020, the District reported deferred outflows of resources and deferred inflows of resources related to OPEB from the following sources:

	<u>SERS</u>	<u>STRS</u>	<u>Total</u>
Deferred outflows of resources			
Differences between expected and actual experience	\$ 29,316	\$ 118,306	\$ 147,622
Net difference between projected and actual earnings on OPEB plan investments	4,794	-	4,794
Changes of assumptions	145,869	27,430	173,299
Difference between employer contributions and proportionate share of contributions/change in proportionate share	141,524	23,415	164,939
Contributions subsequent to the measurement date	<u>53,892</u>	<u>-</u>	<u>53,892</u>
Total deferred outflows of resources	<u>\$ 375,395</u>	<u>\$ 169,151</u>	<u>\$ 544,546</u>

	<u>SERS</u>	<u>STRS</u>	<u>Total</u>
Deferred inflows of resources			
Differences between expected and actual experience	\$ 438,759	\$ 66,392	\$ 505,151
Net difference between projected and actual earnings on OPEB plan investments	-	81,963	81,963
Changes of assumptions	111,914	1,430,767	1,542,681
Difference between employer contributions and proportionate share of contributions/change in proportionate share	<u>55,241</u>	<u>49,927</u>	<u>105,168</u>
Total deferred inflows of resources	<u>\$ 605,914</u>	<u>\$ 1,629,049</u>	<u>\$ 2,234,963</u>

**GRANDVIEW HEIGHTS CITY SCHOOL DISTRICT
FRANKLIN COUNTY, OHIO**

NOTES TO THE BASIC FINANCIAL STATEMENTS
FOR THE FISCAL YEAR ENDED JUNE 30, 2020

NOTE 15 - DEFINED BENEFIT OPEB PLANS - (Continued)

\$53,892 reported as deferred outflows of resources related to OPEB resulting from District contributions subsequent to the measurement date will be recognized as a reduction of the net OPEB liability/asset in the year ending June 30, 2021. Of the total contributions made subsequent to the measurement date, \$44,849 relates to governmental activities and \$9,043 relates to business-type activities. Other amounts reported as deferred outflows of resources and deferred inflows of resources related to OPEB will be recognized in OPEB expense as follows:

	SERS	STRS	Total
Fiscal Year Ending June 30:			
2021	\$ (98,300)	\$ (320,800)	\$ (419,100)
2022	(38,527)	(320,800)	(359,327)
2023	(37,121)	(287,951)	(325,072)
2024	(37,349)	(276,427)	(313,776)
2025	(47,501)	(257,328)	(304,829)
Thereafter	(25,613)	3,408	(22,205)
Total	\$ (284,411)	\$ (1,459,898)	\$ (1,744,309)

Actuarial Assumptions - SERS

The total OPEB liability is determined by SERS' actuaries in accordance with GASB Statement No. 74, as part of their annual actuarial valuation for each retirement plan. Actuarial valuations of an ongoing plan involve estimates of the value of reported amounts (e.g., salaries, credited service) and assumptions about the probability of occurrence of events far into the future (e.g., mortality, disabilities, retirements, employment terminations). Actuarially determined amounts are subject to continual review and potential modifications, as actual results are compared with past expectations and new estimates are made about the future.

Projections of benefits for financial reporting purposes are based on the substantive plan (the plan as understood by the employers and plan members) and include the types of benefits provided at the time of each valuation and the historical pattern of sharing benefit costs between the employers and plan members to that point. The projection of benefits for financial reporting purposes does not explicitly incorporate the potential effects of legal or contractual funding limitations.

Actuarial calculations reflect a long-term perspective. For a newly hired employee, actuarial calculations will take into account the employee's entire career with the employer and also take into consideration the benefits, if any, paid to the employee after termination of employment until the death of the employee and any applicable contingent annuitant. In many cases, actuarial calculations reflect several decades of service with the employer and the payment of benefits after termination.

**GRANDVIEW HEIGHTS CITY SCHOOL DISTRICT
FRANKLIN COUNTY, OHIO**

NOTES TO THE BASIC FINANCIAL STATEMENTS
FOR THE FISCAL YEAR ENDED JUNE 30, 2020

NOTE 15 - DEFINED BENEFIT OPEB PLANS - (Continued)

Key methods and assumptions used in calculating the total OPEB liability in the latest actuarial valuation date of June 30, 2019 are presented below:

Wage inflation	3.00%
Future salary increases, including inflation	3.50% to 18.20%
Investment rate of return	7.50% net of investments expense, including inflation
Municipal bond index rate:	
Measurement date	3.13%
Prior measurement date	3.62%
Single equivalent interest rate, net of plan investment expense, including price inflation:	
Measurement date	3.22%
Prior measurement date	3.70%
Medical trend assumption:	
Measurement date	
Medicare	5.25 to 4.75%
Pre-Medicare	7.00 to 4.75%
Prior measurement date	
Medicare	5.375 to 4.75%
Pre-Medicare	7.25 to 4.75%

Mortality rates were based on the RP-2014 Blue Collar Mortality Table with fully generational projection and Scale BB, 120% of male rates and 110% of female rates. RP-2000 Disabled Mortality Table with 90% for male rates and 100% for female rates set back five years.

The most recent experience study was completed for the five year period ended June 30, 2015.

The long-term expected rate of return on plan assets is reviewed as part of the actuarial five-year experience study. The most recent study covers fiscal years 2010 through 2015, and was adopted by the Board on April 21, 2016. Several factors are considered in evaluating the long-term rate of return assumption including long-term historical data, estimates inherent in current market data, and a log-normal distribution analysis in which best-estimate ranges of expected future real rates of return were developed by the investment consultant for each major asset class. These ranges were combined to produce the long-term expected rate of return, 7.50%, by weighting the expected future real rates of return by the target asset allocation percentage and then adding expected inflation. The capital market assumptions developed by the investment consultant are intended for use over a 10-year horizon and may not be useful in setting the long-term rate of return for funding pension plans which covers a longer timeframe. The assumption is intended to be a long-term assumption and is not expected to change absent a significant change in the asset allocation, a change in the inflation assumption, or a fundamental change in the market that alters expected returns in future years.

**GRANDVIEW HEIGHTS CITY SCHOOL DISTRICT
FRANKLIN COUNTY, OHIO**

NOTES TO THE BASIC FINANCIAL STATEMENTS
FOR THE FISCAL YEAR ENDED JUNE 30, 2020

NOTE 15 - DEFINED BENEFIT OPEB PLANS - (Continued)

The target asset allocation and best estimates of arithmetic real rates of return for each major asset class, as used in the June 30, 2015 five-year experience study, are summarized as follows:

Asset Class	Target Allocation	Long-Term Expected Real Rate of Return
Cash	1.00 %	0.50 %
US Equity	22.50	4.75
International Equity	22.50	7.00
Fixed Income	19.00	1.50
Private Equity	10.00	8.00
Real Assets	15.00	5.00
Multi-Asset Strategies	10.00	3.00
Total	<u>100.00 %</u>	

Discount Rate - The discount rate used to measure the total OPEB liability at June 30, 2019 was 3.22%. The discount rate used to measure total OPEB liability prior to June 30, 2019 was 3.70%. The projection of cash flows used to determine the discount rate assumed that contributions will be made from members and the System at the state statute contribution rate of 2.00% of projected covered employee payroll each year, which includes a 1.50% payroll surcharge and 0.50% of contributions from the basic benefits plan. Based on these assumptions, the OPEB plan's fiduciary net position was projected to become insufficient to make future benefit payments during the fiscal year ending June 30, 2025. Therefore, the long-term expected rate of return on OPEB plan assets was used to present value the projected benefit payments through the fiscal year ending June 30, 2024 and the Fidelity General Obligation 20-year Municipal Bond Index rate of 3.13%, as of June 30, 2019 (i.e. municipal bond rate), was used to present value the projected benefit payments for the remaining years in the projection. A municipal bond rate of 3.62% was used as of June 30, 2018. The total present value of projected benefit payments from all years was then used to determine the single rate of return that was used as the discount rate. The projection of future benefit payments for all current plan members was until the benefit payments ran out.

Sensitivity of the District's Proportionate Share of the Net OPEB Liability to Changes in the Discount Rate and Changes in the Health Care Cost Trend Rates - The net OPEB liability is sensitive to changes in the discount rate and the health care cost trend rate. The following table presents the net OPEB liability of SERS, what SERS' net OPEB liability would be if it were calculated using a discount rate that is 1 percentage point lower (2.22%) and higher (4.22%) than the current discount rate (3.22%). Also shown is what SERS' net OPEB liability would be based on health care cost trend rates that are 1 percentage point lower (6.00% decreasing to 3.75%) and higher (8.00% decreasing to 5.75%) than the current rate.

	1% Decrease	Current Discount Rate	1% Increase
District's proportionate share of the net OPEB liability	\$ 2,424,150	\$ 1,997,141	\$ 1,657,618

	1% Decrease	Current Trend Rate	1% Increase
District's proportionate share of the net OPEB liability	\$ 1,600,114	\$ 1,997,141	\$ 2,523,898

**GRANDVIEW HEIGHTS CITY SCHOOL DISTRICT
FRANKLIN COUNTY, OHIO**

NOTES TO THE BASIC FINANCIAL STATEMENTS
FOR THE FISCAL YEAR ENDED JUNE 30, 2020

NOTE 15 - DEFINED BENEFIT OPEB PLANS - (Continued)

Actuarial Assumptions - STRS

Key methods and assumptions used in the latest actuarial valuation, reflecting experience study results used in the July 1, 2019, actuarial valuation, compared with July 1, 2018, are presented below:

	July 1, 2019		July 1, 2018	
	Initial	Ultimate	Initial	Ultimate
Inflation	2.50%		2.50%	
Projected salary increases	12.50% at age 20 to 2.50% at age 65		12.50% at age 20 to 2.50% at age 65	
Investment rate of return	7.45%, net of investment expenses, including inflation		7.45%, net of investment expenses, including inflation	
Payroll increases	3.00%		3.00%	
Cost-of-living adjustments (COLA)	0.00%		0.00%	
Discounted rate of return	7.45%		7.45%	
Blended discount rate of return	N/A		N/A	
Health care cost trends				
Medical				
Pre-Medicare	5.87%	4.00%	6.00%	4.00%
Medicare	4.93%	4.00%	5.00%	4.00%
Prescription Drug				
Pre-Medicare	7.73%	4.00%	8.00%	4.00%
Medicare	9.62%	4.00%	-5.23%	4.00%

Projections of benefits include the historical pattern of sharing benefit costs between the employers and retired plan members.

For healthy retirees the mortality rates are based on the RP-2014 Annuitant Mortality Table with 50% of rates through age 69, 70% of rates between ages 70 and 79, 90% of rates between ages 80 and 84, and 100% of rates thereafter, projected forward generationally using mortality improvement scale MP-2016. For disabled retirees, mortality rates are based on the RP-2014 Disabled Mortality Table with 90% of rates for males and 100% of rates for females, projected forward generationally using mortality improvement scale MP-2016.

Actuarial assumptions used in the June 30, 2019 valuation are based on the results of an actuarial experience study for the period July 1, 2011 through June 30, 2016.

Assumption Changes Since the Prior Measurement Date - There were no changes in assumptions since the prior measurement date of June 30, 2018.

Benefit Term Changes Since the Prior Measurement Date - There was no change to the claims costs process. Claim curves were trended to the fiscal year ending June 30, 2020 to reflect the current price renewals. The non-Medicare subsidy percentage was increased effective January 1, 2020 from 1.944% to 1.984% per year of service. The non-Medicare frozen subsidy base premium was increased effective January 1, 2020. The Medicare subsidy percentages were adjusted effective January 1, 2021 to 2.1% for the Medicare plan. The Medicare Part B monthly reimbursement elimination date was postponed to January 1, 2021.

**GRANDVIEW HEIGHTS CITY SCHOOL DISTRICT
FRANKLIN COUNTY, OHIO**

NOTES TO THE BASIC FINANCIAL STATEMENTS
FOR THE FISCAL YEAR ENDED JUNE 30, 2020

NOTE 15 - DEFINED BENEFIT OPEB PLANS - (Continued)

STRS' investment consultant develops an estimate range for the investment return assumption based on the target allocation adopted by the Retirement Board. The target allocation and long-term expected rate of return for each major asset class are summarized as follows:

Asset Class	Target Allocation*	Long-Term Expected Real Rate of Return **
Domestic Equity	28.00 %	7.35 %
International Equity	23.00	7.55
Alternatives	17.00	7.09
Fixed Income	21.00	3.00
Real Estate	10.00	6.00
Liquidity Reserves	1.00	2.25
Total	<u>100.00 %</u>	

* Target weights will be phased in over a 24-month period concluding on July 1, 2019.

**10-Year geometric nominal returns, which include the real rate of return and inflation of 2.25% and does not include investment expenses. Over a 30-year period, STRS' investment consultant indicates that the above target allocations should generate a return above the actuarial rate of return, without net value added by management.

Discount Rate - The discount rate used to measure the total OPEB asset was 7.45% as of June 30, 2019. The projection of cash flows used to determine the discount rate assumes STRS Ohio continues to allocate no employer contributions to the health care fund. Based on these assumptions, the OPEB plan's fiduciary net position was projected to be available to make all projected future benefit payments to current plan members. Therefore, the long-term expected rate of return on health care plan investments of 7.45% was used to measure the total OPEB asset as of June 30, 2019.

Sensitivity of the District's Proportionate Share of the Net OPEB Asset to Changes in the Discount and Health Care Cost Trend Rate - The following table represents the net OPEB asset as of June 30, 2019, calculated using the current period discount rate assumption of 7.45%, as well as what the net OPEB asset would be if it were calculated using a discount rate that is one percentage point lower (6.45%) or one percentage point higher (8.45%) than the current assumption. Also shown is the net OPEB asset as if it were calculated using health care cost trend rates that are one percentage point lower or one percentage point higher than the current health care cost trend rates.

	Current		
	1% Decrease	Discount Rate	1% Increase
District's proportionate share of the net OPEB asset	\$ 1,113,547	\$ 1,304,987	\$ 1,465,944
	Current		
	1% Decrease	Trend Rate	1% Increase
District's proportionate share of the net OPEB asset	\$ 1,479,796	\$ 1,304,987	\$ 1,090,890

**GRANDVIEW HEIGHTS CITY SCHOOL DISTRICT
FRANKLIN COUNTY, OHIO**

NOTES TO THE BASIC FINANCIAL STATEMENTS
FOR THE FISCAL YEAR ENDED JUNE 30, 2020

NOTE 16 - OTHER COMMITMENTS

The District utilizes encumbrance accounting as part of its budgetary controls. Encumbrances outstanding at year end may be reported as part of restricted, committed, or assigned classifications of fund balance. At year end, the District’s commitments for encumbrances (less amounts already included in payables) in the governmental funds were as follows:

<u>Fund</u>	<u>Year-End Encumbrances</u>
General	\$ 26,459
Building	1,734,468
Non-Major Governmental Funds	<u>14,967</u>
Total	<u>\$ 1,775,894</u>

NOTE 17 - TAX ABATEMENTS ENTERED INTO BY OTHER GOVERNMENTS

Other governments entered into property tax abatement agreements with property owners under the Ohio Community Reinvestment Area (“CRA”) program with the taxing districts of the District. The CRA program is a directive incentive tax exemption program benefiting property owners who renovate or construct new buildings. Under this program, the other governments designated areas to encourage revitalization of the existing housing stock and the development of new structures. Within the taxing districts of the District, the City of Grandview Heights has entered into such agreements. Under these agreements, the District’s property taxes were reduced by \$2,123,500.

NOTE 18 - COVID-19

The United States and the State of Ohio declared a state of emergency in March 2020 due to the COVID-19 pandemic. The financial impact of COVID-19 and the continuing emergency measures may impact subsequent periods of the District. The District’s investment portfolio and the investments of the pension and other employee benefit plans are subject to increased market volatility, which could result in a significant decline in fair value, consistent with the general decline in financial markets. However, because the values of individual investments fluctuate with market conditions, the amount of losses that will be recognized in subsequent periods, if any, cannot be determined. In addition, the impact on the District’s future operating costs, revenues, and any recovery from emergency funding, either federal or state, cannot be estimated.

THIS PAGE IS INTENTIONALLY LEFT BLANK

REQUIRED SUPPLEMENTARY INFORMATION

**GRANDVIEW HEIGHTS CITY SCHOOL DISTRICT
FRANKLIN COUNTY, OHIO**

SCHEDULES OF REQUIRED SUPPLEMENTARY INFORMATION

SCHEDULE OF THE DISTRICT'S PROPORTIONATE SHARE OF
THE NET PENSION LIABILITY
SCHOOL EMPLOYEES RETIREMENT SYSTEM (SERS) OF OHIO

LAST SEVEN FISCAL YEARS

	<u>2020</u>	<u>2019</u>	<u>2018</u>	<u>2017</u>
District's proportion of the net pension liability	0.07743560%	0.07839430%	0.07277760%	0.07344680%
District's proportionate share of the net pension liability	\$ 4,633,107	\$ 4,489,786	\$ 4,348,300	\$ 5,375,629
District's covered payroll	\$ 2,672,452	\$ 2,529,874	\$ 2,424,150	\$ 2,286,529
District's proportionate share of the net pension liability as a percentage of its covered payroll	173.37%	177.47%	179.37%	235.10%
Plan fiduciary net position as a percentage of the total pension liability	70.85%	71.36%	69.50%	62.98%

Note: Information prior to 2014 was unavailable. Schedule is intended to show information for 10 years. Additional years will be displayed as they become available.

Amounts presented for each fiscal year were determined as of the District's measurement date which is the prior year-end.

SEE ACCOMPANYING NOTES TO THE REQUIRED SUPPLEMENTARY INFORMATION

<u>2016</u>	<u>2015</u>	<u>2014</u>
0.07543990%	0.07746000%	0.07746000%
\$ 4,304,674	\$ 3,920,206	\$ 4,606,298
\$ 2,271,138	\$ 2,250,837	\$ 2,299,668
189.54%	174.17%	200.30%
69.16%	71.70%	65.52%

**GRANDVIEW HEIGHTS CITY SCHOOL DISTRICT
FRANKLIN COUNTY, OHIO**

SCHEDULES OF REQUIRED SUPPLEMENTARY INFORMATION

SCHEDULE OF THE DISTRICT'S PROPORTIONATE SHARE OF
THE NET PENSION LIABILITY
STATE TEACHERS RETIREMENT SYSTEM (STRS) OF OHIO

LAST SEVEN FISCAL YEARS

	<u>2020</u>	<u>2019</u>	<u>2018</u>	<u>2017</u>
District's proportion of the net pension liability	0.07879218%	0.07914243%	0.07835398%	0.07992165%
District's proportionate share of the net pension liability	\$ 17,424,417	\$ 17,401,643	\$ 18,613,156	\$ 26,752,185
District's covered payroll	\$ 9,260,286	\$ 8,883,671	\$ 8,985,436	\$ 8,529,836
District's proportionate share of the net pension liability as a percentage of its covered payroll	188.16%	195.88%	207.15%	313.63%
Plan fiduciary net position as a percentage of the total pension liability	77.40%	77.31%	75.30%	66.80%

Note: Information prior to 2014 was unavailable. Schedule is intended to show information for 10 years. Additional years will be displayed as they become available.

Amounts presented for each fiscal year were determined as of the District's measurement date which is the prior year-end.

SEE ACCOMPANYING NOTES TO THE REQUIRED SUPPLEMENTARY INFORMATION

2016	2015	2014
0.08051284%	0.08213870%	0.08213870%
\$ 22,251,394	\$ 19,978,974	\$ 23,798,824
\$ 8,400,164	\$ 8,392,308	\$ 8,626,892
264.89%	238.06%	275.87%
72.10%	74.70%	69.30%

**GRANDVIEW HEIGHTS CITY SCHOOL DISTRICT
FRANKLIN COUNTY, OHIO**

SCHEDULES OF REQUIRED SUPPLEMENTARY INFORMATION

SCHEDULE OF DISTRICT PENSION CONTRIBUTIONS
SCHOOL EMPLOYEES RETIREMENT SYSTEM (SERS) OF OHIO

LAST TEN FISCAL YEARS

	<u>2020</u>	<u>2019</u>	<u>2018</u>	<u>2017</u>
Contractually required contribution	\$ 386,449	\$ 360,781	\$ 341,533	\$ 339,381
Contributions in relation to the contractually required contribution	<u>(386,449)</u>	<u>(360,781)</u>	<u>(341,533)</u>	<u>(339,381)</u>
Contribution deficiency (excess)	<u>\$ -</u>	<u>\$ -</u>	<u>\$ -</u>	<u>\$ -</u>
District's covered payroll	\$ 2,760,350	\$ 2,672,452	\$ 2,529,874	\$ 2,424,150
Contributions as a percentage of covered payroll	14.00%	13.50%	13.50%	14.00%

SEE ACCOMPANYING NOTES TO THE REQUIRED SUPPLEMENTARY INFORMATION

<u>2016</u>	<u>2015</u>	<u>2014</u>	<u>2013</u>	<u>2012</u>	<u>2011</u>
\$ 320,114	\$ 299,336	\$ 311,966	\$ 318,274	\$ 278,167	\$ 320,538
<u>(320,114)</u>	<u>(299,336)</u>	<u>(311,966)</u>	<u>(318,274)</u>	<u>(278,167)</u>	<u>(320,538)</u>
<u>\$ -</u>	<u>\$ -</u>	<u>\$ -</u>	<u>\$ -</u>	<u>\$ -</u>	<u>\$ -</u>
\$ 2,286,529	\$ 2,271,138	\$ 2,250,837	\$ 2,299,668	\$ 2,068,156	\$ 2,550,024
14.00%	13.18%	13.86%	13.84%	13.45%	12.57%

**GRANDVIEW HEIGHTS CITY SCHOOL DISTRICT
FRANKLIN COUNTY, OHIO**

SCHEDULES OF REQUIRED SUPPLEMENTARY INFORMATION

SCHEDULE OF DISTRICT PENSION CONTRIBUTIONS
STATE TEACHERS RETIREMENT SYSTEM (STRS) OF OHIO

LAST TEN FISCAL YEARS

	<u>2020</u>	<u>2019</u>	<u>2018</u>	<u>2017</u>
Contractually required contribution	\$ 1,305,485	\$ 1,296,440	\$ 1,243,714	\$ 1,257,961
Contributions in relation to the contractually required contribution	<u>(1,305,485)</u>	<u>(1,296,440)</u>	<u>(1,243,714)</u>	<u>(1,257,961)</u>
Contribution deficiency (excess)	<u>\$ -</u>	<u>\$ -</u>	<u>\$ -</u>	<u>\$ -</u>
District's covered payroll	\$ 9,324,893	\$ 9,260,286	\$ 8,883,671	\$ 8,985,436
Contributions as a percentage of covered payroll	14.00%	14.00%	14.00%	14.00%

SEE ACCOMPANYING NOTES TO THE REQUIRED SUPPLEMENTARY INFORMATION

<u>2016</u>	<u>2015</u>	<u>2014</u>	<u>2013</u>	<u>2012</u>	<u>2011</u>
\$ 1,194,177	\$ 1,176,023	\$ 1,091,000	\$ 1,121,496	\$ 1,188,304	\$ 1,152,421
<u>(1,194,177)</u>	<u>(1,176,023)</u>	<u>(1,091,000)</u>	<u>(1,121,496)</u>	<u>(1,188,304)</u>	<u>(1,152,421)</u>
<u>\$ -</u>	<u>\$ -</u>	<u>\$ -</u>	<u>\$ -</u>	<u>\$ -</u>	<u>\$ -</u>
\$ 8,529,836	\$ 8,400,164	\$ 8,392,308	\$ 8,626,892	\$ 9,140,800	\$ 8,864,777
14.00%	14.00%	13.00%	13.00%	13.00%	13.00%

**GRANDVIEW HEIGHTS CITY SCHOOL DISTRICT
FRANKLIN COUNTY, OHIO**

SCHEDULES OF REQUIRED SUPPLEMENTARY INFORMATION

SCHEDULE OF THE DISTRICT'S PROPORTIONATE SHARE OF
THE NET OPEB LIABILITY
SCHOOL EMPLOYEES RETIREMENT SYSTEM (SERS) OF OHIO

LAST FOUR FISCAL YEARS

	<u>2020</u>	<u>2019</u>	<u>2018</u>	<u>2017</u>
District's proportion of the net OPEB liability	0.07941580%	0.07929660%	0.07401690%	0.07447867%
District's proportionate share of the net OPEB liability	\$ 1,997,141	\$ 2,199,903	\$ 1,986,419	\$ 2,122,918
District's covered payroll	\$ 2,672,452	\$ 2,529,874	\$ 2,424,150	\$ 2,286,529
District's proportionate share of the net OPEB liability as a percentage of its covered payroll	74.73%	86.96%	81.94%	92.84%
Plan fiduciary net position as a percentage of the total OPEB liability	15.57%	13.57%	12.46%	11.49%

Note: Information prior to 2017 was unavailable. Schedule is intended to show information for 10 years. Additional years will be displayed as they become available.

Amounts presented for each fiscal year were determined as of the District's measurement date which is the prior year-end.

SEE ACCOMPANYING NOTES TO THE REQUIRED SUPPLEMENTARY INFORMATION

**GRANDVIEW HEIGHTS CITY SCHOOL DISTRICT
FRANKLIN COUNTY, OHIO**

SCHEDULES OF REQUIRED SUPPLEMENTARY INFORMATION

SCHEDULE OF THE DISTRICT'S PROPORTIONATE SHARE OF
THE NET OPEB LIABILITY/ASSET
STATE TEACHERS RETIREMENT SYSTEM (STRS) OF OHIO

LAST FOUR FISCAL YEARS

	<u>2020</u>	<u>2019</u>	<u>2018</u>	<u>2017</u>
District's proportion of the net OPEB liability/asset	0.07879218%	0.07914243%	0.07835398%	0.79921650%
District's proportionate share of the net OPEB liability/(asset)	\$ (1,304,987)	\$ (1,271,738)	\$ 3,057,083	\$ 4,274,231
District's covered payroll	\$ 9,260,286	\$ 8,883,671	\$ 8,985,436	\$ 8,529,836
District's proportionate share of the net OPEB liability/asset as a percentage of its covered payroll	14.09%	14.32%	34.02%	50.11%
Plan fiduciary net position as a percentage of the total OPEB liability/asset	174.70%	176.00%	47.10%	37.33%

Note: Information prior to 2017 was unavailable. Schedule is intended to show information for 10 years. Additional years will be displayed as they become available.

Amounts presented for each fiscal year were determined as of the District's measurement date which is the prior year-end.

SEE ACCOMPANYING NOTES TO THE REQUIRED SUPPLEMENTARY INFORMATION

**GRANDVIEW HEIGHTS CITY SCHOOL DISTRICT
FRANKLIN COUNTY, OHIO**

SCHEDULES OF REQUIRED SUPPLEMENTARY INFORMATION

SCHEDULE OF DISTRICT OPEB CONTRIBUTIONS
SCHOOL EMPLOYEES RETIREMENT SYSTEM (SERS) OF OHIO

LAST TEN FISCAL YEARS

	<u>2020</u>	<u>2019</u>	<u>2018</u>	<u>2017</u>
Contractually required contribution	\$ 53,892	\$ 62,114	\$ 54,447	\$ 41,102
Contributions in relation to the contractually required contribution	<u>(53,892)</u>	<u>(62,114)</u>	<u>(54,447)</u>	<u>(41,102)</u>
Contribution deficiency (excess)	<u>\$ -</u>	<u>\$ -</u>	<u>\$ -</u>	<u>\$ -</u>
District's covered payroll	\$ 2,760,350	\$ 2,672,452	\$ 2,529,874	\$ 2,424,150
Contributions as a percentage of covered payroll	1.95%	2.32%	2.15%	1.70%

SEE ACCOMPANYING NOTES TO THE REQUIRED SUPPLEMENTARY INFORMATION

<u>2016</u>	<u>2015</u>	<u>2014</u>	<u>2013</u>	<u>2012</u>	<u>2011</u>
\$ 37,894	\$ 58,246	\$ 41,378	\$ 38,749	\$ 32,658	\$ 63,196
<u>(37,894)</u>	<u>(58,246)</u>	<u>(41,378)</u>	<u>(38,749)</u>	<u>(32,658)</u>	<u>(63,196)</u>
<u>\$ -</u>	<u>\$ -</u>	<u>\$ -</u>	<u>\$ -</u>	<u>\$ -</u>	<u>\$ -</u>
\$ 2,286,529	\$ 2,271,138	\$ 2,250,837	\$ 2,299,668	\$ 2,068,156	\$ 2,550,024
1.66%	2.56%	1.84%	1.68%	1.58%	2.48%

**GRANDVIEW HEIGHTS CITY SCHOOL DISTRICT
FRANKLIN COUNTY, OHIO**

SCHEDULES OF REQUIRED SUPPLEMENTARY INFORMATION

SCHEDULE OF DISTRICT OPEB CONTRIBUTIONS
STATE TEACHERS RETIREMENT SYSTEM (STRS) OF OHIO

LAST TEN FISCAL YEARS

	<u>2020</u>	<u>2019</u>	<u>2018</u>	<u>2017</u>
Contractually required contribution	\$ -	\$ -	\$ -	\$ -
Contributions in relation to the contractually required contribution	<u>-</u>	<u>-</u>	<u>-</u>	<u>-</u>
Contribution deficiency (excess)	<u>\$ -</u>	<u>\$ -</u>	<u>\$ -</u>	<u>\$ -</u>
District's covered payroll	\$ 9,324,893	\$ 9,260,286	\$ 8,883,671	\$ 8,985,436
Contributions as a percentage of covered payroll	0.00%	0.00%	0.00%	0.00%

SEE ACCOMPANYING NOTES TO THE REQUIRED SUPPLEMENTARY INFORMATION

<u>2016</u>	<u>2015</u>	<u>2014</u>	<u>2013</u>	<u>2012</u>	<u>2011</u>
\$ -	\$ -	\$ 83,923	\$ 81,789	\$ 83,900	\$ 84,857
-	-	(83,923)	(81,789)	(83,900)	(84,857)
<u>\$ -</u>	<u>\$ -</u>	<u>\$ -</u>	<u>\$ -</u>	<u>\$ -</u>	<u>\$ -</u>
\$ 8,529,836	\$ 8,400,164	\$ 8,392,308	\$ 8,626,892	\$ 9,140,800	\$ 8,864,777
0.00%	0.00%	1.00%	1.00%	1.00%	1.00%

**GRANDVIEW HEIGHTS CITY SCHOOL DISTRICT
FRANKLIN COUNTY, OHIO**

NOTES TO THE REQUIRED SUPPLEMENTARY INFORMATION
FOR THE FISCAL YEAR ENDED JUNE 30, 2020

PENSION

SCHOOL EMPLOYEES RETIREMENT SYSTEM (SERS) OF OHIO

Changes in benefit terms: There were no changes in benefit terms from the amounts reported for fiscal years 2014-2017. For fiscal year 2018, SERS changed from a fixed 3% annual increase to a Cost of Living Adjustment (COLA) based on the changes in the Consumer Price Index (CPI-W), with a cap of 2.5% and a floor of 0%. There were no changes in benefit terms from the amounts previously reported for fiscal years 2019-2020.

Changes in assumptions: There were no changes in methods and assumptions used in the calculation of actuarial determined contributions for fiscal years 2014-2016. For fiscal year 2017, the following changes of assumptions affected the total pension liability since the prior measurement date: (a) the assumed rate of inflation was reduced from 3.25% to 3.00%, (b) payroll growth assumption was reduced from 4.00% to 3.50%, (c) assumed real wage growth was reduced from 0.75% to 0.50%, (d) Rates of withdrawal, retirement and disability were updated to reflect recent experience, (e) mortality among active members was updated to RP-2014 Blue Collar Mortality Table with fully generational projection and a five year age set-back for both males and females, (f) mortality among service retired members, and beneficiaries was updated to the following RP-2014 Blue Collar Mortality Table with fully generational projection with Scale BB, 120% of male rates, and 110% of female rates, (g) mortality among disabled members was updated to RP-2000 Disabled Mortality Table, 90% for male rates and 100% for female rates, set back five years is used for the period after disability retirement and (h) the discount rate was reduced from 7.75% to 7.50%. There were no changes in methods and assumptions used in the calculation of actuarial determined contributions for fiscal years 2018-2020.

STATE TEACHERS RETIREMENT SYSTEM (STRS) OF OHIO

Changes in benefit terms: There were no changes in benefit terms from the amounts reported for fiscal years 2014-2017. For fiscal year 2018, STRS decreased the Cost of Living Adjustment (COLA) to zero. There were no changes in benefit terms from amounts previously reported for fiscal years 2019-2020.

Changes in assumptions: There were no changes in methods and assumptions used in the calculation of actuarial determined contributions for fiscal years 2014-2017. For fiscal year 2018, the following changes of assumption affected the total pension liability since the prior measurement date: (a) the long term expected rate of return was reduced from 7.75% to 7.45%, (b) the inflation assumption was lowered from 2.75% to 2.50%, (c) the payroll growth assumption was lowered to 3.00%, (d) total salary increases rate was lowered by decreasing the merit component of the individual salary increases, in addition to a decrease of 0.25% due to lower inflation (e) the healthy and disabled mortality assumptions were updated to the RP-2014 mortality tables with generational improvement scale MP-2016 and (f) rates of retirement, termination and disability were modified to better reflect anticipated future experience. There were no changes in methods and assumptions used in the calculation of actuarial determined contributions for fiscal years 2019-2020.

(Continued)

**GRANDVIEW HEIGHTS CITY SCHOOL DISTRICT
FRANKLIN COUNTY, OHIO**

NOTES TO THE REQUIRED SUPPLEMENTARY INFORMATION (CONTINUED)
FOR THE FISCAL YEAR ENDED JUNE 30, 2020

OTHER POSTEMPLOYMENT BENEFITS (OPEB)

SCHOOL EMPLOYEES RETIREMENT SYSTEM (SERS) OF OHIO

Changes in benefit terms: There were no changes in benefit terms from the amounts previously reported for fiscal years 2017-2020.

Changes in assumptions: There were no changes in methods and assumptions used in the calculation of actuarial determined contributions for fiscal year 2017. For fiscal year 2018, the following changes of assumptions affected the total OPEB liability since the prior measurement date: (a) assumed rate of inflation was reduced from 3.25% to 3.00%, (b) payroll growth assumption was reduced from 4.00% to 3.50%, (c) assumed real wage growth was reduced from 0.75% to 0.50%, (d) rates of withdrawal, retirement, and disability were updated to reflect recent experience, (e) mortality among active members was updated to the following: RP-2014 Blue Collar Mortality Table with fully generational projection and a five-year age set-back for both males and females, (f) mortality among service retired members, and beneficiaries was updated to the following: RP-2014 Blue Collar Mortality Table with fully generational projection with Scale BB, 120% of male rates, and 110% of female rates, (g) mortality among disabled members was updated to the following: RP-2000 Disabled Mortality Table, 90% for male rates and 100% for female rates, set back five years is used for the period after disability retirement, (h) the municipal bond index rate increased from 2.92% to 3.56% and (i) the single equivalent interest rate, net of plan investment expense, including price inflation increased from 2.98% to 3.63%. For fiscal year 2019, the following changes of assumptions affected the total OPEB liability since the prior measurement date: (a) the discount rate increased from 3.63% to 3.70%, (b) the health care cost trend rates for Medicare were changed from a range of 5.50%-5.00% to a range of 5.375%-4.75% and Pre-Medicare were changed from a range of 7.50%-5.00% to a range of 7.25%-4.75%, (c) the municipal bond index rate increased from 3.56% to 3.62% and (d) the single equivalent interest rate, net of plan investment expense, including price inflation increased from 3.63% to 3.70%. For fiscal year 2020, the following changes of assumptions affected the total OPEB liability since the prior measurement date: (a) the discount rate decreased from 3.70% to 3.22%, (b) the health care cost trend rates for Medicare were changed from a range of 5.375%-4.75% to a range of 5.25%-4.75% and Pre-Medicare were changed from a range of 7.25%-4.75% to a range of 7.00%-4.75%, (c) the municipal bond index rate decreased from 3.62% to 3.13% and (d) the single equivalent interest rate, net of plan investment expense, including price inflation decreased from 3.70% to 3.22%.

STATE TEACHERS RETIREMENT SYSTEM (STRS) OF OHIO

Changes in benefit terms: There were no changes in benefit terms from the amounts previously reported for fiscal year 2017. For fiscal year 2018, STRS reduced the subsidy multiplier for non-Medicare recipients from 2.1% to 1.9% per year of service. Medicare Part B premium reimbursements were discontinued for certain survivors and beneficiaries and all remaining Medicare Part B premium reimbursements will be discontinued beginning January 2019. For fiscal year 2019, STRS increased the subsidy multiplier for non-Medicare benefit recipients from 1.9% to 1.944% per year of service effective January 1, 2019. The non-Medicare frozen subsidy base premium was increased January 1, 2019 and all remaining Medicare Part B premium reimbursements will be discontinued beginning January 1, 2020. For fiscal year 2020, STRS increase the subsidy percentage from 1.944% to 1.984% effective January 1, 2020. The Medicare subsidy percentages were adjusted effective January 1, 2021 to 2.1% for the Medicare plan. The Medicare Part B monthly reimbursement elimination date was postponed to January 1, 2021.

Changes in assumptions: There were no changes in methods and assumptions used in the calculation of actuarial determined contributions for fiscal year 2017. For fiscal year 2018, the following changes of assumption affected the total OPEB liability since the prior measurement date: (a) the discount rate was increased from 3.26% to 4.13% based on the methodology defined under GASB Statement No. 74, Financial Reporting for Postemployment Benefit Plans Other Than Pension Plans (OPEB), (b) the long term expected rate of return was reduced from 7.75% to 7.45%, (c) valuation year per capita health care costs were updated, and the salary scale was modified, (d) the percentage of future retirees electing each option was updated based on current data and the percentage of future disabled retirees and terminated vested participants electing health coverage were decreased and (e) the assumed mortality, disability, retirement, withdrawal and future health care cost trend rates were modified along with the portion of rebated prescription drug costs. For fiscal year 2019, the following changes of assumptions affected the total OPEB liability/asset since the prior measurement date: (a) the discount rate was increased from the blended rate of 4.13% to the long-term expected rate of return of 7.45% based on the methodology defined under GASB Statement No. 74, Financial Reporting for Postemployment Benefit Plans Other Than Pension Plans (OPEB) and (b) decrease in health care cost trend rates from 6.00%-11.00% initial; 4.50% ultimate down to Medical Pre-Medicare 6.00% and Medicare 5.00% initial; 4.00% ultimate and Prescription Drug Pre-Medicare 8.00% and Medicare (5.23%) initial; 4.00% ultimate. For fiscal year 2020, health care cost trend rates were changed to the following: Medical Pre-Medicare from 6.00% initial - 4.00% ultimate down to 5.87% initial - 4.00% ultimate; Medical Medicare from 5.00% initial - 4.00% ultimate down to 4.93% initial - 4.00% ultimate; prescription drug Pre-Medicare from 8.00% initial - 4.00% ultimate down to 7.73% initial - 4.00% ultimate and (5.23%) initial - 4.00% ultimate up to 9.62% initial - 4.00% ultimate.

**Independent Auditor's Report on Internal Control Over Financial Reporting and on Compliance and Other
Matters Based on an Audit of Financial Statements Performed in Accordance with
*Government Auditing Standards***

Grandview Heights City School District
Franklin County
1587 West Third Avenue
Columbus, Ohio 43212

To the Board of Education:

We have audited, in accordance with the auditing standards generally accepted in the United States of America and the standards applicable to financial audits contained in *Government Auditing Standards* issued by the Comptroller General of the United States, the financial statements of the governmental activities, the business-type activities, each major fund, and the aggregate remaining fund information of the Grandview Heights City School District, Franklin County, Ohio, as of and for the fiscal year ended June 30, 2020, and the related notes to the financial statements, which collectively comprise the Grandview Heights City School District's basic financial statements, and have issued our report thereon dated November 18, 2020, wherein we noted as described in Note 3 to the financial statements, the Grandview Heights City School District adopted GASBS No. 84, *Fiduciary Activities*. Furthermore, as described in Note 18 to the financial statements, the financial impact of COVID-19 and the continuing emergency measures may impact subsequent periods.

Internal Control Over Financial Reporting

In planning and performing our audit of the financial statements, we considered the Grandview Heights City School District's internal control over financial reporting (internal control) as a basis for designing audit procedures that are appropriate in the circumstances for the purpose of expressing our opinions on the financial statements, but not for the purpose of expressing an opinion on the effectiveness of the Grandview Heights City School District's internal control. Accordingly, we do not express an opinion on the effectiveness of the Grandview Heights City School District's internal control.

A *deficiency in internal control* exists when the design or operation of a control does not allow management or employees, in the normal course of performing their assigned functions, to prevent, or detect and correct, misstatements on a timely basis. A *material weakness* is a deficiency, or a combination of deficiencies, in internal control, such that there is a reasonable possibility that a material misstatement of the Grandview Heights City School District's financial statements will not be prevented, or detected and corrected, on a timely basis. A *significant deficiency* is a deficiency, or a combination of deficiencies, in internal control that is less severe than a material weakness, yet important enough to merit attention by those charged with governance.

Our consideration of internal control was for the limited purpose described in the first paragraph of this section and was not designed to identify all deficiencies in internal control that might be material weaknesses or significant deficiencies. Given these limitations, during our audit we did not identify any deficiencies in internal control that we consider to be material weaknesses. However, material weaknesses may exist that have not been identified.

Grandview Heights City School District
Franklin County

Independent Auditor's Report on Internal Control Over Financial Reporting and on Compliance and Other Matters
Based on an Audit of Financial Statements Performed in Accordance with
Government Auditing Standards

Page 2

Compliance and Other Matters

As part of obtaining reasonable assurance about whether the Grandview Heights City School District's financial statements are free from material misstatement, we performed tests of its compliance with certain provisions of laws, regulations, contracts, and grant agreements, noncompliance with which could have a direct and material effect on the financial statements. However, providing an opinion on compliance with those provisions was not an objective of our audit, and accordingly, we do not express such an opinion. The results of our tests disclosed no instances of noncompliance or other matters that are required to be reported under *Government Auditing Standards*.

Purpose of this Report

The purpose of this report is solely to describe the scope of our testing of internal control and compliance and the results of that testing, and not to provide an opinion on the effectiveness of the Grandview Heights City School District's internal control or on compliance. This report is an integral part of an audit performed in accordance with *Government Auditing Standards* in considering the Grandview Heights City School District's internal control and compliance. Accordingly, this communication is not suitable for any other purpose.



Julian & Grube, Inc.
November 18, 2020

OHIO AUDITOR OF STATE KEITH FABER



GRANDVIEW HEIGHTS CITY SCHOOL DISTRICT

FRANKLIN COUNTY

AUDITOR OF STATE OF OHIO CERTIFICATION

This is a true and correct copy of the report, which is required to be filed pursuant to Section 117.26, Revised Code, and which is filed in the Office of the Ohio Auditor of State in Columbus, Ohio.



Certified for Release 2/16/2021

88 East Broad Street, Columbus, Ohio 43215
Phone: 614-466-4514 or 800-282-0370

This report is a matter of public record and is available online at
www.ohioauditor.gov