

MEIGS LOCAL SCHOOL DISTRICT  
MEIGS COUNTY  
SINGLE AUDIT  
FOR THE FISCAL YEAR ENDED JUNE 30, 2020



*Millhuff-Stang*

CERTIFIED PUBLIC ACCOUNTANT

Millhuff-Stang, CPA, Inc.  
1428 Gallia Street / Portsmouth, Ohio 45662 / Phone: 740.876.8548  
45 West Second Street, Suite D / Chillicothe, Ohio 45601 / Phone: 740.851.4978  
Fax: 888.876.8549

[natalie@millhuffstangcpa.com](mailto:natalie@millhuffstangcpa.com) / [roush@millhuffstangcpa.com](mailto:roush@millhuffstangcpa.com)  
[www.millhuffstangcpa.com](http://www.millhuffstangcpa.com)



OHIO AUDITOR OF STATE  
KEITH FABER



88 East Broad Street  
Columbus, Ohio 43215  
IPARreport@ohioauditor.gov  
(800) 282-0370

Board of Education  
Meigs Local School District  
41765 Pomeroy Pike  
Pomeroy, Ohio 45769

We have reviewed the *Independent Auditor's Report* of the Meigs Local School District, Meigs County, prepared by Millhuff-Stang, CPA, Inc., for the audit period July 1, 2019 through June 30, 2020. Based upon this review, we have accepted these reports in lieu of the audit required by Section 117.11, Revised Code. The Auditor of State did not audit the accompanying financial statements and, accordingly, we are unable to express, and do not express an opinion on them.

Our review was made in reference to the applicable sections of legislative criteria, as reflected by the Ohio Constitution, and the Revised Code, policies, procedures and guidelines of the Auditor of State, regulations and grant requirements. The Meigs Local School District is responsible for compliance with these laws and regulations.

A handwritten signature in cursive script that reads "Keith Faber".

Keith Faber  
Auditor of State  
Columbus, Ohio

**May 10, 2021**

**This page intentionally left blank.**

**Meigs Local School District**  
**Meigs County**  
*Table of Contents*  
For the Fiscal Year Ended June 30, 2020

---

Title	Page
Independent Auditor’s Report.....	1
Management’s Discussion and Analysis .....	4
Basic Financial Statements:	
Government-Wide Financial Statements:	
Statement of Net Position .....	12
Statement of Activities.....	13
Fund Financial Statements:	
Balance Sheet – Governmental Funds .....	14
Reconciliation of Total Governmental Fund Balances to Net Position of Governmental Activities.....	15
Statement of Revenues, Expenditures and Changes in Fund Balances – Governmental Funds.....	16
Reconciliation of the Statement of Revenues, Expenditures and Changes in Fund Balances of Governmental Funds to the Statement of Activities .....	17
Statement of Revenues, Expenditures and Changes in Fund Balance – Budget and Actual (Budget Basis) – General Fund.....	18
Statement of Fund Net Position – Internal Service Fund.....	19
Statement of Revenues, Expenses and Changes in Fund Net Position – Internal Service Fund .....	20
Statement of Cash Flows – Internal Service Fund .....	21
Statement of Net Position – Custodial Fund.....	22
Statement of Changes in Fiduciary Net Position – Custodial Fund.....	23
Notes to the Basic Financial Statements .....	24
Required Supplementary Information:	
Schedule of the School District’s Proportionate Share of the Net Pension Liability – Last Seven Fiscal Years.....	62
Schedule of the School District’s Proportionate Share of the Net OPEB Liability (Asset) – Last Four Fiscal Years .....	66
Schedule of the School District Contributions – Last Ten Fiscal Years .....	68
Notes to Required Supplementary Information .....	72

Schedule of Federal Awards Expenditures.....	75
Notes to the Schedule of Federal Awards Expenditures .....	76
Report on Internal Control Over Financial Reporting and on Compliance and Other Matters Based on an Audit of Financial Statements Performed in Accordance With <i>Government Auditing Standards</i> .....	77
Report on Compliance For Each Major Federal Program and on Internal Control Over Compliance Required by the Uniform Guidance .....	79
Schedule of Findings and Questioned Costs .....	81

**Independent Auditor's Report**

Board of Education  
Meigs Local School District  
41765 Pomeroy Pike  
Pomeroy, Ohio 41765

**Report on the Financial Statements**

We have audited the accompanying financial statements of the governmental activities, each major fund, and the aggregate remaining fund information of Meigs Local School District, Meigs County, Ohio (the School District), as of and for the year ended June 30, 2020, and the related notes to the financial statements, which collectively comprise the School District's basic financial statements as listed in the table of contents.

*Management's Responsibility for the Financial Statements*

Management is responsible for the preparation and fair presentation of these financial statements in accordance with accounting principles generally accepted in the United States of America; this includes the design, implementation, and maintenance of internal control relevant to the preparation and fair presentation of financial statements that are free from material misstatement, whether due to fraud or error.

*Auditor's Responsibility*

Our responsibility is to express opinions on these financial statements based on our audit. We conducted our audit in accordance with auditing standards generally accepted in the United States of America and the standards applicable to financial audits contained in *Government Auditing Standards*, issued by the Comptroller General of the United States. Those standards require that we plan and perform the audit to obtain reasonable assurance about whether the financial statements are free from material misstatement.

An audit involves performing procedures to obtain audit evidence about the amounts and disclosures in the financial statements. The procedures selected depend on the auditor's judgment, including the assessment of the risks of material misstatement of the financial statements, whether due to fraud or error. In making those risk assessments, the auditor considers internal control relevant to the entity's preparation and fair presentation of the financial statements in order to design audit procedures that are appropriate in the circumstances, but not for the purpose of expressing an opinion on the effectiveness of the School District's internal control. Accordingly, we express no such opinion. An audit also includes evaluating the appropriateness of accounting policies used and the reasonableness of significant accounting estimates made by management, as well as evaluating the overall presentation of the financial statements.

We believe that the audit evidence we have obtained is sufficient and appropriate to provide a basis for our audit opinions.

### ***Opinions***

In our opinion, the financial statements referred to above present fairly, in all material respects, the respective financial position of the governmental activities, each major fund, and the aggregate remaining fund information of Meigs Local School District, Meigs County, Ohio, as of June 30, 2020, and the respective changes in financial position and where applicable, cash flows thereof and the budgetary comparison for the General Fund thereof for the year then ended in accordance with accounting principles generally accepted in the United States of America.

### ***Emphasis of Matter***

As discussed in Note 3 to the financial statements, during fiscal year 2020, the School District adopted new accounting guidance in Governmental Accounting Standards Board Statement No. 84, "Fiduciary Activities". The 2020 financial statements have been restated due to this implementation. We did not modify our opinion regarding this matter.

As discussed in Note 22 to the financial statements, the financial impact of COVID-19 and the continuing emergency measures will impact subsequent periods of the School District. We did not modify our opinion regarding this matter.

### ***Other Matters***

#### ***Required Supplementary Information***

Accounting principles generally accepted in the United States of America require that the management's discussion and analysis, the schedule of the School District's proportionate share of the net pension liability, the schedule of the School District's proportionate share of the net OPEB liability (asset), and the schedule of School District contributions on pages 4 through 11, 62 through 71, respectively, be presented to supplement the basic financial statements. Such information, although not a part of the basic financial statements, is required by the Governmental Accounting Standards Board who considers it to be an essential part of financial reporting for placing the basic financial statements in an appropriate operational, economic, or historical context. We have applied certain limited procedures to the required supplementary information in accordance with auditing standards generally accepted in the United States of America, which consisted of inquiries of management about the methods of preparing the information and comparing the information for consistency with management's responses to our inquiries, the basic financial statements, and other knowledge we obtained during our audit of the basic financial statements. We do not express an opinion or provide any assurance on the information because the limited procedures do not provide us with sufficient evidence to express an opinion or provide any assurance.

#### ***Other Information***


Our audit was conducted for the purpose of forming opinions on the financial statements that collectively comprise the School District's basic financial statements. The schedule of federal awards expenditures, as required by Title 2 U.S. Code of Federal Regulations Part 200, *Uniform Administrative Requirements, Cost Principles, and Audit Requirements for Federal Awards* (Uniform Guidance) is presented for purposes of additional analysis and is not a required part of the basic financial statements.



The schedule of federal awards expenditures is the responsibility of management and was derived from and relates directly to the underlying accounting and other records used to prepare the basic financial statements. Such information has been subjected to the auditing procedures applied in the audit of the basic financial statements and certain additional procedures, including comparing and reconciling such information directly to the underlying accounting and other records used to prepare the basic financial statements or to the basic financial statements themselves, and other additional procedures in accordance with auditing standards generally accepted in the United States of America. In our opinion, the schedule of federal awards expenditures is fairly stated, in all material respects, in relation to the basic financial statements as a whole.

**Other Reporting Required by *Government Auditing Standards***

In accordance with *Government Auditing Standards*, we have also issued our report dated March 8, 2021 on our consideration of the School District's internal control over financial reporting and on our tests of its compliance with certain provisions of laws, regulations, contracts, and grant agreements and other matters. The purpose of that report is solely to describe the scope of our testing of internal control over financial reporting and compliance and the results of that testing, and not to provide an opinion on the effectiveness of the School District's internal control over financial reporting or on compliance. That report is an integral part of an audit performed in accordance with *Government Auditing Standards* in considering the School District's internal control over financial reporting and compliance.



Millhuff-Stang, CPA, Inc.  
Portsmouth, Ohio

March 8, 2021

# Meigs Local School District, Ohio

*Management's Discussion and Analysis*

*For the Fiscal Year Ended June 30, 2020*

Unaudited

---

The discussion and analysis of the Meigs Local School District's financial performance provides an overall review of the School District's financial activities for the fiscal year ended June 30, 2020. The intent of this discussion and analysis is to look at the School District's financial performance as a whole; readers should also review the basic financial statements and the notes to the basic financial statements to enhance their understanding of the School District's financial performance.

## **Financial Highlights**

Key financial highlights for the fiscal year 2020 are as follows:

- Total net position of the School District decreased \$897,717. Restricted net position increased \$601,606. Unrestricted net position decreased \$1,526,023.
- General revenues accounted for \$20,341,808 in revenue or 73.1% of all revenues. Program specific revenues in the form of charges for services and sales, operating grants, contributions, and interest accounted for \$7,479,826 or 26.9% of total revenues of \$27,821,634.
- The School District had \$28,719,351 in expenses related to governmental activities; only \$7,479,826 of these expenses were offset by program specific charges for services and sales, grants, contributions, and interest. General revenues of \$20,341,808 were not adequate to provide for these programs.

## **Using this Annual Financial Report**

This annual report consists of a series of financial statements and notes to those statements. These statements are organized so the reader can understand the Meigs Local School District as a financial whole, an entire operating entity. The statements then proceed to provide an increasingly detailed look at specific financial activities and conditions.

The Statement of Net Position and Statement of Activities provide information about the activities of the whole School District, presenting both an aggregate view of the School District's finances and a longer-term view of those finances. Fund financial statements provide the next level of detail. For governmental funds, these statements tell how services were financed in the short-term as well as what remains for future spending. The fund financial statements also look at the School District's most significant funds with all other non-major funds presented in total in one column.

## ***Reporting the School District as a Whole***

### *Statement of Net Position and Statement of Activities*

While this document contains information about the large number of funds used by the School District to provide programs and activities for students, the view of the School District as a whole looks at all financial transactions and asks the question, "How did we do financially during fiscal year 2020?" The Statement of Net Position and the Statement of Activities answer this question. These statements include all assets, liabilities, and deferred inflows/outflows of resources using the accrual basis of accounting similar to the accounting used by most private-sector companies. This basis of accounting takes into account all of the current year's revenues and expenses regardless of when cash is received or paid.

These two statements report the School District's net position and changes in net position. This change in net position is important because it tells the reader that, for the School District as a whole, the financial position of the School District has improved or diminished. The causes of this change may be the result of

# Meigs Local School District, Ohio

*Management's Discussion and Analysis*

*For the Fiscal Year Ended June 30, 2020*

Unaudited

---

many factors, some financial, some not. Non-financial factors include the School District's property tax base, current property tax laws in Ohio restricting revenue growth, facility conditions, required educational programs, and other factors.

In the Statement of Net Position and the Statement of Activities, all of the School District's programs and services are reported as Governmental Activities including instruction, support services, operation of non-instructional services, extracurricular activities, and interest and fiscal charges.

## ***Reporting the School District's Most Significant Funds***

### *Fund Financial Statements*

A fund is a grouping of related accounts used to maintain control over resources that have been segregated for specific activities or objectives. The School District, like other state and local governments, uses fund accounting to ensure and demonstrate compliance with finance-related legal requirements. The analysis of the School District's major funds begins on page 10. Fund financial reports provide detailed information about the School District's major funds. The School District uses many funds to account for a multiple of financial transactions. However, these fund financial statements focus on the School District's most significant funds. The School District's major governmental funds are the General Fund and Bond Retirement Fund.

***Governmental Funds*** Most of the School District's activities are reported in governmental funds, which focus on how money flows into and out of those funds and the balances left at fiscal year end available for spending in future periods. These funds are reported using an accounting method called modified accrual accounting, which measures cash and all other financial assets that can readily be converted to cash. The governmental fund statements provide a detailed short-term view of the School District's general governmental operations and the basic services it provides. Governmental fund information helps you determine whether there are more or fewer financial resources that can be spent in the near future to finance educational programs. The relationship (or differences) between governmental activities (reported in the Statement of Net Position and the Statement of Activities) and governmental funds is reconciled in the financial statements.

***Proprietary Funds*** Proprietary funds use the same basis of accounting as business-type activities; therefore, these statements will essentially match. The School District's only fund of this type is the Self-Insurance Internal Service Fund. However, the activity of this fund is combined with the Governmental Activities on the entity wide financial statements.

***Fiduciary Funds*** Fiduciary funds are used to account for resources held for the benefit of parties outside the School District. They are not reflected on the government-wide financial statements because the resources from those funds are not available to support the School District's programs. The accounting method used for fiduciary funds is much like that used for the proprietary funds.

## **Reporting the School District's Fiduciary Responsibilities**

These activities are reported in a custodial fund. The School District's fiduciary activities are reported in a separate Statement of Net Position and Statement of Changes in Net Position. These activities are excluded from the School District's other financial statements because the assets cannot be utilized by the School District to finance its operations.

# Meigs Local School District, Ohio

## Management's Discussion and Analysis

For the Fiscal Year Ended June 30, 2020

Unaudited

### The School District as a Whole

Recall that the Statement of Net Position provides the perspective of the School District as a whole. Table 1 provides a summary of the School District's net position for 2020 compared to 2019.

Table 1  
Net Position

	2020	Restated 2019	Change
<b>Assets</b>			
Current and Other Assets	\$15,504,634	\$14,443,812	\$1,060,822
Capital Assets	20,643,461	21,102,747	(459,286)
Net OPEB Asset	1,395,446	1,355,899	39,547
Total Assets	37,543,541	36,902,458	641,083
<b>Deferred Outflows of Resources</b>			
Pension	4,992,157	7,201,748	(2,209,591)
OPEB	688,692	500,866	187,826
Total Deferred Outflows	5,680,849	7,702,614	(2,021,765)
<b>Liabilities</b>			
Other Liabilities	3,246,598	2,967,785	278,813
Long-Term Liabilities:			
Due Within One Year	656,561	556,064	100,497
Due in More Than One Year:			
Net Pension Liability	24,761,879	24,337,952	423,927
Net OPEB Liability	2,641,030	2,841,222	(200,192)
Other Amounts	2,446,947	2,747,935	(300,988)
Total Liabilities	33,753,015	33,450,958	302,057
<b>Deferred Inflow of Resources</b>			
Property Taxes	1,521,469	1,949,822	(428,353)
Pension	1,517,913	1,930,200	(412,287)
OPEB	2,516,170	2,460,552	55,618
Total Deferred Inflow of Resources	5,555,552	6,340,574	(785,022)
<b>Net Position</b>			
Net Investment in Capital Assets	18,843,250	18,816,550	26,700
Restricted	2,720,885	2,119,279	601,606
Unrestricted (Deficit)	(17,648,312)	(16,122,289)	(1,526,023)
Total Net Position	\$3,915,823	\$4,813,540	(\$897,717)

The net pension liability (NPL) is the largest single liability reported by the School District at June 30, 2020. GASB notes that pension and OPEB obligations, whether funded or unfunded, are part of the "employment exchange" – that is, the employee is trading his or her labor in exchange for wages, benefits, and the promise of a future pension and other postemployment benefits. GASB noted that the unfunded portion of this promise is a present obligation of the government, part of a bargained-for benefit to the employee, and should accordingly be reported by the government as a liability since they received the benefit of the exchange. However, the School District is not responsible for certain key factors affecting the balance of these liabilities. In Ohio, the employee shares the obligation of funding pension benefits with the employer. Both employer and employee contribution rates are capped by State statute. A change in these caps requires action of both Houses of the General Assembly and approval of the Governor. Benefit provisions are also determined by State statute. The Ohio revised Code permits, but does not require the retirement systems to provide healthcare to eligible benefit recipients. The retirement systems may allocate a portion of the employer contributions to provide for these OPEB benefits.

## Meigs Local School District, Ohio

*Management's Discussion and Analysis*

*For the Fiscal Year Ended June 30, 2020*

Unaudited

---

Most long-term liabilities have set repayment schedules or, in the case of compensated absences (i.e. sick and vacation leave), are satisfied through paid time-off or termination payments. There is no repayment schedule for the net pension liability or the net OPEB liability. As explained above, changes in benefits, contribution rates, and return on investments affect the balance of these liabilities, but are outside the control of the local government. In the event that contributions, investment returns, and other changes are insufficient to keep up with required payments, State statute does not assign/identify the responsible party for the unfunded portion. Due to the unique nature of how the net pension liability and the net OPEB liability are satisfied, these liabilities are separately identified within the long-term liability section of the statement of net position.

Total assets increased \$641,083, primarily due to increases in equity in pooled cash and cash equivalents, cash and cash equivalents with fiscal agents, and intergovernmental receivables which were offset by a decrease in capital assets due to the disposal of assets and depreciation. Total liabilities increased \$302,057. This increase is primarily due to the increase in net pension liabilities and offset by a decrease in the net OPEB liability as well as a decrease in other amounts due in more than one year due to the repayment of debt.

Total deferred outflows of resources decreased \$2,021,765, primarily due to a change in assumptions for STRS pension during 2019. This large increase in 2019, coupled with amortization of prior years' amounts, accounted for the large decrease in deferred outflows of resources between years. Total deferred inflows of resources decreased \$785,022. This decrease is partially due to a decrease in inflows from property taxes, which was caused by a decrease in overall property tax receivable as well as an increase in the amount available as an advance against the August settlement. Inflows related to pension also significantly decreased due to the amortization of prior years' amounts.

Table 2 shows the changes in net position for the fiscal year ended June 30, 2020, and comparisons to fiscal year 2019.

# Meigs Local School District, Ohio

## *Management's Discussion and Analysis*

*For the Fiscal Year Ended June 30, 2020*

Unaudited

Table 2  
Changes in Net Position

<b>Revenues</b>	2020	Restated 2019	Change
<b>Program Revenues:</b>			
Charges for Services and Sales	\$1,201,364	\$1,265,175	(\$63,811)
Operating Grants and Contributions	6,278,462	4,815,891	1,462,571
<b>Total Program Revenues</b>	<b>7,479,826</b>	<b>6,081,066</b>	<b>1,398,760</b>
<b>General Revenues:</b>			
Property Taxes	3,763,181	4,745,580	(982,399)
Grants and Entitlements	16,319,696	16,563,095	(243,399)
Investment Earnings	81,349	114,357	(33,008)
Gifts and Donations	400	4,900	(4,500)
Miscellaneous	177,182	162,335	14,847
Insurance Recoveries	0	5,882	(5,882)
<b>Total General Revenues</b>	<b>20,341,808</b>	<b>21,596,149</b>	<b>(1,254,341)</b>
<b>Total Revenues</b>	<b>27,821,634</b>	<b>27,677,215</b>	<b>144,419</b>
<b>Program Expenses</b>			
<b>Instruction:</b>			
Regular	10,387,377	9,224,798	1,162,579
Special	4,488,480	3,890,304	598,176
Vocational	1,156,487	1,027,668	128,819
Adult/Continuing	1,100	900	200
Student Intervention Services	273,768	71,435	202,333
<b>Support Services:</b>			
Pupils	1,733,287	1,566,161	167,126
Instructional Staff	1,025,231	865,406	159,825
Board of Education	95,198	83,282	11,916
Administration	2,170,430	1,879,718	290,712
Fiscal	620,999	578,935	42,064
Operation and Maintenance of Plant	2,612,488	2,817,191	(204,703)
Pupil Transportation	1,945,784	1,942,039	3,745
Central	72,779	61,314	11,465
<b>Operation of Non-Instructional Services:</b>			
Food Service Operations	1,365,619	1,333,548	32,071
Community Services	54,216	78,465	(24,249)
Extracurricular Activities	668,055	523,851	144,204
Interest and Fiscal Charges	48,053	59,605	(11,552)
<b>Total Expenses</b>	<b>28,719,351</b>	<b>26,004,620</b>	<b>2,714,731</b>
<b>Change in Net Position</b>	<b>(897,717)</b>	<b>1,672,595</b>	<b>(2,570,312)</b>
<b>Net Position at Beginning of Year</b>	<b>4,813,540</b>	<b>3,140,945</b>	<b>1,672,595</b>
<b>Net Position at End of Year</b>	<b>\$3,915,823</b>	<b>\$4,813,540</b>	<b>(\$897,717)</b>

The largest component of the increase in program expenses results from changes in benefit terms related to OPEB in the prior year. For the prior year, STRS adopted certain changes in benefit terms. As a result of these changes, OPEB expense for STRS increased from a negative \$2,943,058 in fiscal year 2019 to a negative OPEB expense of \$431,272 for fiscal year 2020.

# Meigs Local School District, Ohio

## *Management's Discussion and Analysis*

*For the Fiscal Year Ended June 30, 2020*

Unaudited

Property taxes made up approximately 13.5 percent of revenues for governmental activities for the School District. Property tax revenue decreased \$982,399 from 2019 due to a decrease in property tax receivable. Of the remaining revenues, the School District receives 81.2 percent from state foundation, federal, and state grants; 4.3 percent from charges for services; and 1.0 percent from investment earnings, unrestricted donations, and miscellaneous.

Approximately 56.8 percent of the School District's budget for expenditures is used to fund instructional expenses. Support services make up 35.8 percent of expenses and 7.4 percent is used for interest and fiscal charges, extracurricular activities, and operation of non-instructional services.

The Statement of Activities shows the cost of program services and the charges for services, grants, contributions, and interest earnings offsetting those services. Table 3 shows the total cost of services and the net cost of services. That is, it identifies the cost of those services supported by tax revenue and unrestricted state entitlements.

Table 3  
Cost of Services

	Total Cost of Services	Net Cost of Services	Restated Total Cost of Services	Restated Net Cost of Services
	2020	2020	2019	2019
<b>Program Expenses</b>				
Instruction:				
Regular	\$10,387,377	\$9,312,697	\$9,224,798	\$8,129,512
Special	4,488,480	1,490,434	3,890,304	1,271,088
Vocational	1,156,487	1,087,901	1,027,668	965,491
Adult/Continuing	1,100	1,100	900	900
Student Intervention	273,768	106,928	71,435	62,914
Support Services:				
Pupils	1,733,287	594,476	1,566,161	1,089,431
Instructional Staff	1,025,231	948,547	865,406	827,239
Board of Education	95,198	95,198	83,282	83,282
Administration	2,170,430	2,030,444	1,879,718	1,739,143
Fiscal	620,999	620,185	578,935	577,910
Operation and Maintenance of Plant	2,612,488	2,459,274	2,817,191	2,724,191
Pupil Transportation	1,945,784	1,816,626	1,942,039	1,892,305
Central	72,779	48,375	61,314	41,831
Operation of Non-Instructional Services:				
Food Service Operations	1,365,619	15,962	1,333,548	196,355
Community Services	54,216	50,495	78,465	49,100
Extracurricular Activities	668,055	512,830	523,851	213,257
Interest and Fiscal Charges	48,053	48,053	59,605	59,605
<b>Total</b>	<b>\$28,719,351</b>	<b>\$21,239,525</b>	<b>\$26,004,620</b>	<b>\$19,923,554</b>

The dependence upon tax revenues and State subsidies for governmental activities is apparent. 74.0% of program expenses are supported through taxes, unrestricted grants and entitlements, and other general revenues.

# Meigs Local School District, Ohio

## Management's Discussion and Analysis

For the Fiscal Year Ended June 30, 2020

Unaudited

### The School District Funds

The School District has two major funds: the General Fund and the Bond Retirement Fund. All governmental funds had total revenues of \$27,665,005 and expenditures of \$27,129,550. The General Fund's balance increased \$181,411 due primarily to increases in miscellaneous. This increase was partially offset by decreases in property and public utility property tax collections and intergovernmental revenues and increases in overall expenses. The Bond Retirement Fund's balance increased \$248,255 due to a decrease in expenditures.

### General Fund Budgeting Highlights

The School District's budget is prepared according to Ohio law and is based on accounting for certain transactions on a basis of cash receipts, disbursements, and encumbrances. The most significant budgeted fund is the General Fund.

During the course of fiscal year 2020, the School District amended its General Fund budget. The School District uses a modified site-based budgeting technique which is designed to tightly control total site budgets but provide flexibility for site management.

For the General Fund, final estimated revenue was \$22,368,617. Original estimated revenues were increased \$62,790, primarily to account for property tax revenue. Final budgeted expenditures were \$22,295,521. Original appropriations were increased \$496,318 among all expenditure classifications due to salary and benefits changes and grant funding levels becoming available. Appropriations were also increased during the fiscal year to cover any emergency maintenance issue that could arise.

### Capital Assets and Debt Administration

#### Capital Assets

At the end of fiscal year 2020, the School District had \$20,643,461 invested in capital assets. See Note 9 for more detailed information. Table 4 shows fiscal year 2020 balances compared to 2019.

Table 4  
Capital Assets  
(Net of Depreciation)

	2020	2019
Land	\$666,988	\$666,988
Buildings and Improvements	18,511,130	19,030,379
Furniture and Equipment	820,025	879,608
Vehicles	645,318	525,772
Totals	<u>\$20,643,461</u>	<u>\$21,102,747</u>



# Meigs Local School District, Ohio

*Management's Discussion and Analysis*

*For the Fiscal Year Ended June 30, 2020*

Unaudited

---

## **Debt**

The School District has refunding bonds, notes, and capital leases outstanding. Table 5 shows fiscal year 2020 balances compared to 2019.

Table 5  
Outstanding Debt, at Fiscal Year End

	2020	2019
2015 Refunding Bonds	\$1,450,000	\$1,875,000
2020 School Improvement Note	180,000	0
Capital Leases	350,211	411,197
Totals	<u>\$1,980,211</u>	<u>\$2,286,197</u>

See Notes 14 and 15 to the basic financial statements for more information on debt.

## **Current Issues**

The School District is financially stable and continues to have a positive cash balance. The School District heavily relies upon State funding for operations. Lower enrollment levels and health insurance utilization remain areas of concern for the School District.

The School District depended on its property taxpayers, as well as an adequate and equitable funding level from the State. With the passage of HB 166, the School District continued to remain stable. Delinquent tax collection efforts have improved within Meigs County. Currently, there are over \$2.3 million in delinquent taxes owed to the School District.

## **Contacting the School District's Financial Management**

This financial report is designed to provide our citizens, taxpayers, and investors and creditors with a general overview of the School District's finances and to show the School District's accountability for the money it receives. If you have any questions about this report or need additional financial information, contact Roy W. Johnson, Treasurer/CFO at Meigs Local School District, 41765 Pomeroy Pike, Pomeroy, Ohio 45769, or e-mail at [roy.johnson@meigslocal.org](mailto:roy.johnson@meigslocal.org).

**Meigs Local School District, Ohio**  
*Statement of Net Position*  
*June 30, 2020*

	Governmental Activities
<b>Assets</b>	
Equity in Pooled Cash and Cash Equivalents	\$7,247,559
Cash and Cash Equivalents with Fiscal Agents	1,258,265
Intergovernmental Receivable	781,109
Accounts Receivable	68,436
Inventory Held for Resale	13,282
Materials and Supplies Inventory	91,286
Prepaid Items	103,998
Property Taxes Receivable	5,940,699
Net OPEB Asset	1,395,446
Nondepreciable Capital Assets	666,988
Depreciable Capital Assets, Net	19,976,473
<i>Total Assets</i>	37,543,541
<b>Deferred Outflow of Resources</b>	
Pension	4,992,157
OPEB	688,692
<i>Total Deferred Outflows of Resources</i>	5,680,849
<b>Liabilities</b>	
Accounts Payable	132,805
Accrued Wages and Benefits Payable	1,996,139
Accrued Interest Payable	2,989
Vacation Benefits Payable	208,103
Intergovernmental Payable	484,463
Claims Payable	422,099
Long-Term Liabilities:	
Due within One Year	656,561
Due in More than One Year:	
Net Pension Liability	24,761,879
Net OPEB Liability	2,641,030
Other Amounts Due in More Than One Year	2,446,947
<i>Total Liabilities</i>	33,753,015
<b>Deferred Inflow of Resources</b>	
Property Taxes	1,521,469
Pension	1,517,913
OPEB	2,516,170
<i>Total Deferred Inflow of Resources</i>	5,555,552
<b>Net Position</b>	
Net Investment in Capital Assets	18,843,250
Restricted for:	
Debt Service	1,764,366
Other Purposes	195,054
Classroom Facilities Maintenance	121,984
Federal Grant Expenditures	347,326
Athletics	14,639
State Grant Expenditures	211,162
Local Programs	17,903
Student Activities	48,035
Unclaimed Monies	416
Unrestricted (Deficit)	(17,648,312)
<i>Total Net Position</i>	\$3,915,823

See accompanying notes to the basic financial statements

**Meigs Local School District, Ohio**  
*Statement of Activities*  
For the Fiscal Year Ended June, 30, 2020

	Program Revenues			Net (Expense)
	Expenses	Charges for Services and Sales	Operating Grants, Contributions and Interest	Revenue and Changes in Net Position
<b>Governmental Activities</b>				<b>Governmental Activities</b>
Instruction:				
Regular	\$10,387,377	\$914,563	\$160,117	(\$9,312,697)
Special	4,488,480	18,886	2,979,160	(1,490,434)
Vocational	1,156,487	1,220	67,366	(1,087,901)
Adult/Continuing	1,100	0	0	(1,100)
Student Intervention Services	273,768	0	166,840	(106,928)
Support Services:				
Pupils	1,733,287	10,940	1,127,871	(594,476)
Instructional Staff	1,025,231	0	76,684	(948,547)
Board of Education	95,198	0	0	(95,198)
Administration	2,170,430	0	139,986	(2,030,444)
Fiscal	620,999	0	814	(620,185)
Operation and Maintenance of Plant	2,612,488	0	153,214	(2,459,274)
Pupil Transportation	1,945,784	60,000	69,158	(1,816,626)
Central	72,779	0	24,404	(48,375)
Operation of Non-Instructional Services:				
Food Service Operations	1,365,619	47,739	1,301,918	(15,962)
Community Services	54,216	0	3,721	(50,495)
Extracurricular Activities	668,055	148,016	7,209	(512,830)
Interest and Fiscal Charges	48,053	0	0	(48,053)
<b>Totals</b>	<b>\$28,719,351</b>	<b>\$1,201,364</b>	<b>\$6,278,462</b>	<b>(21,239,525)</b>
<b>General Revenues</b>				
Property Taxes Levied for:				
				3,102,746
General Purposes				612,793
Debt Service				47,642
Classroom Facilities Maintenance				16,319,696
Grants and Entitlements not Restricted to Specific Programs				81,349
Investment Earnings				400
Gifts and Donations				177,182
Miscellaneous				<u>20,341,808</u>
<i>Total General Revenues</i>				<u>20,341,808</u>
<i>Change in Net Position</i>				(897,717)
<i>Net Position at Beginning of Year - Restated See Note 3</i>				<u>4,813,540</u>
<i>Net Position at End of Year</i>				<u><u>\$3,915,823</u></u>

See accompanying notes to the basic financial statements

**Meigs Local School District, Ohio**

*Balance Sheet*

*Governmental Funds*

*June 30, 2020*

	General	Bond Retirement	Other Governmental Funds	Total Governmental Funds
<b>Assets</b>				
Equity in Pooled Cash and Cash Equivalents	\$4,883,171	\$1,047,810	\$1,014,768	\$6,945,749
Receivables:				
Property Taxes	4,894,514	966,667	79,518	5,940,699
Accounts	60,354	0	8,082	68,436
Intergovernmental	20,102	0	761,007	781,109
Interfund	28,880	0	0	28,880
Prepaid Items	98,009	0	5,989	103,998
Inventory Held for Resale	0	0	13,282	13,282
Materials and Supplies Inventory	88,110	0	3,176	91,286
Restricted Assets:				
Equity in Pooled Cash and Cash Equivalents	416	0	0	416
<b>Total Assets</b>	<b>\$10,073,556</b>	<b>\$2,014,477</b>	<b>\$1,885,822</b>	<b>\$13,973,855</b>
<b>Liabilities, Deferred Inflows of Resources, and Fund Balances</b>				
<b>Liabilities</b>				
Accounts Payable	\$70,168	\$0	\$62,637	\$132,805
Accrued Wages and Benefits Payable	1,665,063	0	331,076	1,996,139
Intergovernmental Payable	420,039	0	64,424	484,463
Interfund Payable	0	0	28,880	28,880
<b>Total Liabilities</b>	<b>2,155,270</b>	<b>0</b>	<b>487,017</b>	<b>2,642,287</b>
<b>Deferred Inflows of Resources</b>				
Property Taxes	1,251,248	247,122	23,099	1,521,469
Unavailable Revenue	1,792,143	351,188	644,457	2,787,788
<b>Total Deferred Inflows of Resources</b>	<b>3,043,391</b>	<b>598,310</b>	<b>667,556</b>	<b>4,309,257</b>
<b>Fund Balances</b>				
Nonspendable:				
Inventories	88,110	0	3,176	91,286
Prepaid Items	98,009	0	5,989	103,998
Unclaimed Monies	416	0	0	416
Restricted for:				
Food Service Operations	0	0	2,392	2,392
Classroom Facilities Maintenance	0	0	96,557	96,557
Athletics	0	0	14,639	14,639
Student Activities	0	0	48,035	48,035
Debt Service	0	1,416,167	0	1,416,167
Local Programs	0	0	17,903	17,903
State Grant Expenditures	0	0	193,011	193,011
Other Purposes	0	0	195,054	195,054
Assigned to:				
Purchases on Order	428,332	0	0	428,332
Subsequent Year Appropriations	1,522,590	0	0	1,522,590
School Support Services	8,948	0	0	8,948
Building Improvements	0	0	180,000	180,000
Athletic Facility Upgrades	0	0	180,455	180,455
Unassigned (Deficit)	2,728,490	0	(205,962)	2,522,528
<b>Total Fund Balances</b>	<b>4,874,895</b>	<b>1,416,167</b>	<b>731,249</b>	<b>7,022,311</b>
<b>Total Liabilities, Deferred Inflows of Resources and Fund Balances</b>	<b>\$10,073,556</b>	<b>\$2,014,477</b>	<b>\$1,885,822</b>	<b>\$13,973,855</b>

See accompanying notes to the basic financial statements

**Meigs Local School District, Ohio**  
*Reconciliation of Total Governmental Fund Balances  
to Net Position of Governmental Activities  
June 30, 2020*

---

<b>Total Governmental Fund Balances</b>	<b>\$7,022,311</b>
---	--------------------

*Amounts reported for governmental activities in the statement  
of net position are different because*

Capital Assets used in governmental activities are not financial resources and therefore are not reported in the funds.	20,643,461
---	------------

Other long-term assets are not available to pay for current-period expenditures and therefore are not reported in the funds:	
Delinquent Property Taxes	2,154,782
Intergovernmental Revenues	620,564
Tuition and Fees	12,442
	2,787,788

An internal service fund is used by management to charge the costs of insurance to individual funds. The assets and liabilities of the internal fund are included in governmental activities in the statement of net position.	1,137,560
--	-----------

The net pension liability and net opeb liability/asset is not due and payable in the current period; therefore, the liability/asset and related deferred inflows/outflows are not reported in the governmental funds:	
Deferred Outflows - Pension	4,992,157
Deferred Inflows - Pension	(1,517,913)
Net Pension Liability	(24,761,879)
Deferred Outflows - OPEB	688,692
Deferred Inflows - OPEB	(2,516,170)
Net OPEB Asset	1,395,446
Net OPEB Liability	(2,641,030)
	(24,360,697)

Long-term liabilities are not due and payable in the current period and therefore are not reported in the funds:	
Refunding Bonds	(1,450,000)
School Improvement Notes	(180,000)
Capital Leases	(350,211)
Accrued Interest Payable	(2,989)
Sick Leave Benefits Payable	(1,123,297)
Vacation Benefits Payable	(208,103)
	(3,314,600)

Net Position of Governmental Activities	<b>\$3,915,823</b>
---	--------------------

See accompanying notes to the basic financial statements

**Meigs Local School District, Ohio**  
*Statement of Revenues, Expenditures and Changes in Fund Balances*  
*Governmental Funds*  
*For the Fiscal Year Ended June 30, 2020*

	General	Bond Retirement	Other Governmental Funds	Total Governmental Funds
<b>Revenues</b>				
Property Taxes	\$3,263,881	\$644,617	\$53,848	\$3,962,346
Intergovernmental	17,939,237	87,895	4,132,585	22,159,717
Investment Earnings	118,693	0	(36,179)	82,514
Tuition and Fees	990,513	0	0	990,513
Charges for Services and Sales	2,220	0	47,739	49,959
Extracurricular Activities	9,940	0	148,016	157,956
Gifts and Donations	856	0	13,739	14,595
Miscellaneous	239,311	0	8,094	247,405
<i>Total Revenues</i>	<u>22,564,651</u>	<u>732,512</u>	<u>4,367,842</u>	<u>27,665,005</u>
<b>Expenditures</b>				
Current:				
Instruction:				
Regular	9,467,305	0	162,139	9,629,444
Special	2,943,653	0	1,236,113	4,179,766
Vocational	1,048,849	0	60,468	1,109,317
Adult/Continuing	1,100	0	0	1,100
Student Intervention Services	134,187	0	133,272	267,459
Support Services:				
Pupils	768,601	0	822,737	1,591,338
Instructional Staff	865,935	0	60,412	926,347
Board of Education	90,881	0	0	90,881
Administration	1,746,520	0	140,016	1,886,536
Fiscal	539,194	21,182	1,781	562,157
Operation and Maintenance of Plant	2,366,023	0	230,652	2,596,675
Pupil Transportation	1,855,874	0	12,972	1,868,846
Central	49,006	0	23,773	72,779
Operation of Non-Instructional Services	49,302	0	1,240,582	1,289,884
Extracurricular Activities	329,314	0	172,744	502,058
Capital Outlay	20,319	0	0	20,319
Debt Service:				
Principal Retirement	60,986	425,000	0	485,986
Interest and Fiscal Charges	10,583	38,075	0	48,658
<i>Total Expenditures</i>	<u>22,347,632</u>	<u>484,257</u>	<u>4,297,661</u>	<u>27,129,550</u>
<i>Excess of Revenues Over Expenditures</i>	<u>217,019</u>	<u>248,255</u>	<u>70,181</u>	<u>535,455</u>
<b>Other Financing Sources (Uses)</b>				
Transfers In	0	0	35,608	35,608
Notes Issued	0	0	180,000	180,000
Transfers Out	(35,608)	0	0	(35,608)
<i>Total Other Financing Sources (Uses)</i>	<u>(35,608)</u>	<u>0</u>	<u>215,608</u>	<u>180,000</u>
<i>Net Change in Fund Balance</i>	181,411	248,255	285,789	715,455
<i>Fund Balances at Beginning of Year</i>				
- Restated See Note 3	4,693,484	1,167,912	445,460	6,306,856
<i>Fund Balances at End of Year</i>	<u>\$4,874,895</u>	<u>\$1,416,167</u>	<u>\$731,249</u>	<u>\$7,022,311</u>

See accompanying notes to the basic financial statements

**Meigs Local School District, Ohio**  
*Reconciliation of the Statement of Revenues, Expenditures and Changes  
in Fund Balances of Governmental Funds to the Statement of Activities  
For the Fiscal Year Ended June 30, 2020*

---

**Net Change in Fund Balances - Total Governmental Funds** \$715,455

*Amounts reported for governmental activities in the statement of activities are different because*

Governmental funds report capital outlays as expenditures. However, in the statement of activities, the cost of those assets is allocated over their estimated useful lives as depreciation expense. This is the amount by which depreciation exceeded capital outlays:

Capital Asset Additions	531,815	
Depreciation Expense	<u>(990,599)</u>	(458,784)

Governmental funds report only the disposal of capital assets to the extent proceeds are received from the sale. In the Statement of Activities, a gain or loss is reported for each disposal. This the amount of the loss on disposal of assets. (502)

Revenues in the statement of activities that do not provide current financial resources are not reported as revenues in the funds:

Delinquent Property Taxes	(199,165)	
Intergovernmental Revenues	423,081	
Tuition and Fees	2,936	
Miscellaneous	<u>(70,223)</u>	156,629

Repayment of principal is an expenditure in the governmental funds, but the repayment reduces long-term liabilities in the statement of net position. 485,986

Interest is reported as an expenditure when due in the governmental funds, but is accrued on outstanding debt on the statement of net position.  
Accrued Interest Payable 605

Long-term debt proceeds are other financing sources in the governmental funds, but the issuance increases long-term liabilities on the statement of net position:  
Notes Issued (180,000)

Contractually required contributions are reported as expenditures in governmental funds; however, the statement of net position reports these amounts as deferred outflows.  
Pension 1,903,228  
OPEB 59,321 1,962,549

Except for amounts reported as deferred inflows/outflows, changes in the net pension/OPEB liabilities/asset are reported as pension/OPEB expense in the statement of activities.  
Pension (4,124,459)  
OPEB 312,626 (3,811,833)

Some expenses reported in the statement of activities do not require the use of current financial resources and therefore are not reported as expenditures in governmental funds:  
Vacation Benefits Payable (26,442)  
Sick Leave Benefits Payable (105,495) (131,937)

The internal service fund used by management to charge the costs of insurance to individual funds is not reported in the district-wide statement of activities. Governmental fund expenditures and the related internal service fund revenues are eliminated. The net revenue (expense) of the internal service fund is allocated among the governmental funds. 364,115

*Change in Net Position of Governmental Activities* (\$897,717)

See accompanying notes to the basic financial statements

**Meigs Local School District, Ohio**  
*Statement of Revenues, Expenditures and Changes  
in Fund Balance - Budget and Actual (Budget Basis)  
General Fund  
For the Fiscal Year Ended June 30, 2020*

	<u>Budgeted Amounts</u>			Variance with Final Budget Positive (Negative)
	<u>Original</u>	<u>Final</u>	<u>Actual</u>	
<b>Revenues</b>				
Property Taxes	\$2,886,000	\$3,116,498	\$3,116,498	\$0
Intergovernmental	18,246,488	17,950,817	17,950,817	0
Investment Earnings	100,000	122,999	122,999	0
Tuition and Fees	991,080	990,513	990,513	0
Charges for Services	859	1,220	1,220	0
Gifts and Donations	400	400	400	0
Miscellaneous	81,000	186,170	186,170	0
<i>Total Revenues</i>	<u>22,305,827</u>	<u>22,368,617</u>	<u>22,368,617</u>	<u>0</u>
<b>Expenditures</b>				
Current:				
Instruction:				
Regular	9,105,124	9,313,109	9,313,109	0
Special	2,870,796	2,936,373	2,936,373	0
Vocational	998,197	1,020,999	1,020,999	0
Adult/Continuing	1,075	1,100	1,100	0
Student Intervention Services	133,130	136,171	136,171	0
Support Services:				
Pupils	807,041	825,476	825,476	0
Instructional Staff	879,239	899,323	899,323	0
Board of Education	100,669	102,969	102,969	0
Administration	1,683,685	1,722,145	1,722,145	0
Fiscal	556,255	568,961	568,961	0
Operation and Maintenance of Plant	2,340,095	2,393,549	2,393,549	0
Pupil Transportation	1,808,397	1,849,706	1,849,706	0
Central	51,623	52,802	52,802	0
Operation of Non-Instructional Services:				
Food Service Operations	6,758	6,912	6,912	0
Community Service	42,988	43,970	43,970	0
Extracurricular Activities	322,697	330,068	330,068	0
Capital Outlay	19,865	20,319	20,319	0
Debt Service:				
Principal	60,986	60,986	60,986	0
Interest	10,583	10,583	10,583	0
<i>Total Expenditures</i>	<u>21,799,203</u>	<u>22,295,521</u>	<u>22,295,521</u>	<u>0</u>
<i>Excess of Revenues Over Expenditures</i>	<u>506,624</u>	<u>73,096</u>	<u>73,096</u>	<u>0</u>
<b>Other Financing Sources (Uses)</b>				
Advances In	10,000	29,338	29,338	0
Transfers Out	(34,813)	(35,608)	(35,608)	0
Advances Out	(28,235)	(28,880)	(28,880)	0
<i>Total Other Financing Sources (Uses)</i>	<u>(53,048)</u>	<u>(35,150)</u>	<u>(35,150)</u>	<u>0</u>
<i>Net Change in Fund Balance</i>	453,576	37,946	37,946	0
<i>Fund Balance at Beginning of Year</i>	4,281,355	4,281,355	4,281,355	0
Prior Year Encumbrances Appropriated	280,683	280,683	280,683	0
<i>Fund Balance at End of Year</i>	<u>\$5,015,614</u>	<u>\$4,599,984</u>	<u>\$4,599,984</u>	<u>\$0</u>

See accompanying notes to the basic financial statements



**Meigs Local School District, Ohio**  
*Statement of Fund Net Position*  
*Internal Service Fund*  
*June 30, 2020*

---

<b>Current Assets</b>	
Equity in Pooled Cash and Cash Equivalents	\$301,394
Cash and Cash Equivalents with Fiscal Agents	<u>1,258,265</u>
<i>Total Assets</i>	1,559,659
 <b>Current Liabilities</b>	
Claims Payable	<u>422,099</u>
 <b>Net Position</b>	
Unrestricted	<u><u>\$1,137,560</u></u>

See accompanying notes to the basic financial statements

**Meigs Local School District, Ohio**  
*Statement of Revenues,  
Expenses and Changes in Fund Net Position  
Internal Service Fund  
For the Fiscal Year Ended June 30, 2020*

<b>Operating Revenues</b>	
Charges for Services	\$4,868,844
Other Revenue	652
	<hr/>
Total Operating Revenues	4,869,496
	<hr/>
<b>Operating Expenses</b>	
Purchased Services	217,547
Claims	4,263,845
Other	23,989
	<hr/>
<i>Total Operating Expenses</i>	4,505,381
	<hr/>
<i>Operating Income</i>	364,115
	<hr/>
<i>Net Position at Beginning of Year</i>	773,445
	<hr/>
<i>Net Position at End of Year</i>	\$1,137,560
	<hr/> <hr/>

See accompanying notes to the basic financial statements

**Meigs Local School District, Ohio**  
*Statement of Cash Flows*  
*Internal Service Fund*  
*For the Fiscal Year Ended June 30, 2020*

---

**Increase (Decrease) in Cash and Cash Equivalents**

**Cash Flows from Operating Activities:**

Cash Received from Transactions with Other Funds	\$4,869,496
Cash Payments to Suppliers for Services	(217,547)
Cash Payments for Claims	(4,500,521)
Cash Payments for Other	(23,989)
	<hr/>

*Net Cash Provided by Operating Activities* 127,439

*Cash and Cash Equivalents Beginning of Year* 

---

1,432,220

*Cash and Cash Equivalents End of Year* 

---

---

\$1,559,659

**Reconciliation of Operating Income to Net  
Cash Provided by Operating Activities**

Operating Income \$364,115

**Changes in Liabilities**

Decrease in Claims Payable 

---

(236,676)

*Net Cash Provided by Operating Activities* 

---

---

\$127,439

See accompanying notes to the basic financial statements

**Meigs Local School District, Ohio**

*Statement of Net Position*

*Custodial Fund*

*June 30, 2020*

---

**Assets**

Equity in Pooled Cash and Cash Equivalents \$1,921

**Liabilities**

Accounts Payable \$1,921

See accompanying notes to the basic financial statements

**Meigs Local School District, Ohio**  
*Statement of Changes in Fiduciary Net Position*  
*Custodial Fund*  
*For the Fiscal Year Ended June 30, 2020*

---

<b>Deductions</b>	
Distributions on Behalf of OHSAA	<u>\$2,383</u>
<i>Net Change in Fiduciary Net Position</i>	(2,383)
<i>Net Position at Beginning of Year - Restated See Note 3</i>	<u>2,383</u>
<i>Net Position at End of Year</i>	<u><u>\$0</u></u>

See accompanying notes to the basic financial statements

# Meigs Local School District, Ohio

*Notes to the Basic Financial Statements  
For the Fiscal Year Ended June 30, 2020*

---

## **Note 1 - Description of the District and Reporting Entity**

Meigs Local School District (the School District) is a body politic and corporate established for the purpose of exercising the rights and privileges conveyed to it by the constitution and laws of the State of Ohio.

The School District operates under a locally elected five-member Board form of government and provides educational services as mandated by State and federal agencies. This Board of Education controls the School District's instructional/support facilities staffed by 92 classified personnel, 153 certificated full time teaching personnel, and 9 administrators who provide services to 1,735 students and other community members.

### ***Reporting Entity***

The reporting entity is composed of the primary government, component units, and other organizations that are included to ensure that the financial statements of the School District are not misleading. The primary government consists of all funds, departments, boards, and agencies that are not legally separate from the School District. For the School District, this includes general operations, food service, vocational, and student related activities of the School District.

Component units are legally separate organizations for which the School District is financially accountable. The School District is financially accountable for an organization if the School District appoints a voting majority of the organization's governing board and (1) the School District is able to significantly influence the programs or services performed or provided by the organization; or (2) the School District is legally entitled to or can otherwise access the organization's resources; the School District is legally obligated or has otherwise assumed the responsibility to finance the deficits of, or provide financial support to, the organization; or the School District is obligated for the debt of the organization. Component units may also include organizations that are fiscally dependent on the School District in that the School District approves the budget, the issuance of debt, or the levying of taxes for the organization. The School District has no component units.

The School District participates in the Metropolitan Educational Technology Association (META) Solutions and the Coalition of Rural and Appalachian Schools, which are defined as jointly governed organizations, and the Ohio School Boards Association Workers' Compensation Group Rating Program, and the Jefferson Health Plan, which are defined as insurance purchasing pools. These organizations are discussed in Note 17 and 18 to the basic financial statements.

## **Note 2 - Summary of Significant Accounting Policies**

The basic financial statements of the Meigs Local School District have been prepared in conformity with accounting principles generally accepted in the United States of America (GAAP) as applied to governmental units. The Governmental Accounting Standards Board (GASB) is the accepted standard-setting body for establishing governmental accounting and financial reporting principles. The more significant of the School District's accounting policies are described as follows:

### ***A. Basis of Presentation***

The School District's basic financial statements consist of government-wide statements, including a statement of net position and a statement of activities, and fund financial statements, which provide a more detailed level of financial information.

# Meigs Local School District, Ohio

*Notes to the Basic Financial Statements  
For the Fiscal Year Ended June 30, 2020*

---

**Government-wide Financial Statements** The statement of net position and the statement of activities display information about the School District as a whole. These statements include the financial activities of the primary government, except for fiduciary funds. The activity of the internal service fund is eliminated to avoid “doubling up” revenues and expenses. The statements usually distinguish between those activities of the School District that are governmental in nature and those that are considered business-type activities. Governmental activities generally are financed through taxes, intergovernmental receipts, or other nonexchange transactions. Business-type activities are financed in whole or in part by fees charged to external parties for goods or services. The School District does not have any business-type activities.

The statement of net position presents the financial condition of the governmental activities of the School District at fiscal year end. The statement of activities presents a comparison between direct expenses and program revenues for each program or function of the School District’s governmental activities. Direct expenses are those that are specifically associated with a service, program, or department, and therefore clearly identifiable to a particular function. Program revenues include charges paid by the recipient of the goods or services offered by the program, grants, and contributions that are restricted to meeting the operational or capital requirements of a particular program, and interest earned on grants that is required to be used to support a particular program. Revenues which are not classified as program revenues are presented as general revenues of the School District. The comparison of direct expenses with program revenues identifies the extent to which each governmental function is self-financing or draws from the general revenues of the School District.

**Fund Financial Statements** During the fiscal year, the School District segregates transactions related to certain School District functions or activities in separate funds in order to aid financial management and to demonstrate legal compliance. Fund financial statements are designed to present financial information of the School District at this more detailed level. The focus of governmental fund financial statements is on major funds. Each major fund is presented in a separate column. Non-major funds are aggregated and presented in a single column. Fiduciary funds are reported by type.

## ***B. Fund Accounting***

The School District uses funds to maintain its financial records during the fiscal year. A fund is defined as a fiscal and accounting entity with a self-balancing set of accounts. The funds used by the School District are divided into three categories: governmental, proprietary, and fiduciary.

**Governmental Funds** Governmental funds are those through which most governmental functions typically are financed. Governmental fund reporting focuses on the sources, uses, and balances of current financial resources. Expendable assets are assigned to the various governmental funds according to the purposes for which they may or must be used. Current liabilities are assigned to the fund from which they will be paid. The difference between governmental fund assets and deferred outflows of resources, and liabilities and deferred inflows of resources is reported as fund balance. The following are the School District’s major governmental funds:

**General Fund** The General Fund accounts for and reports all financial resources except those required to be accounted for in another fund. The General Fund balance is available to the School District for any purpose, provided it is expended and transferred according to the general laws of Ohio.

# Meigs Local School District, Ohio

*Notes to the Basic Financial Statements*

*For the Fiscal Year Ended June 30, 2020*

---

***Bond Retirement Fund*** The Bond Retirement Fund is used to account for property tax revenues to pay the principal and related interest on the school improvement bonds.

The other governmental funds of the School District account for grants and other resources whose use is restricted to a particular purpose.

***Proprietary Funds*** Proprietary funds are used to account for the School District's ongoing activities that are similar to those found in the private sector. The following is the School District's proprietary fund:

***Internal Service Fund*** The Internal Service Fund accounts for the financing of services provided by one department or agency to other departments or agencies of the School District on a cost reimbursement basis. The School District's only Internal Service Fund accounts for the operation of the School District's self-insurance program for employee medical/surgical and dental claims.

***Fiduciary Funds*** Fiduciary fund reporting focuses on net position and changes in net position. The fiduciary fund category is split into four classifications: pension (and other employee benefits) trust funds, investment trust funds, private-purpose trust funds, and custodial funds. Trust funds are used to account for assets held by the School District under a trust agreement for individuals, private organizations, or other governments and are therefore not available to support the School District's own programs. The School District has no trust funds. Custodial funds are used to report fiduciary activities that are not required to be reported in a trust fund. The School District's custodial fund accounts for high school athletic tournaments.

## ***C. Measurement Focus***

***Government-wide Financial Statements*** The government-wide financial statements are prepared using a flow of economic resources measurement focus. All assets, liabilities, and deferred inflows/outflows of resources associated with the operation of the School District are included on the statement of net position. The statement of activities accounts for increases (revenues) and decreases (expenses) in total net position.

***Fund Financial Statements*** All governmental funds are accounted for using a flow of current financial resources measurement focus. With this measurement focus, only current assets, current liabilities, and certain deferred inflows/outflows of resources generally are included on the balance sheet. The statement of revenues, expenditures and changes in fund balances reports on the sources (i.e., revenues and other financing sources) and uses (i.e., expenditures and other financing uses) of current financial resources. This approach differs from the manner in which the governmental activities of the government-wide financial statements are prepared. Governmental fund financial statements therefore include a reconciliation with brief explanations to better identify the relationship between the government-wide statements and the statements for governmental funds.

Like the government-wide statements, all proprietary and fiduciary funds are accounted for on a flow of economic resources measurement focus. All assets and deferred outflows of resources and all liabilities and deferred inflows of resources associated with the operation of these funds are included on the statement of fund net position. In fiduciary funds, a liability to the beneficiaries of fiduciary activity is recognized when an event has occurred that compels the government to disburse fiduciary resources. Fiduciary fund liabilities other than those to beneficiaries are recognized using the economic resources measurement focus.



# Meigs Local School District, Ohio

*Notes to the Basic Financial Statements  
For the Fiscal Year Ended June 30, 2020*

---

## ***D. Basis of Accounting***

Basis of accounting determines when transactions are recorded in the financial records and reported on the financial statements. Government-wide financial statements and the statements presented for proprietary and fiduciary funds are prepared using the accrual basis of accounting. Governmental funds use the modified accrual basis of accounting. Differences in the accrual and modified accrual basis of accounting arise in the recognition of revenue, in the recording of deferred outflows/inflows of resources, and in the presentation of expenses versus expenditures.

***Revenues - Exchange and Non-Exchange Transactions*** Revenue resulting from exchange transactions, in which each party gives and receives essentially equal value, is recorded on the accrual basis when the exchange takes place. On a modified accrual basis, revenue is recorded in the fiscal year in which the resources are measurable and become available. Available means that the resources will be collected within the current fiscal year or are expected to be collected soon enough thereafter to be used to pay liabilities of the current fiscal year. For the School District, available means expected to be received within sixty days of fiscal year end.

Nonexchange transactions, in which the School District receives value without directly giving equal value in return, include property taxes, grants, entitlements, and donations. On the accrual basis, revenue from property taxes is recognized in the fiscal year for which the taxes are levied (See Note 7). Revenue from grants, entitlements, and donations is recognized in the fiscal year in which all eligibility requirements have been satisfied. Eligibility requirements include timing requirements, which specify the year when the resources are required to be used or the year when use is first permitted; matching requirements, in which the School District must provide local resources to be used for a specified purpose; and expenditure requirements, in which the resources are provided to the School District on a reimbursement basis.

On a modified accrual basis, revenue from nonexchange transactions must also be available before it can be recognized. Under the modified accrual basis, the following revenue sources are considered to be both measurable and available at fiscal year end: property taxes available as an advance, interest, tuition, grants, fees, and rentals.

***Deferred Outflows/Inflows of Resources*** In addition to assets, the statements of financial position will sometimes report a separate section for deferred outflows of resources. Deferred outflows of resources represent a consumption of net position that applies to a future period and will not be recognized as an outflow of resources (expense/expenditure) until then. For the School District, deferred outflows of resources are reported on the government-wide statement of net position for deferred charges for pension and OPEB plans. The deferred outflows of resources related to pension and OPEB are explained in Notes 11 and 12.

In addition to liabilities, the statements of financial position report a separate section for deferred inflows of resources. Deferred inflows of resources represent an acquisition of net position that applies to a future period and will not be recognized until that time. For the School District, deferred inflows of resources include property taxes, pension, OPEB plans, and unavailable revenue. Property taxes represent amounts for which there is an enforceable legal claim as of June 30, 2020, but which were levied to finance fiscal year 2021 operations. These amounts have been recorded as a deferred inflow on both the government-wide statement of net position and governmental fund financial statements. Unavailable revenue is reported only on the governmental funds balance sheet and represents receivables which will not be collected within the available period. For the School District, unavailable revenue includes delinquent property taxes, intergovernmental revenues, and tuition and fees. These amounts are deferred and recognized as an inflow of resources in the period the amounts become available. The details of these

## Meigs Local School District, Ohio

*Notes to the Basic Financial Statements*

*For the Fiscal Year Ended June 30, 2020*

---

unavailable revenues are identified on the Reconciliation of Total Governmental Fund Balance to Net Position of Governmental Activities found on page 15. Deferred inflows of resources related to pension and OPEB plans are reported on the government-wide statement of net position. (See Notes 11 and 12)

***Expenses/Expenditures*** On the accrual basis of accounting, expenses are recognized at the time they are incurred.

The measurement focus of governmental fund accounting is on decreases in net financial resources (expenditures) rather than expenses. Expenditures are generally recognized in the accounting period in which the related fund liability is incurred, if measurable. Allocations of cost, such as depreciation and amortization, are not recognized in governmental funds.

### ***E. Budgetary Process***

All funds, other than custodial funds, are legally required to be budgeted and appropriated. The major documents prepared are the tax budget, the appropriation resolution, and the certificate of estimated resources, which are prepared on the budgetary basis of accounting. The tax budget demonstrates a need for existing or increased tax rates. The certificate of estimated resources establishes a limit on the amounts that the Board of Education may appropriate. The appropriation resolution is the Board's authorization to spend resources and set annual limits on expenditures plus encumbrances at a level of control selected by the Board. The legal level of control has been established by the Board of Education at the fund level. The Treasurer maintains budgetary information at the fund, function, and object level and has the authority to allocate appropriations at the function and object level.

The certificate of estimated resources may be amended during the fiscal year if projected increases or decreases in revenue are identified by the School District Treasurer. The amounts reported as the original budgeted amounts in the budgetary statement reflect the amounts in the certificate when the original appropriations were adopted. The amounts reported as the final budgeted amounts in the budgetary statement reflect the amounts in the amended certificate in effect when final appropriations for the fiscal year were passed.

The appropriation resolution is subject to amendment by the Board throughout the fiscal year with the restriction that appropriations may not exceed estimated revenues. The amounts reported as the original budgeted amounts reflect the first appropriation for that fund that covered the entire fiscal year, including amounts automatically carried over from prior years. The amounts reported as the final budgeted amounts represent the final appropriation amounts passed by the Board during the fiscal year.

### ***F. Cash and Investments***

To improve cash management, cash received by the School District is pooled. Monies for all funds are maintained in this pool. Individual fund integrity is maintained through the School District's records. Interest in the pool is presented as "Equity in Pooled Cash and Cash Equivalents."

The School District participates in the Jefferson Health Plan insurance consortium for self-insurance. These monies are held separate from the School District's central bank account and are reflected in the financial statements as "cash and cash equivalents with fiscal agents".

During fiscal year 2020, investments were limited to common stock, which is reported at fair value based on quoted market prices.

## **Meigs Local School District, Ohio**

*Notes to the Basic Financial Statements  
For the Fiscal Year Ended June 30, 2020*

---

Following Ohio statutes, the Board of Education has, by resolution, specified the funds to receive an allocation of interest earnings. Interest revenue credited to the General Fund during fiscal year 2020 amounted to \$118,693, which includes \$38,404 assigned from other School District funds.

Investments of the cash management pool and investments with original maturities of three months or less at the time they are purchased by the School District are presented on the financial statements as cash equivalents. Investments with an initial maturity of more than three months not purchased from the pool are reported as investments.

There were no limitations or restrictions on any participant withdrawals due to redemption notice periods, liquidity fees, or redemption gates. However, 24 hours advance notice is appreciated for deposits and withdrawals of \$100 million or more. STAR Ohio reserves the right to limit the transaction to \$100 million per day, requiring the excess amount to be transacted the following business day(s), but only to the \$100 million limit. All accounts of the participant will be combined for these purposes.

### ***G. Inventory***

Inventories are presented at cost on a first-in, first-out basis and are expensed/expensed when used. Inventories consist of administrative supplies held for consumption and donated and purchased food held for resale.

### ***H. Prepaid Items***

Payments made to vendors for services that will benefit periods beyond June 30, 2020, are recorded as prepaid items using the consumption method. A current asset for the prepaid amount is recorded at the time of the purchase and an expenditure/expense is reported in the fiscal year in which the services are consumed.

### ***I. Capital Assets***

General capital assets are capital assets which are associated with and generally arise from governmental activities. They generally result from expenditures in the governmental funds. General capital assets are reported in the governmental activities column of the government-wide statement of net position but are not reported in the fund financial statements.

All capital assets are capitalized at cost (or estimated historical cost) and updated for additions and retirements during the year. The School District was able to estimate the historical cost for the initial reporting of infrastructure by back trending (i.e., estimating the current replacement cost of the infrastructure to be capitalized and using an appropriate price-level index to deflate the cost to the acquisition year or estimated acquisition year). Donated capital assets are recorded at their acquisition values as of the date received. The School District maintains a capitalization threshold of one thousand dollars. Improvements are capitalized; the costs of normal maintenance and repairs that do not add to the value of the asset or materially extend an asset's life are not capitalized.

All reported capital assets, except land, are depreciated. Improvements are depreciated over the remaining useful lives of the related capital assets. Depreciation is computed using the straight-line method over the following useful lives:

## Meigs Local School District, Ohio

*Notes to the Basic Financial Statements  
For the Fiscal Year Ended June 30, 2020*

---

<u>Description</u>	<u>Estimated Lives</u>
Buildings and Improvements	20 - 50 years
Furniture and Equipment	5 - 20 years
Vehicles	5 - 10 years

### ***J. Compensated Absences***

Vacation benefits are accrued as a liability as the benefits are earned if the employees' rights to receive compensation are attributable to services already rendered and it is probable that the School District will compensate the employees for the benefits through paid time off or some other means. The School District records a liability for accumulated vacation leave after an employee's anniversary hire date. The liability for vacation benefits is recorded as "vacation benefits payable", rather than long-term liabilities, as the balances are to be used by employees in the fiscal year following the fiscal year in which the benefit was earned.

Sick leave benefits are accrued as a liability using the termination method. An accrual for earned sick leave is made to the extent it is probable that benefits will result in termination payments. The liability is an estimate based on the School District's past experience of making termination payments.

### ***K. Accrued Liabilities and Long-Term Obligations***

All payables, accrued liabilities, and long-term obligations are reported in the government-wide financial statements.

In general, governmental fund payables and accrued liabilities that, once incurred, are paid in a timely manner and in full from current financial resources are reported as obligations of the funds. However, claims and judgments and compensated absences that will be paid from governmental funds are reported as a liability in the fund financial statements only to the extent that they are due for payment during the current fiscal year. Bonds, notes, and capital leases are recognized as a liability on the governmental fund financial statements when due. Net pension/OPEB liability should be recognized in the governmental funds to the extent that benefit payments are due and payable and the pension/OPEB plan's fiduciary net position is not sufficient for payment of those benefits.

### ***L. Internal Activity***

Transfers within governmental activities are eliminated on the government-wide statements. Internal allocations of overhead expenses from one program to another or within the same program are eliminated on the Statement of Activities. Payments of interfund services provided and used are not eliminated.

Exchange transactions between funds are reported as revenues in the seller funds and as expenditures/expenses in the purchaser funds. Flows of cash or goods from one fund to another without a requirement for repayment are reported as interfund transfers. Interfund transfers are reported as other financing sources/uses in governmental funds. Repayments from funds responsible for particular expenditures/expenses to the funds that initially paid for them are not presented on the financial statements.

## Meigs Local School District, Ohio

Notes to the Basic Financial Statements  
For the Fiscal Year Ended June 30, 2020

---

### ***M. Interfund Balances***

Interfund receivables and payables resulting from short-term interfund loans or interfund services provided and used are classified as "interfund receivables/payables". These amounts are eliminated in the governmental activities column of the statement of net position.

### ***N. Restricted Assets***

Assets are reported as restricted assets when limitations on their use change the normal understanding of the availability of the asset. Such constraints are either imposed by creditors, contributors, grantors, or laws of other government or imposed by law through constitutional provisions or enabling legislation. Unclaimed monies that are required to be held for five years before they may be utilized by the School District are reported as restricted.

### ***O. Fund Balance***

Fund balance is divided into five classifications based primarily on the extent to which the School District is bound to observe constraints imposed upon the use of the resources in governmental funds. The classifications are as follows:

**Nonspendable:** The nonspendable fund balance category includes amounts that cannot be spent because they are not in spendable form, or are legally or contractually required to be maintained intact. The "not in spendable form" includes items that are not expected to be converted to cash.

**Restricted:** Fund balance is reported as restricted when constraints placed on the use of resources are either externally imposed by creditors (such as through debt covenants), grantors, contributors, or laws or regulations of other governments; or is imposed by law through constitutional provisions.

**Committed:** The committed fund balance classification includes amounts that can be used only for the specific purposes determined by a formal action (resolution) of the School District Board of Education. Those committed amounts cannot be used for any other purpose unless the School District Board of Education removes or changes the specified use by taking the same type of action (resolution) it employed to previously commit those amounts. Committed fund balance also incorporates contractual obligations to the extent that existing resources in the fund have been specifically committed for the use in satisfying those contractual requirements.

**Assigned:** Amounts in the assigned fund balance classification are intended to be used by the District for specific purposes but do not meet the criteria to be classified as restricted or committed. In governmental funds other than the General Fund, assigned fund balance represents the remaining amount that is not restricted or committed. In the General Fund, assigned amounts represent intended uses established by the School District Board of Education or a School District official delegated that authority by resolution or by State Statute. State statute authorizes the School District's Treasurer to assign fund balance for purchases on order provided such amounts have been lawfully appropriated. The School District's Board of Education assigned fund balance to cover a gap between estimated revenue and appropriations in fiscal year 2021's appropriated budget.

**Unassigned:** The unassigned fund balance is the residual classification for the General Fund and includes amounts not contained in the other classifications. In other governmental funds, the unassigned classification is used only to report a deficit balance.

## **Meigs Local School District, Ohio**

*Notes to the Basic Financial Statements  
For the Fiscal Year Ended June 30, 2020*

---

The School District applies restricted resources first when expenditures are incurred for purposes for which either restricted or unrestricted (committed, assigned, and unassigned) amounts are available. Similarly, within unrestricted fund balance, committed amounts are reduced first, followed by assigned, and then unassigned amounts when expenditures are incurred for purposes for which the amounts in any of the unrestricted fund balance classifications could be used.

### ***P. Net Position***

Net position represents the difference between assets, liabilities, and deferred inflows/outflows of resources. Net investment in capital assets consists of capital assets, net of accumulated depreciation, reduced by the outstanding balances of any borrowing used for the acquisition, construction, or improvement of those assets. Net position is reported as restricted when there are limitations imposed on their use either through external restrictions imposed by creditors, grantors, or laws or regulations of other governments. Net position restricted for other purposes include investments donated to the School District for which a specific purpose has not been identified.

The School District applies restricted resources first when an expense is incurred for purposes for which both restricted and unrestricted net position are available.

### ***Q. Pensions/Other Postemployment Benefits (OPEB)***

For purposes of measuring the net pension/OPEB liability (asset), deferred outflows of resources and deferred inflows of resources related to pensions/OPEB, and pension/OPEB expense, information about the fiduciary net position of the pension/OPEB plans and additions to/deductions from their fiduciary net position have been determined on the same basis as they are reported by the pension/OPEB plan. For this purpose, benefit payments (including refunds of employee contributions) are recognized when due and payable in accordance with the benefit terms. The pension/OPEB plans report investments at fair value.

### ***R. Operating Revenues and Expenses***

Operating revenues are those revenues that are generated directly from the primary activity of the proprietary fund. For the School District, these revenues are charges for services for self-insurance programs. Operating expenses are necessary costs incurred to provide the good or service that are the primary activity of the fund. Revenues and expenses not meeting this definition are reported as non-operating.

### ***S. Extraordinary and Special Items***

Extraordinary items are transactions or events that are both unusual in nature and infrequent in occurrence. Special items are transactions or events that are within the control of the Board of Education and that are either unusual in nature or infrequent in occurrence.

### ***T. Estimates***

The preparation of financial statements in conformity with generally accepted accounting principles requires management to make estimates and assumptions that affect the amounts reported in the financial statements and accompanying notes. Actual results may differ from those estimates.

## Meigs Local School District, Ohio

*Notes to the Basic Financial Statements  
For the Fiscal Year Ended June 30, 2020*

### Note 3 - Changes in Accounting Principles and Restatement of Fund Balances and Net Position

The Governmental Accounting Standards Board (GASB) recently issued GASB Statement No. 95, *Postponement of the Effective Dates of Certain Authoritative Guidance*. The School District evaluated implementing these certain GASB pronouncements based on the guidance in GASB 95.

For fiscal year 2020, the School District implemented GASB Statement No. 84, *Fiduciary Activities*, and related guidance from (GASB) Implementation Guide No. 2019-2, *Fiduciary Activities*.

For fiscal year 2020, the School District also implemented the Governmental Accounting Standards Board's (GASB) *Implementation Guide No. 2018-1*. These changes were incorporated in the School District's 2020 financial statements; however, there was no effect on beginning net position/fund balance.

GASB Statement No. 84 established specific criteria for identifying activities that should be reported as fiduciary activities and clarifies whether and how business type activities should report their fiduciary activities. Due to the implementation of GASB Statement No. 84, the School District will no longer be reporting agency funds. The School District reviewed its agency funds and certain funds will be reported in the new fiduciary fund classification of custodial funds, while others have been reclassified as governmental funds. These fund reclassifications resulted in the restatement of the School District's financial statements.

#### ***Restatement of Fund Balances and Net Position***

The implementation of GASB Statement No. 84 had the following effect on fund balance as of June 30, 2019:

	Governmental Funds			
	Bond			Total
	General	Retirement	Non-Major	
Fund Balances, June 30, 2019	\$4,693,484	\$1,167,912	\$410,318	\$6,271,714
Adjustments:				
GASB 84	0	0	35,142	35,142
Restated Fund Balances, June 30, 2019	\$4,693,484	\$1,167,912	\$445,460	\$6,306,856

The implementation of GASB Statement No. 84 had the following effect on net position as of June 30, 2019:

	Governmental Activities
Net Position June 30, 2019	\$4,778,398
Adjustments:	
GASB 84	35,142
Restated Net Position June 30, 2019	\$4,813,540

The implementation of GASB Statement No. 84 had the following effect on net position as of June 30, 2019:

# Meigs Local School District, Ohio

Notes to the Basic Financial Statements

For the Fiscal Year Ended June 30, 2020

	Fiduciary Funds	
	Agency	Custodial
Net Position June 30, 2019	\$0	\$0
Adjustments:		
Assets	(37,525)	2,383
Liabilities	37,525	0
Restated Net Position June 30, 2019	\$0	\$2,383

## Note 4 - Fund Deficits

Fund balances at June 30, 2020, included the following individual fund deficits:

### Special Revenue Funds:

Title I	\$100,118
Special Education Part B-Idea	47,803
Miscellaneous Federal Grants	34,646
Title II-A	15,481
Vocational Education	4,389

The General Fund is liable for any deficits in these funds and provides transfers when cash is required, not when accruals occur. The deficit fund balances in the funds result from adjustments for accrued liabilities.

## Note 5 - Budgetary Basis of Accounting

While the School District is reporting financial position, results of operations, and changes in fund balance on the basis of generally accepted accounting principles (GAAP), the budgetary basis as provided by law is based upon accounting for certain transactions on a basis of cash receipts, disbursements and encumbrances. The Statement of Revenues, Expenditures and Changes in Fund Balances - Budget and Actual (Budget Basis) for the General Fund is presented on the budgetary basis to provide a meaningful comparison of actual results with the budget. The major differences between the budget basis and GAAP basis are that:

1. Revenues are recorded when received in cash (budget basis) as opposed to when susceptible to accrual (GAAP basis).
2. Expenditures are recorded when paid in cash (budget basis) as opposed to when the liability is incurred (GAAP basis).
3. Encumbrances are treated as expenditures (budget basis) rather than as an assignment of fund balance (GAAP basis).
4. Prepaid items and unreported cash are reported on the balance sheet (GAAP basis), but not on the budgetary basis.
5. Advances In and Advances Out are operating transactions (budget basis) as opposed to balance sheet transactions (GAAP basis).
6. Certain funds are accounted for as separate funds internally with legally adopted budgets (budget basis) that do not meet the definition of special revenue funds under GASB Statement No. 54 and were reported with the General Fund (GAAP basis).



# Meigs Local School District, Ohio

Notes to the Basic Financial Statements  
For the Fiscal Year Ended June 30, 2020

The following tables summarize the adjustments necessary to reconcile the GAAP and budgetary basis statements:

	General Fund
GAAP Basis	\$181,411
Revenue Accruals	(188,401)
Expenditure Accruals	232,492
Unreported Cash:	
Beginning of Fiscal Year	4,555
End of Fiscal Year	(249)
Prepaid Items:	
Beginning of Fiscal Year	176,650
End of Fiscal Year	(98,006)
Advances In	29,338
Advances Out	(28,880)
To reclassify excess of expenditures over revenues into financial statement fund types	3,910
Encumbrances	(274,874)
Budget Basis	<u>\$37,946</u>

## Note 6 - Deposits and Investments

Monies held by the School District are classified by State statute into three categories.

Active deposits are public deposits determined to be necessary to meet current demands upon the School District treasury. Active monies must be maintained either as cash in the School District treasury, in commercial accounts payable or withdrawable on demand, including negotiable order of withdrawal (NOW) accounts, or in money market deposit accounts.

Inactive deposits are public deposits that the Board has identified as not required for use within the current five year period of designation of depositories. Inactive deposits must either be evidenced by certificates of deposit maturing not later than the end of the current period of designation of depositories, or by savings or deposit accounts including, but not limited to, passbook accounts.

Interim deposits are deposits of interim monies. Interim monies are those monies which are not needed for immediate use but which will be needed before the end of the current period of designation of depositories. Interim deposits must be evidenced by time certificates of deposit maturing not more than one year from the date of deposit or by savings or deposit accounts, including passbook accounts.

Protection of the School District's deposits is provided by the Federal Deposit Insurance Corporation (FDIC) and by a letter of credit from United Bankers Bank.

Interim monies held by the School District can be deposited or invested in the following securities:

1. United States Treasury bills, bonds, notes, or any other obligation or security issued by the United States Treasury, or any other obligation guaranteed as to principal and interest by the United States;

## Meigs Local School District, Ohio

*Notes to the Basic Financial Statements  
For the Fiscal Year Ended June 30, 2020*

---

2. Bonds, notes, debentures, or any other obligation or security issued by any federal government agency or instrumentality including, but not limited to, the Federal National Mortgage Association, Federal Home Loan Bank, Federal Farm Credit Bank, Federal Home Loan Mortgage Corporation, and Government National Mortgage Association. All federal agency securities shall be direct issuances of federal government agencies or instrumentalities;
3. Written repurchase agreements in the securities listed above provided the market value of the securities subject to the repurchase agreement must exceed the principal value of the agreement by at least two percent and be marked to market daily, and the term of the agreement must not exceed thirty days;
4. Bonds and other obligations of the State of Ohio, and with certain limitations including a requirement for maturity within ten years from the date of settlement, bonds and other obligations of political subdivisions of the State of Ohio, if training requirements have been met;
5. Time certificates of deposit or savings or deposit accounts including, but not limited to, passbook accounts;
6. No-load money market mutual funds consisting exclusively of obligations described in division (1) or (2) and repurchase agreements secured by such obligations, provided that investments in securities described in this division are made only through eligible institutions;
7. The State Treasurer's investment pool (STAR Ohio); and,
8. Certain bankers' acceptances (for a period not to exceed one hundred eighty days) and commercial paper notes (for a period not to exceed two hundred seventy days) in an amount not to exceed 40 percent of the interim monies available for investment at any one time if training requirements have been met. The investment in commercial paper notes of a single issuer shall not exceed in the aggregate five percent of interim moneys available for investment at the time of purchase.

Investments in stripped principal or interest obligations, reverse repurchase agreements, and derivatives are prohibited. The issuance of taxable notes for the purpose of arbitrage, the use of leverage, and short selling are also prohibited. An investment must mature within five years from the date of purchase, unless matched to a specific obligation or debt of the School District, and must be purchased with the expectation that it will be held to maturity.

Investments may only be made through specified dealers and institutions. Payment for investments may be made only upon delivery of the securities representing the investments to the treasurer or, if the securities are not represented by a certificate, upon receipt of confirmation of transfer from the custodian.

At June 30, 2020, the School District's internal service fund had a cash balance of \$1,258,265 with Jefferson Health Plan Self-Insurance Plan, a claims servicing pool (See Note 18). The balance is held by the claims administrator in a pooled account which is representative of numerous entities and, therefore, cannot be included in the risk disclosures reported by the School District. Disclosures for the Jefferson Health Plan Self-Insurance Plan as a whole may be obtained from the Plan's fiscal agent, the Jefferson County Educational Service Center. To obtain financial information, write to the Jefferson Health Plan Self-Insurance Plan, Treasurer, Jefferson County ESC, Steubenville, Ohio 43695.

# Meigs Local School District, Ohio

Notes to the Basic Financial Statements  
For the Fiscal Year Ended June 30, 2020

**Custodial credit risk** for deposits is the risk that in the event of a bank failure, the School District will not be able to recover deposits or collateral securities that are in the possession of an outside party. At June 30, 2020, \$6,797,629 of the School District's total bank balance of \$7,297,629 was exposed to custodial credit risk because those deposits were uninsured and collateralized with securities held by the pledging financial institution.

The School District has no deposit policy for custodial risk beyond the requirements of State statute. Ohio law requires that deposits either be insured or be protected by:

Eligible securities pledged to the School District and deposited with a qualified trustee by the financial institution as security for repayment whose market value at all times shall be at least 105 percent of the deposits being secured; or

Participation in the Ohio Pooled Collateral System (OPCS), a collateral pool of eligible securities deposited with a qualified trustee and pledged to the Treasurer of State to secure the repayment of all public monies deposited in the financial institution. OPCS requires the total market value of the securities pledged to be 102 percent of the deposits being secured or a rate set by the Treasurer of State.

## Investments

Investments are reported at fair value. As of December 31, 2020, the School District had the following investment:

<u>Measurement/Investment</u>	<u>Measurement Amount</u>	<u>Maturity</u>	<u>Standard &amp; Poor's Rating</u>	<u>Percent of Total Investments</u>
Fair Value Common Stock	\$91,364	N/A	Not Rated	100.00%

The School District categorizes its fair value measurements within the fair value hierarchy established by generally accepted accounting principles. The hierarchy is based on the valuation inputs used to measure the fair value of the asset. Level 1 inputs are quoted prices in active markets for identical assets. Level 2 inputs are significant other observable inputs; Level 3 inputs are significant unobservable inputs. The above chart identifies the School District's recurring fair value measurements as of June 30, 2020. The School District's investment in common stock is valued at unobservable inputs (Level 3 inputs).

## Note 7 - Property Taxes

Property taxes are levied and assessed on a calendar year basis while the School District fiscal year runs from July through June. First-half tax collections are received by the School District in the second half of the fiscal year. Second-half tax distributions occur in the first half of the following fiscal year.

Property taxes include amounts levied against all real, public utility and tangible personal property (used in business) located in the School District. Real property tax revenue received in calendar 2020 represents collections of calendar year 2019 taxes. Real property taxes received in calendar year 2020 were levied after April 1, 2019, on the assessed value listed as of January 1, 2019, the lien date. Assessed values for real property taxes are established by State statute at thirty-five percent of appraised market value. Real property taxes are payable annually or semi-annually. If paid annually, payment is due December 31; if paid semi-annually, the first payment is due December 31 with the remainder payable by June 20. Under certain circumstances, State statute permits alternate payment dates to be established.

## Meigs Local School District, Ohio

*Notes to the Basic Financial Statements  
For the Fiscal Year Ended June 30, 2020*

Public utility property tax revenue received in calendar 2020 represents collections of calendar year 2019 taxes. Public utility real property taxes received in calendar year 2020 became a lien December 31, 2018, were levied after April 1, 2019 and are collected with real property taxes. Public utility real property is assessed at thirty-five percent of true value; public utility tangible personal property currently is assessed at varying percentages of true value.

The School District receives property taxes from Meigs County. The Meigs County Auditor periodically advances to the School District its portion of the taxes collected. Second-half real property tax payments collected by the county by June 30, 2020, are available to finance fiscal year 2021 operations. The amount available to be advanced can vary based on the date the tax bills are sent.

Accrued property taxes receivable includes real property and public utility taxes which are measurable as of June 30, 2020, and for which there is an enforceable legal claim. Although total property tax collections for the next fiscal year are measurable, only the amount of real property taxes available as an advance at June 30 was levied to finance current fiscal year operations and is reflected as revenue at fiscal year end.

The portion of the receivable not levied to finance current fiscal year operations is offset by a credit to deferred inflows of resources – property taxes.

The amount available as an advance at June 30, 2020, was \$1,865,099 in the General Fund, \$368,357 in the Debt Service Fund, and \$30,922 in the Classroom Facilities Maintenance Special Revenue Fund. The amount available as an advance at June 30, 2019, was \$1,717,716 in the General Fund, \$339,249 in the Debt Service Fund, and \$31,233 in the Classroom Facilities Maintenance Special Revenue Fund.

On an accrual basis, collectible delinquent property taxes have been recorded as a receivable and revenue, while on a modified accrual basis the revenue has been reported as deferred inflows of resources – unavailable revenue.

The assessed values upon which the fiscal year 2020 taxes were collected are:

	2019 Second Half Collections		2020 First Half Collections	
	Amount	Percent	Amount	Percent
Agricultural/Residential and Other Real Estate	\$139,203,160	84.97%	\$154,164,680	84.44%
Public Utility Personal	24,626,130	15.03%	28,398,140	15.56%
Total Assessed Value	<u>\$163,829,290</u>	<u>100.00%</u>	<u>\$182,562,820</u>	<u>100.00%</u>
Tax Rate per \$1,000 of assessed valuation		\$24.45		\$24.45

### Note 8 - Receivables

Receivables at June 30, 2020, consisted of property taxes, accounts, interfund, and intergovernmental grants. All receivables are considered collectible in full due to the ability to foreclose for the nonpayment of taxes, the stable condition of State programs, and the current fiscal year guarantee of federal funds. Except for property taxes, all receivables are expected to be collected within one year. Property taxes, although ultimately collectible, include some portion of delinquencies that will not be received within one year. The delinquent property taxes amounted to \$2,154,782.

## Meigs Local School District, Ohio

*Notes to the Basic Financial Statements  
For the Fiscal Year Ended June 30, 2020*

A summary of the principal items of intergovernmental receivables follows:

	Amounts
<b>Governmental Activities</b>	
Title I	\$180,627
Summer Meals Delivery Grant	142,206
School Quality Improvement Grant	134,172
Title I, Non Competitive Grant	52,500
Special Education Part B IDEA	48,750
21st Century Grant	47,806
Title VI-B, Rural & Low Income	31,011
Title IV-A, Student Support and Aca. Enrich	30,771
Title II-A	29,260
Fresh Fruit and Vegetables Grant	24,311
State Teachers Retirement System	16,000
Carl D Perkins Secondary	15,793
Ohio Department of Education	12,732
ESSR CARES Act	7,033
Medicaid Reimbursements	3,581
Miscellaneous	3,789
Ohio School Climate Grant	767
	\$781,109

### Note 9 - Capital Assets

Capital asset activity for the fiscal year ended June 30, 2020, was as follows:

	Balance 6/30/2019	Additions	Deductions	Balance 6/30/2020
<b>Nondepreciable Capital Assets:</b>				
Land	\$666,988	\$0	\$0	\$666,988
<b>Depreciable Capital Assets:</b>				
Buildings and Improvements	33,815,853	199,704	0	34,015,557
Furniture and Equipment	2,912,934	70,277	(7,563)	2,975,648
Vehicles	2,747,387	261,834	0	3,009,221
Total Capital Assets being Depreciated	39,476,174	531,815	(7,563)	40,000,426
Less Accumulated Depreciation:				
Buildings and Improvements	(14,785,474)	(718,953)	0	(15,504,427)
Furniture and Equipment	(2,033,326)	(129,358)	7,061	(2,155,623)
Vehicles	(2,221,615)	(142,288)	0	(2,363,903)
Total Accumulated Depreciation	(19,040,415)	(990,599)	7,061	(20,023,953)
Total Capital Assets being Depreciated, Net	20,435,759	(458,784)	(502)	19,976,473
Capital Assets, Net	\$21,102,747	(\$458,784)	(\$502)	\$20,643,461

\*Depreciation expense was charged to governmental functions as follows:

## Meigs Local School District, Ohio

Notes to the Basic Financial Statements

For the Fiscal Year Ended June 30, 2020

---

Instruction:	
Regular	\$308,649
Special	104,020
Vocational	13,520
Support Services:	
Pupils	37,930
Instructional Staff	19,972
Administration	114,020
Fiscal	2,673
Operation and Maintenance of Plant	44,430
Pupil Transportation	149,983
Food Service Operations	48,438
Community Services	650
Extracurricular Activities	146,314
Total Depreciation Expense	<u>\$990,599</u>

### Note 10 - Risk Management

#### A. Property and Liability

The School District is exposed to various risks related to torts, theft of, damage to, and destruction of assets, errors and omissions, injuries to employees and natural disasters. During fiscal year 2020, the School District contracted with the Reed & Baur Insurance Agency, Wright Specialty Insurance for property, fleet, violence, and liability insurance coverage.

Settled claims have not exceeded this commercial coverage in any of the past three years. There has not been a significant reduction in insurance coverage from the prior year.

The types and amounts of coverage provided are as follows:

<u>Property</u>	<u>Deductible</u>	<u>Limits of Coverage</u>
General Liability:		
Each Occurrence	\$0	\$1,000,000
Aggregate Limit	0	2,000,000
Educator's Legal Liability	5,000	1,000,000
Educator's Excess Liability	0	5,000,000
Employee Benefits Liability	1,000	1,000,000
Building and Contents	0	84,752,787
Fleet	0	1,000,000

#### B. Workers' Compensation

For fiscal year 2020, the School District participated in the Ohio School Boards Association Workers' Compensation Group Rating Program (GRP), an insurance purchasing pool (Note 18). The intent of the GRP is to achieve the benefit of a reduced premium for the School District by virtue of its grouping and representation with other participants in the GRP. The workers' compensation experience of the participating school districts is calculated as one experience and a common premium rate is applied to all school districts in the GRP. Each participant pays its workers' compensation premium to the State based on the rate for the GRP rather than its individual rate. Total savings are then calculated and each

# Meigs Local School District, Ohio

Notes to the Basic Financial Statements  
For the Fiscal Year Ended June 30, 2020

---

participant's individual performance is compared to the overall savings of the GRP. A participant will then either receive money from or be required to contribute to the "Equity Pooling Fund." This "equity pooling" arrangement insures that each participant shares equally in the overall performance of the GRP. Participation in the GRP is limited to school districts that can meet the GRP's selection criteria. The firm of Gates McDonald & Co. provides administrative, cost control and actuarial services to the GRP.

## C. Employee Medical Benefits

Medical/surgical and dental insurance is offered to employees through a self-insurance internal service fund. The fund is responsible for \$100,000 in claims per individual family per year. After that, effective January 1, 2013, stop-loss covers up to a lifetime maximum of \$1,000,000 per covered classified, certified, and exempt persons.

The claims liability of \$422,099 reported in the Internal Service Fund at June 30, 2020, is based on an estimate provided by the third party administrator and the requirements of Governmental Accounting Standards Board Statement No. 30, "Risk Financing Omnibus." This statement requires that a liability for unpaid claim costs, including estimates of costs relating to incurred but not reported claims, be reported if information prior to issuance of the financial statements indicates that it is probable that a liability has been incurred at the date of the financial statements and the amount can be reasonably estimated. The estimate was not affected by incremental claim adjustment expenses and does not include other allocated or unallocated claim adjustment expenses.

Changes in claims activity for the past two fiscal years are as follows:

	Balance at Beginning of Year	Current Year Claims	Claim Payments	Balance at End of Year
2019	\$556,935	\$5,420,120	\$5,318,280	\$658,775
2020	658,775	4,263,845	4,500,521	422,099

## Note 11 - Defined Benefit Pension Plans

The Statewide retirement systems provide both pension benefits and other postemployment benefits (OPEB).

### A. Net Pension Liability/Net OPEB Liability

The net pension liability and the net OPEB liability (asset) reported on the statement of net position represent liabilities to employees for pensions and OPEB, respectively. Pensions/OPEB are a component of exchange transactions—between an employer and its employees—of salaries and benefits for employee services. Pensions/OPEB are provided to an employee—on a deferred-payment basis—as part of the total compensation package offered by an employer for employee services each financial period. The obligation to sacrifice resources for pensions is a present obligation because it was created as a result of employment exchanges that already have occurred.

The net pension/OPEB liability (asset) represent the School District's proportionate share of each pension/OPEB plan's collective actuarial present value of projected benefit payments attributable to past periods of service, net of each pension/OPEB plan's fiduciary net position. The net pension/OPEB liability (asset) calculation is dependent on critical long-term variables, including estimated average life

# Meigs Local School District, Ohio

Notes to the Basic Financial Statements  
For the Fiscal Year Ended June 30, 2020

expectancies, earnings on investments, cost of living adjustments and others. While these estimates use the best information available, unknowable future events require adjusting these estimates annually.

Ohio Revised Code limits the School District's obligation for this liability to annually required payments. The School District cannot control benefit terms or the manner in which pensions/OPEB are financed; however, the School District does receive the benefit of employees' services in exchange for compensation including pension and OPEB.

GASB 68/75 assumes the liability is solely the obligation of the employer, because (1) they benefit from employee services; and (2) State statute requires funding to come from these employers. All pension contributions to date have come solely from these employers (which also includes pension costs paid in the form of withholdings from employees). The retirement systems may allocate a portion of the employer contributions to provide for these OPEB benefits. In addition, health care plan enrollees pay a portion of the health care costs in the form of a monthly premium. State statute requires the retirement systems to amortize unfunded pension liabilities within 30 years. If the pension amortization period exceeds 30 years, each retirement system's board must propose corrective action to the State legislature. Any resulting legislative change to benefits or funding could significantly affect the net pension/OPEB liability (asset). Resulting adjustments to the net pension/OPEB liability (asset) would be effective when the changes are legally enforceable. The Ohio revised Code permits, but does not require the retirement systems to provide healthcare to eligible benefit recipients.

The proportionate share of each plan's unfunded benefits is presented as a *net OPEB asset* or long-term *net pension/OPEB liability* on the accrual basis of accounting. Any liability for the contractually-required pension/OPEB contribution outstanding at the end of the year is included in *intergovernmental payable* on both the accrual and modified accrual bases of accounting. The remainder of this note includes the required pension disclosures. See Note 12 for the required OPEB disclosures.

## ***Plan Description - School Employees Retirement System (SERS)***

Plan Description – School District non-teaching employees participate in SERS, a cost-sharing multiple-employer defined benefit pension plan administered by SERS. SERS provides retirement, disability and survivor benefits, and death benefits to plan members and beneficiaries. Authority to establish and amend benefits is provided by Ohio Revised Code Chapter 3309. SERS issues a publicly available, stand-alone financial report that includes financial statements, required supplementary information and detailed information about SERS' fiduciary net position. That report can be obtained by visiting the SERS website at [www.ohsers.org](http://www.ohsers.org) under Employers/Audit Resources.

Age and service requirements for retirement are as follows:

	Eligible to Retire on or before August 1, 2017 *	Eligible to Retire on or after August 1, 2017
Full Benefits	Any age with 30 years of service credit	Age 67 with 10 years of service credit; or Age 57 with 30 years of service credit
Actuarially Reduced Benefits	Age 60 with 5 years of service credit Age 55 with 25 years of service credit	Age 62 with 10 years of service credit; or Age 60 with 25 years of service credit

\* Members with 25 years of service credit as of August 1, 2017, will be included in this plan.



## Meigs Local School District, Ohio

*Notes to the Basic Financial Statements  
For the Fiscal Year Ended June 30, 2020*

---

Annual retirement benefits are calculated based on final average salary multiplied by a percentage that varies based on years of service; 2.2 percent for the first thirty years of service and 2.5 percent for years of service credit over 30. Final average salary is the average of the highest three years of salary.

An individual whose benefit effective date is before April 1, 2018, is eligible for a cost of living adjustment (COLA) on the first anniversary date of the benefit. Beginning April 1, 2018, new benefit recipients must wait until the fourth anniversary of their benefit for COLA eligibility. The COLA is added each year to the base benefit amount on the anniversary date of the benefit. A three-year COLA suspension is in effect for all benefit recipients for the years 2018, 2019, and 2020. Upon resumption of the COLA, it will be indexed to the percentage increase in the CPI-W, not to exceed 2.5 percent and with a floor of 0 percent.

Funding Policy – Plan members are required to contribute 10 percent of their annual covered salary and the School District is required to contribute 14 percent of annual covered payroll. The contribution requirements of plan members and employers are established and may be amended by the SERS' Retirement Board up to statutory maximum amounts of 10 percent for plan members and 14 percent for employers. The Retirement Board, acting with the advice of the actuary, allocates the employer contribution rate among four of the System's funds (Pension Trust Fund, Death Benefit Fund, Medicare B Fund, and Health Care Fund). For the fiscal year ended June 30, 2020, the allocation to pension, death benefits, and Medicare B was 14.0 percent. For fiscal year 2020, the Retirement Board did not allocate any employer contribution to the Health Care Fund.

The School District's contractually required contribution to SERS was \$487,031 for fiscal year 2020. Of this amount, \$89,819 is reported as an intergovernmental payable.

### ***Plan Description - State Teachers Retirement System (STRS)***

Plan Description – School District licensed teachers and other faculty members participate in STRS Ohio, a cost-sharing multiple employer public employee system administered by STRS. STRS provides retirement and disability benefits to members and death and survivor benefits to beneficiaries. STRS issues a stand-alone financial report that includes financial statements, required supplementary information, and detailed information about STRS' fiduciary net position. That report can be obtained by writing to STRS, 275 E. Broad St., Columbus, OH 43215-3771, by calling (888) 227-7877, or by visiting the STRS Web site at [www.strsoh.org](http://www.strsoh.org).

New members have a choice of three retirement plans; a Defined Benefit (DB) Plan, a Defined Contribution (DC) Plan, and a Combined Plan. Benefits are established by Ohio Revised Code Chapter 3307.

The DB plan offers an annual retirement allowance based on final average salary multiplied by a percentage that varies based on years of service. Effective August 1, 2015, the calculation is 2.2 percent of final average salary for the five highest years of earnings multiplied by all years of service. In April 2017, the Retirement Board made the decision to reduce COLA granted on or after July 1, 2017, to 0 percent to preserve the fiscal integrity of the retirement system. Benefit recipients' base benefit and past cost-of living increases are not affected by this change. Eligibility changes will be phased in until August 1, 2026, when retirement eligibility for unreduced benefits will be five year of service credit and age 65, or 35 years of service credit and at least age 60.

## Meigs Local School District, Ohio

*Notes to the Basic Financial Statements  
For the Fiscal Year Ended June 30, 2020*

---

Eligibility changes for DB Plan members who retire with actuarially reduced benefits will be phased in until August 1, 2023, when retirement eligibility will be five years of qualifying service credit and age 60, or 30 years of service credit at any age.

The DC Plan allows members to place all their member contributions and 9.53 percent of the 14 percent employer contributions into an investment account. The member determines how to allocate the member and employer money among various investment choices offered by STRS. The remaining 4.47 percent of the 14 percent employer rate is allocated to the defined benefit unfunded liability. A member is eligible to receive a retirement benefit at age 50 and termination of employment. The member may elect to receive a lifetime monthly annuity or a lump sum withdrawal.

The Combined Plan offers features of both the DB Plan and the DC Plan. In the Combined Plan, 12 percent of the 14 percent member rate is deposited into the member's DC account and the remaining 2 percent is applied to the DB Plan. Member contributions to the DC Plan are allocated among investment choices by the member, and contributions to the DB Plan from the employer and the member are used to fund the defined benefit payment at a reduced level from the regular DB Plan. The defined benefit portion of the Combined Plan payment is payable to a member on or after age 60 with five years of service. The defined contribution portion of the account may be taken as a lump sum payment or converted to a lifetime monthly annuity at age fifty and after termination of employment.

New members who choose the DC plan or Combined Plan will have another opportunity to reselect a permanent plan during their fifth year of membership. Members may remain in the same plan or transfer to another STRS plan. The optional annuitization of a member's defined contribution account or the defined contribution portion of a member's Combined Plan account to a lifetime benefit results in STRS bearing the risk of investment gain or loss on the account. STRS has therefore included all three plan options as one defined benefit plan for GASB 68 reporting purposes.

A DB or Combined Plan member with five or more years of credited service who is determined to be disabled may qualify for a disability benefit. New members must have at least ten years of qualifying service credit that apply for disability benefits. Members in the DC Plan who become disabled are entitled only to their account balance. Eligible survivors of members who die before service retirement may qualify for monthly benefits. If a member of the DC Plan dies before retirement benefits begin, the member's designated beneficiary is entitled to receive the member's account balance.

Funding Policy – Employer and member contribution rates are established by the State Teachers Retirement Board and limited by Chapter 3307 of the Ohio Revised Code. The fiscal year 2020 employer and employee contribution rate of 14 percent was equal to the statutory maximum rates. For fiscal year 2020, the full employer contribution was allocated to pension.

The School District's contractually required contribution to STRS was \$1,416,197 for fiscal year 2020. Of this amount, \$153,426 is reported as an intergovernmental payable.

### ***Pension Liabilities, Pension Expense, and Deferred Outflows of Resources and Deferred Inflows of Resources Related to Pensions***

The net pension liability was measured as of June 30, 2019, and the total pension liability used to calculate the net pension liability was determined by an actuarial valuation as of that date. The School District's proportion of the net pension liability was based on the School District's share of contributions to the pension plan relative to the contributions of all participating entities. Following is information related to the proportionate share and pension expense:

## Meigs Local School District, Ohio

*Notes to the Basic Financial Statements  
For the Fiscal Year Ended June 30, 2020*

	SERS	STRS	
Proportion of the Net Pension Liability:			
Prior Measurement Date	0.10100440%	0.08437989%	
Current Measurement Date	0.10244810%	0.08425384%	
Change in Proportionate Share	0.00144370%	-0.00012605%	
Proportionate Share of the Net			Total
Pension Liability	\$6,129,649	\$18,632,230	\$24,761,879
Pension Expense	\$1,162,008	\$2,962,451	\$4,124,459

At June 30, 2020, the School District reported deferred outflows of resources and deferred inflows of resources related to pensions from the following sources:

	SERS	STRS	Total
<b>Deferred Outflows of Resources</b>			
Differences between expected and actual experience	\$155,434	\$151,697	\$307,131
Changes of assumptions	0	2,188,715	2,188,715
Changes in proportionate Share and difference between School District contributions and proportionate share of contributions	116,183	476,900	593,083
School District contributions subsequent to the measurement date	487,031	1,416,197	1,903,228
Total Deferred Outflows of Resources	\$758,648	\$4,233,509	\$4,992,157
<b>Deferred Inflows of Resources</b>			
Differences between expected and actual experience	\$0	\$80,655	\$80,655
Net difference between projected and actual earnings on pension plan investments	78,682	910,642	989,324
Changes in Proportionate Share and Difference between School District contributions and proportionate share of contributions	2,601	445,333	447,934
Total Deferred Inflows of Resources	\$81,283	\$1,436,630	\$1,517,913

\$1,903,228 reported as deferred outflows of resources related to pension resulting from School District contributions subsequent to the measurement date will be recognized as a reduction of the net pension liability in the year ending June 30, 2021. Other amounts reported as deferred outflows of resources and deferred inflows of resources related to pension will be recognized in pension expense as follows:

	SERS	STRS	Total
Fiscal Year Ending June 30:			
2021	\$271,463	\$1,359,080	\$1,630,543
2022	(120,514)	199,184	78,670
2023	(5,236)	(273,498)	(278,734)
2024	44,621	95,916	140,537
Total	\$190,334	\$1,380,682	\$1,571,016

# Meigs Local School District, Ohio

Notes to the Basic Financial Statements  
For the Fiscal Year Ended June 30, 2020

---

## Actuarial Assumptions - SERS

SERS' total pension liability was determined by their actuaries in accordance with GASB Statement No. 67, as part of their annual actuarial valuation for each defined benefit retirement plan. Actuarial valuations of an ongoing plan involve estimates of the value of reported amounts (e.g., salaries, credited service) and assumptions about the probability of occurrence of events far into the future (e.g., mortality, disabilities, retirements, employment termination). Actuarially determined amounts are subject to continual review and potential modifications, as actual results are compared with past expectations and new estimates are made about the future.

Projections of benefits for financial reporting purposes are based on the substantive plan (the plan as understood by the employers and plan members) and include the types of benefits provided at the time of each valuation and the historical pattern of sharing benefit costs between the employers and plan members to that point. The projection of benefits for financial reporting purposes does not explicitly incorporate the potential effects of legal or contractual funding limitations.

Actuarial calculations reflect a long-term perspective. For a newly hired employee, actuarial calculations will take into account the employee's entire career with the employer and also take into consideration the benefits, if any, paid to the employee after termination of employment until the death of the employee and any applicable contingent annuitant. In many cases actuarial calculations reflect several decades of service with the employer and the payment of benefits after termination.

Key methods and assumptions used in calculating the total pension liability in the latest actuarial valuation, prepared as of June 30, 2019, are presented below:

Inflation	3.00 percent
Future Salary Increases, including inflation	3.50 percent to 18.20 percent
COLA or Ad Hoc COLA	2.5 percent
Investment Rate of Return	7.50 percent net of investment expense, including inflation
Actuarial Cost Method	Entry Age Normal (Level Percent of Payroll)

Mortality rates were based on the RP-2014 Blue Collar Mortality Table with fully generational projection and a five year age set-back for both males and females. Mortality among service retired members, and beneficiaries were based upon the RP-2014 Blue Collar Mortality Table with fully generational projection with Scale BB, 120 percent of male rates, and 110 percent of female rates. Mortality among disabled members were based upon the RP-2000 Disabled Mortality Table, 90 percent for male rates and 100 percent for female rates, set back five years is used for the period after disability retirement.

The most recent experience study was completed for the five year period ended June 30, 2015.

The long-term return expectation for the Pension Plan Investments has been determined by using a building-block approach and assumes a time horizon, as defined in SERS' *Statement of Investment Policy*. A forecasted rate of inflation serves as the baseline for the return expectation. Various real return premiums over the baseline inflation rate have been established for each asset class. The long-term expected nominal rate of return has been determined by calculating an arithmetic weighted average of the expected real return premiums for each asset class, adding the projected inflation rate, and adding the expected return from rebalanced uncorrelated asset classes.

## Meigs Local School District, Ohio

*Notes to the Basic Financial Statements  
For the Fiscal Year Ended June 30, 2020*

Asset Class	Target Allocation	Long-Term Expected Real Rate of Return
Cash	1.00%	0.50%
US Stocks	22.50	4.75
Non-US Stocks	22.50	7.00
Fixed Income	19.00	1.50
Private Equity	10.00	8.00
Real Assets	15.00	5.00
Multi-Asset Strategies	10.00	3.00
Total	100.00%	

**Discount Rate** The total pension liability was calculated using the discount rate of 7.50 percent. The projection of cash flows used to determine the discount rate assumed the contributions from employers and from the members would be computed based on contribution requirements as stipulated by State statute. Projected inflows from investment earning were calculated using the long-term assumed investment rate of return (7.50 percent). Based on those assumptions, the plan's fiduciary net position was projected to be available to make all future benefit payments of current plan members. Therefore, the long-term expected rate of return on pension plan investments was applied to all periods of projected benefits to determine the total pension liability.

**Sensitivity of the School District's Proportionate Share of the Net Pension Liability to Changes in the Discount Rate** Net pension liability is sensitive to changes in the discount rate, and to illustrate the potential impact the following table presents the net pension liability calculated using the discount rate of 7.50 percent, as well as what each plan's net pension liability would be if it were calculated using a discount rate that is one percentage point lower (6.50 percent), or one percentage point higher (8.50 percent) than the current rate.

	1% Decrease (6.50%)	Current Discount Rate (7.50%)	1% Increase (8.50%)
School District's proportionate share of the net pension liability	\$8,589,830	\$6,129,649	\$4,066,480

### **Actuarial Assumptions - STRS**

Key methods and assumptions used in the latest actuarial valuation, reflecting experience study results used in the July 1, 2019, actuarial valuation are presented below:

Inflation	2.50 percent
Projected salary increases	12.50 percent at age 20 to 2.50 percent at age 65
Investment Rate of Return	7.45 percent, net of investment expenses, including inflation
Discount Rate of Return	7.45 percent
Payroll Increases	3 percent
Cost-of-Living Adjustments (COLA)	0.0 percent, effective July 1, 2017

## Meigs Local School District, Ohio

*Notes to the Basic Financial Statements  
For the Fiscal Year Ended June 30, 2020*

Post-retirement mortality rates for healthy retirees are based on the RP-2014 Annuitant Mortality Table with 50 percent of rates through age 69, 70 percent of rates between ages 70 and 79, 90 percent of rates between ages 80 and 84, and 100 percent of rates thereafter, projected forward generationally using mortality improvement scale MP-2016. Pre-retirement mortality rates are based on RP-2014 Employee Mortality Table, projected forward generationally using mortality improvement scale MP-2016. Post-retirement disabled mortality rates are based on the RP-2014 Disabled Mortality Table with 90 percent of rates for males and 100 percent of rates for females, projected forward generationally using mortality improvement scale MP-2016.

Actuarial assumptions used in the July 1, 2019, valuation are based on the results of an actuarial experience study for the period July 1, 2011 through June 30, 2016.

STRS' investment consultant develops an estimate range for the investment return assumption based on the target allocation adopted by the Retirement Board. The target allocation and long-term expected rate of return for each major asset class are summarized as follows:

Asset Class	Target Allocation *	Long-Term Expected Rate of Return **
Domestic Equity	28.00%	7.35%
International Equity	23.00	7.55
Alternatives	17.00	7.09
Fixed Income	21.00	3.00
Real Estate	10.00	6.00
Liquidity Reserves	1.00	2.25
Total	100.00%	

\* Target weights will be phased in over a 24-month period concluding on July 1, 2019.

\*\* 10 year annualized geometric nominal returns, which include the real rate of return and inflation of 2.25 percent and does not include investment expenses. Over a 30-year period, STRS' investment consultant indicates that the above target allocations should generate a return above the actuarial rate of return, without net value added by management.

**Discount Rate** The discount rate used to measure the total pension liability was 7.45 percent as of June 30, 2019. The projection of cash flows used to determine the discount rate assumes that member and employer contributions will be made at the statutory contribution rates in accordance with rate increases described above. For this purpose, only employer contributions that are intended to fund benefits of current plan members and their beneficiaries are included. Based on those assumptions, STRS' fiduciary net position was projected to be available to make all projected future benefit payments to current plan members as of June 30, 2019. Therefore, the long-term expected rate of return on pension plan investments of 7.45 percent was applied to all periods of projected benefit payment to determine the total pension liability as of June 30, 2019.

**Sensitivity of the School District's Proportionate Share of the Net Pension Liability to Changes in the Discount Rate** The following table presents the School District's proportionate share of the net pension liability calculated using the current period discount rate assumption of 7.45 percent, as well as what the School District's proportionate share of the net pension liability would be if it were calculated using a

# Meigs Local School District, Ohio

Notes to the Basic Financial Statements  
For the Fiscal Year Ended June 30, 2020

discount rate that is one-percentage-point lower (6.45 percent) or one-percentage-point higher (8.45 percent) than the current rate:

	1% Decrease (6.45%)	Current Discount Rate (7.45%)	1% Increase (8.45%)
School District's proportionate share of the net pension liability	\$27,228,929	\$18,632,230	\$11,354,685

## B. Social Security System

Effective July 1, 1991, all employees not otherwise covered by the School Employees Retirement System or the State Teachers Retirement System have an option to choose Social Security or the School Employees Retirement System / State Teachers Retirement System. As of June 30, 2020, four members of the Board of Education elected Social Security. The Board's liability is 6.2 percent of wages paid.

## Note 12 - Defined Benefit OPEB Plans

See Note 11 for a description of the net OPEB liability.

### Plan Description - School Employees Retirement System (SERS)

Health Care Plan Description - The School District contributes to the SERS Health Care Fund, administered by SERS for non-certificated retirees and their beneficiaries. For GASB 75 purposes, this plan is considered a cost-sharing other postemployment benefit (OPEB) plan. SERS' Health Care Plan provides healthcare benefits to eligible individuals receiving retirement, disability, and survivor benefits, and to their eligible dependents. Members who retire after June 1, 1986, need 10 years of service credit, exclusive of most types of purchased credit, to qualify to participate in SERS' health care coverage. In addition to age and service retirees, disability benefit recipients and beneficiaries who are receiving monthly benefits due to the death of a member or retiree, are eligible for SERS' health care coverage. Most retirees and dependents choosing SERS' health care coverage are over the age of 65 and therefore enrolled in a fully insured Medicare Advantage plan; however, SERS maintains a traditional, self-insured preferred provider organization for its non-Medicare retiree population. For both groups, SERS offers a self-insured prescription drug program. Health care is a benefit that is permitted, not mandated, by statute. The financial report of the Plan is included in the SERS Comprehensive Annual Financial Report which can be obtained on SERS' website at [www.ohsers.org](http://www.ohsers.org) under Employers/Audit Resources.

Access to health care for retirees and beneficiaries is permitted in accordance with Section 3309 of the Ohio Revised Code. The Health Care Fund was established and is administered in accordance with Internal Revenue Code Section 105(e). SERS' Retirement Board reserves the right to change or discontinue any health plan or program. Active employee members do not contribute to the Health Care Plan. The SERS Retirement Board established the rules for the premiums paid by the retirees for health care coverage for themselves and their dependents or for their surviving beneficiaries. Premiums vary depending on the plan selected, qualified years of service, Medicare eligibility, and retirement status.

Funding Policy - State statute permits SERS to fund the health care benefits through employer contributions. Each year, after the allocation for statutorily required pensions and benefits, the Retirement Board may allocate the remainder of the employer contribution of 14 percent of covered payroll to the Health Care Fund in accordance with the funding policy. For fiscal year 2020, no allocation was made to health care. An additional health care surcharge on employers is collected for employees

## Meigs Local School District, Ohio

Notes to the Basic Financial Statements  
For the Fiscal Year Ended June 30, 2020

earning less than an actuarially determined minimum compensation amount, pro-rated if less than a full year of service credit was earned. For fiscal year 2020, this amount was \$19,600. Statutes provide that no employer shall pay a health care surcharge greater than 2 percent of that employer's SERS-covered payroll; nor may SERS collect in aggregate more than 1.5 percent of the total statewide SERS-covered payroll for the health care surcharge.

For fiscal year 2020, the School District's surcharge obligation was \$59,321.

The surcharge, added to the allocated portion of the 14 percent employer contribution rate is the total amount assigned to the Health Care Fund. The School District's contractually required contribution to SERS was \$59,321 for fiscal year 2020, of which all is reported as an intergovernmental payable.

### **Plan Description - State Teachers Retirement System (STRS)**

Plan Description – The State Teachers Retirement System of Ohio (STRS) administers a cost-sharing Health Plan administered for eligible retirees who participated in the defined benefit or combined pension plans offered by STRS. Ohio law authorizes STRS to offer this plan. Benefits include hospitalization, physicians' fees, prescription drugs and partial reimbursement of monthly Medicare Part B premiums. Medicare Part B premium reimbursements will be discontinued effective January 1, 2021. The Plan is included in the report of STRS which can be obtained by visiting [www.strsoh.org](http://www.strsoh.org) or by calling (888) 227-7877.

Funding Policy – Ohio Revised Code Chapter 3307 authorizes STRS to offer the Plan and gives the Retirement Board discretionary authority over how much, if any, of the health care costs will be absorbed by STRS. Active employee members do not contribute to the Health Care Plan. All benefit recipients pay a portion of the health care costs in the form of a monthly premium. Under Ohio law, funding for post-employment health care may be deducted from employer contributions, currently 14 percent of covered payroll. For fiscal year ended June 30, 2020, STRS did not allocate any employer contributions to post-employment health care.

### **OPEB Liabilities, OPEB Expense, and Deferred Outflows of Resources and Deferred Inflows of Resources Related to OPEB**

The net OPEB liability (asset) was measured as of June 30, 2019, and the total OPEB liability used to calculate the net OPEB liability (asset) was determined by an actuarial valuation as of that date. The School District's proportion of the net OPEB liability (asset) was based on the School District's share of contributions to the respective retirement systems relative to the contributions of all participating entities. Following is information related to the proportionate share and OPEB expense:

	<u>SERS</u>	<u>STRS</u>	
Proportion of the Net OPEB Liability:			
Prior Measurement Date	0.10241330%	0.08437989%	
Current Measurement Date	<u>0.10501990%</u>	<u>0.08425384%</u>	
Change in Proportionate Share	<u>0.00260660%</u>	<u>-0.00012605%</u>	
Proportionate Share of the:			<u>Total</u>
Net OPEB Liability	\$2,641,030	\$0	\$2,641,030
Net OPEB (Asset)	\$0	(\$1,395,446)	(\$1,395,446)
OPEB Expense	\$118,646	(\$431,272)	(\$312,626)



## Meigs Local School District, Ohio

*Notes to the Basic Financial Statements  
For the Fiscal Year Ended June 30, 2020*

At June 30, 2020, the School District reported deferred outflows of resources and deferred inflows of resources related to OPEB from the following sources:

	SERS	STRS	Total
<b>Deferred Outflows of Resources</b>			
Differences between expected and actual experience	\$38,768	\$126,507	\$165,275
Changes of assumptions	192,897	29,332	222,229
Net difference between projected and actual earnings on OPEB plan investments	6,339	0	6,339
Changes in proportionate Share and difference between School District contributions and proportionate share of contributions	166,072	69,456	235,528
School District contributions subsequent to the measurement date	59,321	0	59,321
Total Deferred Outflows of Resources	<u>\$463,397</u>	<u>\$225,295</u>	<u>\$688,692</u>
<b>Deferred Inflows of Resources</b>			
Differences between expected and actual experience	\$580,216	\$70,995	\$651,211
Changes of assumptions	147,995	1,529,943	1,677,938
Net difference between projected and actual earnings on OPEB plan investments	0	87,644	87,644
Changes in Proportionate Share and Difference between School District contributions and proportionate share of contributions	1,100	98,277	99,377
Total Deferred Inflows of Resources	<u>\$729,311</u>	<u>\$1,786,859</u>	<u>\$2,516,170</u>

\$59,321 reported as deferred outflows of resources related to OPEB resulting from School District contributions subsequent to the measurement date will be recognized as a reduction of the net OPEB liability in the year ending June 30, 2021. Other amounts reported as deferred outflows of resources and deferred inflows of resources related to OPEB will be recognized in OPEB expense as follows:

	SERS	STRS	Total
Fiscal Year Ending June 30:			
2021	(\$117,859)	(\$337,146)	(\$455,005)
2022	(43,112)	(337,146)	(380,258)
2023	(41,251)	(302,020)	(343,271)
2024	(41,554)	(289,698)	(331,252)
2025	(52,980)	(299,449)	(352,429)
Thereafter	(28,479)	3,895	(24,584)
Total	<u>(\$325,235)</u>	<u>(\$1,561,564)</u>	<u>(\$1,886,799)</u>

### **Actuarial Assumptions - SERS**

The total OPEB liability is determined by SERS' actuaries in accordance with GASB Statement No. 74, as part of their annual actuarial valuation for each retirement plan. Actuarial valuations of an ongoing plan involve estimates of the value of reported amounts (e.g., salaries, credited service) and assumptions about the probability of occurrence of events far into the future (e.g., mortality, disabilities, retirements, employment terminations). Actuarially determined amounts are subject to continual review and potential modifications, as actual results are compared with past expectations and new estimates are made about the future.

## Meigs Local School District, Ohio

*Notes to the Basic Financial Statements  
For the Fiscal Year Ended June 30, 2020*

---

Projections of benefits for financial reporting purposes are based on the substantive plan (the plan as understood by the employers and plan members) and include the types of benefits provided at the time of each valuation and the historical pattern of sharing benefit costs between the employers and plan members to that point. The projection of benefits for financial reporting purposes does not explicitly incorporate the potential effects of legal or contractual funding limitations.

Actuarial calculations reflect a long-term perspective. For a newly hired employee, actuarial calculations will take into account the employee's entire career with the employer and also take into consideration the benefits, if any, paid to the employee after termination of employment until the death of the employee and any applicable contingent annuitant. In many cases, actuarial calculations reflect several decades of service with the employer and the payment of benefits after termination.

Key methods and assumptions used in calculating the total OPEB liability in the latest actuarial valuation date of June 30, 2019, are presented below:

Inflation	3.00 percent
Wage Increases	3.50 percent to 18.20 percent
Investment Rate of Return	7.50 percent net of investment expense, including inflation
Municipal Bond Index Rate:	
Measurement Date	3.13 percent
Prior Measurement Date	3.62 percent
Single Equivalent Interest Rate, net of plan investment expense, including price inflation	
Measurement Date	3.22 percent
Prior Measurement Date	3.70 percent
Medical Trend Assumption	
Medicare	5.25 to 4.75 percent
Pre-Medicare	7.00 to 4.75 percent

Mortality rates were based on the RP-2014 Blue Collar Mortality Table with fully generational projection and Scale BB, 120 percent of male rates and 110 percent of female rates. RP-2000 Disabled Mortality Table with 90 percent for male rates and 100 percent for female rates set back five years.

The most recent experience study was completed for the five year period ended June 30, 2015.

The long-term expected rate of return on plan assets is reviewed as part of the actuarial five-year experience study. The most recent study covers fiscal years 2010 through 2015, and was adopted by the Board on April 21, 2016. Several factors are considered in evaluating the long-term rate of return assumption including long-term historical data, estimates inherent in current market data, and a log-normal distribution analysis in which best-estimate ranges of expected future real rates of return were developed by the investment consultant for each major asset class. These ranges were combined to produce the long-term expected rate of return, 7.50 percent, by weighting the expected future real rates of return by the target asset allocation percentage and then adding expected inflation. The capital market assumptions developed by the investment consultant are intended for use over a 10-year horizon and may not be useful in setting the long-term rate of return for funding pension plans which covers a longer timeframe. The assumption is intended to be a long-term assumption and is not expected to change absent a significant change in the asset allocation, a change in the inflation assumption, or a fundamental change in the market that alters expected returns in future years.

## Meigs Local School District, Ohio

*Notes to the Basic Financial Statements  
For the Fiscal Year Ended June 30, 2020*

The SERS health care plan follows the same asset allocation and long-term expected real rate of return for each major asset class as the pension plan, see Note 11.

**Discount Rate** The discount rate used to measure the total OPEB liability at June 30, 2019 was 3.22 percent. The discount rate used to measure total OPEB liability prior to June 30, 2019, was 3.70 percent. The projection of cash flows used to determine the discount rate assumed that contributions will be made from members and the System at the state statute contribution rate of 2.00 percent of projected covered employee payroll each year, which includes a 1.50 percent payroll surcharge and 0.50 percent of contributions from the basic benefits plan. Based on these assumptions, the OPEB plan's fiduciary net position was projected to become insufficient to make future benefit payments during the fiscal year ending June 30, 2025. Therefore, the long-term expected rate of return on OPEB plan assets was used to present value the projected benefit payments through the fiscal year ending June 30, 2024 and the Fidelity General Obligation 20-year Municipal Bond Index rate of 3.13 percent, as of June 30, 2019 (i.e. municipal bond rate), was used to present value the projected benefit payments for the remaining years in the projection. The total present value of projected benefit payments from all years was then used to determine the single rate of return that was used as the discount rate. The projection of future benefit payments for all current plan members was until the benefit payments ran out.

**Sensitivity of the School District's Proportionate Share of the Net OPEB Liability to Changes in the Discount Rate and Changes in the Health Care Cost Trend Rates** The net OPEB liability is sensitive to changes in the discount rate and the health care cost trend rate. The following table presents the net OPEB liability of SERS, what SERS' net OPEB liability would be if it were calculated using a discount rate that is 1 percentage point lower (2.22%) and higher (4.22%) than the current discount rate (3.22%). Also shown is what SERS' net OPEB liability would be based on health care cost trend rates that are 1 percentage point lower (6.00% decreasing to 3.75%) and higher (8.00% decreasing to 5.75%) than the current rate.

	1% Decrease (2.22%)	Current Discount Rate (3.22%)	1% Increase (4.22%)
School District's proportionate share of the net OPEB liability	\$3,205,709	\$2,641,030	\$2,192,043
	1% Decrease (6.00 % decreasing to 3.75%)	Current Trend Rate (7.00 % decreasing to 4.75%)	1% Increase (8.00 % decreasing to 5.75%)
School District's proportionate share of the net OPEB liability	\$2,116,000	\$2,641,030	\$3,337,617

### **Actuarial Assumptions – STRS**

Key methods and assumptions used in the latest actuarial valuation, reflecting experience study results used in the June 30, 2019, actuarial valuation are presented below:

## Meigs Local School District, Ohio

Notes to the Basic Financial Statements  
For the Fiscal Year Ended June 30, 2020

---

Projected salary increases	12.50 percent at age 20 to 2.50 percent at age 65
Investment Rate of Return	7.45 percent, net of investment expenses, including inflation
Payroll Increases	3 percent
Discount Rate of Return	7.45 percent
Health Care Cost Trends	
Medical	
Pre-Medicare	5.87 percent initial, 4 percent ultimate
Medicare	4.93 percent initial, 4 percent ultimate
Prescription Drug	
Pre-Medicare	7.73 percent initial, 4 percent ultimate
Medicare	9.62 initial, 4 percent ultimate

Projections of benefits include the historical pattern of sharing benefit costs between the employers and retired plan members.

For healthy retirees the mortality rates are based on the RP-2014 Annuitant Mortality Table with 50 percent of rates through age 69, 70 percent of rates between ages 70 and 79, 90 percent of rates between ages 80 and 84, and 100 percent of rates thereafter, projected forward generationally using mortality improvement scale MP-2016. For disabled retirees, mortality rates are based on the RP-2014 Disabled Mortality Table with 90 percent of rates for males and 100 percent of rates for females, projected forward generationally using mortality improvement scale MP-2016.

Actuarial assumptions used in the June 30, 2019, valuation are based on the results of an actuarial experience study for the period July 1, 2011, through June 30, 2016.

Since the prior measurement date, there was no change to the claims costs process. Claim curves were trended to the fiscal year ending June 30, 2020, to reflect the current price renewals. The non-Medicare subsidy percentage was increased effective January 1, 2020, from 1.944 percent to 1.984 percent per year of service. The non-Medicare frozen subsidy base premium was increased effective January 1, 2020. The Medicare subsidy percentages were adjusted effective January 1, 2021, to 2.1 percent for the Medicare plan. The Medicare Part B monthly reimbursement elimination date was postponed to January 1, 2021.

The STRS health care plan follows the same asset allocation and long-term expected real rate of return for each major asset class as the pension plan, see Note 11.

**Discount Rate** The discount rate used to measure the total OPEB liability was 7.45 percent as of June 30, 2019. The projection of cash flows used to determine the discount rate assumes STRS continues to allocate no employer contributions to the health care fund. Based on these assumptions, the OPEB plan's fiduciary net position was projected to be available to make all projected future benefit payments to current plan members as of June 30, 2019. Therefore, the long-term expected rate of return on health care plan investments of 7.45 percent was used to measure the total OPEB liability as of June 30, 2019.

**Sensitivity of the School District's Proportionate Share of the Net OPEB Asset to Changes in the Discount and Health Care Cost Trend Rate** The following table represents the net OPEB asset as of June 30, 2019, calculated using the current period discount rate assumption of 7.45 percent, as well as what the net OPEB asset would be if it were calculated using a discount rate that is one percentage point lower (6.45 percent) or one percentage point higher (8.45 percent) than the current assumption. Also shown is the net OPEB asset as if it were calculated using health care cost trend rates that are one percentage point lower or one percentage point higher than the current health care cost trend rates.

## Meigs Local School District, Ohio

*Notes to the Basic Financial Statements  
For the Fiscal Year Ended June 30, 2020*

	1% Decrease (6.45%)	Current Discount Rate (7.45%)	1% Increase (8.45%)
School District's proportionate share of the net OPEB asset	(\$1,190,735)	(\$1,395,446)	(\$1,567,560)

	1% Decrease	Current Trend Rate	1% Increase
School District's proportionate share of the net OPEB asset	(\$1,582,371)	(\$1,395,446)	(\$1,166,507)

### Note 13 - Other Employee Benefits

#### A. *Compensated Absences*

The criteria for determining vacation and sick leave benefits are derived from negotiated agreements and State laws. Classified employees earn ten to twenty days of vacation per year, depending upon length of service, and can accumulate up to three weeks at one time. Accumulated unused vacation time is paid to classified employees upon termination of employment. Teachers and administrators who are not on a twelve-month contract do not earn vacation time.

Teachers, administrators, and classified employees earn sick leave at the rate of one and one-fourth days per month. All employees may accumulate an unlimited amount of sick days. Upon retirement, payment is made for one-fourth of the total sick leave accumulation, up to a maximum of 45 days. In addition for every ten (10) day block above the maximum, the employee shall be granted one (1) day per diem.

#### B. *Insurance Benefits*

The School District provides life insurance and accidental death and dismemberment insurance to most employees through the One America/American United Life Insurance Company, as administered by the Metropolitan Education Council. Coverage in the amount of \$40,000 is provided for all full-time classified, certified and exempt employees. The Superintendent and Treasurer have \$100,000 life insurance policies.

### Note 14 - Capitalized Leases

In prior fiscal years, the School District entered into lease agreements to acquire, construct, and install improvements to athletic facilities and equipment. The lease meets the criteria of a capital lease which transfers benefits and risks of ownership to the lessee at the conclusion of the lease term. Capital lease payments are reflected as debt service expenditures in the financial statements for the governmental funds for \$60,986.

The assets acquired through capital leases are as follows:

Buildings and Improvements	\$616,379
Less: Accumulated Depreciation	(138,685)
Total	\$477,694

## Meigs Local School District, Ohio

*Notes to the Basic Financial Statements  
For the Fiscal Year Ended June 30, 2020*

The following is a schedule of the future long-term minimum lease payments required under the capital leases and the present value of the minimum lease payments as of June 30, 2020.

Fiscal Year	Principal	Interest	Total
2021	\$62,736	\$8,955	\$71,691
2022	64,508	7,182	71,690
2023	66,330	5,361	71,691
2024	68,195	3,496	71,691
2025	70,561	1,602	72,163
2026	17,881	42	17,923
Total	\$350,211	\$26,638	\$376,849

### Note 15 - Long-Term Obligations

Changes in long-term obligations during fiscal year 2020 were as follows:

	Principal Outstanding 6/30/19	Additions	Deductions	Principal Outstanding 6/30/20	Amounts Due within One Year
2020 School Improvement Note 2.0%	\$0	\$180,000	\$0	\$180,000	\$34,460
2015 School Improvement Refunding Bonds, 2.3%	1,875,000	0	425,000	1,450,000	495,000
Total Note and Bonds	1,875,000	180,000	425,000	1,630,000	529,460
Net Pension Liability:					
STRS	18,553,243	78,987	0	18,632,230	0
SERS	5,784,709	344,940	0	6,129,649	0
Total Net Pension Liability	24,337,952	423,927	0	24,761,879	0
Net OPEB Liability - SERS	2,841,222	0	200,192	2,641,030	0
Capital Leases Payable	411,197	0	60,986	350,211	62,736
Sick Leave Benefits Payable	1,017,802	124,162	18,667	1,123,297	64,365
Total Long-Term Obligations	\$30,483,173	\$728,089	\$704,845	\$30,506,417	\$656,561

The capital leases will be paid from the General Fund. Sick leave benefits will be paid from the General Fund, the Food Service Special Revenue Fund, and the Title I Special Revenue Fund. There are no repayment schedules for the net pension and net OPEB liabilities. However, employer pension/OPEB contributions are made from the following funds: General Fund, the Food Service Special Revenue Fund, the Local Grants Special Revenue Fund, the Title I Special Revenue Fund, and multiple Federal Grants Special Revenue Funds. See Notes 11 and 12 for additional information related to net pension and net OPEB liabilities.

## Meigs Local School District, Ohio

*Notes to the Basic Financial Statements  
For the Fiscal Year Ended June 30, 2020*

In 2020, the School District issued \$180,000 in unvoted School Improvement Notes for the improvement, maintenance, and repair of the School District facilities. The notes were issued for a five year period with final maturities at June 15, 2025. As of June 30, 2020, the School District had not spent any of the proceeds.

Principal and interest requirements to retire the note outstanding at June 30, 2020, are as follows:

Fiscal Year Ending June 30,	Principal	Interest	Total Payment
2021	\$34,460	\$3,453	\$37,913
2022	35,288	2,625	37,913
2023	36,010	1,903	37,913
2024	36,744	1,169	37,913
2025	37,498	415	37,913
Total	\$180,000	\$9,565	\$189,565

On September 3, 2015, the School District issued \$3,115,000 in voted School Improvement Refunding Bonds, which included term bonds. The bonds advance refunded \$3,115,000 of outstanding 2007 School Improvement General Obligation Bonds. The bonds were issued for a seven year period with final maturities at December 1, 2022.

Principal and interest requirements to retire bonds outstanding at June 30, 2020 are, as follows:

Fiscal Year Ending June 30,	Principal	Interest	Total Payment
2021	\$495,000	\$27,658	\$522,658
2022	485,000	16,387	501,387
2023	470,000	5,405	475,405
Total	\$1,450,000	\$49,450	\$1,499,450

The School District's voted legal debt margin was \$16,644,487, with an unvoted debt margin of \$182,563 at June 30, 2020

### Note 16 - Interfund Transactions

As of June 30, 2020, receivables and payables that resulted from various interfund transactions were as follows:

	Receivable	Payable
General Fund	\$28,880	\$0
Other Governmental Funds:		
Student Activity	0	5,431
Special Education IDEA B	0	137
Miscellaneous Federal Grants	0	23,312
Total	0	28,880
Total All Funds	\$28,880	\$28,880

## **Meigs Local School District, Ohio**

*Notes to the Basic Financial Statements*

*For the Fiscal Year Ended June 30, 2020*

---

All the interfund balances resulted from the time lag between the dates that (1) interfund goods and services are provided or reimbursable expenditures occur, (2) transactions are recorded in the accounting system, or (3) payments between funds are made.

The General Fund transferred \$27,608 to the District Managed Activities Special Revenue Fund and \$8,000 to the Early Childhood Education Special Revenue Fund during fiscal year 2020. The transfers were made to use unrestricted revenues collected in the General Fund to finance student programs accounted for in another fund in accordance with budgetary authorizations

### **Note 17 - Jointly Governed Organizations**

#### ***A. Metropolitan Educational Technology Association (META) Solutions***

The School District participates in the Metropolitan Educational Technology Association (META), formed from the merger of the Metropolitan Educational Council (MEC) and the Southeastern Ohio Voluntary Education Cooperative (SEOVEC) during fiscal year 2016, which is a jointly governed organization, created as a regional council of governments pursuant to Chapter 167 of the Ohio Revised Code. META operates as, and has all the powers of, a data acquisition site/information technology center pursuant to applicable provisions of the Ohio Revised Code. The organization was formed for the purpose of identifying, developing, and providing to members and nonmembers innovative educational and technological services and products, as well as expanded opportunities for cooperative purchasing. The General Assembly of META consists of one delegate from every member school district. The delegate is the superintendent of the school district or the superintendent's designee. The degree of control exercised by any participating school district is limited to its representation on the General Assembly. The General Assembly exercises total control over the operation of META including budgeting, appropriating, contracting, and designating management. During 2020, the School District paid \$97,117 for services with META. Financial information can be obtained from Metropolitan Educational Technology Association at 100 Executive Drive, Marion, Ohio 43302.

#### ***B. Coalition of Rural and Appalachian Schools***

The Coalition of Rural and Appalachian Schools (CORAS) is a jointly governed organization composed of over 130 school districts and other educational institutions in the 35-county region of Ohio designated as Appalachia. The Coalition is operated by a board which is composed of seventeen members. One elected and one appointed from each of the seven regions into which the 35 Appalachian counties are divided; and three from Ohio University College of Education. The board exercised total control over the operations of CORAS including budgeting, appropriating, contracting, and designating management. Each participant's control is limited to its representation on the board. The Coalition provides various in-service training programs for school district administrative personnel; gathers data regarding the level of education provided to children in the region; cooperates with other professional groups to assess and develop programs designed to meet the needs of member districts; and provides staff development programs for school district personnel. The Coalition is not dependent on the continued participation of the School District and the School District does not maintain an equity interest in or financial responsibility for the Coalition. During fiscal year 2020, the School District did not make any payments for services provided during the year. Financial information may be obtained from the Coalition of Rural and Appalachian Schools at Lindley Hall Room 200, Ohio University, Athens, Ohio 45701.



# Meigs Local School District, Ohio

Notes to the Basic Financial Statements

For the Fiscal Year Ended June 30, 2020

---

## Note 18 - Insurance Purchasing Pools

### A. Ohio School Boards Association Workers' Compensation Group Rating Program

The School District participates in the Ohio School Boards Association Workers' Compensation Group Rating Program (GRP), an insurance purchasing pool. The GRP's business and affairs are conducted by a three member Board of directors consisting of the President, the President-Elect, and the Immediate Past President of the OSBA. The Executive Director of the OSBA, or his designee, serves as coordinator of the program. Each year, the participating school districts pay an enrollment fee to the GRP to cover the costs of administering the program.

### B. Jefferson Health Plan

The School District participates in the Jefferson Health Plan, an insurance purchasing pool. The Plan's business and affairs are conducted by a Board of Trustees consisting of the current Superintendent of each of the school districts and county boards of education in the Plan. The Executive Director, or his designee, serves as coordinator of the program. Each month, the participating school districts pay a premium to the Plan to cover the costs of administering the program.

## Note 19 - Set-Aside Calculations

The School District is required by State statute to annually set aside in the General Fund an amount based on a statutory formula for the acquisition and construction of capital improvements. Amounts not spent by fiscal year end or offset by similarly restricted resources received during the year must be held in cash at fiscal year end and carried forward to be used for the same purposes in future fiscal years.

The following cash basis information describes the change in the fiscal year end set-aside amounts for capital acquisition. Disclosure of this information is required by State statute.

	<u>Capital Improvements</u>
Set-Aside Reserve Balance as of as of June 30, 2019	\$0
Current Year Set-Aside Requirement	310,513
Prior Year Offset from Bond Proceeds	<u>(310,513)</u>
Totals	<u>\$0</u>
Set-Aside Balance Carried Forward to Future Fiscal Years	<u>\$0</u>

The School District has \$2,268,100 remaining prior year bond proceeds that can be used to offset the capital acquisition set-aside requirement.

# Meigs Local School District, Ohio

Notes to the Basic Financial Statements  
For the Fiscal Year Ended June 30, 2020

---

## Note 20 - Encumbrances

Encumbrances are commitments related to unperformed contracts for goods or services. Encumbrance accounting is utilized to the extent necessary to assure effective budgetary control and accountability and to facilitate effective cash planning and control. At fiscal year end, the amount of governmental encumbrances expected to be honored upon performance by the vendor in the next fiscal year were as follows:

General Fund	\$274,874
Nonmajor Funds	<u>152,829</u>
Total	<u><u>\$427,703</u></u>

## Note 21 - Contingencies

### A. Grants

The School District received financial assistance from federal and State agencies in the form of grants. The expenditure of funds received under these programs generally requires compliance with terms and conditions specified in the grant agreements and are subject to audit by the grantor agencies. Any disallowed claims resulting from such audits could become a liability of the General Fund or other applicable funds. However, the effect of any such disallowed claims on the overall financial position of the School District at June 30, 2020, if applicable, cannot be determined at this time.

### B. Litigation

As of June 30, 2020, the School District is currently not a party to any material legal proceedings.

### C. School Foundation

School District foundation funding is based on the annualized full-time equivalent (FTE) enrollment of each student. The Ohio Department of Education (ODE) is legislatively required to adjust/reconcile funding as enrollment information is updated by schools throughout the State, which can extend past the fiscal year end. The final adjustment was not material and is not reflected in the accompanying financial statements.

## Note 22 - COVID 19

The United States and the State of Ohio declared a state of emergency in March of 2020 due to the COVID-19 pandemic. The financial impact of COVID-19 and the continuing emergency measures will impact subsequent periods of the School District. The School District's investment portfolio and the investments of the pension and other employee benefit plans in which the School District participates fluctuate with market conditions, and due to market volatility, the amount of gains or losses that will be recognized in subsequent periods, if any, cannot be determined. In addition, the impact on the School District's future operating costs, revenues, and additional recovery from emergency funding, either federal or state, cannot be estimated.

## Required Supplementary Information

**Meigs Local School District, Ohio**  
*Required Supplementary Information*  
*Schedule of the School District's Proportionate Share of the Net Pension Liability*  
*School Employees Retirement System of Ohio*  
*Last Seven Fiscal Years (1)\**

	<u>2020</u>	<u>2019</u>	<u>2018</u>
School District's Proportion of the Net Pension Liability	0.10244810%	0.10100440%	0.09487320%
School District's Proportionate Share of the Net Pension Liability	\$6,129,649	\$5,784,709	\$5,668,464
School District's Covered Payroll	\$3,517,889	\$3,322,807	\$3,065,429
School District's Proportionate Share of the Net Pension Liability as a Percentage of its Covered Payroll	174.24%	174.09%	184.92%
Plan Fiduciary Net Position as a Percentage of the Total Pension Liability	70.85%	71.36%	69.50%

(1) Although this schedule is intended to reflect information for ten years, information prior to 2014 is not available. An additional column will be added each fiscal year.

\*Amounts presented for each fiscal year were determined as of the School District's measurement date which is the prior fiscal year end.

See accompanying notes to the required supplementary information

---

<u>2017</u>	<u>2016</u>	<u>2015</u>	<u>2014</u>
0.09499670%	0.09044680%	0.09131900%	0.09131900%
\$6,952,882	\$5,160,982	\$4,621,603	\$5,430,448
\$2,943,586	\$2,958,847	\$3,379,847	\$3,232,237
236.20%	174.43%	136.74%	168.01%
62.98%	69.16%	71.70%	65.52%

**Meigs Local School District, Ohio**  
*Required Supplementary Information*  
*Schedule of the School District's Proportionate Share of the Net Pension Liability*  
*State Teachers Retirement System of Ohio*  
*Last Seven Fiscal Years (1)\**

	2020	2019	2018
School District's Proportion of the Net Pension Liability	0.08425384%	0.08437989%	0.08766489%
School District's Proportionate Share of the Net Pension Liability	\$18,632,230	\$18,553,243	\$20,824,983
School District's Covered Payroll	\$9,896,707	\$9,607,007	\$9,344,486
School District's Proportionate Share of the Net Pension Liability as a Percentage of its Covered Payroll	188.27%	193.12%	222.86%
Plan Fiduciary Net Position as a Percentage of the Total Pension Liability	77.40%	77.30%	75.30%

(1) Although this schedule is intended to reflect information for ten years, information prior to 2014 is not available. An additional column will be added each fiscal year.

\*Amounts presented for each fiscal year were determined as of the School District's measurement date which is the prior fiscal year end.

See accompanying notes to the required supplementary information

2017	2016	2015	2014
0.08539212%	0.08125793%	0.07973860%	0.07973860%
\$28,583,317	\$22,457,315	\$19,395,177	\$23,103,420
\$9,023,614	\$8,855,843	\$7,029,862	\$8,851,969
316.76%	253.59%	275.90%	261.00%
66.80%	72.10%	74.70%	69.30%

**Meigs Local School District, Ohio**  
*Required Supplementary Information*  
*Schedule of the School District's Proportionate Share of the Net OPEB Liability*  
*School Employees Retirement System of Ohio*  
*Last Four Fiscal Years (1)*

	2020	2019	2018	2017
School District's Proportion of the Net OPEB Liability	0.10501990%	0.10241330%	0.09622990%	0.09605870%
School District's Proportionate Share of the Net OPEB Liability	\$2,641,030	\$2,841,222	\$2,582,558	\$2,738,028
School District's Covered Payroll	\$3,517,889	\$3,322,807	\$3,065,429	\$2,943,586
School District's Proportionate Share of the Net OPEB Liability as a Percentage of its Covered Payroll	75.07%	85.51%	84.25%	93.02%
Plan Fiduciary Net Position as a Percentage of the Total OPEB Liability	15.57%	13.57%	12.46%	11.49%

(1) Although this schedule is intended to reflect information for ten years, information prior to 2017 is not available. An additional column will be added each fiscal year.

\*Amounts presented for each fiscal year were determined as of the School District's measurement date which is the prior fiscal year end.

See accompanying notes to the required supplementary information



**Meigs Local School District, Ohio**  
*Required Supplementary Information*  
*Schedule of the School District's Proportionate Share of the Net OPEB Liability (Asset)*  
*State Teachers Retirement System of Ohio*  
*Last Four Fiscal Years (1)*

	2020	2019	2018	2017
School District's Proportion of the Net OPEB Liability	0.08425384%	0.08437989%	0.08766489%	0.08539212%
School District's Proportionate Share of the Net OPEB Liability (Asset)	(\$1,395,446)	(\$1,355,899)	\$3,420,361	\$4,566,793
School District's Covered Payroll	\$9,896,707	\$9,607,007	\$9,344,486	\$9,023,614
School District's Proportionate Share of the Net OPEB Liability (Asset) as a Percentage of its Covered Payroll	-14.10%	-14.11%	36.60%	50.61%
Plan Fiduciary Net Position as a Percentage of the Total OPEB Liability (Asset)	174.70%	176.00%	47.10%	37.30%

(1) Although this schedule is intended to reflect information for ten years, information prior to 2017 is not available. An additional column will be added each fiscal year.

\*Amounts presented for each fiscal year were determined as of the School District's measurement date which is the prior fiscal year end.

See accompanying notes to the required supplementary information

**Meigs Local School District, Ohio**  
*Required Supplementary Information*  
*Schedule of the School District Contributions*  
*School Employees Retirement System of Ohio*  
*Last Ten Fiscal Years*

	<u>2020</u>	<u>2019</u>	<u>2018</u>	<u>2017</u>
<b>Net Pension Liability</b>				
Contractually Required Contribution	\$487,031	\$474,915	\$448,579	\$429,160
Contributions in Relation to the Contractually Required Contribution	<u>(487,031)</u>	<u>(474,915)</u>	<u>(448,579)</u>	<u>(429,160)</u>
Contribution Deficiency (Excess)	<u>\$0</u>	<u>\$0</u>	<u>\$0</u>	<u>\$0</u>
School District Covered Payroll (1)	\$3,478,793	\$3,517,889	\$3,322,807	\$3,065,429
Pension Contributions as a Percentage of Covered Payroll	<u>14.00%</u>	<u>13.50%</u>	<u>13.50%</u>	<u>14.00%</u>
<b>Net OPEB Liability</b>				
Contractually Required Contribution (2)	\$59,321	\$81,834	\$71,695	\$52,242
Contributions in Relation to the Contractually Required Contribution	<u>(59,321)</u>	<u>(81,834)</u>	<u>(71,695)</u>	<u>(52,242)</u>
Contribution Deficiency (Excess)	<u>\$0</u>	<u>\$0</u>	<u>\$0</u>	<u>\$0</u>
OPEB Contributions as a Percentage of Covered Payroll	<u>1.71%</u>	<u>2.33%</u>	<u>2.16%</u>	<u>1.70%</u>
Total Contributions as a Percentage of Covered Payroll (2)	<u>15.71%</u>	<u>15.83%</u>	<u>15.66%</u>	<u>15.70%</u>

(1) The School District's covered payroll is the same for Pension and OPEB.

(2) Includes Surcharge

See accompanying notes to the required supplementary information

2016	2015	2014	2013	2012	2011
\$412,102	\$389,973	\$468,447	\$447,342	\$431,703	\$442,796
(412,102)	(389,973)	(468,447)	(447,342)	(431,703)	(442,796)
<u>\$0</u>	<u>\$0</u>	<u>\$0</u>	<u>\$0</u>	<u>\$0</u>	<u>\$0</u>
\$2,943,586	\$2,958,847	\$3,379,847	\$3,232,237	\$3,209,685	\$3,522,642
<u>14.00%</u>	<u>13.18%</u>	<u>13.86%</u>	<u>13.84%</u>	<u>13.45%</u>	<u>12.57%</u>
\$47,705	\$71,189	\$50,191	\$47,453	\$67,082	\$104,623
(47,705)	(71,189)	(50,191)	(47,453)	(67,082)	(104,623)
<u>\$0</u>	<u>\$0</u>	<u>\$0</u>	<u>\$0</u>	<u>\$0</u>	<u>\$0</u>
<u>1.62%</u>	<u>2.41%</u>	<u>1.49%</u>	<u>1.47%</u>	<u>2.09%</u>	<u>2.97%</u>
<u>15.62%</u>	<u>15.59%</u>	<u>15.35%</u>	<u>15.31%</u>	<u>15.54%</u>	<u>15.54%</u>

**Meigs Local School District, Ohio**  
*Required Supplementary Information*  
*Schedule of the School District Contributions*  
*State Teachers Retirement System of Ohio*  
*Last Ten Fiscal Years*

	<u>2020</u>	<u>2019</u>	<u>2018</u>	<u>2017</u>
<b>Net Pension Liability</b>				
Contractually Required Contribution	\$1,416,197	\$1,385,539	\$1,344,981	\$1,308,228
Contributions in Relation to the Contractually Required Contribution	<u>(1,416,197)</u>	<u>(1,385,539)</u>	<u>(1,344,981)</u>	<u>(1,308,228)</u>
Contribution Deficiency (Excess)	<u>\$0</u>	<u>\$0</u>	<u>\$0</u>	<u>\$0</u>
School District Covered Payroll	\$10,115,693	\$9,896,707	\$9,607,007	\$9,344,486
Pension Contributions as a Percentage of Covered Payroll	<u>14.00%</u>	<u>14.00%</u>	<u>14.00%</u>	<u>14.00%</u>
<b>Net OPEB Liability</b>				
Contractually Required Contribution	\$0	\$0	\$0	\$0
Contributions in Relation to the Contractually Required Contribution	<u>0</u>	<u>0</u>	<u>0</u>	<u>0</u>
Contribution Deficiency (Excess)	<u>\$0</u>	<u>\$0</u>	<u>\$0</u>	<u>\$0</u>
OPEB Contributions as a Percentage of Covered Payroll	<u>0.00%</u>	<u>0.00%</u>	<u>0.00%</u>	<u>0.00%</u>
Total Contributions as a Percentage of Covered Payroll	<u>14.00%</u>	<u>14.00%</u>	<u>14.00%</u>	<u>14.00%</u>

See accompanying notes to the required supplementary information

2016	2015	2014	2013	2012	2011
\$1,263,306	\$1,239,818	\$913,882	\$1,150,756	\$1,113,111	\$1,138,677
(1,263,306)	(1,239,818)	(913,882)	(1,150,756)	(1,113,111)	(1,138,677)
<u>\$0</u>	<u>\$0</u>	<u>\$0</u>	<u>\$0</u>	<u>\$0</u>	<u>\$0</u>
\$9,023,614	\$8,855,843	\$7,029,862	\$8,851,969	\$8,562,392	\$8,759,054
<u>14.00%</u>	<u>14.00%</u>	<u>13.00%</u>	<u>13.00%</u>	<u>13.00%</u>	<u>13.00%</u>
\$0	\$0	\$70,299	\$88,520	\$85,624	\$87,591
0	0	(70,299)	(88,520)	(85,624)	(87,591)
<u>\$0</u>	<u>\$0</u>	<u>\$0</u>	<u>\$0</u>	<u>\$0</u>	<u>\$0</u>
<u>0.00%</u>	<u>0.00%</u>	<u>1.00%</u>	<u>1.00%</u>	<u>1.00%</u>	<u>1.00%</u>
<u>14.00%</u>	<u>14.00%</u>	<u>14.00%</u>	<u>14.00%</u>	<u>14.00%</u>	<u>14.00%</u>

# Meigs Local School District, Ohio

*Notes to Required Supplementary Information*

*For the Fiscal Year Ended June 30, 2020*

## Net Pension Liability

### Changes in Assumptions – SERS

Beginning in fiscal year 2018, an assumption of 2.5 percent was used for COLA or Ad Hoc Cola. Prior to 2018, an assumption of 3 percent was used.

Beginning with fiscal year 2017, amounts reported incorporate changes in assumptions used by SERS in calculating the total pension liability in the latest actuarial valuation. These assumptions compared with those used in fiscal year 2016 and prior are presented below:

	Fiscal Year 2017	Fiscal Year 2016 and Prior
Wage Inflation	3.00 percent	3.25 percent
Future Salary Increases, including inflation	3.50 percent to 18.20 percent	4.00 percent to 22.00 percent
Investment Rate of Return	7.50 percent net of investments expense, including inflation	7.75 percent net of investments expense, including inflation

Beginning with fiscal year 2017, mortality assumptions use mortality rates that are based on the RP-2014 Blue Collar Mortality Table with fully generational projection and a five year age set-back for both males and females. Amounts reported for fiscal year 2016 and prior, use mortality assumptions that are based on the 1994 Group Annuity Mortality Table set back one year for both men and women. Special mortality tables were used for the period after disability retirement.

### Changes in Assumptions - STRS

Beginning with fiscal year 2018, amounts reported incorporate changes in assumptions and changes in benefit terms used by STRS in calculating the total pension liability in the latest actuarial valuation. These new assumptions compared with those used in fiscal year 2017 and prior are presented below:

	Fiscal Year 2018	Fiscal Year 2017 and Prior
Inflation	2.50 percent	2.75 percent
Projected salary increases	12.50 percent at age 20 to 2.50 percent at age 65	12.25 percent at age 20 to 2.75 percent at age 70
Investment Rate of Return	7.45 percent, net of investment expenses, including inflation	7.75 percent, net of investment expenses, including inflation
Payroll Increases	3 percent	3.5 percent
Cost-of-Living Adjustments (COLA)	0.0 percent, effective July 1, 2017	2 percent simple applied as follows: for members retiring before August 1, 2013, 2 percent per year; for members retiring August 1, 2013, or later, 2 percent COLA commences on fifth anniversary of retirement date.

Beginning with fiscal year 2018, post-retirement mortality rates for healthy retirees are based on the RP-2014 Annuitant Mortality Table with 50 percent of rates through age 69, 70 percent of rates between ages 70 and 79, 90 percent of rates between ages 80 and 84, and 100 percent of rates thereafter, projected forward generationally using mortality improvement scale MP-2016. Post-retirement disabled mortality rates are based on the RP-2014 Disabled Mortality Table with 90 percent of rates for males and 100 percent of rates for females, projected forward generationally using mortality improvement scale MP-2016. Pre-retirement

# Meigs Local School District, Ohio

## Notes to Required Supplementary Information

For the Fiscal Year Ended June 30, 2020

---

mortality rates are based on RP-2014 Employee Mortality Table, projected forward generationally using mortality improvement scale MP-2016.

For fiscal year 2017 and prior actuarial valuation, mortality rates were based on the RP-2000 Combined Mortality Table (Projection 2022—Scale AA) for Males and Females. Males' ages are set-back two years through age 89 and no set-back for age 90 and above. Females younger than age 80 are set back four years, one year set back from age 80 through 89, and no set back from age 90 and above.

### Net OPEB Liability

#### Changes in Assumptions – SERS

Amounts reported incorporate changes in key methods and assumptions used in calculating the total OPEB liability as presented below:

Municipal Bond Index Rate:	
Fiscal year 2020	3.13 percent
Fiscal year 2019	3.62 percent
Fiscal year 2018	3.56 percent
Fiscal year 2017	2.92 percent
Single Equivalent Interest Rate, net of plan investment expense, including price inflation	
Fiscal year 2020	3.22 percent
Fiscal year 2019	3.70 percent
Fiscal year 2018	3.63 percent
Fiscal year 2017	2.98 percent

#### Changes in Assumptions – STRS

For fiscal year 2018, the discount rate was increased from 3.26 percent to 4.13 percent based on the methodology defined under GASB *Statement No. 74, Financial Reporting for Postemployment Benefit Plans Other Than Pension Plans (OPEB)* and the long term expected rate of return was reduced from 7.75 percent to 7.45 percent. Valuation year per capita health care costs were updated, and the salary scale was modified. The percentage of future retirees electing each option was updated based on current data and the percentage of future disabled retirees and terminated vested participants electing health coverage were decreased. The assumed mortality, disability, retirement, withdrawal and future health care cost trend rates were modified along with the portion of rebated prescription drug costs.

For fiscal year 2019, the discount rate was increased from the blended rate of 4.13 percent to the long-term expected rate of return of 7.45.

#### Changes in Benefit Terms – STRS OPEB

For fiscal year 2018, the subsidy multiplier for non-Medicare benefit recipients was reduced from 2.1 percent to 1.9 percent per year of service. Medicare Part B premium reimbursements were discontinued for certain survivors and beneficiaries and all remaining Medicare Part B premium reimbursements will be discontinued beginning January 2020.

For fiscal year 2019, the subsidy multiplier for non-Medicare benefit recipients was increased from 1.9 percent to 1.944 percent per year of service effective January 1, 2019. The non-Medicare frozen subsidy base

## **Meigs Local School District, Ohio**

*Notes to Required Supplementary Information*

*For the Fiscal Year Ended June 30, 2020*

---

premium was increased effective January 1, 2019 and all remaining Medicare Part B premium reimbursements will be discontinued beginning January 1, 2020.

For fiscal year 2020, there was no change to the claims costs process. Claim curves were trended to the fiscal year ending June 30, 2020 to reflect the current price renewals. The non-Medicare subsidy percentage was increased effective January 1, 2020 from 1.944 percent to 1.984 percent per year of service. The non-Medicare frozen subsidy base premium was increased effective January 1, 2020. The Medicare subsidy percentages were adjusted effective January 1, 2021 to 2.1 percent for the Medicare plan. The Medicare Part B monthly reimbursement elimination date was postponed to January 1, 2021.



**Meigs Local School District**  
*Schedule of Federal Awards Expenditures*  
*For the Fiscal Year Ended June 30, 2020*

Federal Grantor/Pass Through Grantor/Program Title	Pass Through Entity Number	Federal CFDA Number	Federal Awards Expenditures
<b><u>United States Department of Agriculture</u></b>			
<i>Passed through the Ohio Department of Education</i>			
Child Nutrition Cluster:			
School Breakfast Program	3L70	10.553	\$ 245,466
COVID 19 School Breakfast Program	3L70	10.553	20,856
National School Lunch Program	3L60	10.555	472,683
COVID 19 National School Lunch Program	3L60	10.555	40,620
Summer Food Program	3GE0	10.559	35,661
COVID 19 Summer Food Program	3GE0	10.559	270,929
Non-Cash Assistance	3L60	10.555	<u>87,276</u>
Total Child Nutrition Cluster			<u>1,173,491</u>
Fresh Fruit and Vegetable Program	3GG0	10.582	<u>33,514</u>
<b>Total United States Department of Agriculture</b>			<u>1,207,005</u>
<b><u>United States Department of Education</u></b>			
<i>Passed through the Ohio Department of Education</i>			
Special Education Cluster (IDEA)			
Special Education-Grants to States	3M20	84.027	405,156
Special Education-Preschool Grants	3C50	84.173	<u>5,501</u>
Total Special Education Cluster (IDEA)			410,657
Title I Grants to Local Educational Agencies	3M00	84.010	1,017,463
Career and Technical Education - Basic Grants to States	3L90	84.048	62,480
Rural Education	3Y80	84.358	22,740
Student Support and Academic Enrichment Program	3HI0	84.424	29,183
Twenty-First Century Community Learning Centers	3Y20	84.287	347,306
Supporting Effective Instruction State Grants	3Y60	84.367	<u>114,077</u>
<b>Total United States Department of Education</b>			<u>2,003,906</u>
<b>Total Federal Financial Assistance</b>			<u><u>\$3,210,911</u></u>

The notes to the schedule of federal awards expenditures are an integral part of this schedule.

**MEIGS LOCAL SCHOOL DISTRICT  
MEIGS COUNTY**

**NOTES TO THE SCHEDULE OF FEDERAL AWARDS EXPENDITURES  
2 CFR 200.510(b)(6)  
FOR THE YEAR ENDED JUNE 30, 2020**

**NOTE A – BASIS OF PRESENTATION**

The accompanying Schedule of Expenditures of Federal Awards (the Schedule) includes the federal award activity of the Meigs Local School District (the School District's) under programs of the federal government for the year ended June 30, 2020. The information on this Schedule is prepared in accordance with the requirements of Title 2 U.S. Code of Federal Regulations Part 200, *Uniform Administrative Requirements, Cost Principles, and Audit Requirements for Federal Awards* (Uniform Guidance). Because the Schedule presents only a selected portion of the operations of the School District, it is not intended to and does not present the financial position, changes in net position, or cash flows of the School District.

**NOTE B – SUMMARY OF SIGNIFICANT ACCOUNTING POLICIES**

Expenditures reported on the Schedule are reported on the cash basis of accounting. Such expenditures are recognized following the cost principles contained in Uniform Guidance wherein certain types of expenditures may or may not be allowable or may be limited as to reimbursement.

**NOTE C – INDIRECT COST RATE**

The School District has elected not to use the 10-percent de minimis indirect cost rate as allowed under the Uniform Guidance.

**NOTE D - CHILD NUTRITION CLUSTER**

The School District commingles cash receipts from the U.S. Department of Agriculture with similar State grants. When reporting expenditures on this Schedule, the School District assumes it expends federal monies first.

**NOTE E – FOOD DONATION PROGRAM**

The School District reports commodities consumed on the Schedule at the fair value. The School District allocated donated food commodities to the respective program that benefitted from the use of those donated food commodities.

**NOTE F - TRANSFERS BETWEEN PROGRAM YEARS**

Federal regulations require schools to obligate certain federal awards by June 30. However, with ODE's consent, schools can transfer unobligated amounts to the subsequent fiscal year's program. The District transferred the following amounts from 2020 to 2021 programs:

<b>Program Title</b>	<b>CFDA Number</b>	<b>Amount Transferred</b>
Supporting Effective Instruction – State Grants	84.367	\$ 15,056
Student Support and Academic Enrichment Program	84.424	17,011
Rural Education	84.358	25,534
Special Education – Grants to States	84.027	6,288
Title I	84.010	87,687
Title I - SSI	84.010	52,500

**Report on Internal Control Over Financial Reporting and on Compliance and Other Matters Based on an Audit of Financial Statements Performed in Accordance With *Government Auditing Standards***

Independent Auditor's Report

Board of Education  
Meigs Local School District  
41765 Pomeroy Pike  
Pomeroy, Ohio 41765

We have audited, in accordance with the auditing standards generally accepted in the United States of America and the standards applicable to financial audits contained in *Government Auditing Standards* issued by the Comptroller General of the United States, the financial statements of the governmental activities, each major fund, and the aggregate remaining fund information of Meigs Local School District, Meigs County, Ohio (the School District) as of and for the year ended June 30, 2020, and the related notes to the financial statements, which collectively comprise the School District's basic financial statements, and have issued our report thereon dated March 8, 2021, wherein we noted the School District adopted new accounting guidance in Governmental Accounting Standards Board Statement No. 84, "Fiduciary Activities" and restated beginning net position and fund balance as a result of this implementation and the financial impact of COVID-19 and the continuing emergency measures will impact subsequent periods of the School District.

**Internal Control Over Financial Reporting**

In planning and performing our audit of the financial statements, we considered the School District's internal control over financial reporting (internal control) as a basis for designing audit procedures that are appropriate in the circumstances for the purpose of expressing our opinions on the financial statements, but not for the purpose of expressing an opinion on the effectiveness of the School District's internal control. Accordingly, we do not express an opinion on the effectiveness of the School District's internal control.

A deficiency in internal control exists when the design or operation of a control does not allow management or employees, in the normal course of performing their assigned functions, to prevent, or detect and correct, misstatements on a timely basis. A material weakness is a deficiency, or a combination of deficiencies, in internal control, such that there is a reasonable possibility that a material misstatement of the School District's financial statements will not be prevented, or detected and corrected on a timely basis. A significant deficiency is a deficiency, or a combination of deficiencies, in internal control that is less severe than a material weakness, yet important enough to merit attention by those charged with governance.

Our consideration of internal control was for the limited purpose described in the first paragraph of this section and was not designed to identify all deficiencies in internal control that might be material weaknesses or significant deficiencies. Given these limitations, during our audit we did not identify any deficiencies in internal control that we consider to be material weaknesses. However, material weaknesses may exist that have not been identified.

Meigs Local School District

Report on Internal Control Over Financial Reporting and on Compliance and Other Matters Based on an Audit of Financial Statements Performed in Accordance With *Government Auditing Standards*


Page 2

### **Compliance and Other Matters**

As part of obtaining reasonable assurance about whether the School District's financial statements are free from material misstatement, we performed tests of its compliance with certain provisions of laws, regulations, contracts, and grant agreements, noncompliance with which could have a direct and material effect on the financial statements. However, providing an opinion on compliance with those provisions was not an objective of our audit, and accordingly, we do not express such an opinion. The results of our tests disclosed no instances of noncompliance or other matters that are required to be reported under *Government Auditing Standards*.

### **Purpose of this Report**

The purpose of this report is solely to describe the scope of our testing of internal control and compliance and the results of that testing, and not to provide an opinion on the effectiveness of the School District's internal control or on compliance. This report is an integral part of an audit performed in accordance with *Government Auditing Standards* in considering the School District's internal control and compliance. Accordingly, this communication is not suitable for any other purpose.



Millhuff-Stang, CPA, Inc.  
Portsmouth, Ohio

March 8, 2021

**Report on Compliance For Each Major Federal Program and on Internal Control Over Compliance  
Required by the Uniform Guidance**

Independent Auditor's Report

Board of Education  
Meigs Local School District  
41765 Pomeroy Pike  
Pomeroy, Ohio 41765

**Report on Compliance for Each Major Federal Program**

We have audited Meigs Local School District's (the School District) compliance with the types of compliance requirements described in the *OMB Compliance Supplement* that could have a direct and material effect on the School District's major federal program for the year ended June 30, 2020. The School District's major federal program is identified in the summary of auditor's results section of the accompanying schedule of findings and questioned costs.

**Management's Responsibility**

Management is responsible for compliance with federal statutes, regulations, and the terms and conditions of its federal awards applicable to its federal programs.

**Auditor's Responsibility**

Our responsibility is to express an opinion on compliance for the School District's major federal program based on our audit of the types of compliance requirements referred to above. We conducted our audit of compliance in accordance with auditing standards generally accepted in the United States of America; the standards applicable to financial audits contained in *Government Auditing Standards*, issued by the Comptroller General of the United States; and the audit requirements of Title 2 U.S. *Code of Federal Regulations* Part 200, *Uniform Administrative Requirements, Cost Principles, and Audit Requirements for Federal Awards* (Uniform Guidance). Those standards and the Uniform Guidance require that we plan and perform the audit to obtain reasonable assurance about whether noncompliance with the types of compliance requirements referred to above that could have a direct and material effect on a major federal program occurred. An audit includes examining, on a test basis, evidence about the School District's compliance with those requirements and performing such other procedures as we considered necessary in the circumstances.

We believe that our audit provides a reasonable basis for our opinion on compliance for the major federal program. However, our audit does not provide a legal determination of the School District's compliance.

***Opinion on Each Major Federal Program***

In our opinion, the School District complied, in all material respects, with the types of compliance requirements referred to above that could have a direct and material effect on the School District's major federal program for the year ended June 30, 2020.

Meigs Local School District  
Report on Compliance For Each Major Federal Program and on Internal Control Over Compliance  
Required by the Uniform Guidance

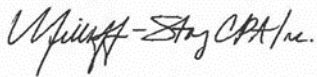
**Report on Internal Control Over Compliance**

Management of the School District is responsible for establishing and maintaining effective internal control over compliance with the types of compliance requirements referred to above. In planning and performing our audit of compliance, we considered the School District's internal control over compliance with the types of requirements that could have a direct and material effect on the major federal program to determine the auditing procedures that are appropriate in the circumstances for the purpose of expressing an opinion on compliance for the major federal program and to test and report on internal control over compliance in accordance with the Uniform Guidance, but not for the purpose of expressing an opinion on the effectiveness of internal control over compliance. Accordingly, we do not express an opinion on the effectiveness of the School District's internal control over compliance.

A deficiency in internal control over compliance exists when the design or operation of a control over compliance does not allow management or employees, in the normal course of performing their assigned functions, to prevent, or detect and correct, noncompliance with a type of compliance requirement of a federal program on a timely basis. A material weakness in internal control over compliance is a deficiency, or combination of deficiencies, in internal control over compliance, such that there is a reasonable possibility that material noncompliance with a type of compliance requirement of a federal program will not be prevented, or detected and corrected, on a timely basis. A significant deficiency in internal control over compliance is a deficiency, or a combination of deficiencies, in internal control over compliance with a type of compliance requirement of a federal program that is less severe than a material weakness in internal control over compliance, yet important enough to merit attention by those charged with governance.

Our consideration of internal control over compliance was for the limited purpose described in the first paragraph of this section and was not designed to identify all deficiencies in internal control over compliance that might be material weaknesses or significant deficiencies. We did not identify any deficiencies in internal control over compliance that we consider to be material weaknesses. However, material weaknesses may exist that have not been identified.

The purpose of this report on internal control over compliance is solely to describe the scope of our testing of internal control over compliance and the results of that testing based on the requirements of the Uniform Guidance. Accordingly, this report is not suitable for any other purpose.



Millhuff-Stang, CPA, Inc.  
Portsmouth, Ohio

March 8, 2021

**Meigs Local School District**  
*Schedule of Findings and Questioned Costs*  
*For the Fiscal Year Ended June 30, 2020*

**Section I – Summary of Auditor’s Results**

<i>Financial Statements</i>	
Type of report the auditor issued on whether the financial statements audited were prepared in accordance with GAAP:	Unmodified
Internal control over financial reporting:	
Material weakness(es) identified?	No
Significant deficiency(ies) identified?	None reported
Noncompliance material to financial statements noted?	No
<i>Federal Awards</i>	
Internal control over major program(s):	
Material weakness(es) identified?	No
Significant deficiency(ies) identified?	None reported
Type of auditor’s report issued on compliance for major programs:	Unmodified
Any auditing findings disclosed that are required to be reported in accordance with 2 CFR 200.516(a)?	No
Identification of major program(s):	Nutrition Cluster (CFDA #10.553, 10.555, 10.559)
Dollar threshold used to distinguish between type A and type B programs:	Type A: >\$750,000 Type B: all others
Auditee qualified as low-risk auditee?	Yes

**Section II – Financial Statement Findings**

None

**Section III – Federal Award Findings and Questioned Costs**

None

**This page intentionally left blank.**



# OHIO AUDITOR OF STATE KEITH FABER



**MEIGS LOCAL SCHOOL DISTRICT**

**MEIGS COUNTY**

**AUDITOR OF STATE OF OHIO CERTIFICATION**

This is a true and correct copy of the report, which is required to be filed pursuant to Section 117.26, Revised Code, and which is filed in the Office of the Ohio Auditor of State in Columbus, Ohio.



**Certified for Release 5/20/2021**

88 East Broad Street, Columbus, Ohio 43215  
Phone: 614-466-4514 or 800-282-0370

This report is a matter of public record and is available online at  
[www.ohioauditor.gov](http://www.ohioauditor.gov)