



STATE TEACHERS
RETIREMENT SYSTEM
OF OHIO

**Schedules of Employer Allocations
and Collective Pension Amounts by Employer**

June 30, 2020

OHIO AUDITOR OF STATE
KEITH FABER



88 East Broad Street
Columbus, Ohio 43215
IPAReport@ohioauditor.gov
(800) 282-0370

Retirement Board
State Teachers Retirement System of Ohio
275 East Broad Street
Columbus, Ohio 43215

We have reviewed the *Independent Auditors' Report* of the GASB 68 (Pension) related schedules of the State Teachers Retirement System of Ohio, Franklin County, prepared by CliftonLarsonAllen LLP, for the audit period July 1, 2019 through June 30, 2020. Based upon this review, we have accepted these reports. The Auditor of State did not audit the accompanying schedules and, accordingly, we are unable to express, and do not express an opinion on them.

Our review was made in reference to the applicable sections of legislative criteria, as reflected by the Ohio Constitution, and the Revised Code, policies, procedures and guidelines of the Auditor of State, regulations and grant requirements. The State Teachers Retirement System of Ohio is responsible for compliance with these laws and regulations.

A handwritten signature in cursive script that reads "Keith Faber".

Keith Faber
Auditor of State
Columbus, Ohio

April 07, 2021

This page intentionally left blank.

Table of Contents

Independent Auditors' Report	1
Schedule of Employer Allocations.....	3
Schedule of Collective Pension Amounts by Employer	27
Notes to Schedules of Employer Allocations and Collective Pension Amounts by Employer.....	47
Independent Auditors' Report on Internal Control Over Financial Reporting and on Compliance and Other Matters Based on an Audit of Financial Statements Performed in Accordance With <i>Government Auditing Standards</i>	51

This page intentionally left blank.



INDEPENDENT AUDITORS' REPORT

Retirement Board
State Teachers Retirement System of Ohio and
The Honorable Keith Faber, Auditor of State

Report on Schedules

We have audited the accompanying schedule of employer allocations of State Teachers Retirement System of Ohio (STRS Ohio), as of and for the year ended June 30, 2020, and the related notes. We have also audited the total for all entities of the columns titled net pension liability, total deferred outflows of resources, total deferred inflows of resources, and total plan pension expense as of and for the year ended June 30, 2020 (specified column totals), included in the accompanying schedule of collective pension amounts by employer of STRS Ohio, and the related notes.

Management's Responsibility for the Financial Statements

Management is responsible for the preparation and fair presentation of these schedules in accordance with accounting principles generally accepted in the United States of America; this includes the design, implementation, and maintenance of internal control relevant to the preparation and fair presentation of schedules that are free from material misstatement, whether due to fraud or error.

Auditors' Responsibility

Our responsibility is to express opinions on the schedule of employer allocations and the specified column totals included in the schedule of collective pension amounts by employer based on our audit. We conducted our audit in accordance with auditing standards generally accepted in the United States of America and the standards applicable to financial audits contained in Government Auditing Standards, issued by the Comptroller General of the United States. Those standards require that we plan and perform the audit to obtain reasonable assurance about whether the schedule of employer allocations and specified column totals included in the schedule of collective pension amounts by employer are free from material misstatement.

An audit involves performing procedures to obtain audit evidence about the amounts and disclosures in the schedule of employer allocations and specified column totals included in the schedule of collective pension amounts by employer. The procedures selected depend on the auditors' judgment, including the assessment of the risks of material misstatement of the schedule of employer allocations and specified column totals included in the schedule of collective pension amounts by employer whether due to fraud or error. In making those risk assessments, the auditor considers internal control relevant to the entity's preparation and fair presentation of the schedule of employer allocations and specified column totals included in the schedule of collective pension amounts by employer in order to design audit procedures that are appropriate in the circumstances, but not for the purpose of expressing an opinion on the effectiveness of the entity's internal control. Accordingly, we express no such opinion. An audit also includes evaluating the appropriateness of accounting policies used and the reasonableness of significant accounting estimates made by management, as well as evaluating the overall presentation of the schedule of employer allocations and specified column totals included in the schedule of collective pension amounts by employer.

We believe that the audit evidence we have obtained is sufficient and appropriate to provide a basis for our audit opinions.

Opinions

In our opinion, the schedules referred to above present fairly, in all material respects, the employer allocations and net pension liability, total deferred outflows of resources, total deferred inflows of resources, and total plan pension expense (income) for the total of all participating entities for STRS Ohio as of and for the year ended June 30, 2020, in accordance with accounting principles generally accepted in the United States of America.

Other Matter


We have audited, in accordance with auditing standards generally accepted in the United States of America, the financial statements of STRS Ohio as of and for the year ended June 30, 2020, and our report thereon, dated December 8, 2020, expressed an unmodified opinion on those statements.

Other Reporting Required by Government Auditing Standards

In accordance with *Government Auditing Standards*, we have also issued our report dated March 15, 2021, on our consideration of STRS Ohio's internal control over financial reporting and on our tests of its compliance with certain provisions of laws, regulations, contracts, and grant agreements and other matters. The purpose of that report is solely to describe the scope of our testing of internal control over financial reporting and compliance and the results of that testing, and not to provide an opinion on the effectiveness of STRS Ohio's internal control over financial reporting or on compliance. That report is an integral part of an audit performed in accordance with *Government Auditing Standards* in considering STRS Ohio's internal control over financial reporting.

Restriction on Use

Our report is intended solely for the information and use of the management of STRS Ohio, The Retirement Board, Ohio STRS employers, and their auditors and is not intended to be, and should not be, used by anyone other than these specified parties.



CliftonLarsonAllen LLP

Toledo, Ohio
March 15, 2021

STATE TEACHERS RETIREMENT SYSTEM OF OHIO
Schedule of Employer Allocations
As of and for the year ended June 30, 2020

Employer Name	Employer Code	County	2020 Fiscal Year	
			Employer Contributions	Employer Allocations
ADAMS COUNTY-OHIO VALLEY LOCAL SCH	0106	ADAMS	2,757,566.70	0.16321008%
MANCHESTER LOCAL SCHOOL	0107	ADAMS	612,969.77	0.03627939%
ALLEN COUNTY ESC	0200	ALLEN	770,617.38	0.04560996%
BATH LOCAL SCHOOLS	0202	ALLEN	1,037,101.13	0.06138214%
ELIDA LOCAL SCHOOLS	0205	ALLEN	1,474,259.03	0.08725589%
ALLEN EAST LOCAL SCHOOLS	0207	ALLEN	659,626.93	0.03904085%
PERRY LOCAL SCHOOLS	0208	ALLEN	514,118.63	0.03042876%
SHAWNEE LOCAL SCHOOLS	0209	ALLEN	1,624,804.29	0.09616610%
SPENCERVILLE LOCAL SCHOOLS	0210	ALLEN	656,602.01	0.03886182%
HILLSDALE LOCAL SCHOOLS	0301	ASHLAND	610,892.44	0.03615644%
MAPLETON LOCAL SCHOOLS	0304	ASHLAND	601,087.89	0.03557615%
ASHTABULA COUNTY SCHOOLS	0400	ASHTABULA	637,616.54	0.03773814%
PYMATUNING VALLEY LOCAL SCHOOLS	0401	ASHTABULA	740,505.22	0.04382774%
BUCKEYE LOCAL SCHOOLS	0402	ASHTABULA	1,095,883.71	0.06486126%
JEFFERSON AREA LOCAL SCHOOLS	0411	ASHTABULA	952,187.71	0.05635643%
GRAND VALLEY LOCAL SCHOOLS	0422	ASHTABULA	713,458.55	0.04222695%
ATHENS-MEIGS ESC	0500	ATHENS	311,961.70	0.01846385%
FEDERAL HOCKING LOCAL SCHOOLS	0504	ATHENS	820,639.83	0.04857061%
TRIMBLE LOCAL SCHOOLS	0505	ATHENS	677,243.54	0.04008352%
ALEXANDER LOCAL SCHOOLS	0510	ATHENS	1,091,250.98	0.06458707%
AUGLAIZE COUNTY ESC	0600	AUGLAIZE	396,447.28	0.02346423%
MINSTER LOCAL SCHOOLS	0607	AUGLAIZE	646,673.11	0.03827417%
NEW BREMEN LOCAL SCHOOLS	0609	AUGLAIZE	587,419.68	0.03476718%
NEW KNOXVILLE LOCAL SCHOOLS	0610	AUGLAIZE	317,749.76	0.01880642%
WAYNESFIELD-GOSHEN LOCAL SCHOOLS	0614	AUGLAIZE	369,800.10	0.02188709%
UNION LOCAL SCHOOLS	0718	BELMONT	1,087,678.31	0.06437562%
SHADYSIDE LOCAL SCHOOLS	0723	BELMONT	437,141.68	0.02587278%
BROWN COUNTY ESC	0800	BROWN	381,623.82	0.02258689%
EASTERN LOCAL SCHOOLS	0803	BROWN	668,915.67	0.03959062%
FAYETTEVILLE-PERRY LOCAL SCHOOLS	0804	BROWN	474,532.37	0.02808580%
WESTERN BROWN LOCAL SCHOOLS	0806	BROWN	1,840,850.28	0.10895305%
RIPLEY-UNION-LEWIS-HUNTINGTON LOCAL	0811	BROWN	660,270.51	0.03907895%
BUTLER COUNTY ESC	0900	BUTLER	1,150,275.19	0.06808049%
LAKOTA LOCAL SCHOOLS	0904	BUTLER	11,974,250.69	0.70871118%
MADISON LOCAL SCHOOLS	0905	BUTLER	964,920.83	0.05711006%
NEW MIAMI LOCAL SCHOOLS	0908	BUTLER	585,244.04	0.03463841%
ROSS LOCAL SCHOOLS	0911	BUTLER	1,839,283.69	0.10886033%
MONROE LOCAL SCHOOLS	0916	BUTLER	1,559,113.71	0.09227812%
BROWN LOCAL SCHOOLS	1002	CARROLL	415,349.78	0.02458300%
MADISON-CHAMPAIGN ESC	1100	CHAMPAIGN	1,023,206.26	0.06055976%
GRAHAM LOCAL SCHOOLS	1102	CHAMPAIGN	1,064,549.56	0.06300671%
TRIAD LOCAL SCHOOLS	1106	CHAMPAIGN	553,831.45	0.03277922%
WEST LIBERTY-SALEM LOCAL SCHOOLS	1107	LOGAN	763,033.24	0.04516109%
CLARK COUNTY ESC	1200	CLARK	772,803.93	0.04573938%
GREENON LOCAL SCHOOLS	1206	CLARK	1,043,442.34	0.06175746%
NORTHEASTERN LOCAL SCHOOLS	1207	CLARK	2,088,098.45	0.12358675%
TECUMSEH LOCAL SCHOOLS	1208	CLARK	2,069,559.72	0.12248951%

STATE TEACHERS RETIREMENT SYSTEM OF OHIO
Schedule of Employer Allocations
As of and for the year ended June 30, 2020

Employer Name	Employer		2020 Fiscal Year	Employer Allocations
	Code	County	Employer Contributions	
NORTHWESTERN LOCAL SCHOOLS	1209	CLARK	1,042,254.03	0.06168712%
SOUTHEASTERN LOCAL SCHOOLS	1212	CLARK	641,738.14	0.03798208%
CLARK-SHAWNEE LOCAL SCHOOLS	1213	CLARK	1,336,273.22	0.07908902%
CLERMONT COUNTY ESC	1300	CLERMONT	1,138,183.47	0.06736483%
BATAVIA LOCAL SCHOOLS	1302	CLERMONT	1,322,196.96	0.07825590%
BETHEL-TATE LOCAL SCHOOLS	1303	CLERMONT	962,084.74	0.05694220%
FELICITY-FRANKLIN LOCAL SCHOOLS	1306	CLERMONT	629,773.93	0.03727397%
GOSHEN LOCAL SCHOOLS	1308	CLERMONT	1,950,603.17	0.11544892%
CLERMONT-NORTHEASTERN LOCAL	1316	CLERMONT	1,047,616.79	0.06200453%
WILLIAMSBURG LOCAL SCHOOLS	1323	CLERMONT	640,092.74	0.03788470%
WEST CLERMONT LOCAL SCHOOLS	1324	CLERMONT	5,120,563.70	0.30306704%
SOUTHERN OHIO ESC	1400	CLINTON	671,958.80	0.03977073%
BLANCHESTER LOCAL SCHOOLS	1402	CLINTON	901,448.26	0.05335336%
CLINTON-MASSIE LOCAL SCHOOLS	1403	CLINTON	1,033,237.31	0.06115346%
EAST CLINTON LOCAL SCHOOLS	1413	CLINTON	882,453.11	0.05222910%
COLUMBIANA COUNTY ESC	1500	COLUMBIAN	571,208.12	0.03380768%
BEAVER LOCAL SCHOOLS	1501	COLUMBIAN	1,116,083.01	0.06605679%
CRESTVIEW LOCAL SCHOOLS	1504	COLUMBIAN	793,019.45	0.04693586%
SOUTHERN LOCAL SCHOOLS	1509	COLUMBIAN	629,286.48	0.03724512%
UNITED LOCAL SCHOOLS	1510	COLUMBIAN	925,780.24	0.05479348%
WELLSVILLE LOCAL SCHOOLS	1511	COLUMBIAN	660,217.50	0.03907581%
RIDGEWOOD LOCAL SCHOOLS	1604	COSHOCTON	865,284.81	0.05121298%
RIVER VIEW LOCAL SCHOOLS	1605	COSHOCTON	1,244,875.95	0.07367956%
WYNFORD LOCAL SCHOOLS	1701	CRAWFORD	750,073.04	0.04439402%
BUCKEYE CENTRAL LOCAL SCHOOLS	1702	CRAWFORD	594,931.39	0.03521177%
COLONEL CRAWFORD LOCAL SCHOOLS	1707	CRAWFORD	633,930.42	0.03751997%
ESC OF NORTHEAST OHIO	1800	CUYAHOGA	4,844,842.71	0.28674815%
CUYAHOGA HEIGHTS LOCAL SCHOOLS	1805	CUYAHOGA	849,278.45	0.05026562%
INDEPENDENCE LOCAL SCHOOLS	1806	CUYAHOGA	1,154,458.55	0.06832809%
RICHMOND HEIGHTS LOCAL SCHOOLS	1811	CUYAHOGA	618,282.42	0.03659383%
DARKE COUNTY SCHOOLS	1900	DARKE	302,547.28	0.01790664%
ANSONIA LOCAL SCHOOLS	1902	DARKE	585,915.21	0.03467813%
FRANKLIN-MONROE LOCAL SCHOOLS	1906	DARKE	438,973.32	0.02598119%
TRI-VILLAGE LOCAL SCHOOLS	1914	DARKE	531,038.67	0.03143020%
MISSISSINAWA VALLEY LOCAL SCHOOLS	1927	DARKE	480,058.61	0.02841288%
ARCANUM BUTLER LOCAL SCHOOLS	1928	DARKE	713,766.46	0.04224517%
CENTRAL LOCAL SCHOOLS	2002	DEFIANCE	807,445.87	0.04778971%
AYERSVILLE LOCAL SCHOOLS	2003	DEFIANCE	568,671.74	0.03365756%
NORTHEASTERN LOCAL SCHOOLS	2006	DEFIANCE	738,581.69	0.04371389%
BUCKEYE VALLEY LOCAL SCHOOLS	2101	DELAWARE	1,560,340.15	0.09235071%
BIG WALNUT LOCAL SCHOOLS	2105	DELAWARE	2,613,432.77	0.15467933%
OLENTANGY LOCAL SCHOOLS	2110	DELAWARE	17,038,764.26	1.00846083%
NORTH POINT ESC	2200	ERIE	1,259,041.34	0.07451796%
EDISON LOCAL SCHOOL DISTRICT	2201	ERIE	1,066,222.00	0.06310570%
KELLEYS ISLAND LOCAL SCHOOLS	2204	ERIE	34,313.46	0.00203089%
MARGARETTA LOCAL SCHOOLS	2205	ERIE	860,058.16	0.05090363%
PERKINS LOCAL SCHOOLS	2207	ERIE	1,567,557.59	0.09277788%

STATE TEACHERS RETIREMENT SYSTEM OF OHIO
Schedule of Employer Allocations
As of and for the year ended June 30, 2020

Employer Name	Employer		2020 Fiscal Year	Employer Allocations
	Code	County	Employer Contributions	
VERMILION LOCAL SCHOOLS	2208	ERIE	1,401,449.49	0.08294656%
FAIRFIELD COUNTY SCHOOLS	2300	FAIRFIELD	795,238.03	0.04706717%
AMANDA-CLEARCREEK LOCAL SCHOOLS	2301	FAIRFIELD	859,950.91	0.05089728%
BERNE UNION LOCAL SCHOOLS	2302	FAIRFIELD	628,650.37	0.03720747%
BLOOM CARROLL LOCAL SCHOOLS	2303	FAIRFIELD	1,183,577.39	0.07005153%
LIBERTY UNION-THURSTON LOCAL SCH	2307	FAIRFIELD	902,146.89	0.05339471%
PICKERINGTON LOCAL SCHOOLS	2308	FAIRFIELD	8,850,141.79	0.52380684%
FAIRFIELD UNION LOCAL SCHOOLS	2309	FAIRFIELD	1,267,015.98	0.07498994%
WALNUT TOWNSHIP LOCAL SCHOOLS	2312	FAIRFIELD	404,395.52	0.02393466%
MIAMI TRACE LOCAL SCHOOLS	2406	FAYETTE	1,706,098.71	0.10097761%
ESC OF CENTRAL OHIO	2500	FRANKLIN	3,055,061.06	0.18081766%
CANAL WINCHESTER LOCAL SCHOOLS	2503	FRANKLIN	2,768,797.16	0.16387476%
HAMILTON LOCAL SCHOOLS	2506	FRANKLIN	2,076,085.23	0.12287573%
GROVEPORT-MADISON LOCAL SCHOOLS	2509	FRANKLIN	4,583,619.05	0.27128729%
NEW ALBANY-PLAIN LOCAL SCHOOLS	2515	FRANKLIN	4,504,998.27	0.26663402%
NORTHWEST OHIO ESC	2600	FULTON	1,232,369.15	0.07293933%
ARCHBOLD AREA LOCAL SCHOOLS	2601	FULTON	895,632.08	0.05300912%
PIKE-DELTA-YORK LOCAL SCHOOLS	2603	FULTON	869,243.40	0.05144727%
EVERGREEN LOCAL SCHOOLS	2606	FULTON	962,472.05	0.05696513%
FAYETTE LOCAL SCHOOLS	2607	FULTON	359,915.50	0.02130205%
PETTISVILLE LOCAL SCHOOLS	2610	FULTON	396,746.77	0.02348196%
SWANTON LOCAL SCHOOLS	2614	FULTON	820,136.69	0.04854083%
GALLIA COUNTY LOCAL SCHOOLS	2701	GALLIA	1,636,015.55	0.09682965%
GALLIA-VINTON ESC	2702	GALLIA	304,661.18	0.01803176%
GEAUGA COUNTY SCHOOLS	2800	GEAUGA	315,432.82	0.01866929%
KENSTON LOCAL SCHOOLS	2802	GEAUGA	2,427,865.33	0.14369628%
BERKSHIRE LOCAL SCHOOLS	2803	GEAUGA	991,569.40	0.05868729%
CHARDON LOCAL SCHOOLS	2804	GEAUGA	2,131,762.47	0.12617106%
CARDINAL LOCAL SCHOOLS	2808	GEAUGA	711,893.82	0.04213434%
NEWBURY LOCAL SCHOOLS	2812	GEAUGA	395,331.64	0.02339820%
WEST GEAUGA LOCAL SCHOOLS	2814	GEAUGA	1,602,194.87	0.09482793%
GREENE COUNTY SCHOOLS	2900	GREENE	1,270,119.05	0.07517360%
BEAVERCREEK CITY SCHOOLS	2901	GREENE	5,932,001.06	0.35109299%
CEDAR CLIFF LOCAL SCHOOLS	2903	GREENE	432,910.19	0.02562234%
GREENEVIEW LOCAL SCHOOLS	2907	GREENE	827,937.84	0.04900255%
BELLBROOK-SUGARCREEK SCHOOLS	2910	GREENE	1,949,621.08	0.11539079%
OHIO VALLEY ESC	3000	GUERNSEY	578,152.97	0.03421872%
ROLLING HILLS LOCAL SCHOOLS	3003	GUERNSEY	1,077,274.79	0.06375987%
EAST GUERNSEY LOCAL SCHOOLS	3012	GUERNSEY	698,965.60	0.04136916%
HAMILTON COUNTY ESC	3100	HAMILTON	4,685,395.68	0.27731107%
FOREST HILLS LOCAL SCHOOLS	3102	HAMILTON	6,174,648.11	0.36545436%
FINNEYTOWN LOCAL SCHOOLS	3111	HAMILTON	1,194,533.26	0.07069996%
OAK HILLS LOCAL SCHOOLS	3113	HAMILTON	5,874,394.03	0.34768345%
THREE RIVERS LOCAL SCHOOLS	3119	HAMILTON	1,418,143.70	0.08393463%
NORTHWEST LOCAL SCHOOLS	3120	HAMILTON	6,507,235.52	0.38513897%
SOUTHWEST LOCAL SCHOOLS	3135	HAMILTON	2,478,198.07	0.14667529%
HANCOCK COUNTY ESC	3200	HANCOCK	508,104.80	0.03007283%

STATE TEACHERS RETIREMENT SYSTEM OF OHIO
Schedule of Employer Allocations
As of and for the year ended June 30, 2020

Employer Name	Employer		2020 Fiscal Year	Employer Allocations
	Code	County	Employer Contributions	
ARCADIA LOCAL SCHOOLS	3201	HANCOCK	425,128.88	0.02516179%
ARLINGTON LOCAL SCHOOLS	3202	HANCOCK	430,436.44	0.02547593%
LIBERTY-BENTON LOCAL SCHOOLS	3204	HANCOCK	934,767.88	0.05532542%
MCCOMB LOCAL SCHOOLS	3205	HANCOCK	481,141.41	0.02847696%
CORY-RAWSON LOCAL SCHOOLS	3207	HANCOCK	460,999.85	0.02728486%
VAN BUREN LOCAL SCHOOLS	3209	HANCOCK	686,695.17	0.04064292%
VANLUE LOCAL SCHOOLS	3210	HANCOCK	159,368.55	0.00943243%
HARDIN NORTHERN LOCAL SCHOOLS	3302	HARDIN	346,372.44	0.02050049%
RIVERDALE LOCAL SCHOOLS	3303	HANCOCK	656,379.87	0.03884867%
RIDGEMONT LOCAL SCHOOLS	3306	HARDIN	348,335.59	0.02061668%
UPPER SCIOTO VALLEY LOCAL SCHOOLS	3308	HARDIN	314,092.11	0.01858994%
CONOTTON VALLEY UNION LOCAL SCHOOLS	3403	CARROLL	437,058.87	0.02586788%
PATRICK HENRY LOCAL SCHOOLS	3501	HENRY	658,624.73	0.03898154%
HOLGATE LOCAL SCHOOLS	3503	HENRY	374,489.33	0.02216462%
LIBERTY CENTER LOCAL SCHOOLS	3504	HENRY	925,742.93	0.05479127%
BRIGHT LOCAL SCHOOLS	3605	HIGHLAND	465,958.03	0.02757832%
FAIRFIELD LOCAL SCHOOLS	3606	HIGHLAND	585,014.26	0.03462481%
LYNCHBURG-CLAY LOCAL SCHOOLS	3607	HIGHLAND	789,901.28	0.04675131%
LOGAN-HOCKING LOCAL SCHOOLS	3701	HOCKING	2,679,203.98	0.15857208%
EAST HOLMES LOCAL SCHOOLS	3801	HOLMES	1,238,448.20	0.07329912%
WEST HOLMES LOCAL SCHOOLS	3804	HOLMES	1,585,373.86	0.09383236%
SOUTH CENTRAL LOCAL SCHOOLS	3903	HURON	631,189.98	0.03735778%
MONROEVILLE LOCAL SCHOOLS	3909	HURON	459,620.02	0.02720319%
NEW LONDON LOCAL SCHOOLS	3911	HURON	653,232.46	0.03866239%
WESTERN RESERVE LOCAL SCHOOLS	3914	HURON	697,416.72	0.04127749%
OAK HILL UNION LOCAL SCHOOLS	4011	JACKSON	838,757.76	0.04964294%
JEFFERSON COUNTY ESC	4100	JEFFERSON	278,155.83	0.01646300%
BUCKEYE LOCAL SCHOOLS	4101	JEFFERSON	1,075,013.27	0.06362602%
INDIAN CREEK LOCAL SCHOOLS	4103	JEFFERSON	1,035,149.63	0.06126664%
EDISON LOCAL SCHOOLS	4107	JEFFERSON	925,573.68	0.05478125%
KNOX COUNTY SCHOOLS	4200	KNOX	302,168.66	0.01788423%
EAST KNOX LOCAL SCHOOLS	4202	KNOX	518,568.25	0.03069212%
CENTERBURG LOCAL SCHOOLS	4203	KNOX	694,602.86	0.04111095%
DANVILLE LOCAL SCHOOLS	4206	KNOX	475,509.79	0.02814365%
FREDERICKTOWN LOCAL SCHOOLS	4207	KNOX	746,371.25	0.04417493%
ESC OF THE WESTERN RESERVE	4300	LAKE	824,213.67	0.04878213%
KIRTLAND LOCAL SCHOOLS	4301	LAKE	1,008,434.90	0.05968550%
MADISON LOCAL SCHOOLS	4302	LAKE	1,961,079.83	0.11606899%
RIVERSIDE LOCAL SCHOOLS	4304	LAKE	2,710,240.88	0.16040904%
PERRY LOCAL SCHOOLS	4305	LAKE	1,518,593.11	0.08987986%
LAWRENCE COUNTY ESC	4400	LAWRENCE	153,107.18	0.00906184%
DAWSON-BRYANT LOCAL SCHOOLS	4403	LAWRENCE	830,974.37	0.04918227%
FAIRLAND LOCAL SCHOOLS	4412	LAWRENCE	874,008.17	0.05172928%
ROCK HILL LOCAL SCHOOLS	4415	LAWRENCE	1,251,205.37	0.07405417%
SOUTH POINT LOCAL SCHOOLS	4416	LAWRENCE	1,171,973.97	0.06936476%
SYMMES VALLEY LOCAL SCHOOLS	4419	LAWRENCE	631,585.38	0.03738118%
LICKING COUNTY SCHOOLS	4500	LICKING	669,081.73	0.03960045%

STATE TEACHERS RETIREMENT SYSTEM OF OHIO
Schedule of Employer Allocations
As of and for the year ended June 30, 2020

Employer Name	Employer Code	County	2020 Fiscal Year	
			Employer Contributions	Employer Allocations
NORTHRIDGE LOCAL SCHOOLS	4501	LICKING	804,994.02	0.04764459%
SOUTHWEST LICKING LOCAL SCHOOLS	4506	LICKING	2,737,165.97	0.16200263%
LAKEWOOD LOCAL SCHOOLS	4513	LICKING	1,484,732.02	0.08787574%
JOHNSTOWN-MONROE LOCAL SCHOOLS	4516	LICKING	1,021,796.07	0.06047629%
LICKING HEIGHTS LOCAL SCHOOLS	4517	LICKING	2,608,498.13	0.15438726%
LICKING VALLEY LOCAL SCHOOLS	4518	LICKING	1,331,478.20	0.07880522%
NORTH FORK LOCAL SCHOOLS	4522	KNOX	1,037,284.94	0.06139302%
RIVERSIDE LOCAL SCHOOLS	4604	LOGAN	419,585.41	0.02483369%
BENJAMIN LOGAN LOCAL SCHOOLS	4607	LOGAN	1,222,255.67	0.07234075%
INDIAN LAKE LOCAL SCHOOLS	4610	LOGAN	1,043,863.11	0.06178236%
LORAIN COUNTY ESC	4700	LORAIN	808,616.54	0.04785899%
AVON LOCAL SCHOOLS	4702	LORAIN	2,807,107.07	0.16614218%
CLEARVIEW LOCAL SCHOOLS	4707	LORAIN	1,092,264.16	0.06464704%
COLUMBIA LOCAL SCHOOLS	4708	LORAIN	760,832.29	0.04503082%
MIDVIEW LOCAL SCHOOLS	4713	LORAIN	2,028,093.81	0.12003530%
FIRELANDS LOCAL SCHOOLS	4714	LORAIN	1,114,418.98	0.06595830%
KEYSTONE LOCAL SCHOOLS	4716	LORAIN	1,005,558.59	0.05951526%
ESC OF LAKE ERIE WEST	4800	LUCAS	1,628,069.24	0.09635934%
OTTAWA HILLS LOCAL SCHOOLS	4806	LUCAS	1,045,685.61	0.06189023%
SPRINGFIELD LOCAL SCHOOLS	4811	LUCAS	2,771,790.21	0.16405191%
WASHINGTON LOCAL SCHOOLS	4813	LUCAS	5,916,163.27	0.35015561%
ANTHONY WAYNE LOCAL SCHOOLS	4814	LUCAS	2,980,622.79	0.17641193%
JONATHAN ALDER LOCAL SCHOOLS	4901	MADISON	1,458,930.96	0.08634868%
JEFFERSON LOCAL SCHOOLS	4905	MADISON	944,986.06	0.05593020%
MADISON-PLAINS LOCAL SCHOOLS	4906	MADISON	911,910.66	0.05397259%
MAHONING COUNTY ESC	5000	MAHONING	1,601,248.87	0.09477194%
AUSTINTOWN LOCAL SCHOOLS	5001	MAHONING	2,837,059.30	0.16791495%
BOARDMAN LOCAL SCHOOLS	5004	MAHONING	2,923,444.56	0.17302777%
CANFIELD LOCAL SCHOOLS	5005	MAHONING	1,876,043.24	0.11103599%
WESTERN RESERVE LOCAL SCHOOLS	5006	MAHONING	512,265.08	0.03031906%
SOUTH RANGE LOCAL SCHOOLS	5009	MAHONING	819,382.88	0.04849621%
JACKSON-MILTON LOCAL SCHOOLS	5010	MAHONING	538,921.31	0.03189674%
LOWELLVILLE LOCAL SCHOOLS	5011	MAHONING	388,557.64	0.02299728%
POLAND LOCAL SCHOOLS	5013	MAHONING	1,175,077.73	0.06954846%
SEBRING LOCAL SCHOOLS	5014	MAHONING	368,153.61	0.02178964%
SPRINGFIELD LOCAL SCHOOLS	5015	MAHONING	725,886.36	0.04296250%
WEST BRANCH LOCAL SCHOOLS	5016	MAHONING	1,295,850.82	0.07669657%
ELGIN LOCAL SCHOOLS	5104	MARION	736,311.76	0.04357954%
RIDGEDALE LOCAL SCHOOLS	5108	MARION	485,024.08	0.02870676%
PLEASANT LOCAL SCHOOLS	5110	MARION	784,398.65	0.04642563%
RIVER VALLEY LOCAL SCHOOLS	5113	MARION	1,224,517.97	0.07247465%
ESC OF MEDINA COUNTY	5200	MEDINA	273,069.96	0.01616199%
CLOVERLEAF LOCAL SCHOOLS	5202	MEDINA	1,819,453.15	0.10768664%
BUCKEYE LOCAL SCHOOLS	5204	MEDINA	1,567,042.15	0.09274737%
HIGHLAND LOCAL SCHOOLS	5205	MEDINA	2,279,594.33	0.13492068%
BLACK RIVER LOCAL SCHOOLS	5206	ASHLAND	841,646.61	0.04981392%
MEIGS LOCAL SCHOOLS	5301	MEIGS	1,405,507.83	0.08318676%

STATE TEACHERS RETIREMENT SYSTEM OF OHIO
Schedule of Employer Allocations
As of and for the year ended June 30, 2020

Employer Name	Employer		2020 Fiscal Year	Employer Allocations
	Code	County	Employer Contributions	
EASTERN LOCAL SCHOOLS	5302	MEIGS	548,794.57	0.03248110%
SOUTHERN LOCAL SCHOOLS	5307	MEIGS	444,102.69	0.02628478%
MERCER COUNTY ESC	5400	MERCER	363,842.43	0.02153447%
MARION LOCAL SCHOOLS	5411	MERCER	574,797.94	0.03402014%
PARKWAY LOCAL SCHOOLS	5414	MERCER	697,114.78	0.04125962%
ST HENRY CONSOLIDATED LOCAL SCHOOLS	5416	MERCER	660,234.74	0.03907683%
FORT RECOVERY LOCAL SCHOOLS	5417	MERCER	634,005.64	0.03752443%
MIAMI COUNTY ESC	5500	MIAMI	1,111,063.48	0.06575970%
BETHEL LOCAL SCHOOLS	5501	MIAMI	717,310.23	0.04245491%
MIAMI EAST LOCAL SCHOOLS	5507	MIAMI	835,729.69	0.04946372%
NEWTON LOCAL SCHOOLS	5508	MIAMI	439,805.63	0.02603045%
SWITZERLAND OF OHIO LOCAL SCHOOLS	5619	MONROE	1,958,838.67	0.11593635%
MONTGOMERY COUNTY ESC	5700	MONTGOME	2,612,652.53	0.15463315%
BROOKVILLE LOCAL SCHOOLS	5701	MONTGOME	966,189.30	0.05718514%
VALLEY VIEW LOCAL SCHOOLS	5705	MONTGOME	1,241,666.19	0.07348958%
JEFFERSON TWP LOCAL SCHOOLS	5707	MONTGOME	287,226.63	0.01699987%
NEW LEBANON LOCAL SCHOOLS	5708	MONTGOME	814,638.83	0.04821543%
MAD RIVER LOCAL SCHOOLS	5710	MONTGOME	3,310,775.27	0.19595242%
NORTHRIDGE LOCAL SCHOOLS	5711	MONTGOME	1,447,095.28	0.08564817%
MORGAN LOCAL SCHOOLS	5802	MORGAN	1,386,166.67	0.08204203%
CARDINGTON-LINCOLN LOCAL SCHOOLS	5902	MORROW	747,818.09	0.04426056%
HIGHLAND LOCAL SCHOOLS	5903	MORROW	1,139,659.31	0.06745218%
NORTHMOR LOCAL SCHOOLS	5905	MORROW	685,965.22	0.04059972%
MUSKINGUM VALLEY ESC	6000	MUSKINGUM	1,314,031.06	0.07777259%
FRANKLIN LOCAL SCHOOLS	6002	MUSKINGUM	1,417,430.72	0.08389243%
TRI-VALLEY LOCAL SCHOOLS	6003	MUSKINGUM	1,637,715.30	0.09693025%
WEST MUSKINGUM LOCAL SCHOOLS	6005	MUSKINGUM	790,592.86	0.04679224%
EAST MUSKINGUM LOCAL SCHOOLS	6009	MUSKINGUM	1,265,114.30	0.07487739%
MAYSVILLE LOCAL SCHOOLS	6021	MUSKINGUM	1,282,900.38	0.07593008%
NOBLE LOCAL SCHOOLS	6101	NOBLE	704,328.82	0.04168659%
BENTON CARROLL SALEM LOCAL SCHOOLS	6202	OTTAWA	1,100,982.74	0.06516306%
GENOA AREA LOCAL SCHOOLS	6205	OTTAWA	880,800.75	0.05213131%
DANBURY LOCAL SCHOOLS	6206	OTTAWA	612,450.37	0.03624865%
MIDDLE BASS LOCAL SCHOOLS	6209	OTTAWA	210.00	0.00001243%
NORTH BASS LOCAL SCHOOLS	6210	OTTAWA	191.52	0.00001134%
PUT-IN-BAY LOCAL SCHOOLS	6212	OTTAWA	182,777.65	0.01081793%
WESTERN BUCKEYE ESC	6300	PAULDING	348,330.44	0.02061638%
ANTWERP LOCAL SCHOOLS	6301	PAULDING	484,010.49	0.02864677%
WAYNE TRACE LOCAL SCHOOLS	6311	PAULDING	653,044.97	0.03865129%
SOUTHERN LOCAL SCHOOLS	6415	PERRY	496,015.44	0.02935730%
NORTHERN LOCAL SCHOOLS	6416	PERRY	1,496,348.97	0.08856331%
PICKAWAY COUNTY SCHOOLS	6500	PICKAWAY	377,860.98	0.02236418%
TEAYS VALLEY LOCAL SCHOOLS	6501	PICKAWAY	2,916,089.21	0.17259243%
WESTFALL LOCAL SCHOOLS	6503	PICKAWAY	985,077.41	0.05830305%
LOGAN ELM LOCAL SCHOOLS	6512	PICKAWAY	1,313,180.69	0.07772226%
EASTERN LOCAL SCHOOLS	6601	PIKE	733,714.00	0.04342579%
SCIOTO VALLEY LOCAL SCHOOLS	6605	PIKE	970,944.74	0.05746659%

STATE TEACHERS RETIREMENT SYSTEM OF OHIO
Schedule of Employer Allocations
As of and for the year ended June 30, 2020

Employer Name	Employer		2020 Fiscal Year	Employer Allocations
	Code	County	Employer Contributions	
WESTERN LOCAL SCHOOLS	6610	PIKE	705,498.66	0.04175583%
WATERLOO LOCAL SCHOOLS	6701	PORTAGE	618,262.34	0.03659264%
FIELD LOCAL SCHOOLS	6703	PORTAGE	1,292,758.86	0.07651357%
JAMES A GARFIELD LOCAL SCHOOLS	6709	PORTAGE	865,742.33	0.05124006%
CRESTWOOD LOCAL SCHOOLS	6712	PORTAGE	1,130,009.69	0.06688105%
SOUTHEAST LOCAL SCHOOLS	6716	PORTAGE	1,086,252.22	0.06429121%
ROOTSTOWN LOCAL SCHOOLS	6719	PORTAGE	770,470.29	0.04560126%
PREBLE COUNTY ESC	6800	PREBLE	231,671.24	0.01371176%
COLLEGE CORNER LOCAL SCHOOLS	6802	PREBLE	16,677.48	0.00098708%
NATIONAL TRAIL LOCAL SCHOOLS	6808	PREBLE	731,740.80	0.04330901%
TWIN VALLEY LOCAL SCHOOLS	6809	PREBLE	638,626.61	0.03779792%
TRI-COUNTY NORTH LOCAL SCHOOLS	6810	PREBLE	626,257.58	0.03706585%
PREBLE-SHAWNEE LOCAL SCHOOLS	6814	PREBLE	927,974.32	0.05492333%
PUTNAM COUNTY ESC	6900	PUTNAM	388,436.10	0.02299008%
COLUMBUS GROVE LOCAL SCHOOLS	6904	PUTNAM	615,480.19	0.03642797%
CONTINENTAL LOCAL SCHOOLS	6905	PUTNAM	352,431.62	0.02085911%
JENNINGS LOCAL SCHOOLS	6907	PUTNAM	256,225.30	0.01516502%
KALIDA LOCAL SCHOOLS	6908	PUTNAM	411,470.44	0.02435340%
LEIPSIC LOCAL SCHOOLS	6909	PUTNAM	468,423.97	0.02772427%
MILLER CITY-NEW CLEVELAND LOCAL SCH	6910	PUTNAM	321,745.92	0.01904294%
OTTAWA-GLANDORF LOCAL SCHOOLS	6911	PUTNAM	894,449.41	0.05293912%
OTTOVILLE LOCAL SCHOOLS	6912	PUTNAM	337,937.70	0.02000127%
PANDORA-GILBOA LOCAL SCHOOLS	6913	PUTNAM	394,106.81	0.02332571%
MID-OHIO ESC	7000	RICHLAND	805,498.74	0.04767446%
CLEAR FORK VALLEY LOCAL SCHOOLS	7001	RICHLAND	1,037,873.85	0.06142788%
LEXINGTON LOCAL SCHOOLS	7003	RICHLAND	1,460,733.25	0.08645535%
LUCAS LOCAL SCHOOLS	7004	RICHLAND	349,905.31	0.02070959%
MADISON LOCAL SCHOOLS	7005	RICHLAND	2,264,787.29	0.13404430%
PLYMOUTH-SHILOH LOCAL SCHOOLS	7007	HURON	599,002.69	0.03545273%
ONTARIO LOCAL SCHOOLS	7010	RICHLAND	1,195,277.94	0.07074404%
CRESTVIEW LOCAL SCHOOLS	7011	ASHLAND	679,725.32	0.04023040%
ROSS-PIKE COUNTY ESC	7100	ROSS	673,652.24	0.03987096%
ADENA LOCAL SCHOOLS	7102	ROSS	726,368.91	0.04299106%
HUNTINGTON LOCAL SCHOOLS	7106	ROSS	937,702.15	0.05549909%
ZANE TRACE LOCAL SCHOOLS	7107	ROSS	847,913.10	0.05018481%
SOUTHEASTERN LOCAL SCHOOLS	7109	ROSS	703,991.43	0.04166662%
PAINT VALLEY LOCAL SCHOOLS	7111	ROSS	603,324.34	0.03570851%
UNION SCIOTO LOCAL SCHOOLS	7112	ROSS	1,289,341.22	0.07631129%
LAKOTA LOCAL SCHOOLS	7203	SANDUSKY	665,998.21	0.03941795%
WOODMORE LOCAL SCHOOLS	7208	SANDUSKY	736,593.77	0.04359623%
SOUTH CENTRAL OHIO ESC	7300	SCIOTO	996,520.36	0.05898032%
BLOOM-VERNON LOCAL SCHOOLS	7301	SCIOTO	588,243.00	0.03481591%
CLAY LOCAL SCHOOLS	7303	SCIOTO	425,744.79	0.02519824%
GREEN LOCAL SCHOOLS	7304	SCIOTO	369,594.87	0.02187494%
MINFORD LOCAL SCHOOLS	7307	SCIOTO	974,927.62	0.05770233%
NORTHWEST LOCAL SCHOOLS	7308	SCIOTO	1,111,508.89	0.06578606%
NEW BOSTON LOCAL SCHOOLS	7309	SCIOTO	310,217.13	0.01836059%

STATE TEACHERS RETIREMENT SYSTEM OF OHIO
Schedule of Employer Allocations
As of and for the year ended June 30, 2020

Employer Name	Employer Code	County	2020 Fiscal Year	Employer Allocations
			Employer Contributions	
VALLEY LOCAL SCHOOLS	7312	SCIOTO	688,734.00	0.04076359%
WASHINGTON-NILE LOCAL SCHOOLS	7314	SCIOTO	1,064,563.14	0.06300752%
WHEELERSBURG LOCAL SCHOOLS	7315	SCIOTO	926,755.47	0.05485120%
NORTH CENTRAL OHIO ESC	7400	SENECA	1,316,793.43	0.07793609%
SENECA EAST LOCAL SCHOOLS	7401	SENECA	699,136.21	0.04137926%
HOPEWELL-LOUDON LOCAL SCHOOLS	7406	SENECA	577,442.76	0.03417668%
NEW RIEGEL LOCAL SCHOOLS	7408	SENECA	301,420.52	0.01783995%
OLD FORT LOCAL SCHOOLS	7409	SENECA	484,437.72	0.02867206%
ANNA LOCAL SCHOOLS	7501	SHELBY	788,320.57	0.04665775%
BOTKINS LOCAL SCHOOLS	7502	SHELBY	451,152.62	0.02670204%
FAIRLAWN LOCAL SCHOOLS	7503	SHELBY	330,125.92	0.01953892%
FORT LORAMIE LOCAL SCHOOLS	7504	SHELBY	559,217.14	0.03309797%
HARDIN-HOUSTON LOCAL SCHOOLS	7506	SHELBY	527,495.03	0.03122046%
JACKSON CENTER LOCAL SCHOOLS	7509	SHELBY	327,199.50	0.01936572%
RUSSIA LOCAL SCHOOLS	7513	SHELBY	289,134.36	0.01711278%
STARK COUNTY ESC	7600	STARK	2,161,063.97	0.12790531%
FAIRLESS LOCAL SCHOOLS	7601	STARK	974,214.55	0.05766012%
NORTHWEST LOCAL SCHOOLS	7603	STARK	1,209,520.39	0.07158700%
CANTON LOCAL SCHOOLS	7604	STARK	1,721,775.88	0.10190548%
JACKSON LOCAL SCHOOLS	7609	STARK	3,570,276.92	0.21131136%
LAKE LOCAL SCHOOLS	7610	STARK	2,267,835.84	0.13422473%
MARLINGTON LOCAL SCHOOLS	7614	STARK	1,413,812.00	0.08367825%
OSNABURG LOCAL SCHOOLS	7617	STARK	569,489.44	0.03370595%
MINERVA LOCAL SCHOOLS	7618	STARK	1,163,389.27	0.06885667%
PERRY LOCAL SCHOOLS	7619	STARK	3,548,937.15	0.21004834%
PLAIN LOCAL SCHOOLS	7621	STARK	3,384,707.77	0.20032821%
SANDY VALLEY LOCAL SCHOOLS	7622	TUSCARAWA	986,272.49	0.05837379%
TUSLAW LOCAL SCHOOLS	7624	STARK	800,257.33	0.04736424%
SUMMIT COUNTY ESC	7700	SUMMIT	1,291,947.75	0.07646556%
REVERE LOCAL SCHOOLS	7701	SUMMIT	2,463,756.14	0.14582053%
WOODRIDGE LOCAL SCHOOLS	7702	SUMMIT	1,714,365.89	0.10146691%
COVENTRY LOCAL SCHOOLS	7704	SUMMIT	1,282,002.76	0.07587696%
MANCHESTER LOCAL SCHOOLS	7705	SUMMIT	965,549.68	0.05714728%
GREEN LOCAL SCHOOLS	7706	SUMMIT	2,885,803.55	0.17079994%
HUDSON CITY SCHOOLS	7707	SUMMIT	4,413,892.10	0.26124179%
MOGADORE LOCAL SCHOOLS	7709	PORTAGE	724,576.30	0.04288497%
SPRINGFIELD LOCAL SCHOOLS	7715	SUMMIT	1,854,485.32	0.10976006%
TRUMBULL COUNTY ESC	7800	TRUMBULL	1,231,693.32	0.07289933%
BLOOMFIELD-MESPO LOCAL SCHOOLS	7801	TRUMBULL	195,054.18	0.01154453%
LABRAE LOCAL SCHOOLS	7802	TRUMBULL	880,148.76	0.05209272%
BRISTOL LOCAL SCHOOLS	7803	TRUMBULL	389,710.07	0.02306548%
BROOKFIELD LOCAL SCHOOLS	7804	TRUMBULL	617,186.93	0.03652899%
CHAMPION LOCAL SCHOOLS	7805	TRUMBULL	996,547.75	0.05898194%
LAKEVIEW LOCAL SCHOOLS	7806	TRUMBULL	1,094,959.31	0.06480655%
MATHEWS LOCAL SCHOOLS	7808	TRUMBULL	499,250.87	0.02954879%
HOWLAND LOCAL SCHOOLS	7812	TRUMBULL	1,908,186.71	0.11293845%
JOSEPH BADGER LOCAL SCHOOLS	7814	TRUMBULL	461,610.89	0.02732102%

STATE TEACHERS RETIREMENT SYSTEM OF OHIO
Schedule of Employer Allocations
As of and for the year ended June 30, 2020

Employer Name	Employer		2020 Fiscal Year	Employer Allocations
	Code	County	Employer Contributions	
LIBERTY LOCAL SCHOOLS	7815	TRUMBULL	896,327.57	0.05305028%
LORDSTOWN LOCAL SCHOOLS	7816	TRUMBULL	407,240.76	0.02410306%
MCDONALD LOCAL SCHOOLS	7817	TRUMBULL	568,778.47	0.03366387%
MAPLEWOOD LOCAL SCHOOLS	7818	TRUMBULL	559,168.67	0.03309511%
SOUTHINGTON LOCAL SCHOOLS	7822	TRUMBULL	330,418.51	0.01955624%
WEATHERSFIELD LOCAL SCHOOLS	7826	TRUMBULL	636,039.29	0.03764479%
EAST CENTRAL OHIO ESC	7900	TUSCARAWA	1,007,952.33	0.05965693%
GARAWAY LOCAL SCHOOLS	7901	TUSCARAWA	737,578.60	0.04365452%
INDIAN VALLEY LOCAL SCHOOLS	7907	TUSCARAWA	1,164,916.73	0.06894707%
STRASBURG-FRANKLIN LOCAL SCHOOLS	7918	TUSCARAWA	352,980.99	0.02089163%
TUSCARAWAS VALLEY LOCAL SCHOOLS	7920	TUSCARAWA	910,762.73	0.05390464%
FAIRBANKS LOCAL SCHOOLS	8002	UNION	832,953.08	0.04929938%
NORTH UNION LOCAL SCHOOLS	8003	UNION	1,070,864.52	0.06338047%
LINCOLNVIEW LOCAL SCHOOLS	8101	VAN WERT	633,244.78	0.03747939%
CRESTVIEW LOCAL SCHOOLS	8107	VAN WERT	685,459.70	0.04056980%
VINTON COUNTY LOCAL SCHOOLS	8201	VINTON	1,447,769.50	0.08568807%
WARREN COUNTY ESC	8300	WARREN	2,073,024.53	0.12269458%
CARLISLE LOCAL SCHOOLS	8302	WARREN	1,127,108.34	0.06670933%
LITTLE MIAMI LOCAL SCHOOLS	8304	WARREN	2,907,838.78	0.17210412%
KINGS LOCAL SCHOOLS	8306	WARREN	3,558,140.00	0.21059302%
WAYNE LOCAL SCHOOLS	8312	WARREN	977,985.51	0.05788331%
FORT FRYE LOCAL SCHOOLS	8404	WASHINGTON	639,085.69	0.03782510%
FRONTIER LOCAL SCHOOLS	8410	WASHINGTON	404,868.39	0.02396265%
WARREN LOCAL SCHOOLS	8419	WASHINGTON	1,322,102.14	0.07825029%
WOLF CREEK LOCAL SCHOOLS	8422	WASHINGTON	453,370.88	0.02683333%
TRI-COUNTY ESC	8500	WAYNE	871,255.14	0.05156634%
CHIPPEWA LOCAL SCHOOLS	8504	WAYNE	849,912.83	0.05030317%
DALTON LOCAL SCHOOLS	8507	WAYNE	621,968.18	0.03681197%
TRIWAY LOCAL SCHOOLS	8509	WAYNE	1,235,074.88	0.07309947%
GREEN LOCAL SCHOOLS	8510	WAYNE	732,977.88	0.04338222%
NORWAYNE LOCAL SCHOOLS	8511	WAYNE	803,665.19	0.04756594%
SOUTHEAST LOCAL SCHOOLS	8514	WAYNE	1,101,307.74	0.06518229%
NORTHWESTERN LOCAL SCHOOLS	8517	WAYNE	941,096.00	0.05569996%
EDGERTON LOCAL SCHOOLS	8602	WILLIAMS	413,464.17	0.02447140%
EDON-NORTHWEST LOCAL SCHOOLS	8603	WILLIAMS	400,804.82	0.02372214%
MILLCREEK-WEST UNITY LOCAL SCHOOLS	8606	WILLIAMS	401,208.88	0.02374606%
NORTH CENTRAL LOCAL SCHOOLS	8608	WILLIAMS	450,174.16	0.02664413%
STRYKER LOCAL SCHOOLS	8611	WILLIAMS	343,667.52	0.02034040%
WOOD COUNTY ESC	8700	WOOD	598,096.03	0.03539907%
ELMWOOD LOCAL SCHOOLS	8701	WOOD	947,018.03	0.05605046%
EASTWOOD LOCAL SCHOOLS	8704	WOOD	1,113,885.14	0.06592670%
LAKE LOCAL SCHOOLS	8710	WOOD	1,069,268.24	0.06328599%
OTSEGO LOCAL SCHOOLS	8713	WOOD	1,033,241.36	0.06115370%
NORTH BALTIMORE LOCAL SCHOOLS	8716	WOOD	520,235.72	0.03079081%
NORTHWOOD LOCAL SCHOOLS	8722	WOOD	681,583.95	0.04034041%
MOHAWK LOCAL SCHOOLS	8804	WYANDOT	617,996.42	0.03657690%
MIDWEST REGIONAL ESC	8900	LOGAN	724,975.54	0.04290859%

STATE TEACHERS RETIREMENT SYSTEM OF OHIO

Schedule of Employer Allocations

As of and for the year ended June 30, 2020

Employer Name	Employer		2020 Fiscal Year	Employer Allocations
	Code	County	Employer Contributions	
ADA EXEMPTED VILLAGE SCHOOLS	9001	HARDIN	654,810.95	0.03875581%
AMHERST EX VLG SCHOOLS	9003	LORAIN	2,327,215.45	0.13773919%
BARNESVILLE EX VLG SCHOOLS	9007	BELMONT	786,500.04	0.04655000%
BLUFFTON EXEMPTED VILLAGE SCHOOLS	9011	ALLEN	710,742.10	0.04206617%
BRADFORD EX VLG SCHOOLS	9013	DARKE	395,927.13	0.02343345%
BRIDGEPORT EX VLG SCHOOLS	9015	BELMONT	539,129.36	0.03190905%
CALDWELL EX VLG SCHOOLS	9019	NOBLE	509,235.98	0.03013978%
CAREY EX VLG SCHOOLS	9021	WYANDOT	649,292.76	0.03842921%
CARROLLTON EX VLG SCHOOLS	9023	CARROLL	1,452,515.97	0.08596900%
CHAGRIN FALLS EX VLG SCHOOLS	9025	CUYAHOGA	1,918,705.72	0.11356103%
CHESAPEAKE UNION EX VLG SCHOOLS	9029	LAWRENCE	862,885.97	0.05107100%
CLYDE-GREEN SPRINGS EX VLG SCHOOLS	9031	SANDUSKY	1,531,269.39	0.09063012%
COLDWATER EX VLG SCHOOLS	9033	MERCER	1,011,210.55	0.05984978%
COLUMBIANA EX VLG SCHOOLS	9035	COLUMBIAN	729,217.49	0.04315966%
COVINGTON EX VLG SCHOOLS	9037	MIAMI	596,193.16	0.03528645%
CRESTLINE EX VLG SCHOOLS	9039	CRAWFORD	407,843.44	0.02413873%
CROOKSVILLE EX VLG SCHOOLS	9041	PERRY	748,671.39	0.04431106%
FAIRPORT HARBOR EX VLG SCHOOLS	9049	LAKE	476,862.89	0.02822373%
GEORGETOWN EX VLG SCHOOLS	9053	BROWN	639,670.87	0.03785973%
GIBSONBURG EX VLG SCHOOLS	9055	SANDUSKY	643,037.69	0.03805900%
GRANVILLE EX VLG SCHOOLS	9059	LICKING	2,044,369.68	0.12099861%
GREENFIELD EX VLG SCHOOLS	9061	HIGHLAND	1,353,630.50	0.08011633%
HICKSVILLE EX VLG SCHOOLS	9065	DEFIANCE	756,425.62	0.04477001%
HUBBARD EX VLG SCHOOLS	9067	TRUMBULL	1,130,401.60	0.06690425%
INDIAN HILL EX VLG SCHOOLS	9069	HAMILTON	2,444,447.36	0.14467771%
LEETONIA EX VLG SCHOOLS	9073	COLUMBIAN	465,318.97	0.02754049%
LISBON EX VLG SCHOOLS	9075	COLUMBIAN	570,495.01	0.03376547%
LOUDONVL-PERRYSVL EX VLG SCHOOLS	9077	ASHLAND	777,248.64	0.04600244%
MARYSVILLE EX VLG SCHOOLS	9085	UNION	3,888,032.83	0.23011814%
MECHANICSBURG EX VLG SCHOOLS	9087	CHAMPAIGN	574,168.19	0.03398287%
MENTOR EX VLG SCHOOLS	9088	LAKE	6,805,216.77	0.40277537%
MILFORD EX VLG SCHOOLS	9091	CLERMONT	4,660,034.40	0.27581003%
MONTPELIER EX VLG SCHOOLS	9099	WILLIAMS	658,089.36	0.03894985%
MT GILEAD EX VLG SCHOOLS	9101	MORROW	688,629.72	0.04075742%
NEWCOMERSTOWN EX VLG SCHOOLS	9103	TUSCARAWA	747,689.92	0.04425297%
NEW RICHMOND EX VLG SCHOOLS	9106	CLERMONT	1,546,672.83	0.09154179%
NEWTON FALLS EX VLG SCHOOLS	9107	TRUMBULL	631,086.41	0.03735165%
PAULDING EX VLG SCHOOLS	9111	PAULDING	1,053,890.25	0.06237583%
PERRYSBURG EX VLG SCHOOLS	9113	WOOD	4,135,684.99	0.24477575%
RITTMAN EX VLG SCHOOLS	9117	WAYNE	699,963.86	0.04142825%
ROSSFORD EX VLG SCHOOLS	9119	WOOD	1,490,572.67	0.08822143%
TIPP CITY EX VLG SCHOOLS	9123	MIAMI	1,772,530.46	0.10490946%
UPPER SANDUSKY EX VLG SCHOOLS	9125	WYANDOT	1,145,788.11	0.06781492%
VERSAILLES EX VLG SCHOOLS	9127	DARKE	955,639.46	0.05656073%
WAUSEON EX VLG SCHOOLS	9129	FULTON	1,231,684.93	0.07289883%
WELLINGTON EX VLG SCHOOLS	9131	LORAIN	739,827.46	0.04378762%
MILTON-UNION EX VLG SCHOOLS	9139	MIAMI	983,330.82	0.05819968%

STATE TEACHERS RETIREMENT SYSTEM OF OHIO
Schedule of Employer Allocations
As of and for the year ended June 30, 2020

Employer Name	Employer Code	County	2020 Fiscal Year	
			Employer Contributions	Employer Allocations
WINDHAM EX VLG SCHOOLS	9142	PORTAGE	465,580.70	0.02755598%
YELLOW SPRINGS EX VLG SCHOOLS	9147	GREENE	607,615.10	0.03596247%
ALLEN CO BD DEVELOPMENTAL DISABILITIES	9202	ALLEN	30,372.26	0.00179762%
ASHLAND CO AND DEVELOPMNTL	9203	ASHLAND	68,512.68	0.00405501%
ATHENS CO BD DEVELOPMENTAL	9205	ATHENS	96,849.54	0.00573216%
BELMONT CO BD DEVELOPMENTAL	9207	BELMONT	50,957.38	0.00301598%
BUTLER CO BD DEVELOPMENTAL	9209	BUTLER	60,900.11	0.00360445%
CARROLL CO BD DEVELOPMENTAL	9210	CARROLL	41,960.58	0.00248349%
CLERMONT COUNTY AUDITOR	9213	CLERMONT	142,735.29	0.00844797%
CLINTON CO BD DEVELOPMENTAL	9214	CLINTON	12,404.08	0.00073415%
COLUMBIANA CO BD DEVELOPMNTL	9215	COLUMBIAN	70,683.92	0.00418352%
COSHOCTON CO BD DEVELOPMNTL	9216	COSHOCTON	46,739.43	0.00276633%
CRAWFORD CO BD DEVELOPMNTL	9217	CRAWFORD	57,069.47	0.00337773%
CUYAHOGA CO BD DEVELOPMNTL	9218	CUYAHOGA	376,614.84	0.02229043%
DEFIANCE CO & BD DEVELOPMNTL	9220	DEFIANCE	82,952.97	0.00490968%
FAIRFIELD CO BD DEVELOPMNTL	9223	FAIRFIELD	96,606.67	0.00571779%
FAYETTE CO BD DEVELOPMENTAL	9224	FAYETTE	38,336.19	0.00226898%
FRANKLIN CO BD DEVELOPMNTL	9225	FRANKLIN	1,221,364.29	0.07228799%
FULTON CO BD DEVELOPMENTAL	9226	FULTON	11,999.03	0.00071018%
GALLIA CO BD DEVELOPMENTAL	9227	GALLIA	74,804.54	0.00442740%
GEAUGA CO BD DEVELOPMENTAL	9228	GEAUGA	13,091.25	0.00077482%
GUERNSEY CO BD DEVELOPMNTL	9230	GUERNSEY	1,406.00	0.00008322%
HAMILTON CO BD DEVELOPMNTL	9231	HAMILTON	255,730.71	0.01513575%
HANCOCK CO BD DEVELOPMENTAL	9232	HANCOCK	32,320.67	0.00191294%
HARDIN CO BD DEVELOPMENTAL	9233	HARDIN	59,237.74	0.00350606%
HARRISON CO BD DEVELOPMNTL	9234	HARRISON	20,459.20	0.00121090%
HIGHLAND CO BD DEVELOPMNTL	9236	HIGHLAND	30,164.80	0.00178534%
HOLMES CO BD DEVELOPMENTAL	9238	HOLMES	46,208.63	0.00273492%
HURON CO BD DEVELOPMENTAL	9239	HURON	19,108.25	0.00113095%
JACKSON CO BD DEVELOPMENTAL	9240	JACKSON	67,277.56	0.00398191%
JEFFERSON CO BD DEVELOPMNTL	9241	JEFFERSON	104,024.99	0.00615685%
LAKE CO BD DEVELOPMENTAL DISABILITIES	9243	LAKE	83,549.83	0.00494500%
LAWRENCE CO BD DEVELOPMNTL	9244	LAWRENCE	76,452.20	0.00452492%
LICKING CO BD DEVELOPMENTAL	9245	LICKING	13,053.65	0.00077260%
LOGAN CO DEVELOPMTL DISABILITIES - JDC	9246	LOGAN	111,374.42	0.00659184%
LORAIN CO BD DEVELOPMENTAL	9247	LORAIN	210,327.18	0.01244848%
MADISON CO BD DEVELOPMENTAL	9249	MADISON	39,692.07	0.00234923%
MAHONING CO BD DEVELOPMNTL	9250	MAHONING	95,261.52	0.00563817%
MEDINA CO BD DEVELOPMENTAL	9252	MEDINA	181,210.22	0.01072516%
MEIGS CO BD DEVELOPMENTAL	9253	MEIGS	49,774.38	0.00294596%
MONROE CO BD DEVELOPMENTAL	9256	MONROE	25,263.24	0.00149524%
MUSKINGUM CO BD DEVELOPMNTL	9260	MUSKINGUM	89,880.78	0.00531971%
PICKAWAY CO BD DEVELOPMNTL	9265	PICKAWAY	11,641.58	0.00068902%
PIKE CO BD DEVELOPMENTAL DISABILITIES	9266	PIKE	27,196.75	0.00160967%
PORTAGE CO BD DEVELOPMENTAL	9267	PORTAGE	64,234.41	0.00380179%
RICHLAND CO BD DEVELOPMNTL	9270	RICHLAND	44,956.54	0.00266081%
ROSS CO BD DEVELOPMENTAL DISABILITIES	9271	ROSS	197,466.88	0.01168733%

STATE TEACHERS RETIREMENT SYSTEM OF OHIO
Schedule of Employer Allocations
As of and for the year ended June 30, 2020

Employer Name	Employer Code	County	2020 Fiscal Year	
			Employer Contributions	Employer Allocations
SANDUSKY CO BD DEVELOPMNTL	9272	SANDUSKY	62,131.05	0.00367730%
SCIOTO CO BD DEVELOPMENTAL	9273	SCIOTO	90,515.59	0.00535728%
SENECA CO BD DEVELOPMENTAL	9274	SENECA	71,631.66	0.00423961%
SHELBY CO BD DEVELOPMENTAL	9275	SHELBY	147,576.87	0.00873452%
STARK CO BD DEVELOPMENTAL DISABILITIES	9276	STARK	432,132.66	0.02557632%
SUMMIT CO BD DEVELOPMENTAL	9277	SUMMIT	98,536.65	0.00583202%
TRUMBULL CO BD DEVELOPMNTL	9278	TRUMBULL	387,634.88	0.02294266%
TUSCARAWAS CO BD DEVELOPMNTL	9279	TUSCARAWA	48,404.86	0.00286490%
UNION CO BD DEVELOPMENTAL	9280	UNION	150,961.78	0.00893486%
WARREN CO BD DEVELOPMENTAL	9283	WARREN	11,480.92	0.00067951%
WASHINGTON CO BD DEVELOPMNTL	9284	WASHINGTON	79,855.23	0.00472633%
WAYNE CO BD DEVELOPMENTAL	9285	WAYNE	89,584.52	0.00530217%
WOOD CO BD DEVELOPMENTAL	9287	WOOD	76,516.59	0.00452873%
WYANDOT CO BD DEVELOPMENTAL	9288	WYANDOT	11,424.60	0.00067618%
THE OHIO STATE UNIVERSITY	9301	FRANKLIN	82,105,848.58	4.85953856%
BOWLING GREEN STATE UNIVERSITY	9302	WOOD	8,831,065.84	0.52267781%
KENT STATE UNIVERSITY	9303	PORTAGE	17,995,281.16	1.06507349%
MIAMI UNIVERSITY	9304	BUTLER	12,822,705.92	0.75892808%
OHIO UNIVERSITY	9305	ATHENS	14,691,833.59	0.86955485%
CENTRAL STATE UNIVERSITY	9306	GREENE	1,042,146.44	0.06168076%
THE UNIVERSITY OF AKRON	9417	SUMMIT	10,447,538.22	0.61835077%
THE UNIVERSITY OF TOLEDO	9418	LUCAS	13,534,677.07	0.80106699%
CUYAHOGA COMMUNITY COLLEGE	9419	CUYAHOGA	8,501,713.32	0.50318466%
LORAIN COUNTY COMMUNITY COLLEGE	9420	LORAIN	3,078,895.77	0.18222834%
CLARK STATE COMMUNITY COLLEGE	9421	CLARK	1,204,372.85	0.07128233%
SINCLAIR COMMUNITY COLLEGE	9422	MONTGOME	5,416,097.78	0.32055860%
LAKELAND COMMUNITY COLLEGE	9423	LAKE	2,614,345.17	0.15473333%
COLUMBUS STATE COMMUNITY COLLEGE	9424	FRANKLIN	7,454,998.49	0.44123352%
WRIGHT STATE UNIVERSITY	9425	GREENE	8,524,368.04	0.50452551%
WASHINGTON STATE COMMUNITY COLLEGE	9426	WASHINGTON	538,157.20	0.03185151%
SHAWNEE STATE UNIVERSITY	9427	SCIOTO	1,559,666.26	0.09231082%
YOUNGSTOWN STATE UNIVERSITY	9428	MAHONING	5,316,019.71	0.31463535%
EDISON COMMUNITY COLLEGE	9429	MIAMI	568,879.00	0.03366982%
UNIVERSITY OF CINCINNATI	9430	HAMILTON	25,933,570.18	1.53491117%
CLEVELAND STATE UNIVERSITY	9431	CUYAHOGA	8,010,400.71	0.47410570%
NORTHEAST OHIO MEDICAL UNIVERSITY	9433	PORTAGE	1,569,707.69	0.09290514%
STATE OF OHIO	9501	FRANKLIN	6,145,109.62	0.36370609%
CENTRAL OHIO YOUTH CENTER	9503	UNION	27,180.89	0.00160874%
NORTHERN BUCKEYE EDUCATION COUNCIL	9507	FULTON	9,229.25	0.00054624%
MIAMI COUNTY JUVENILE PROGRAM	9515	MIAMI	13,323.04	0.00078854%
MIDLAND COUNCIL OF GOVERNMENTS	9519	WAYNE	49,774.77	0.00294598%
PORTAGE COUNTY DETENTION CTR	9521	PORTAGE	14,175.29	0.00083898%
METROPOLITAN EDUCATIONAL TECH ASSOC	9527	MARION	12,717.43	0.00075270%
ESC COUNCIL OF GOVERNMENTS	9531	FRANKLIN	4,751,251.97	0.28120886%
CENTER FOR COLLABORATIVE SOLUTIONS	9536	HAMILTON	786,463.28	0.04654782%
SW OHIO COUNCIL OF GOVERNMENTS	9537	WARREN	554,276.49	0.03280556%
MAHONING VALLEY REGIONAL COUNCIL OF	9538	MAHONING	275,066.92	0.01628018%

STATE TEACHERS RETIREMENT SYSTEM OF OHIO
Schedule of Employer Allocations
As of and for the year ended June 30, 2020

Employer Name	Employer Code	County	2020 Fiscal Year	Employer Allocations
			Employer Contributions	
MIAMI VALLEY EDUCATIONAL COMPUTER	9554	GREENE	5,022.85	0.00029728%
GREEN INSPIRATION ACADEMY	9602	CUYAHOGA	163,105.04	0.00965358%
MIDDLEBURY ACADEMY	9603	SUMMIT	96,793.89	0.00572887%
YOUNGSTOWN COMMUNITY SCHOOL	9605	MAHONING	203,075.84	0.01201930%
CONSTELLATION OLD BROOKLYN COMM	9608	CUYAHOGA	212,299.93	0.01256524%
CITY DAY COMMUNITY SCHOOL	9610	MONTGOME	102,052.95	0.00604013%
AUTISM MODEL SCHOOL	9613	LUCAS	183,611.40	0.01086727%
EDGE ACADEMY	9615	SUMMIT	123,139.68	0.00728818%
SUMMIT ACADEMY AKRON ELEM SCH	9617	SUMMIT	134,295.68	0.00794846%
TOWPATH TRAIL HIGH SCHOOL	9619	SUMMIT	312,200.91	0.01847801%
DOHN COMMUNITY HIGH SCHOOL	9622	HAMILTON	276,515.72	0.01636593%
LIGHTHOUSE COMMUNITY SCHOOL	9623	HAMILTON	62,146.54	0.00367822%
CINCINNATI COLLEGE PREP ACADEMY	9624	HAMILTON	510,691.31	0.03022591%
QUEEN CITY CAREER PREP HS	9625	HAMILTON	33,821.68	0.00200178%
RIVERSIDE ACADEMY	9627	HAMILTON	79,729.66	0.00471890%
HORIZON SCIENCE ACADEMY CLEVELAND	9631	CUYAHOGA	247,569.43	0.01465271%
INVICTUS HIGH SCHOOL	9634	CUYAHOGA	199,781.73	0.01182433%
INTERGENERATIONAL SCHOOL	9636	CUYAHOGA	145,565.43	0.00861547%
HORIZON SCIENCE ACADEMY COLUMBUS	9640	FRANKLIN	337,511.60	0.01997605%
MILLENNIUM SCHOOL	9641	FRANKLIN	250,968.77	0.01485390%
CITIZENS ACADEMY	9652	CUYAHOGA	238,144.35	0.01409487%
TOLEDO SCHOOL FOR THE ARTS	9655	LUCAS	404,240.86	0.02392551%
SUMMIT ACADEMY-CANTON	9659	STARK	128,626.75	0.00761294%
GRAHAM SCHOOL	9662	FRANKLIN	697,148.32	0.04126161%
RICHARD ALLEN PREPARATORY ACADEMY	9664	MONTGOME	322,010.55	0.01905860%
CORNERSTONE ACADEMY	9665	FRANKLIN	362,937.99	0.02148094%
T C P WORLD ACADEMY	9667	HAMILTON	196,838.79	0.01165015%
STARK HIGH SCHOOL	9671	STARK	33,346.44	0.00197365%
SKYWAY CAREER PREP HS	9672	LUCAS	38,974.77	0.00230677%
FOCUS LEARNING ACADEMY EAST	9673	FRANKLIN	82,027.66	0.00485491%
RANDALL PARK HIGH SCHOOL	9674	CUYAHOGA	26,972.86	0.00159642%
MARSHALL HIGH SCHOOL	9675	BUTLER	159,508.62	0.00944072%
CLIFF PARK HIGH SCHOOL	9676	CLARK	82,320.49	0.00487224%
RIVER GATE HIGH SCHOOL	9677	TRUMBULL	52,628.59	0.00311489%
DAYTON LEADERSHIP ACAD-DAYTON VIEW	9678	MONTGOME	304,146.79	0.01800131%
CONSTELLATION PARMA COMMUNITY	9679	CUYAHOGA	686,004.34	0.04060204%
CONSTELLATION WESTPARK COMM ELEM	9682	CUYAHOGA	149,518.14	0.00884942%
CONSTELLATION ELYRIA COMMUNITY	9683	LORAIN	237,058.68	0.01403062%
CONSTELLATION LORAIN COMM ELEM	9684	LORAIN	121,293.58	0.00717891%
SCIOTOVILLE COMMUNITY SCHOOL	9685	SCIOTO	218,850.98	0.01295297%
WEST PREPARATORY ACADEMY	9689	CUYAHOGA	66,048.27	0.00390915%
PHOENIX COMMUNITY LEARNING CENTER	9691	HAMILTON	256,547.39	0.01518408%
SUMMIT ACADEMY-LORAIN	9692	LORAIN	87,111.92	0.00515583%
SUMMIT ACADEMY-MIDDLETOWN	9693	BUTLER	95,487.07	0.00565152%
THE AUTISM ACADEMY OF LEARNING	9695	LUCAS	57,207.13	0.00338588%
YOUTHBUILD COLUMBUS COMMUNITY SCH	9696	FRANKLIN	103,026.76	0.00609777%
WASHINGTON PARK COMMUNITY SCHOOL	9697	CUYAHOGA	105,645.14	0.00625274%

STATE TEACHERS RETIREMENT SYSTEM OF OHIO
Schedule of Employer Allocations
As of and for the year ended June 30, 2020

Employer Name	Employer Code	County	2020 Fiscal Year	
			Employer Contributions	Employer Allocations
HAMILTON CTY MATH AND SCIENCE	9702	HAMILTON	321,011.44	0.01899947%
SUMMIT ACADEMY AKRON MIDDLE SCH	9705	SUMMIT	80,093.89	0.00474046%
THE ARTS AND COLLEGE PREP ACAD	9707	FRANKLIN	242,734.19	0.01436653%
SUMMIT ACADEMY-XENIA	9708	GREENE	199,464.98	0.01180559%
TRECA DIGITAL ACADEMY	9709	MARION	620,111.54	0.03670209%
OHIO DISTANCE AND ELEC LEARNING ACAD	9712	LUCAS	711,539.60	0.04211337%
BLACK RIVER CAREER PREP HS	9713	LORAIN	46,444.85	0.00274890%
FOCUS LEARNING ACADEMY WEST	9716	FRANKLIN	94,295.33	0.00558099%
FOCUS LEARNING ACADEMY NORTH	9717	FRANKLIN	217,515.16	0.01287391%
MOUND STREET ACADEMIES	9724	MONTGOME	148,109.21	0.00876603%
NORTH DAYTON SCHOOL OF DISCOVERY	9725	MONTGOME	166,464.08	0.00985239%
TROTWOOD PREP AND FITNESS ACADEMY	9726	MONTGOME	211,696.34	0.01252952%
MIDDLETOWN PREP AND FITNESS ACADEMY	9727	BUTLER	180,520.87	0.01068436%
HOPE ACADEMY NORTHCOAST CAMPUS	9733	CUYAHOGA	120,379.39	0.00712481%
OHIO VIRTUAL ACADEMY	9735	LUCAS	2,908,514.12	0.17214409%
MIAMI VALLEY ACADEMIES	9737	MONTGOME	63,881.94	0.00378093%
GREAT WESTERN ACADEMY	9742	FRANKLIN	389,519.48	0.02305420%
INTERNATIONAL ACADEMY OF COLUMBUS	9743	FRANKLIN	135,316.54	0.00800888%
WEST CENTRAL LEARNING ACADEMY	9746	ALLEN	35,824.98	0.00212035%
LAKE ERIE INTERNATIONAL HIGH SCH	9749	CUYAHOGA	94,135.47	0.00557153%
TOMORROW CENTER	9750	MORROW	53.20	0.00000315%
GOAL DIGITAL ACADEMY	9756	RICHLAND	324,207.89	0.01918865%
CONSTELLATION PURITAS COMM ELEM	9760	CUYAHOGA	130,684.27	0.00773471%
GLASS CITY ACADEMY	9764	LUCAS	132,353.71	0.00783352%
PATHWAY SCHOOL OF DISCOVERY	9765	MONTGOME	224,171.46	0.01326787%
ALLIANCE ACADEMY	9766	HAMILTON	245,777.36	0.01454664%
OHIO CONNECTIONS ACADEMY	9774	CUYAHOGA	1,292,627.14	0.07650577%
QUAKER DIGITAL ACADEMY	9776	TUSCARAWA	226,230.72	0.01338975%
FOX FIRE HIGH SCHOOL	9783	MUSKINGUM	163,449.29	0.00967395%
HORIZON SCIENCE ACADEMY TOLEDO	9793	LUCAS	323,968.23	0.01917447%
ASHTABULA COUNTY TECH CAREER CTR	9801	ASHTABULA	790,037.26	0.04675936%
EASTLAND-FAIRFIELD JVS	9804	FRANKLIN	1,480,311.67	0.08761412%
EHOVE JVS	9805	ERIE	1,044,623.54	0.06182737%
FOUR COUNTY JVS	9806	FULTON	1,232,721.77	0.07296020%
GREENE COUNTY JVS	9807	GREENE	943,223.78	0.05582589%
KNOX COUNTY CAREER CENTER	9808	KNOX	710,943.33	0.04207808%
AUBURN CAREER CENTER	9809	LAKE	547,626.37	0.03241196%
MID-EAST CAREER AND TECHNOLOGY CTR	9811	MUSKINGUM	1,189,213.83	0.07038513%
PENTA COUNTY VOCATIONAL SCHOOL	9812	WOOD	2,096,555.33	0.12408728%
PIKE COUNTY JVS	9813	PIKE	393,715.25	0.02330254%
PIONEER JVS	9814	RICHLAND	1,277,202.82	0.07559287%
VANGUARD-SENTINEL CAREER CENTER	9815	SANDUSKY	831,349.67	0.04920448%
SPRINGFIELD-CLARK CTC	9816	CLARK	815,444.72	0.04826313%
TRI COUNTY CAREER CENTER	9818	ATHENS	514,582.94	0.03045624%
TRUMBULL CAREER AND TECH CENTER	9819	TRUMBULL	1,146,449.64	0.06785407%
WAYNE COUNTY JVS	9820	WAYNE	908,358.15	0.05376233%
EASTERN GATEWAY COMMUNITY COLLEGE	9822	JEFFERSON	2,077,190.59	0.12294115%

STATE TEACHERS RETIREMENT SYSTEM OF OHIO
Schedule of Employer Allocations
As of and for the year ended June 30, 2020

Employer Name	Employer Code	County	2020 Fiscal Year	Employer Allocations
			Employer Contributions	
BELMONT-HARRISON AREA JVS	9824	BELMONT	485,967.64	0.02876261%
LORAIN COUNTY JVS	9825	LORAIN	1,234,498.96	0.07306538%
MIAMI VALLEY CAREER TECHNOLOGY CTR	9827	MONTGOME	2,624,132.94	0.15531263%
SCIOTO COUNTY CAREER TECHNICAL	9828	SCIOTO	704,057.07	0.04167051%
NORTHWEST STATE COMMUNITY COLLEGE	9829	FULTON	784,067.51	0.04640603%
NORTH CENTRAL STATE COLLEGE	9831	RICHLAND	589,688.55	0.03490146%
CINCINNATI ST TECH AND COMM COLLEGE	9833	HAMILTON	2,565,361.18	0.15183415%
WASHINGTON COUNTY JVS	9836	WASHINGTON	490,720.11	0.02904389%
TERRA COMMUNITY COLLEGE	9837	SANDUSKY	597,982.64	0.03539236%
MAHONING CTY CAREER AND TECH CTR	9838	MAHONING	847,390.16	0.05015386%
OWENS STATE COMM COLLEGE	9839	WOOD	2,406,834.12	0.14245152%
GREAT OAKS CAREER CAMPUSES	9840	HAMILTON	4,299,031.06	0.25444359%
HOCKING COLLEGE	9841	ATHENS	897,682.75	0.05313049%
CUYAHOGA VALLEY CAREER CENTER	9842	CUYAHOGA	864,097.52	0.05114271%
CAREER AND TECH CTRS OF LICKING CO	9844	LICKING	951,314.72	0.05630477%
SOUTHERN HILLS JVS	9845	BROWN	404,169.37	0.02392128%
GALLIA-JACKSON-VINTON JVS	9847	GALLIA	801,985.04	0.04746650%
ZANE STATE COLLEGE	9848	MUSKINGUM	552,019.78	0.03267199%
MEDINA COUNTY JVS	9849	MEDINA	1,034,047.22	0.06120139%
BELMONT COLLEGE	9851	BELMONT	415,691.52	0.02460323%
ASHLAND COUNTY-WEST HOLMES JVS	9852	ASHLAND	433,779.85	0.02567381%
MARION TECHNICAL COLLEGE	9854	MARION	753,087.33	0.04457243%
CENTRAL OHIO TECHNICAL COLLEGE	9855	LICKING	995,675.42	0.05893031%
RHODES STATE COLLEGE	9858	ALLEN	792,262.39	0.04689105%
OHIO HI-POINT JVS	9860	LOGAN	947,419.33	0.05607421%
TOLLES CAREER AND TECH CENTER	9861	MADISON	885,071.29	0.05238406%
COLUMBIANA COUNTY JVS	9862	COLUMBIAN	437,695.69	0.02590557%
PICKAWAY-ROSS COUNTY JVS	9863	ROSS	1,374,155.90	0.08133116%
DELAWARE COUNTY JVS	9864	DELAWARE	910,474.28	0.05388757%
MAPLEWOOD CAREER CENTER	9865	PORTAGE	676,665.59	0.04004931%
UPPER VALLEY JVS	9866	MIAMI	1,275,813.20	0.07551062%
BUTLER TECHNOLOGY & CAREER	9867	BUTLER	3,192,239.62	0.18893674%
APOLLO JVS	9869	ALLEN	952,272.64	0.05636146%
POLARIS CAREER CENTER	9870	CUYAHOGA	1,004,917.58	0.05947732%
BUCKEYE JVS	9871	TUSCARAWA	1,048,414.75	0.06205175%
U S GRANT JVS	9872	CLERMONT	453,047.32	0.02681418%
VANTAGE CAREER CENTER	9873	VAN WERT	511,667.67	0.03028370%
TRI-RIVERS JVS	9874	MARION	690,401.01	0.04086226%
WARREN COUNTY JVS	9876	WARREN	1,274,554.50	0.07543612%
STARK COUNTY JVS	9877	STARK	509,369.90	0.03014770%
PORTAGE LAKES JVS	9878	SUMMIT	481,814.91	0.02851683%
JEFFERSON COUNTY JVS	9879	JEFFERSON	286,079.98	0.01693201%
LAWRENCE COUNTY JVS	9880	LAWRENCE	900,216.68	0.05328046%
SOUTHERN STATE COMMUNITY COLLEGE	9881	CLINTON	619,478.82	0.03666464%
COSHOCTON COUNTY JVS	9883	COSHOCTON	237,085.09	0.01403218%
STARK STATE COLLEGE	9884	STARK	3,202,635.71	0.18955205%
AKRON PUBLIC SCHOOLS	C001	SUMMIT	21,957,982.35	1.29961098%

STATE TEACHERS RETIREMENT SYSTEM OF OHIO
Schedule of Employer Allocations
As of and for the year ended June 30, 2020

Employer Name	Employer Code	County	2020 Fiscal Year	Employer Allocations
			Employer Contributions	
CANTON CITY SCHOOLS	C002	STARK	8,737,616.03	0.51714686%
CINCINNATI CITY SCHOOLS	C003	HAMILTON	32,485,982.60	1.92272400%
CLEVELAND METROPOLITAN SCHOOLS	C004	CUYAHOGA	39,887,638.36	2.36080036%
COLUMBUS CITY SCHOOLS	C005	FRANKLIN	47,644,945.39	2.81992639%
DAYTON CITY SCHOOLS	C006	MONTGOME	10,472,112.57	0.61980524%
TOLEDO PUBLIC SCHOOLS	C007	LUCAS	22,276,349.07	1.31845391%
YOUNGSTOWN CITY SCHOOLS	C008	MAHONING	5,340,279.86	0.31607122%
AURORA CITY SCHOOLS	C009	PORTAGE	2,772,740.68	0.16410817%
ALLIANCE CITY SCHOOLS	C010	STARK	2,433,606.96	0.14403611%
ASHLAND CITY SCHOOLS	C011	ASHLAND	2,091,315.11	0.12377713%
ASHTABULA AREA CITY SCHOOLS	C012	ASHTABULA	2,370,976.00	0.14032922%
ATHENS CITY SCHOOLS	C013	ATHENS	2,225,980.42	0.13174747%
BARBERTON CITY SCHOOLS	C014	SUMMIT	3,050,391.63	0.18054129%
BAY VILLAGE CITY SCHOOLS	C015	CUYAHOGA	2,487,894.77	0.14724920%
BEDFORD CITY SCHOOLS	C016	CUYAHOGA	2,996,766.00	0.17736739%
BELLAIRE CITY SCHOOLS	C017	BELMONT	643,630.53	0.03809409%
BEACHWOOD CITY SCHOOLS	C018	CUYAHOGA	2,400,732.71	0.14209040%
BELLEFONTAINE CITY SCHOOLS	C019	LOGAN	1,776,207.51	0.10512709%
AVON LAKE CITY SCHOOLS	C020	LORAIN	2,790,044.72	0.16513233%
BELLEVUE CITY SCHOOLS	C021	HURON	1,437,504.24	0.08508051%
BELPRE CITY SCHOOLS	C022	WASHINGTON	584,908.53	0.03461855%
BEREA CITY SCHOOLS	C023	CUYAHOGA	5,356,839.37	0.31705132%
BEXLEY CITY SCHOOLS	C025	FRANKLIN	2,520,680.49	0.14918967%
BOWLING GREEN CITY SCHOOLS	C027	WOOD	2,053,126.30	0.12151688%
BRECKSVILLE-BROADVIEW HTS CITY SCH	C028	CUYAHOGA	3,403,849.85	0.20146116%
BROOKLYN CITY SCHOOLS	C029	CUYAHOGA	1,071,080.19	0.06339324%
BRUNSWICK CITY SCHOOLS	C030	MEDINA	5,063,523.20	0.29969103%
BRYAN CITY SCHOOLS	C031	WILLIAMS	1,541,403.27	0.09122990%
BUCYRUS CITY SCHOOLS	C033	CRAWFORD	885,055.10	0.05238311%
CAMBRIDGE CITY SCHOOLS	C035	GUERNSEY	1,327,226.67	0.07855359%
CAMPBELL CITY SCHOOLS	C037	MAHONING	1,013,022.26	0.05995700%
CELINA CITY SCHOOLS	C041	MERCER	2,132,851.55	0.12623552%
CENTERVILLE CITY SCHOOLS	C042	MONTGOME	7,549,669.64	0.44683675%
CHILLICOTHE CITY SCHOOLS	C043	ROSS	1,835,836.07	0.10865628%
CIRCLEVILLE CITY SCHOOLS	C047	PICKAWAY	1,668,277.94	0.09873914%
CLEVELAND HTS-UNIV HTS CITY SCHOOLS	C051	CUYAHOGA	6,765,850.69	0.40044544%
CONNEAUT CITY SCHOOLS	C055	ASHTABULA	1,110,114.75	0.06570355%
COPLEY-FAIRLAWN CITY SCHOOLS	C056	SUMMIT	2,567,234.95	0.15194505%
COSHOCTON CITY SCHOOLS	C057	COSHOCTON	1,231,091.27	0.07286369%
CUYAHOGA FALLS CITY SCHOOLS	C059	SUMMIT	3,367,489.36	0.19930912%
DEER PARK CITY SCHOOLS	C063	HAMILTON	1,019,297.34	0.06032840%
DEFIANCE CITY SCHOOLS	C065	DEFIANCE	1,873,241.47	0.11087017%
DELAWARE CITY SCHOOLS	C067	DELAWARE	4,179,152.94	0.24734846%
DELPHOS CITY SCHOOLS	C069	VAN WERT	669,839.59	0.03964530%
DOVER CITY SCHOOLS	C071	TUSCARAWA	1,804,337.32	0.10679199%
DUBLIN CITY SCHOOLS	C072	FRANKLIN	16,086,874.56	0.95212203%
EAST CLEVELAND CITY SCHOOLS	C073	CUYAHOGA	2,345,741.93	0.13883570%

STATE TEACHERS RETIREMENT SYSTEM OF OHIO
Schedule of Employer Allocations
As of and for the year ended June 30, 2020

Employer Name	Employer		2020 Fiscal Year	Employer Allocations
	Code	County	Employer Contributions	
EAST LIVERPOOL CITY SCHOOLS	C075	COLUMBIAN	1,667,740.43	0.09870733%
EAST PALESTINE CITY SCHOOLS	C077	COLUMBIAN	612,127.46	0.03622954%
EATON COMMUNITY SCHOOLS	C078	PREBLE	1,287,532.40	0.07620423%
ELYRIA CITY SCHOOLS	C079	LORAIN	5,193,269.59	0.30737023%
EDGEWOOD CITY SCHOOLS	C080	BUTLER	2,473,278.69	0.14638413%
EUCLID CITY SCHOOLS	C081	CUYAHOGA	4,588,042.84	0.27154912%
FAIRBORN CITY SCHOOLS	C083	GREENE	2,882,218.53	0.17058775%
FAIRFIELD CITY SCHOOLS	C084	BUTLER	6,532,876.20	0.38665655%
FAIRVIEW PARK CITY SCHOOLS	C085	CUYAHOGA	1,553,748.73	0.09196059%
FINDLAY CITY SCHOOLS	C087	HANCOCK	4,320,302.02	0.25570254%
FOSTORIA CITY SCHOOLS	C089	HANCOCK	1,289,046.27	0.07629383%
FRANKLIN CITY SCHOOLS	C091	WARREN	2,206,550.15	0.13059746%
FREMONT CITY SCHOOLS	C093	SANDUSKY	2,904,084.71	0.17188193%
GAHANNA-JEFFERSON CITY SCHOOLS	C094	FRANKLIN	6,691,349.87	0.39603601%
GALION CITY SCHOOLS	C095	CRAWFORD	1,226,811.83	0.07261041%
GALLIPOLIS CITY SCHOOLS	C097	GALLIA	1,175,691.04	0.06958476%
GARFIELD HTS CITY SCHOOLS	C099	CUYAHOGA	2,950,141.81	0.17460788%
GENEVA AREA CITY SCHOOLS	C100	ASHTABULA	1,432,794.71	0.08480177%
GIRARD CITY SCHOOLS	C101	TRUMBULL	1,266,986.18	0.07498818%
GRANDVIEW HTS CITY SCHOOLS	C103	FRANKLIN	1,344,484.53	0.07957502%
WINTON WOODS CITY SCHOOLS	C104	HAMILTON	3,228,898.86	0.19110647%
GREENVILLE CITY SCHOOLS	C105	DARKE	1,787,264.16	0.10578149%
HARRISON HILLS CITY SCHOOLS	C106	HARRISON	949,133.25	0.05617565%
HAMILTON CITY SCHOOLS	C107	BUTLER	7,387,987.27	0.43726738%
HEATH CITY SCHOOLS	C108	LICKING	1,133,491.73	0.06708714%
HILLSBORO CITY SCHOOLS	C109	HIGHLAND	1,708,674.72	0.10113008%
HURON CITY SCHOOLS	C110	ERIE	1,002,545.31	0.05933691%
IRONTON CITY SCHOOLS	C111	LAWRENCE	913,043.81	0.05403965%
HUBER HEIGHTS CITY SCHOOLS	C112	MONTGOME	4,547,658.61	0.26915893%
JACKSON CITY SCHOOLS	C113	JACKSON	1,677,824.03	0.09930414%
KENT CITY SCHOOLS	C115	PORTAGE	3,503,014.87	0.20733037%
KENTON CITY SCHOOLS	C117	HARDIN	1,367,823.77	0.08095638%
KETTERING CITY SCHOOLS	C118	MONTGOME	7,151,670.32	0.42328066%
LAKEWOOD CITY SCHOOLS	C119	CUYAHOGA	5,250,736.60	0.31077149%
LANCASTER CITY SCHOOLS	C121	FAIRFIELD	4,724,289.76	0.27961307%
LEBANON CITY SCHOOLS	C122	WARREN	3,384,803.65	0.20033389%
LIMA CITY SCHOOLS	C123	ALLEN	3,547,689.41	0.20997449%
LOCKLAND CITY SCHOOLS	C127	HAMILTON	457,503.52	0.02707792%
LOUISVILLE CITY SCHOOLS	C128	STARK	1,772,901.29	0.10493141%
LONDON CITY SCHOOLS	C131	MADISON	1,332,272.47	0.07885223%
LOVELAND CITY SCHOOLS	C132	HAMILTON	3,780,394.82	0.22374745%
LORAIN CITY SCHOOLS	C133	LORAIN	5,877,978.15	0.34789558%
MADEIRA CITY SCHOOLS	C134	HAMILTON	1,461,625.82	0.08650817%
MANSFIELD CITY SCHOOLS	C135	RICHLAND	3,091,276.23	0.18296110%
MAPLE HEIGHTS CITY SCHOOLS	C137	CUYAHOGA	2,593,224.66	0.15348328%
MARIETTA CITY SCHOOLS	C139	WASHINGTON	1,644,065.07	0.09730607%
MARIEMONT CITY SCHOOLS	C140	HAMILTON	1,591,649.30	0.09420378%

STATE TEACHERS RETIREMENT SYSTEM OF OHIO

Schedule of Employer Allocations

As of and for the year ended June 30, 2020

Employer Name	Employer Code	County	2020 Fiscal Year	Employer Allocations
			Employer Contributions	
MARION CITY SCHOOLS	C141	MARION	3,782,080.40	0.22384722%
MARTINS FERRY CITY SCHOOLS	C143	BELMONT	1,044,437.10	0.06181633%
MASON CITY SCHOOLS	C144	WARREN	8,279,885.04	0.49005548%
MASSILLON CITY SCHOOLS	C145	STARK	3,099,055.68	0.18342153%
MAUMEE CITY SCHOOLS	C147	LUCAS	2,273,770.67	0.13457599%
MAYFIELD CITY SCHOOLS	C149	CUYAHOGA	4,857,810.15	0.28751564%
MEDINA CITY SCHOOLS	C151	MEDINA	6,027,948.44	0.35677176%
MIAMISBURG CITY SCHOOLS	C153	MONTGOME	4,133,109.19	0.24462330%
MIDDLETOWN CITY SCHOOLS	C155	BUTLER	4,387,040.01	0.25965252%
MT HEALTHY CITY SCHOOLS	C157	HAMILTON	2,658,094.44	0.15732268%
MT VERNON CITY SCHOOLS	C159	KNOX	2,828,903.11	0.16743221%
NAPOLEON AREA SCHOOLS	C161	HENRY	1,420,516.47	0.08407507%
NELSONVILLE-YORK CITY SCHOOLS	C163	ATHENS	890,325.15	0.05269502%
NEWARK CITY SCHOOLS	C165	LICKING	4,717,778.92	0.27922772%
NEW LEXINGTON CITY SCHOOLS	C168	PERRY	1,244,414.58	0.07365225%
NEW PHILADELPHIA CITY SCHOOLS	C169	TUSCARAWA	2,211,442.35	0.13088701%
NORTHMONT CITY SCHOOLS	C170	MONTGOME	4,007,327.62	0.23717876%
NILES CITY SCHOOLS	C171	TRUMBULL	1,546,041.12	0.09150440%
NORTH CANTON CITY SCHOOLS	C172	STARK	3,083,606.44	0.18250715%
NORTH COLLEGE HILL CITY SCHOOLS	C173	HAMILTON	1,310,359.27	0.07755527%
NORDONIA HILLS CITY SCHOOLS	C174	SUMMIT	2,895,388.97	0.17136726%
NORTH OLMSTED CITY SCHOOLS	C175	CUYAHOGA	3,938,589.14	0.23311038%
NORTH ROYALTON CITY SCHOOLS	C176	CUYAHOGA	3,543,083.09	0.20970186%
NORWALK CITY SCHOOLS	C177	HURON	1,827,575.36	0.10816736%
NORTH RIDGEVILLE CITY SCHOOLS	C178	LORAIN	2,896,145.47	0.17141204%
NORWOOD CITY SCHOOLS	C179	HAMILTON	1,927,302.44	0.11406983%
NORTON CITY SCHOOLS	C180	SUMMIT	1,588,566.67	0.09402133%
OAKWOOD CITY SCHOOLS	C181	MONTGOME	2,003,673.16	0.11858993%
ORANGE CITY SCHOOLS	C182	CUYAHOGA	3,273,055.44	0.19371993%
OBERLIN CITY SCHOOLS	C183	LORAIN	927,335.01	0.05488550%
OREGON CITY SCHOOLS	C184	LUCAS	2,960,395.16	0.17521473%
ORRVILLE CITY SCHOOLS	C185	WAYNE	1,101,926.33	0.06521890%
OLMSTED FALLS CITY SCHOOLS	C186	CUYAHOGA	2,999,909.36	0.17755343%
PAINESVILLE CITY LOCAL SCHOOLS	C187	LAKE	2,485,215.88	0.14709065%
PARMA CITY SCHOOLS	C189	CUYAHOGA	9,106,425.09	0.53897529%
PIQUA CITY SCHOOLS	C191	MIAMI	2,293,699.36	0.13575550%
PORT CLINTON CITY SCHOOLS	C193	OTTAWA	1,364,853.81	0.08078060%
PORTSMOUTH CITY SCHOOLS	C195	SCIOTO	1,447,102.27	0.08564858%
PRINCETON CITY SCHOOLS	C196	HAMILTON	5,190,345.29	0.30719716%
RAVENNA CITY SCHOOLS	C197	PORTAGE	1,804,563.13	0.10680535%
READING COMMUNITY CITY SCHOOLS	C199	HAMILTON	1,233,148.98	0.07298548%
REYNOLDSBURG CITY SCHOOLS	C200	FRANKLIN	5,322,562.29	0.31502259%
ROCKY RIVER CITY SCHOOLS	C201	CUYAHOGA	2,775,032.16	0.16424379%
ST BERNARD-ELMWOOD PLACE CITY SCH	C203	HAMILTON	832,816.26	0.04929128%
ST CLAIRSVILLE-RICHLAND CITY SCH	C204	BELMONT	1,097,135.39	0.06493535%
ST MARYS CITY SCHOOLS	C205	AUGLAIZE	1,388,234.63	0.08216442%
SALEM CITY SCHOOLS	C207	COLUMBIAN	1,400,470.61	0.08288863%

STATE TEACHERS RETIREMENT SYSTEM OF OHIO

Schedule of Employer Allocations

As of and for the year ended June 30, 2020

Employer Name	Employer Code	County	2020 Fiscal Year	
			Employer Contributions	Employer Allocations
SANDUSKY CITY SCHOOLS	C209	ERIE	3,093,804.55	0.18311074%
SPRINGBORO COMMUNITY CITY SCHOOLS	C210	WARREN	3,455,679.97	0.20452879%
SHAKER HEIGHTS CITY SCHOOLS	C211	CUYAHOGA	6,146,989.02	0.36381733%
SHEFFIELD-SHEFFIELD LAKE CITY SCH	C212	LORAIN	1,318,298.71	0.07802518%
SHELBY CITY SCHOOLS	C213	RICHLAND	1,294,785.77	0.07663353%
HILLIARD CITY SCHOOLS	C214	FRANKLIN	14,867,677.88	0.87996233%
SIDNEY CITY SCHOOLS	C215	SHELBY	2,276,672.85	0.13474776%
OLON CITY SCHOOLS	C216	CUYAHOGA	4,979,584.11	0.29472299%
SOUTH EUCLID-LYNDHURST CITY SCHOOLS	C217	CUYAHOGA	3,603,003.81	0.21324834%
SOUTHWESTERN CITY SCHOOLS	C218	FRANKLIN	18,451,474.88	1.09207389%
SPRINGFIELD CITY SCHOOLS	C219	CLARK	6,341,315.02	0.37531876%
STRONGSVILLE CITY SCHOOLS	C220	CUYAHOGA	4,520,702.33	0.26756349%
STEUBENVILLE CITY SCHOOLS	C221	JEFFERSON	1,613,648.13	0.09550581%
STOW-MUNROE FALLS CITY SCHOOLS	C222	SUMMIT	4,094,714.69	0.24235087%
STRUTHERS CITY SCHOOLS	C223	MAHONING	1,410,141.77	0.08346103%
SYLVANIA CITY SCHOOLS	C224	LUCAS	6,099,385.51	0.36099985%
TALLMADGE CITY SCHOOLS	C225	SUMMIT	1,775,142.22	0.10506404%
SYCAMORE CITY SCHOOLS	C226	HAMILTON	5,693,966.78	0.33700463%
TIFFIN CITY SCHOOLS	C227	SENECA	1,723,247.02	0.10199256%
TROTWOOD-MADISON CITY SCHOOLS	C228	MONTGOME	2,172,208.83	0.12856493%
TALAWANDA CITY SCHOOLS	C229	BUTLER	2,486,404.56	0.14716100%
TORONTO CITY SCHOOLS	C231	JEFFERSON	473,828.51	0.02804414%
STREETSBORO CITY SCHOOLS	C232	PORTAGE	1,608,562.50	0.09520481%
TROY CITY SCHOOLS	C233	MIAMI	3,247,241.73	0.19219211%
TWINSBURG CITY SCHOOLS	C234	SUMMIT	3,548,913.63	0.21004694%
CLAYMONT CITY SCHOOLS	C235	TUSCARAWA	1,454,911.40	0.08611077%
UPPER ARLINGTON CITY SCHOOLS	C237	FRANKLIN	7,059,374.37	0.41781801%
URBANA CITY SCHOOLS	C239	CHAMPAIGN	1,365,452.97	0.08081606%
VANDALIA-BUTLER CITY SCHOOLS	C240	MONTGOME	2,193,001.30	0.12979556%
VAN WERT CITY SCHOOLS	C241	VAN WERT	1,524,198.12	0.09021159%
WADSWORTH CITY SCHOOLS	C243	MEDINA	3,404,158.83	0.20147945%
WAVERLY CITY SCHOOLS	C244	PIKE	1,218,770.03	0.07213445%
WAPAKONETA CITY SCHOOLS	C245	AUGLAIZE	1,826,266.64	0.10808990%
WEST CARROLLTON CITY SCHOOLS	C246	MONTGOME	2,806,556.26	0.16610958%
WARREN CITY SCHOOLS	C247	TRUMBULL	4,145,461.62	0.24535439%
WARRENSVILLE HEIGHTS CITY SCHOOLS	C248	CUYAHOGA	1,686,913.39	0.09984210%
WASHINGTON COURT HOUSE CITY SCHOOLS	C249	FAYETTE	1,366,790.75	0.08089524%
WESTERVILLE CITY SCHOOLS	C250	FRANKLIN	12,708,161.05	0.75214860%
WELLSTON CITY SCHOOLS	C251	JACKSON	1,069,746.02	0.06331427%
WESTLAKE CITY SCHOOLS	C252	CUYAHOGA	3,318,858.22	0.19643082%
WHITEHALL CITY SCHOOLS	C254	FRANKLIN	2,577,328.45	0.15254245%
WICKLIFFE CITY SCHOOLS	C255	LAKE	1,161,848.91	0.06876550%
WILLARD CITY SCHOOLS	C256	HURON	1,128,543.47	0.06679427%
WILLOUGHBY-EASTLAKE CITY SCHOOLS	C257	LAKE	6,940,746.97	0.41079689%
WILMINGTON CITY SCHOOLS	C259	CLINTON	1,859,748.15	0.11007155%
WOOSTER CITY SCHOOLS	C261	WAYNE	2,868,641.85	0.16978420%
WORTHINGTON CITY SCHOOLS	C262	FRANKLIN	9,851,044.95	0.58304656%

STATE TEACHERS RETIREMENT SYSTEM OF OHIO
Schedule of Employer Allocations
As of and for the year ended June 30, 2020

Employer Name	Employer Code	County	2020 Fiscal Year	
			Employer Contributions	Employer Allocations
WYOMING CITY SCHOOLS	C263	HAMILTON	1,919,014.82	0.11357932%
XENIA CITY SCHOOLS	C265	GREENE	3,418,066.25	0.20230258%
ZANESVILLE CITY SCHOOLS	C269	MUSKINGUM	2,352,826.46	0.13925501%
MENLO PARK ACADEMY	D006	CUYAHOGA	210,902.47	0.01248253%
CONSTELLATION MADISON COMM ELEM	D007	CUYAHOGA	157,910.06	0.00934611%
LORAIN COMMUNITY MIDDLE SCHOOL	D008	LORAIN	48,313.82	0.00285951%
WINTERFIELD VENTURE ACADEMY	D012	LUCAS	186,504.32	0.01103849%
ORION ACADEMY	D013	HAMILTON	142,976.76	0.00846226%
PINNACLE ACADEMY	D014	CUYAHOGA	264,295.34	0.01564265%
APEX CHARTER ACADEMY	D015	CUYAHOGA	246,042.01	0.01456231%
NORTHLAND PREP AND FITNESS	D019	FRANKLIN	148,783.85	0.00880596%
SPRINGFIELD PREP AND FITNESS	D020	CLARK	81,236.71	0.00480810%
WHITEHALL PREP AND FITNESS	D021	FRANKLIN	192,280.58	0.01138037%
EMERSON ACADEMY OF DAYTON	D022	MONTGOME	195,031.03	0.01154316%
A PLUS ARTS ACADEMY	D023	FRANKLIN	380,394.49	0.02251413%
COLUMBUS ARTS AND TECH ACADEMY	D025	FRANKLIN	218,709.53	0.01294460%
COLS HUMANITIES ARTS AND TECH ACAD	D026	FRANKLIN	277,308.47	0.01641285%
COLUMBUS PREPARATORY ACADEMY	D027	FRANKLIN	374,861.81	0.02218667%
CANTON HARBOR HIGH SCHOOL	D029	STARK	80,275.40	0.00475120%
SUMMIT ACADEMY-CINCINNATI	D030	HAMILTON	108,166.47	0.00640197%
SUMMIT ACADEMY-COLUMBUS	D031	FRANKLIN	39,794.54	0.00235529%
SUMMIT ACADEMY-DAYTON	D032	MONTGOME	87,927.91	0.00520412%
SUMMIT ACADEMY-WARREN	D034	TRUMBULL	112,450.40	0.00665552%
BRIDGES COMMUNITY ACADEMY	D035	SENECA	162,107.55	0.00959454%
HOPE ACADEMY NORTHWEST CAMPUS	D036	CUYAHOGA	112,889.19	0.00668149%
SUMMIT ACADEMY SECONDARY-AKRON	D039	SUMMIT	89,739.31	0.00531133%
SUMMIT ACADEMY SECONDARY-CANTON	D040	STARK	83,382.19	0.00493508%
SUMMIT ACADEMY-TOLEDO	D041	LORAIN	120,367.72	0.00712412%
SUMMIT ACADEMY SECONDARY-PARMA	D042	CUYAHOGA	140,349.56	0.00830677%
SUMMIT ACADEMY SECONDARY-	D043	MAHONING	173,894.80	0.01029218%
HEIR FORCE COMMUNITY SCHOOL	D044	ALLEN	94,201.03	0.00557541%
WILDWOOD ENVIRONMENTAL ACADEMY	D046	LUCAS	211,305.25	0.01250637%
BUCKEYE ONLINE SCHOOL FOR SUCCESS	D051	COLUMBIAN	297,106.64	0.01758463%
KING ACADEMY COMMUNITY SCHOOL	D053	HAMILTON	37,096.65	0.00219561%
CASTLE ACADEMY	D058	CUYAHOGA	104,064.01	0.00615916%
CAPITAL CITY CAREER PREP HS	D060	FRANKLIN	43,635.77	0.00258264%
CONSTELLATION STOCKYARD COMM ELEM	D061	CUYAHOGA	127,921.56	0.00757120%
OAKSTONE COMMUNITY SCHOOL	D068	FRANKLIN	101,005.39	0.00597813%
GEM CITY CAREER PREP HS	D080	MONTGOME	40,754.03	0.00241208%
HORIZON SCIENCE ACADEMY CINCINNATI	D081	HAMILTON	124,476.42	0.00736729%
HORIZON SCIENCE ACADEMY DAYTON	D082	MONTGOME	78,656.80	0.00465540%
HORIZON SCIENCE SPRINGFIELD	D086	LUCAS	205,658.16	0.01217214%
ZENITH ACADEMY	D087	FRANKLIN	240,157.75	0.01421404%
SUMMIT ACADEMY-PAINESVILLE	D088	LAKE	74,903.42	0.00443325%
SUMMIT ACADEMY MIDDLE SCH-	D090	FRANKLIN	64,694.69	0.00382904%
SUMMIT ACADEMY SCH-LORAIN	D091	LORAIN	118,591.60	0.00701899%
SUMMIT ACADEMY MIDDLE SCH-WARREN	D092	TRUMBULL	111,054.24	0.00657289%

STATE TEACHERS RETIREMENT SYSTEM OF OHIO
Schedule of Employer Allocations
As of and for the year ended June 30, 2020

Employer Name	Employer Code	County	2020 Fiscal Year	
			Employer Contributions	Employer Allocations
SUMMIT ACADEMY MIDDLE SCH-	D093	MAHONING	208,866.92	0.01236205%
SUMMIT ACADEMY SECONDARY-	D095	BUTLER	90,348.13	0.00534737%
HORIZON SCIENCE ACADEMY DENISON	D097	CUYAHOGA	192,796.07	0.01141088%
HORIZON SCIENCE ACADEMY CLEVELAND	D098	CUYAHOGA	194,509.23	0.01151227%
IMAC ACADEMY	D100	RICHLAND	20,804.18	0.00123132%
CLEVELAND ARTS AND SOC SCIENCES ACAD	D104	CUYAHOGA	123,316.39	0.00729864%
YOUNGSTOWN ACADEMY OF EXCELLENCE	D106	MAHONING	85,517.58	0.00506147%
MONROE PREPARATORY ACADEMY	D108	LORAIN	109,619.27	0.00648796%
TOLEDO PREP AND FITNESS	D110	LUCAS	143,580.65	0.00849800%
MT HEALTHY PREP AND FITNESS	D111	HAMILTON	137,349.90	0.00812923%
COLUMBUS PREP AND FITNESS	D112	FRANKLIN	207,562.22	0.01228483%
PAUL D WHITE SCHOOL OF EXCELLENCE	D114	CUYAHOGA	8,022.69	0.00047483%
CASCADE CAREER PREP HS	D119	SUMMIT	41,855.20	0.00247725%
BENNETT VENTURE ACADEMY	D121	LUCAS	170,894.00	0.01011458%
PAR EXCELLENCE ACADEMY	D128	LICKING	127,488.78	0.00754558%
WINGS ACADEMY 1	D131	CUYAHOGA	110,652.31	0.00654910%
WESTPARK COMMUNITY MIDDLE SCHOOL	D132	CUYAHOGA	110,995.31	0.00656940%
OLD BROOKLYN MONTESSORI MIDDLE SCH	D135	CUYAHOGA	110,368.71	0.00653231%
RITTMAN ACADEMY	D136	WAYNE	12,983.51	0.00076845%
SOUTH SCIOTO ACADEMY	D140	FRANKLIN	116,872.17	0.00691723%
STAMBAUGH ACADEMY	D141	MAHONING	195,207.86	0.01155362%
DAYTON BUSINESS TECH HIGH SCHOOL	D145	MONTGOME	70,122.77	0.00415030%
EAST BRIDGE ACADEMY OF EXCELLENCE	D148	FRANKLIN	104,012.70	0.00615612%
EARLY COLLEGE ACADEMY	D149	FRANKLIN	104,178.61	0.00616594%
CLEVELAND ENTREPRENEURSHIP PREP SCH	D150	CUYAHOGA	16,052.46	0.00095009%
WESTSIDE ACADEMY	D151	FRANKLIN	97,835.14	0.00579050%
GREATER OHIO VIRTUAL SCHOOL	D152	WARREN	250,464.00	0.01482403%
GROVEPORT COMMUNITY SCHOOL	D154	FRANKLIN	328,843.32	0.01946301%
HARVARD AVE PERFORMANCE ACADEMY	D156	CUYAHOGA	157,367.87	0.00931402%
EAGLE LEARNING CENTER	D158	LUCAS	28,269.28	0.00167315%
NORTH WOODS CAREER PREP HS	D163	FRANKLIN	47,227.51	0.00279522%
THE MARITIME ACADEMY OF TOLEDO	D164	LUCAS	156,414.58	0.00925759%
PURITAS COMMUNITY MIDDLE SCHOOL	D165	CUYAHOGA	78,587.84	0.00465132%
NOBLE ACADEMY - CLEVELAND	D167	CUYAHOGA	278,043.63	0.01645636%
LORAIN PREPARATORY ACADEMY	D168	LORAIN	283,398.27	0.01677329%
EDUCATIONAL ACAD FOR BOYS AND GIRLS	D170	FRANKLIN	82,142.39	0.00486170%
MIDNIMO CROSS CULTURAL SCHOOL	D171	FRANKLIN	86,219.12	0.00510299%
NOBLE ACADEMY - COLUMBUS	D172	FRANKLIN	237,611.20	0.01406332%
PROMISE ACADEMY	D173	CUYAHOGA	55,234.13	0.00326910%
DAYTON EARLY COLLEGE ACADEMY	D174	MONTGOME	237,310.26	0.01404551%
WESTSIDE COMM SCH OF THE ARTS	D178	CUYAHOGA	192,122.62	0.01137102%
HORIZON SCIENCE ACAD - COLS MIDDLE SCH	D179	FRANKLIN	314,978.77	0.01864242%
STAR ACADEMY OF TOLEDO	D183	LUCAS	5,949.07	0.00035210%
CENTRAL ACADEMY OF OHIO	D185	LUCAS	63,485.86	0.00375749%
CLAY AVENUE COMMUNITY SCHOOL	D186	LUCAS	235,440.53	0.01393485%
FOUNDATION ACADEMY	D189	RICHLAND	211,841.21	0.01253809%
SUMMIT ACADEMY TRANS HS CINCINNATI	D192	HAMILTON	66,387.78	0.00392924%

STATE TEACHERS RETIREMENT SYSTEM OF OHIO
Schedule of Employer Allocations
As of and for the year ended June 30, 2020

Employer Name	Employer Code	County	2020 Fiscal Year	Employer Allocations
			Employer Contributions	
SUMMIT ACADEMY TRANS HS COLUMBUS	D193	FRANKLIN	75,101.99	0.00444501%
SUMMIT ACADEMY TRANS HS DAYTON	D194	MONTGOME	138,170.62	0.00817780%
KIPP COLUMBUS	D195	FRANKLIN	1,166,565.70	0.06904467%
COLUMBUS COLLEGIATE ACADEMY	D196	FRANKLIN	198,000.54	0.01171891%
MADISON AVENUE SCHOOL OF ARTS	D200	LUCAS	208,550.98	0.01234335%
KLEPINGER COMMUNITY SCHOOL	D201	MONTGOME	204,543.48	0.01210616%
HARRISBURG PIKE COMMUNITY SCHOOL	D202	FRANKLIN	58,391.29	0.00345596%
SULLIVANT AVENUE COMMUNITY SCHOOL	D203	FRANKLIN	120,353.73	0.00712329%
HORIZON SCIENCE ACAD-ELEMENTARY SCH	D206	FRANKLIN	341,125.55	0.02018995%
PERFORMANCE ACADEMY EASTLAND	D211	FRANKLIN	178,745.36	0.01057927%
CESAR CHAVEZ COLLEGE PREP SCHOOL	D213	FRANKLIN	176,386.62	0.01043967%
MAHONING COUNTY HIGH SCHOOL	D214	MAHONING	17,738.52	0.00104988%
ASHLAND COUNTY COMMUNITY ACADEMY	D215	ASHLAND	35,594.73	0.00210672%
HORIZON SCIENCE ACADEMY LORAIN	D216	LORAIN	443,415.81	0.02624413%
ACHIEVE CAREER PREP ACADEMY	D217	LUCAS	66,091.24	0.00391169%
VILLAGE PREPARATORY SCHOOL	D222	CUYAHOGA	599,186.63	0.03546362%
HORIZON SCIENCE ACADEMY DAYTON HS	D223	MONTGOME	168,350.58	0.00996404%
L HOLLINGWORTH SCH FOR TAL GIFT	D224	LUCAS	169,168.60	0.01001246%
BELLA ACADEMY OF EXCELLENCE	D227	CUYAHOGA	119,482.22	0.00707171%
RENAISSANCE ACADEMY	D229	FRANKLIN	72,650.56	0.00429992%
HORIZON SCIENCE ACADEMY	D233	MAHONING	248,232.95	0.01469198%
IMAGINE AKRON ACADEMY	D238	SUMMIT	9,336.26	0.00055258%
THE RICHLAND SCHOOL OF ACADEMIC ARTS	D239	RICHLAND	162,246.05	0.00960274%
CLEVELAND COLLEGE PREPARATORY	D242	CUYAHOGA	187,711.98	0.01110997%
NORTHEAST OHIO COLLEGE PREPARATORY	D243	CUYAHOGA	248,408.30	0.01470236%
EVEREST HIGH SCHOOL	D247	FRANKLIN	23,112.33	0.00136793%
HORIZON SCI ACAD DOWNTOWN DAYTON	D248	MONTGOME	154,080.79	0.00911947%
SOUTHSIDE ACADEMY	D251	MAHONING	109,829.34	0.00650039%
ZENITH ACADEMY EAST COMM SCH	D252	FRANKLIN	124,136.86	0.00734720%
COLUMBUS PERFORMANCE ACADEMY	D253	FRANKLIN	80,760.90	0.00477994%
FREDERICK DOUGLASS RECLAMATION ACAD	D255	CUYAHOGA	32,609.37	0.00193003%
CENTRAL HIGH SCHOOL	D256	FRANKLIN	49,454.35	0.00292702%
ROAD TO SUCCESS ACADEMY	D258	FRANKLIN	29,386.88	0.00173930%
MASON RUN HIGH SCHOOL	D259	FRANKLIN	62,194.18	0.00368104%
CAPITAL HIGH SCHOOL	D260	FRANKLIN	47,436.91	0.00280761%
OLD BROOK HIGH SCHOOL	D261	CUYAHOGA	57,951.26	0.00342992%
REGENT HIGH SCHOOL	D262	CUYAHOGA	79,297.68	0.00469333%
COLUMBUS BILINGUAL ACADEMY NORTH	D263	FRANKLIN	143,455.68	0.00849061%
AKROS MIDDLE SCHOOL	D264	SUMMIT	85,533.22	0.00506239%
PATRIOT PREPARATORY ACADEMY	D265	FRANKLIN	283,346.64	0.01677023%
CONSTELLATION - STOCKYARD COMM MDL	D267	CUYAHOGA	41,154.74	0.00243580%
FOXFIRE INTERMEDIATE SCHOOL	D269	MUSKINGUM	90,200.28	0.00533862%
UNIV OF CLEVELAND PREP SCHOOL	D274	CUYAHOGA	88,747.13	0.00525261%
EAGLE ELEMENTARY OF AKRON	D275	SUMMIT	74,736.21	0.00442336%
CONSTELLATION - EASTSIDE ARTS ACAD	D276	CUYAHOGA	83,616.22	0.00494893%
MADISONVILLE SMART ELEM	D278	HAMILTON	5,288.21	0.00031299%
GLOBAL VILLAGE ACADEMY	D282	CUYAHOGA	103,451.23	0.00612289%

STATE TEACHERS RETIREMENT SYSTEM OF OHIO
Schedule of Employer Allocations
As of and for the year ended June 30, 2020

Employer Name	Employer Code	County	2020 Fiscal Year	Employer Allocations
			Employer Contributions	
ACADEMY FOR URBAN SCHOLARS	D287	FRANKLIN	74,814.23	0.00442797%
FOCUS NORTH HIGH SCHOOL	D288	FRANKLIN	75,244.26	0.00445343%
CITIZENS LEADERSHIP ACADEMY	D289	CUYAHOGA	193,456.63	0.01144998%
STEAM ACADEMY OF WARREN	D297	TRUMBULL	129,023.52	0.00763642%
NEAR WEST INTERGENERATIONAL SCHOOL	D300	CUYAHOGA	183,227.83	0.01084457%
BROADWAY ACADEMY	D301	CUYAHOGA	80,267.00	0.00475070%
TOWNSEND NORTH COMMUNITY SCHOOL	D304	ERIE	443,319.31	0.02623841%
DECA PREP	D306	MONTGOME	625,561.80	0.03702467%
LAKE ERIE COLLEGE PREP	D307	CUYAHOGA	110,857.82	0.00656126%
CLEVELAND PREPARATORY ACADEMY	D308	CUYAHOGA	62,502.23	0.00369927%
COLUMBUS COLLEGIATE ACAD WEST	D313	FRANKLIN	114,087.66	0.00675242%
STEPSTONE ACADEMY	D315	CUYAHOGA	90,078.45	0.00533141%
ACADEMY OF EDUCATIONAL EXCELLENCE	D318	LUCAS	51,743.72	0.00306252%
BROOKWOOD ACADEMY	D319	FRANKLIN	14,773.93	0.00087441%
CITIZENS ACADEMY EAST	D320	CUYAHOGA	197,536.88	0.01169147%
HOPE ACADEMY FOR AUTISM	D323	TRUMBULL	22,345.81	0.00132257%
IMAGINE ENVIRONMENTAL SCIENCE	D324	LUCAS	54,118.51	0.00320307%
VILLAGE PREP WOODLAND HILLS	D330	CUYAHOGA	485,531.13	0.02873677%
SUNBRIDGE SCHOOLS	D333	LUCAS	148,033.53	0.00876155%
BIO-MED SCIENCE ACADEMY STEM	D335	PORTAGE	1,722.00	0.00010192%
A-PLUS CHILDRENS ACADEMY	D336	FRANKLIN	64,644.39	0.00382606%
EAST ACADEMY	D340	CUYAHOGA	100,169.19	0.00592864%
FRANKLINTON PREPARATORY ACADEMY	D343	FRANKLIN	83,649.55	0.00495090%
AKRON PREPARATORY SCHOOL	D344	SUMMIT	108,746.07	0.00643627%
CANTON COLLEGE PREPARATORY SCHOOL	D345	STARK	128,660.91	0.00761496%
OHIO COLLEGE PREPARATORY SCHOOL	D346	CUYAHOGA	110,849.99	0.00656080%
LINCOLN PARK ACADEMY	D348	CUYAHOGA	183,872.36	0.01088272%
WEST PARK ACADEMY	D349	CUYAHOGA	98,564.36	0.00583366%
MAIN STREET PREPARATORY ACADEMY	D350	SUMMIT	75,427.21	0.00446425%
WINTON PREPARATORY ACADEMY	D351	HAMILTON	130,594.15	0.00772938%
CHAPELSIDE CLEVELAND ACADEMY	D352	CUYAHOGA	134,418.14	0.00795571%
UNIVERSITY ACADEMY	D353	SUMMIT	116,680.41	0.00690588%
ACADEMY FOR URBAN SCHOLARS YNGSTWN	D354	MAHONING	69,531.02	0.00411528%
CINCINNATI TECHNOLOGY ACADEMY	D358	HAMILTON	52,092.47	0.00308316%
DISCOVERY ACADEMY	D359	LUCAS	200,128.38	0.01184485%
EAST PREP ACADEMY	D360	CUYAHOGA	71,916.10	0.00425645%
OHIO CONSTRUCTION ACADEMY	D363	FRANKLIN	43,115.61	0.00255185%
DAYTON SMART ELEMENTARY SCHOOL	D373	MONTGOME	62,788.74	0.00371623%
EASTLAND PREPARATORY ACADEMY	D374	FRANKLIN	113,837.68	0.00673763%
IMAGINE COLUMBUS PRIMARY ACAD	D376	FRANKLIN	70,608.35	0.00417904%
IMAGINE LEADERSHIP ACADEMY	D377	SUMMIT	61,349.05	0.00363102%
ALBERT EINSTEIN ACADEMY	D380	CUYAHOGA	280,214.73	0.01658486%
HOPE LEARNING ACADEMY OF TOLEDO	D381	LUCAS	111,933.53	0.00662493%
RISE & SHINE ACADEMY	D389	LUCAS	51,640.15	0.00305639%
STEAM ACADEMY OF WARRENSVILLE	D392	CUYAHOGA	76,839.83	0.00454786%
LAKESHORE INTERGENERATIONAL SCHOOL	D400	CUYAHOGA	157,224.02	0.00930550%
REACH ACADEMY	D401	LUCAS	1,076.34	0.00006370%

STATE TEACHERS RETIREMENT SYSTEM OF OHIO
Schedule of Employer Allocations
As of and for the year ended June 30, 2020

Employer Name	Employer Code	County	2020 Fiscal Year	
			Employer Contributions	Employer Allocations
STEEL ACADEMY INC	D402	SUMMIT	75,462.26	0.00446633%
TOLEDO SMART ELEMENTARY	D403	LUCAS	11,520.36	0.00068185%
UNITED PREPARATORY ACADEMY	D404	FRANKLIN	144,299.09	0.00854052%
UTICA SHALE ACADEMY OF OHIO	D405	COLUMBIAN	1,915.20	0.00011335%
T2 HONORS ACADEMY	D407	CUYAHOGA	52,541.93	0.00310976%
CLARK PREPARATORY ACADEMY	D409	CLARK	4,423.04	0.00026178%
FLEX HIGH SCHOOL	D410	FRANKLIN	91,939.38	0.00544155%
CITIZENS ACADEMY SOUTHEAST	D411	CUYAHOGA	251,714.94	0.01489807%
ZENITH ACADEMY WEST	D412	FRANKLIN	87,381.84	0.00517180%
STONEBROOK MONTESSORI	D413	CUYAHOGA	94,999.76	0.00562268%
GLOBAL AMBASSADORS LANGUAGE ACAD	D419	CUYAHOGA	146,955.07	0.00869772%
VILLAGE PREPARATORY SCHOOL WILLARD	D420	CUYAHOGA	303,689.70	0.01797426%
WESTWOOD PREPARATORY ACADEMY	D421	FRANKLIN	205,943.26	0.01218901%
BRIDGE GATE COMMUNITY SCHOOL	D422	FRANKLIN	109,680.57	0.00649158%
BEACON ACADEMY	D423	STARK	104,445.19	0.00618172%
I-LEAD SPRING MEADOWS	D424	LUCAS	105,367.41	0.00623630%
URBAN EARLY COLLEGE NETWORK	D425	MONTGOME	45,662.58	0.00270260%
EAST BRANCH PREP DBA WRIGHT PREP	D426	STARK	79,616.41	0.00471220%
CITIZENS LEADERSHIP ACADEMY EAST	D428	CUYAHOGA	152,778.80	0.00904241%
EUCLID PREPARATORY ACADEMY	D429	CUYAHOGA	123,541.48	0.00731196%
LIBERTY HIGH SCHOOL	D430	MONTGOME	69,850.54	0.00413419%
ORCHARD PARK ACADEMY	D431	CUYAHOGA	78,279.85	0.00463309%
SOUTH COLUMBUS PREP ACADEMY	D432	FRANKLIN	86,881.80	0.00514221%
KIDS CARE ELEMENTARY	D433	FRANKLIN	71,994.17	0.00426107%
UNITED PREP ACADEMY EAST	D434	FRANKLIN	70,736.36	0.00418662%
SOUTHWEST OHIO PREP SCHOOL	D435	HAMILTON	38,238.72	0.00226321%
HORIZON SCIENCE ACADEMY PRIMARY	D437	FRANKLIN	147,830.14	0.00874951%
INSPIRE CHARTER SCHOOL	D438	FRANKLIN	67,820.09	0.00401402%
SMART ACADEMY	D439	CUYAHOGA	41,340.50	0.00244679%
MONTGOMERY PREPARATORY ACADEMY	D440	MONTGOME	101,911.14	0.00603174%
MT AUBURN PREPARATORY ACADEMY	D441	HAMILTON	122,905.97	0.00727435%
LORAIN BILINGUAL PREPARATORY	D442	LORAIN	78,707.03	0.00465838%
ACHIEVEPOINT CAREER ACADEMY	D443	FRANKLIN	713.64	0.00004224%
ACHIEVEPOINT CAREER ACADEMY	D444	HAMILTON	18,859.20	0.00111621%
GREAT RIVER CONNECTIONS ACADEMY	D445	FRANKLIN	269,297.38	0.01593871%
ACADEMY OF JUNIOR SCHOLARS	D446	HAMILTON	36,662.63	0.00216992%
REGENERATION BOND HILL	D447	HAMILTON	94,675.63	0.00560350%
OHIO DIGITAL LEARNING SCHOOL	D448	LUCAS	80,977.88	0.00479278%
NORTHWEST OHIO CLASSICAL ACADEMY	D449	LUCAS	85,841.50	0.00508064%
MARION PREPARATORY ACADEMY	D450	MARION	55,366.82	0.00327696%
KENMORE PREPARATORY ACADEMY	D451	FRANKLIN	75,084.09	0.00444395%
HUBER HEIGHTS PREPARATORY ACADEMY	D452	CUYAHOGA	24,079.78	0.00142519%
CYPRESS HIGH SCHOOL	D453	HAMILTON	22,654.11	0.00134081%
CAPITAL COLLEGIATE PREPARATORY	D454	FRANKLIN	50,094.64	0.00296491%
URBAN MALE TECH ACADEMY	D456	MONTGOME	7,801.97	0.00046177%
NORTH COLUMBUS PREPARATORY	D457	FRANKLIN	40,663.61	0.00240673%

1,689,581,170.87

100.00000000%

STATE TEACHERS RETIREMENT SYSTEM OF OHIO
Schedule of Collective Pension Amounts by Employer
As of and for the year ended June 30, 2020

Employer Name	Employer Code	County	Net Pension Liability	Deferred Outflows of Resources			Deferred Inflows of Resources				Pension Expense (Income)	
				Differences Between Expected and Actual Experience	Net Difference Between Projected and Actual Earnings on Pension Plan Investments	Changes of Assumptions	Total Deferred Outflows of Resources	Differences Between Expected and Actual Experience	Net Difference Between Projected and Actual Earnings on Pension Plan Investments	Changes of Assumptions		Total Deferred Inflows of Resources
ADAMS COUNTY-OHIO VALLEY LOCAL SCH	0106	ADAMS	\$39,491,032	\$88,608	\$1,920,453	\$2,119,906	\$4,128,967	\$252,518	\$0	\$0	\$252,518	\$4,985,111
MANCHESTER LOCAL SCHOOL	0107	ADAMS	8,778,321	19,696	426,891	471,226	917,813	56,131	0	0	56,131	1,108,123
ALLEN COUNTY ESC	0200	ALLEN	11,035,987	24,762	536,681	592,419	1,153,862	70,568	0	0	70,568	1,393,117
BATH LOCAL SCHOOLS	0202	ALLEN	14,852,294	33,325	722,269	797,281	1,552,875	94,970	0	0	94,970	1,874,865
ELIDA LOCAL SCHOOLS	0205	ALLEN	21,112,821	47,372	1,026,719	1,133,351	2,207,442	135,002	0	0	135,002	2,665,156
ALLEN EAST LOCAL SCHOOLS	0207	ALLEN	9,446,497	21,196	459,384	507,094	987,674	60,404	0	0	60,404	1,192,469
PERRY LOCAL SCHOOLS	0208	ALLEN	7,362,677	16,520	358,048	395,234	769,802	47,079	0	0	47,079	929,420
SHAWNEE LOCAL SCHOOLS	0209	ALLEN	23,268,774	52,209	1,131,563	1,249,084	2,432,856	148,788	0	0	148,788	2,937,311
SPENCERVILLE LOCAL SCHOOLS	0210	ALLEN	9,403,178	21,098	457,278	504,769	983,145	60,127	0	0	60,127	1,187,001
HILLSDALE LOCAL SCHOOLS	0301	ASHLAND	8,748,572	19,630	425,444	469,629	914,703	55,941	0	0	55,941	1,104,367
MAPLETON LOCAL SCHOOLS	0304	ASHLAND	8,608,162	19,315	418,616	462,092	900,023	55,043	0	0	55,043	1,086,643
ASHTABULA COUNTY SCHOOLS	0400	ASHTABULA	9,131,287	20,488	444,056	490,174	954,718	58,388	0	0	58,388	1,152,679
PYMATUNING VALLEY LOCAL SCHOOLS	0401	ASHTABULA	10,604,754	23,794	515,710	569,270	1,108,774	67,810	0	0	67,810	1,338,681
BUCKEYE LOCAL SCHOOLS	0402	ASHTABULA	15,694,117	35,214	763,207	842,471	1,640,892	100,353	0	0	100,353	1,981,131
JEFFERSON AREA LOCAL SCHOOLS	0411	ASHTABULA	13,636,251	30,596	663,132	732,003	1,425,731	87,195	0	0	87,195	1,721,359
GRAND VALLEY LOCAL SCHOOLS	0422	ASHTABULA	10,217,419	22,925	496,874	548,478	1,068,277	65,333	0	0	65,333	1,289,786
ATHENS-MEIGS ESC	0500	ATHENS	4,467,595	10,024	217,260	239,824	467,108	28,567	0	0	28,567	563,962
FEDERAL HOCKING LOCAL SCHOOLS	0504	ATHENS	11,752,359	26,369	571,519	630,875	1,228,763	75,148	0	0	75,148	1,483,547
TRIMBLE LOCAL SCHOOLS	0505	ATHENS	9,698,786	21,762	471,653	520,637	1,014,052	62,017	0	0	62,017	1,224,317
ALEXANDER LOCAL SCHOOLS	0510	ATHENS	15,627,773	35,065	759,980	838,910	1,633,955	99,929	0	0	99,929	1,972,756
AUGLAIZE COUNTY ESC	0600	AUGLAIZE	5,677,509	12,739	276,098	304,773	593,610	36,304	0	0	36,304	716,695
MINSTER LOCAL SCHOOLS	0607	AUGLAIZE	9,260,987	20,779	450,363	497,136	968,278	59,218	0	0	59,218	1,169,052
NEW BREMEN LOCAL SCHOOLS	0609	AUGLAIZE	8,412,420	18,875	409,097	451,585	879,557	53,792	0	0	53,792	1,061,934
NEW KNOXVILLE LOCAL SCHOOLS	0610	AUGLAIZE	4,550,484	10,210	221,291	244,273	475,774	29,097	0	0	29,097	574,426
WAYNESFIELD-GOSHEN LOCAL SCHOOLS	0614	AUGLAIZE	5,295,897	11,883	257,540	284,287	553,710	33,864	0	0	33,864	668,522
UNION LOCAL SCHOOLS	0718	BELMONT	15,576,609	34,950	757,492	836,163	1,628,605	99,602	0	0	99,602	1,966,298
SHADYSIDE LOCAL SCHOOLS	0723	BELMONT	6,260,292	14,047	304,439	336,057	654,543	40,030	0	0	40,030	790,262
BROWN COUNTY ESC	0800	BROWN	5,465,224	12,263	265,774	293,377	571,414	34,946	0	0	34,946	689,897
EASTERN LOCAL SCHOOLS	0803	BROWN	9,579,521	21,494	465,853	514,235	1,001,582	61,255	0	0	61,255	1,209,261
FAYETTEVILLE-PERRY LOCAL SCHOOLS	0804	BROWN	6,795,764	15,248	330,479	364,801	710,528	43,454	0	0	43,454	857,857
WESTERN BROWN LOCAL SCHOOLS	0806	BROWN	26,362,761	59,151	1,282,024	1,415,171	2,756,346	168,572	0	0	168,572	3,327,877
RIPLEY-UNION-LEWIS-HUNTINGTON LOCAL	0811	BROWN	9,455,715	21,216	459,832	507,589	988,637	60,463	0	0	60,463	1,193,633
BUTLER COUNTY ESC	0900	BUTLER	16,473,056	36,961	801,087	884,285	1,722,333	105,334	0	0	105,334	2,079,460
LAKOTA LOCAL SCHOOLS	0904	BUTLER	171,482,888	384,765	8,339,232	9,205,319	17,929,316	1,096,516	0	0	1,096,516	21,646,972
MADISON LOCAL SCHOOLS	0905	BUTLER	13,818,602	31,005	672,000	741,792	1,444,797	88,361	0	0	88,361	1,744,378
NEW MIAMI LOCAL SCHOOLS	0908	BUTLER	8,381,263	18,805	407,582	449,912	876,299	53,592	0	0	53,592	1,058,000
ROSS LOCAL SCHOOLS	0911	BUTLER	26,340,326	59,101	1,280,933	1,413,967	2,754,001	168,428	0	0	168,428	3,325,045
MONROE LOCAL SCHOOLS	0916	BUTLER	22,328,022	50,098	1,085,814	1,198,584	2,334,496	142,772	0	0	142,772	2,818,556
BROWN LOCAL SCHOOLS	1002	CARROLL	5,948,211	13,346	289,262	319,304	621,912	38,035	0	0	38,035	750,867
MADISON-CHAMPAIGN ESC	1100	CHAMPAIGN	14,653,307	32,878	712,592	786,600	1,532,070	93,698	0	0	93,698	1,849,746
GRAHAM LOCAL SCHOOLS	1102	CHAMPAIGN	15,245,382	34,207	741,385	818,383	1,593,975	97,484	0	0	97,484	1,924,486
TRIAD LOCAL SCHOOLS	1106	CHAMPAIGN	7,931,405	17,796	385,705	425,763	829,264	50,716	0	0	50,716	1,001,213
WEST LIBERTY-SALEM LOCAL SCHOOLS	1107	LOGAN	10,927,377	24,518	531,400	586,589	1,142,507	69,873	0	0	69,873	1,379,407
CLARK COUNTY ESC	1200	CLARK	11,067,302	24,832	538,204	594,100	1,157,136	70,768	0	0	70,768	1,397,070
GREENON LOCAL SCHOOLS	1206	CLARK	14,943,108	33,529	726,685	802,156	1,562,370	95,551	0	0	95,551	1,886,328
NORTHEASTERN LOCAL SCHOOLS	1207	CLARK	29,903,596	67,096	1,454,215	1,605,246	3,126,557	191,213	0	0	191,213	3,774,851
TECUMSEH LOCAL SCHOOLS	1208	CLARK	29,638,103	66,500	1,441,304	1,590,994	3,098,798	189,515	0	0	189,515	3,741,336
NORTHWESTERN LOCAL SCHOOLS	1209	CLARK	14,926,088	33,490	725,857	801,243	1,560,590	95,442	0	0	95,442	1,884,180
SOUTHEASTERN LOCAL SCHOOLS	1212	CLARK	9,190,312	20,621	446,926	493,342	960,889	58,766	0	0	58,766	1,160,130
CLARK-SHAWNEE LOCAL SCHOOLS	1213	CLARK	19,136,729	42,938	930,621	1,027,273	2,000,832	122,366	0	0	122,366	2,415,706
CLERMONT COUNTY ESC	1300	CLERMONT	16,299,892	36,573	792,666	874,989	1,704,228	104,227	0	0	104,227	2,057,601
BATAVIA LOCAL SCHOOLS	1302	CLERMONT	18,935,143	42,486	920,818	1,016,451	1,979,755	121,077	0	0	121,077	2,390,259
BETHEL-TATE LOCAL SCHOOLS	1303	CLERMONT	13,777,986	30,914	670,025	739,612	1,440,551	88,101	0	0	88,101	1,739,250
FELICITY-FRANKLIN LOCAL SCHOOLS	1306	CLERMONT	9,018,974	20,236	438,594	484,145	942,975	57,670	0	0	57,670	1,138,501
GOSHEN LOCAL SCHOOLS	1308	CLERMONT	27,934,531	62,678	1,358,459	1,499,545	2,920,682	178,622	0	0	178,622	3,526,288
CLERMONT-NORTHEASTERN LOCAL SCHOOLS	1316	CLERMONT	15,002,890	33,663	729,592	805,365	1,568,620	95,933	0	0	95,933	1,893,875

STATE TEACHERS RETIREMENT SYSTEM OF OHIO
Schedule of Collective Pension Amounts by Employer
As of and for the year ended June 30, 2020

Employer Name	Employer Code	County	Net Pension Liability	Deferred Outflows of Resources				Deferred Inflows of Resources				Pension Expense (Income)
				Differences Between Expected and Actual Experience	Net Difference Between Projected and Actual Earnings on Pension Plan Investments		Total Deferred Outflows of Resources	Differences Between Expected and Actual Experience	Net Difference Between Projected and Actual Earnings on Pension Plan Investments		Total Deferred Inflows of Resources	Proportionate Share of Plan Pension Expense (Income)
					Changes of Assumptions	Changes of Assumptions			Changes of Assumptions	Changes of Assumptions		
WILLIAMSBURG LOCAL SCHOOLS	1323	CLERMONT	9,166,749	20,568	445,780	492,077	958,425	58,615	0	0	58,615	1,157,156
WEST CLERMONT LOCAL SCHOOLS	1324	CLERMONT	73,331,440	164,537	3,566,116	3,936,482	7,667,135	468,905	0	0	468,905	9,256,921
SOUTHERN OHIO ESC	1400	CLINTON	9,623,102	21,592	467,972	516,575	1,006,139	61,533	0	0	61,533	1,214,763
BLANCHESTER LOCAL SCHOOLS	1402	CLINTON	12,909,615	28,966	627,796	692,997	1,349,759	82,548	0	0	82,548	1,629,632
CLINTON-MASSIE LOCAL SCHOOLS	1403	CLINTON	14,796,961	33,201	719,578	794,311	1,547,090	94,616	0	0	94,616	1,867,880
EAST CLINTON LOCAL SCHOOLS	1413	CLINTON	12,637,584	28,356	614,567	678,394	1,321,317	80,809	0	0	80,809	1,595,293
COLUMBIANA COUNTY ESC	1500	COLUMBIANA	8,180,256	18,354	397,807	439,122	855,283	52,307	0	0	52,307	1,032,626
BEAVER LOCAL SCHOOLS	1501	COLUMBIANA	15,983,393	35,863	777,274	857,999	1,671,136	102,203	0	0	102,203	2,017,648
CRESTVIEW LOCAL SCHOOLS	1504	COLUMBIANA	11,356,808	25,482	552,283	609,641	1,187,406	72,619	0	0	72,619	1,433,615
SOUTHERN LOCAL SCHOOLS	1509	COLUMBIANA	9,011,994	20,221	438,254	483,770	942,245	57,626	0	0	57,626	1,137,620
UNITED LOCAL SCHOOLS	1510	COLUMBIANA	13,258,072	29,748	644,742	711,702	1,386,192	84,776	0	0	84,776	1,673,620
WELLSVILLE LOCAL SCHOOLS	1511	COLUMBIANA	9,454,956	21,215	459,796	507,549	988,560	60,458	0	0	60,458	1,193,537
RIDGEWOOD LOCAL SCHOOLS	1604	COSHOCTON	12,391,719	27,804	602,611	665,196	1,295,611	79,237	0	0	79,237	1,564,256
RIVER VIEW LOCAL SCHOOLS	1605	COSHOCTON	17,827,832	40,001	866,969	957,010	1,863,980	113,997	0	0	113,997	2,250,479
WYNFORD LOCAL SCHOOLS	1701	CRAWFORD	10,741,773	24,102	522,374	576,626	1,123,102	68,686	0	0	68,686	1,355,977
BUCKEYE CENTRAL LOCAL SCHOOLS	1702	CRAWFORD	8,519,995	19,117	414,328	457,359	890,804	54,480	0	0	54,480	1,075,513
COLONEL CRAWFORD LOCAL SCHOOLS	1707	CRAWFORD	9,078,498	20,370	441,488	487,340	949,198	58,051	0	0	58,051	1,146,015
ESC OF NORTHEAST OHIO	1800	CUYAHOGA	69,382,849	155,678	3,374,096	3,724,519	7,254,293	443,656	0	0	443,656	8,758,475
CUYAHOGA HEIGHTS LOCAL SCHOOLS	1805	CUYAHOGA	12,162,491	27,290	591,463	652,891	1,271,644	77,771	0	0	77,771	1,535,320
INDEPENDENCE LOCAL SCHOOLS	1806	CUYAHOGA	16,532,967	37,096	804,000	887,501	1,728,597	105,717	0	0	105,717	2,087,023
RICHMOND HEIGHTS LOCAL SCHOOLS	1811	CUYAHOGA	8,854,405	19,867	430,591	475,311	925,769	56,618	0	0	56,618	1,117,727
DARKE COUNTY SCHOOLS	1900	DARKE	4,332,770	9,722	210,703	232,586	453,011	27,705	0	0	27,705	546,943
ANSONIA LOCAL SCHOOLS	1902	DARKE	8,390,874	18,827	408,049	450,428	877,304	53,654	0	0	53,654	1,059,214
FRANKLIN-MONROE LOCAL SCHOOLS	1906	DARKE	6,286,524	14,105	305,714	337,465	657,284	40,198	0	0	40,198	793,573
TRI-VILLAGE LOCAL SCHOOLS	1914	DARKE	7,604,990	17,064	369,832	408,241	795,137	48,629	0	0	48,629	960,008
MISSISSINAWA VALLEY LOCAL SCHOOLS	1927	DARKE	6,874,906	15,426	334,327	369,050	718,803	43,960	0	0	43,960	867,847
ARCANUM BUTLER LOCAL SCHOOLS	1928	DARKE	10,221,828	22,935	497,089	548,715	1,068,739	65,362	0	0	65,362	1,290,342
CENTRAL LOCAL SCHOOLS	2002	DEFIANCE	11,563,409	25,945	562,330	620,732	1,209,007	73,940	0	0	73,940	1,459,695
AYERSVILLE LOCAL SCHOOLS	2003	DEFIANCE	8,143,932	18,273	396,040	437,172	851,485	52,075	0	0	52,075	1,028,041
NORTHEASTERN LOCAL SCHOOLS	2006	DEFIANCE	10,577,206	23,733	514,371	567,792	1,105,896	67,634	0	0	67,634	1,335,203
BUCKEYE VALLEY LOCAL SCHOOLS	2101	DELAWARE	22,345,586	50,138	1,086,668	1,199,526	2,336,332	142,885	0	0	142,885	2,820,773
BIG WALNUT LOCAL SCHOOLS	2105	DELAWARE	37,426,894	83,977	1,820,074	2,009,101	3,913,152	239,319	0	0	239,319	4,724,547
OLENTANGY LOCAL SCHOOLS	2110	DELAWARE	244,011,638	547,501	11,866,313	13,098,712	25,512,526	1,560,288	0	0	1,560,288	30,802,567
NORTH POINT ESC	2200	ERIE	18,030,695	40,456	876,835	967,900	1,885,191	115,294	0	0	115,294	2,276,087
EDISON LOCAL SCHOOL DISTRICT	2201	ERIE	15,269,334	34,261	742,549	819,668	1,596,478	97,637	0	0	97,637	1,927,509
KELLEYS ISLAND LOCAL SCHOOLS	2204	ERIE	491,403	1,103	23,897	26,379	51,379	3,142	0	0	3,142	62,032
MARGARETTA LOCAL SCHOOLS	2205	ERIE	12,316,867	27,636	598,971	661,178	1,287,785	78,758	0	0	78,758	1,554,807
PERKINS LOCAL SCHOOLS	2207	ERIE	22,448,946	50,370	1,091,695	1,205,075	2,347,140	143,546	0	0	143,546	2,833,820
VERMILION LOCAL SCHOOLS	2208	ERIE	20,070,116	45,032	976,012	1,077,378	2,098,422	128,335	0	0	128,335	2,533,531
FAIRFIELD COUNTY SCHOOLS	2300	FAIRFIELD	11,388,580	25,553	553,828	611,347	1,190,728	72,822	0	0	72,822	1,437,626
AMANDA-CLEARCREEK LOCAL SCHOOLS	2301	FAIRFIELD	12,315,331	27,633	598,896	661,095	1,287,624	78,748	0	0	78,748	1,554,614
BERNE UNION LOCAL SCHOOLS	2302	FAIRFIELD	9,002,884	20,200	437,811	483,281	941,292	57,567	0	0	57,567	1,136,470
BLOOM CARROLL LOCAL SCHOOLS	2303	FAIRFIELD	16,949,978	38,032	824,279	909,886	1,772,197	108,384	0	0	108,384	2,139,664
LIBERTY UNION-THURSTON LOCAL SCH	2307	FAIRFIELD	12,919,620	28,988	628,283	693,534	1,350,805	82,612	0	0	82,612	1,630,895
PICKERINGTON LOCAL SCHOOLS	2308	FAIRFIELD	126,742,617	284,379	6,163,508	6,803,631	13,251,518	810,433	0	0	810,433	15,999,228
FAIRFIELD UNION LOCAL SCHOOLS	2309	FAIRFIELD	18,144,897	40,713	882,388	974,031	1,897,132	116,024	0	0	116,024	2,290,503
WALNUT TOWNSHIP LOCAL SCHOOLS	2312	FAIRFIELD	5,791,336	12,994	281,633	310,883	605,510	37,032	0	0	37,032	731,064
MIAMI TRACE LOCAL SCHOOLS	2406	FAYETTE	24,432,989	54,822	1,188,179	1,311,580	2,554,581	156,232	0	0	156,232	3,084,274
ESC OF CENTRAL OHIO	2500	FRANKLIN	43,751,440	98,167	2,127,637	2,348,607	4,574,411	279,761	0	0	279,761	5,522,920
CANAL WINCHESTER LOCAL SCHOOLS	2503	FRANKLIN	39,651,861	88,969	1,928,274	2,128,539	4,145,782	253,547	0	0	253,547	5,005,413
HAMILTON LOCAL SCHOOLS	2506	FRANKLIN	29,731,554	66,710	1,445,849	1,596,010	3,108,569	190,113	0	0	190,113	3,753,133
GROVEPORT-MADISON LOCAL SCHOOLS	2509	FRANKLIN	65,641,871	147,284	3,192,171	3,523,701	6,863,156	419,735	0	0	419,735	8,286,236
NEW ALBANY-PLAIN LOCAL SCHOOLS	2515	FRANKLIN	64,515,945	144,758	3,137,418	3,463,260	6,745,436	412,535	0	0	412,535	8,144,106
NORTHWEST OHIO ESC	2600	FULTON	17,648,723	39,599	858,259	947,396	1,845,254	112,852	0	0	112,852	2,227,869
ARCHBOLD AREA LOCAL SCHOOLS	2601	FULTON	12,826,321	28,779	623,745	688,526	1,341,050	82,016	0	0	82,016	1,619,118
PIKE-DELTA-YORK LOCAL SCHOOLS	2603	FULTON	12,448,409	27,931	605,367	668,239	1,301,537	79,599	0	0	79,599	1,571,413
EVERGREEN LOCAL SCHOOLS	2606	FULTON	13,783,535	30,927	670,295	739,910	1,441,132	88,136	0	0	88,136	1,739,951

STATE TEACHERS RETIREMENT SYSTEM OF OHIO
Schedule of Collective Pension Amounts by Employer
As of and for the year ended June 30, 2020

Employer Name	Employer Code	County	Net Pension Liability	Deferred Outflows of Resources				Deferred Inflows of Resources				Pension Expense (Income)
				Differences Between Expected and Actual Experience	Net Difference Between Projected and Actual Earnings on Pension Plan Investments		Total Deferred Outflows of Resources	Differences Between Expected and Actual Experience	Net Difference Between Projected and Actual Earnings on Pension Plan Investments		Total Deferred Inflows of Resources	Proportionate Share of Plan Pension Expense (Income)
					Changes of Assumptions				Changes of Assumptions			
FAYETTE LOCAL SCHOOLS	2607	FULTON	5,154,338	11,565	250,656	276,688	538,909	32,958	0	32,958	650,653	
PETTISVILLE LOCAL SCHOOLS	2610	FULTON	5,681,799	12,749	276,307	305,003	594,059	36,331	0	36,331	717,236	
SWANTON LOCAL SCHOOLS	2614	FULTON	11,745,154	26,353	571,168	630,488	1,228,009	75,102	0	75,102	1,482,638	
GALLIA COUNTY LOCAL SCHOOLS	2701	GALLIA	23,429,330	52,570	1,139,371	1,257,703	2,449,644	149,815	0	149,815	2,957,578	
GALLIA-VINTON ESC	2702	GALLIA	4,363,044	9,790	212,175	234,211	456,176	27,899	0	27,899	550,765	
GEAUGA COUNTY SCHOOLS	2800	GEAUGA	4,517,304	10,136	219,677	242,492	472,305	28,885	0	28,885	570,237	
KENSTON LOCAL SCHOOLS	2802	GEAUGA	34,769,387	78,014	1,690,839	1,866,445	3,635,298	222,326	0	222,326	4,389,079	
BERKSHIRE LOCAL SCHOOLS	2803	GEAUGA	14,200,236	31,862	690,559	762,278	1,484,699	90,801	0	90,801	1,792,553	
CHARDON LOCAL SCHOOLS	2804	GEAUGA	30,528,907	68,499	1,484,624	1,638,813	3,191,936	195,212	0	195,212	3,853,786	
CARDINAL LOCAL SCHOOLS	2808	GEAUGA	10,195,011	22,875	495,785	547,275	1,065,935	65,190	0	65,190	1,286,957	
NEWBURY LOCAL SCHOOLS	2812	GEAUGA	84,952,011	12,703	275,321	303,915	591,939	36,202	0	36,202	714,678	
WEST GEAUGA LOCAL SCHOOLS	2814	GEAUGA	22,944,985	51,483	1,115,817	1,231,703	2,399,003	146,718	0	146,718	2,896,437	
GREENE COUNTY SCHOOLS	2900	GREENE	18,189,336	40,812	884,549	976,416	1,901,777	116,308	0	116,308	2,296,113	
BEAVERCREEK CITY SCHOOLS	2901	GREENE	84,952,011	190,611	4,131,226	4,560,282	8,882,119	543,210	0	543,210	10,723,833	
CEDAR CLIFF LOCAL SCHOOLS	2903	GREENE	6,199,695	13,911	301,492	332,804	648,207	39,643	0	39,643	782,612	
GREENEVILLE LOCAL SCHOOLS	2907	GREENE	11,856,873	26,604	576,601	636,485	1,239,690	75,817	0	75,817	1,496,741	
BELLBROOK-SUGARCREEK SCHOOLS	2910	GREENE	27,920,465	62,647	1,357,775	1,498,790	2,919,212	178,532	0	178,532	3,524,512	
OHIO VALLEY ESC	3000	GUERNSEY	8,279,713	18,578	402,643	444,461	865,682	52,943	0	52,943	1,045,181	
ROLLING HILLS LOCAL SCHOOLS	3003	GUERNSEY	15,427,620	34,616	750,247	828,165	1,613,028	98,649	0	98,649	1,947,490	
EAST GUERNSEY LOCAL SCHOOLS	3012	GUERNSEY	10,009,865	22,460	486,781	537,336	1,046,577	64,006	0	64,006	1,263,585	
HAMILTON COUNTY ESC	3100	HAMILTON	67,099,412	150,554	3,263,052	3,601,942	7,015,548	429,055	0	429,055	8,470,228	
FOREST HILLS LOCAL SCHOOLS	3102	HAMILTON	88,426,951	198,408	4,300,212	4,746,819	9,245,439	565,430	0	565,430	11,162,488	
FINNEYTOWN LOCAL SCHOOLS	3111	HAMILTON	17,106,875	38,384	831,909	918,309	1,788,602	109,387	0	109,387	2,159,469	
OAK HILLS LOCAL SCHOOLS	3113	HAMILTON	84,127,024	188,760	4,091,106	4,515,996	8,795,862	537,935	0	537,935	10,619,691	
THREE RIVERS LOCAL SCHOOLS	3119	HAMILTON	20,309,194	45,569	987,638	1,090,211	2,123,418	129,863	0	129,863	2,563,711	
NORTHWEST LOCAL SCHOOLS	3120	HAMILTON	93,189,927	209,095	4,531,836	5,002,499	9,743,430	595,886	0	595,886	11,763,738	
SOUTHWEST LOCAL SCHOOLS	3135	HAMILTON	35,490,201	79,631	1,725,892	1,905,138	3,710,661	226,936	0	226,936	4,480,070	
HANCOCK COUNTY ESC	3200	HANCOCK	7,276,555	16,327	353,860	390,610	760,797	46,529	0	46,529	918,549	
ARCADIA LOCAL SCHOOLS	3201	HANCOCK	6,088,258	13,661	296,073	326,822	636,556	38,930	0	38,930	768,545	
ARLINGTON LOCAL SCHOOLS	3202	HANCOCK	6,164,269	13,831	299,769	330,902	644,502	39,416	0	39,416	778,140	
LIBERTY-BENTON LOCAL SCHOOLS	3204	HANCOCK	13,386,783	30,037	651,001	718,612	1,399,650	85,599	0	85,599	1,689,867	
MCCOMB LOCAL SCHOOLS	3205	HANCOCK	6,890,411	15,460	335,081	369,882	720,423	44,059	0	44,059	869,804	
CORY-RAWSON LOCAL SCHOOLS	3207	HANCOCK	6,601,965	14,813	321,054	354,398	690,265	42,215	0	42,215	833,393	
VAN BUREN LOCAL SCHOOLS	3209	HANCOCK	9,834,140	22,065	478,235	527,903	1,028,203	62,883	0	62,883	1,241,403	
VANLUE LOCAL SCHOOLS	3210	HANCOCK	2,282,312	5,121	110,989	122,516	238,626	14,594	0	14,594	288,105	
HARDIN NORTHERN LOCAL SCHOOLS	3302	HARDIN	4,960,389	11,130	241,224	266,277	518,631	31,718	0	31,718	626,170	
RIVERDALE LOCAL SCHOOLS	3303	HANCOCK	9,399,996	21,091	457,123	504,598	982,812	60,107	0	60,107	1,186,599	
RIDGEMONT LOCAL SCHOOLS	3306	HARDIN	4,988,503	11,193	242,591	267,786	521,570	31,898	0	31,898	629,719	
UPPER SCIOTO VALLEY LOCAL SCHOOLS	3308	HARDIN	4,498,104	10,093	218,743	241,461	470,297	28,762	0	28,762	567,814	
CONOTTON VALLEY UNION LOCAL SCHOOLS	3403	CARROLL	6,259,107	14,044	304,381	335,993	654,418	40,023	0	40,023	790,112	
PATRICK HENRY LOCAL SCHOOLS	3501	HENRY	9,432,146	21,163	458,686	506,324	986,173	60,312	0	60,312	1,190,658	
HOLGATE LOCAL SCHOOLS	3503	HENRY	5,363,049	12,033	260,806	287,892	560,731	34,293	0	34,293	676,999	
LIBERTY CENTER LOCAL SCHOOLS	3504	HENRY	13,257,538	29,747	644,716	711,674	1,386,137	84,773	0	84,773	1,673,552	
BRIGHT LOCAL SCHOOLS	3605	HIGHLAND	6,672,972	14,972	324,507	358,210	697,689	42,669	0	42,669	842,356	
FAIRFIELD LOCAL SCHOOLS	3606	HIGHLAND	8,377,972	18,798	407,422	449,735	875,955	53,571	0	53,571	1,057,585	
LYNCHBURG-CLAY LOCAL SCHOOLS	3607	HIGHLAND	11,312,154	25,382	550,111	607,244	1,182,737	72,334	0	72,334	1,427,978	
LOGAN-HOCKING LOCAL SCHOOLS	3701	HOCKING	38,368,801	86,090	1,865,879	2,059,664	4,011,633	245,342	0	245,342	4,843,447	
EAST HOLMES LOCAL SCHOOLS	3801	HOLMES	17,735,779	39,795	862,493	952,069	1,854,357	113,408	0	113,408	2,238,858	
WEST HOLMES LOCAL SCHOOLS	3804	HOLMES	22,704,092	50,942	1,104,103	1,218,771	2,373,816	145,177	0	145,177	2,866,029	
SOUTH CENTRAL LOCAL SCHOOLS	3903	HURON	9,039,253	20,282	439,580	485,233	945,095	57,800	0	57,800	1,141,061	
MONROEVILLE LOCAL SCHOOLS	3909	HURON	6,582,204	14,769	320,093	353,337	688,199	42,089	0	42,089	830,898	
NEW LONDON LOCAL SCHOOLS	3911	HURON	9,354,923	20,990	454,931	502,179	978,100	59,818	0	59,818	1,180,909	
WESTERN RESERVE LOCAL SCHOOLS	3914	HURON	9,987,684	22,410	485,702	536,146	1,044,258	63,864	0	63,864	1,260,785	
OAK HILL UNION LOCAL SCHOOLS	4011	JACKSON	12,011,825	26,952	584,136	644,803	1,255,891	76,807	0	76,807	1,516,301	
JEFFERSON COUNTY ESC	4100	JEFFERSON	3,983,460	8,938	193,716	213,835	416,489	25,472	0	25,472	502,848	
BUCKEYE LOCAL SCHOOLS	4101	JEFFERSON	15,395,233	34,543	748,672	826,427	1,609,642	98,442	0	98,442	1,943,402	
INDIAN CREEK LOCAL SCHOOLS	4103	JEFFERSON	14,824,347	33,262	720,910	795,781	1,549,953	94,792	0	94,792	1,871,337	

STATE TEACHERS RETIREMENT SYSTEM OF OHIO
Schedule of Collective Pension Amounts by Employer
As of and for the year ended June 30, 2020

Employer Name	Employer Code	County	Net Pension Liability	Deferred Outflows of Resources				Deferred Inflows of Resources				Pension Expense (Income)
				Differences Between Expected and Actual Experience	Net Difference Between Projected and Actual Earnings on Pension Plan Investments		Total Deferred Outflows of Resources	Differences Between Expected and Actual Experience	Net Difference Between Projected and Actual Earnings on Pension Plan Investments		Total Deferred Inflows of Resources	Proportionate Share of Plan Pension Expense (Income)
					Changes of Assumptions	Changes of Assumptions			Changes of Assumptions	Changes of Assumptions		
EDISON LOCAL SCHOOLS	4107	JEFFERSON	13,255,113	29,741	644,598	711,544	1,385,883	84,757	0	0	84,757	1,673,246
KNOX COUNTY SCHOOLS	4200	KNOX	4,327,347	9,709	210,439	232,295	452,443	27,670	0	0	27,670	546,258
EAST KNOX LOCAL SCHOOLS	4202	KNOX	7,426,401	16,663	361,147	398,654	776,464	47,487	0	0	47,487	937,464
CENTERBURG LOCAL SCHOOLS	4203	KNOX	9,947,387	22,319	483,743	533,983	1,040,045	63,607	0	0	63,607	1,255,699
DANVILLE LOCAL SCHOOLS	4206	KNOX	6,809,762	15,279	331,159	365,553	711,991	43,544	0	0	43,544	859,624
FREDERICKTOWN LOCAL SCHOOLS	4207	KNOX	10,688,761	23,983	519,796	573,780	1,117,559	68,347	0	0	68,347	1,349,285
ESC OF THE WESTERN RESERVE	4300	LAKE	11,803,540	26,484	574,007	633,622	1,234,113	75,476	0	0	75,476	1,490,008
KIRTLAND LOCAL SCHOOLS	4301	LAKE	14,441,767	32,404	702,305	775,244	1,509,953	92,345	0	0	92,345	1,823,042
MADISON LOCAL SCHOOLS	4302	LAKE	28,084,566	63,015	1,365,756	1,507,599	2,936,370	179,582	0	0	179,582	3,545,227
RIVERSIDE LOCAL SCHOOLS	4304	LAKE	38,813,280	87,087	1,887,494	2,083,524	4,058,105	248,184	0	0	248,184	4,899,556
PERRY LOCAL SCHOOLS	4305	LAKE	21,747,728	48,796	1,057,594	1,167,433	2,273,823	139,062	0	0	139,062	2,745,303
LAWRENCE COUNTY ESC	4400	LAWRENCE	2,192,643	4,920	106,628	117,703	229,251	14,020	0	0	14,020	276,786
DAWSON-BRYANT LOCAL SCHOOLS	4403	LAWRENCE	11,900,359	26,701	578,716	638,819	1,244,236	76,095	0	0	76,095	1,502,230
FAIRLAND LOCAL SCHOOLS	4412	LAWRENCE	12,516,645	28,084	608,686	671,902	1,308,672	80,035	0	0	80,035	1,580,026
ROCK HILL LOCAL SCHOOLS	4415	LAWRENCE	17,918,474	40,205	871,377	961,876	1,873,458	114,576	0	0	114,576	2,261,921
SOUTH POINT LOCAL SCHOOLS	4416	LAWRENCE	16,783,804	37,659	816,198	900,966	1,754,823	107,321	0	0	107,321	2,118,687
SYMMES VALLEY LOCAL SCHOOLS	4419	LAWRENCE	9,044,915	20,295	439,855	485,537	945,687	57,836	0	0	57,836	1,141,776
LICKING COUNTY SCHOOLS	4500	LICKING	9,581,900	21,499	465,969	514,363	1,001,831	61,270	0	0	61,270	1,209,562
NORTHBRIDGE LOCAL SCHOOLS	4501	LICKING	11,528,295	25,867	560,622	618,847	1,205,336	73,716	0	0	73,716	1,455,263
SOUTHWEST LICKING LOCAL SCHOOLS	4506	LICKING	39,198,872	87,952	1,906,245	2,104,222	4,098,419	250,650	0	0	250,650	4,948,231
LAKEWOOD LOCAL SCHOOLS	4513	LICKING	21,262,802	47,708	1,034,012	1,141,402	2,223,122	135,961	0	0	135,961	2,684,089
JOHNSTOWN-MONROE LOCAL SCHOOLS	4516	LICKING	14,633,110	32,833	711,610	785,515	1,529,958	93,569	0	0	93,569	1,847,196
LICKING HEIGHTS LOCAL SCHOOLS	4517	LICKING	37,356,224	83,818	1,816,637	2,005,308	3,905,763	238,868	0	0	238,868	4,715,626
LICKING VALLEY LOCAL SCHOOLS	4518	LICKING	19,068,059	42,784	927,282	1,023,587	1,993,653	121,927	0	0	121,927	2,407,038
NORTH FORK LOCAL SCHOOLS	4522	KNOX	14,854,926	33,331	722,397	797,423	1,553,151	94,987	0	0	94,987	1,875,197
RIVERSIDE LOCAL SCHOOLS	4604	LOGAN	6,008,869	13,482	292,212	322,560	628,254	38,423	0	0	38,423	758,524
BENJAMIN LOGAN LOCAL SCHOOLS	4607	LOGAN	17,503,887	39,274	851,216	939,621	1,830,111	111,925	0	0	111,925	2,209,586
INDIAN LAKE LOCAL SCHOOLS	4610	LOGAN	14,949,133	33,542	726,978	802,480	1,563,000	95,590	0	0	95,590	1,887,089
LORAIN COUNTY ESC	4700	LORAIN	11,580,173	25,983	563,145	621,632	1,210,760	74,047	0	0	74,047	1,461,812
AVON LOCAL SCHOOLS	4702	LORAIN	40,200,496	90,200	1,954,955	2,157,990	4,203,145	257,055	0	0	257,055	5,074,670
CLEARVIEW LOCAL SCHOOLS	4707	LORAIN	15,642,283	35,097	760,686	839,689	1,635,472	100,022	0	0	100,022	1,974,588
COLUMBIA LOCAL SCHOOLS	4708	LORAIN	10,895,856	24,448	529,867	584,897	1,139,212	69,672	0	0	69,672	1,375,528
MIDVIEW LOCAL SCHOOLS	4713	LORAIN	29,044,271	65,168	1,412,426	1,559,116	3,036,710	185,718	0	0	185,718	3,666,375
FIRELANDS LOCAL SCHOOLS	4714	LORAIN	15,959,562	35,809	776,115	856,720	1,668,644	102,051	0	0	102,051	2,014,639
KEYSTONE LOCAL SCHOOLS	4716	LORAIN	14,400,575	32,311	700,302	773,033	1,505,646	92,082	0	0	92,082	1,817,842
ESC OF LAKE ERIE WEST	4800	LUCAS	23,315,532	52,314	1,133,837	1,251,594	2,437,745	149,087	0	0	149,087	2,943,213
OTTAWA HILLS LOCAL SCHOOLS	4806	LUCAS	14,975,233	33,601	728,247	803,881	1,565,729	95,756	0	0	95,756	1,890,384
SPRINGFIELD LOCAL SCHOOLS	4811	LUCAS	39,694,725	89,065	1,930,359	2,130,840	4,150,264	253,821	0	0	253,821	5,010,824
WASHINGTON LOCAL SCHOOLS	4813	LUCAS	84,725,188	190,102	4,120,196	4,548,107	8,858,405	541,760	0	0	541,760	10,695,201
ANTHONY WAYNE LOCAL SCHOOLS	4814	LUCAS	42,685,410	95,775	2,075,796	2,291,382	4,462,953	272,944	0	0	272,944	5,388,350
JONATHAN ALDER LOCAL SCHOOLS	4901	MADISON	20,893,308	46,879	1,016,044	1,121,567	2,184,490	133,598	0	0	133,598	2,637,446
JEFFERSON LOCAL SCHOOLS	4905	MADISON	13,533,118	30,365	658,117	726,467	1,414,949	86,535	0	0	86,535	1,708,340
MADISON-PLAINS LOCAL SCHOOLS	4906	MADISON	13,059,446	29,302	635,082	701,040	1,365,424	83,506	0	0	83,506	1,648,546
MAHONING COUNTY ESC	5000	MAHONING	22,931,437	51,452	1,115,158	1,230,975	2,397,585	146,631	0	0	146,631	2,894,727
AUSTINTOWN LOCAL SCHOOLS	5001	MAHONING	40,629,443	91,162	1,975,814	2,181,016	4,247,992	259,798	0	0	259,798	5,128,817
BOARDMAN LOCAL SCHOOLS	5004	MAHONING	41,866,564	93,938	2,035,976	2,247,426	4,377,340	267,708	0	0	267,708	5,284,984
CANFIELD LOCAL SCHOOLS	5005	MAHONING	26,866,759	60,282	1,306,533	1,442,226	2,809,041	171,795	0	0	171,795	3,391,499
WESTERN RESERVE LOCAL SCHOOLS	5006	MAHONING	7,336,134	16,460	356,757	393,809	767,026	46,910	0	0	46,910	926,070
SOUTH RANGE LOCAL SCHOOLS	5009	MAHONING	11,734,357	26,329	570,643	629,908	1,226,880	75,033	0	0	75,033	1,481,275
JACKSON-MILTON LOCAL SCHOOLS	5010	MAHONING	7,717,876	17,317	375,321	414,301	806,939	49,351	0	0	49,351	974,258
LOWELLVILLE LOCAL SCHOOLS	5011	MAHONING	5,564,523	12,485	270,603	298,707	581,795	35,581	0	0	35,581	702,432
POLAND LOCAL SCHOOLS	5013	MAHONING	16,828,253	37,758	818,360	903,352	1,759,470	107,605	0	0	107,605	2,124,298
SEBRING LOCAL SCHOOLS	5014	MAHONING	5,272,318	11,830	256,393	283,022	551,245	33,713	0	0	33,713	665,546
SPRINGFIELD LOCAL SCHOOLS	5015	MAHONING	10,395,396	23,325	505,529	558,032	1,086,886	66,471	0	0	66,471	1,312,253
WEST BRANCH LOCAL SCHOOLS	5016	MAHONING	18,557,841	41,639	902,470	996,198	1,940,307	118,665	0	0	118,665	2,342,631
ELGIN LOCAL SCHOOLS	5104	MARION	10,544,698	23,660	512,790	566,047	1,102,497	67,426	0	0	67,426	1,331,099
RIDGEDALE LOCAL SCHOOLS	5108	MARION	6,946,014	15,585	337,785	372,867	726,237	44,415	0	0	44,415	876,823

STATE TEACHERS RETIREMENT SYSTEM OF OHIO
Schedule of Collective Pension Amounts by Employer
As of and for the year ended June 30, 2020

Employer Name	Employer Code	County	Net Pension Liability	Deferred Outflows of Resources				Deferred Inflows of Resources				Pension Expense (Income)
				Differences Between Expected and Actual Experience	Net Difference Between Projected and Actual Earnings on Pension Plan Investments		Total Deferred Outflows of Resources	Differences Between Expected and Actual Experience	Net Difference Between Projected and Actual Earnings on Pension Plan Investments		Total Deferred Inflows of Resources	
					Changes of Assumptions	Changes of Assumptions			Changes of Assumptions	Changes of Assumptions		
PLEASANT LOCAL SCHOOLS	5110	MARION	11,233,351	25,205	546,279	603,014	1,174,498	71,830	0	0	71,830	1,418,031
RIVER VALLEY LOCAL SCHOOLS	5113	MARION	17,536,287	39,347	852,792	941,360	1,833,499	112,133	0	0	112,133	2,213,676
ESC OF MEDINA COUNTY	5200	MEDINA	3,910,627	8,774	190,174	209,925	408,873	25,006	0	0	25,006	493,654
CLOVERLEAF LOCAL SCHOOLS	5202	MEDINA	26,056,335	58,464	1,267,122	1,398,722	2,724,308	166,612	0	0	166,612	3,289,196
BUCKEYE LOCAL SCHOOLS	5204	MEDINA	22,441,563	50,353	1,091,336	1,204,679	2,346,368	143,498	0	0	143,498	2,832,888
HIGHLAND LOCAL SCHOOLS	5205	MEDINA	32,646,004	73,249	1,587,579	1,752,460	3,413,288	208,749	0	0	208,749	4,121,036
BLACK RIVER LOCAL SCHOOLS	5206	ASHLAND	12,053,196	27,044	586,148	647,024	1,260,216	77,072	0	0	77,072	1,521,523
MEIGS LOCAL SCHOOLS	5301	MEIGS	20,128,236	45,163	978,838	1,080,498	2,104,499	128,706	0	0	128,706	2,540,868
EASTERN LOCAL SCHOOLS	5302	MEIGS	7,859,270	17,634	382,197	421,891	821,722	50,255	0	0	50,255	992,107
SOUTHERN LOCAL SCHOOLS	5307	MEIGS	6,359,981	14,270	309,287	341,408	664,965	40,668	0	0	40,668	802,846
MERCER COUNTY ESC	5400	MERCER	5,210,575	11,691	253,391	279,707	544,789	33,318	0	0	33,318	657,752
MARION LOCAL SCHOOLS	5411	MERCER	8,231,663	18,470	400,307	441,881	860,658	52,636	0	0	52,636	1,039,116
PARKWAY LOCAL SCHOOLS	5414	MERCER	9,983,360	22,400	485,492	535,914	1,043,806	63,837	0	0	63,837	1,260,240
ST HENRY CONSOLIDATED LOCAL SCHOOLS	5416	MERCER	9,455,202	21,215	459,808	507,562	988,585	60,460	0	0	60,460	1,193,568
FORT RECOVERY LOCAL SCHOOLS	5417	MERCER	9,079,577	20,372	441,541	487,398	949,311	58,058	0	0	58,058	1,146,151
MIAMI COUNTY ESC	5500	MIAMI	15,911,508	35,701	773,778	854,141	1,663,620	101,743	0	0	101,743	2,008,573
BETHEL LOCAL SCHOOLS	5501	MIAMI	20,272,578	23,049	499,557	551,439	1,074,045	65,686	0	0	65,686	1,296,749
MIAMI EAST LOCAL SCHOOLS	5507	MIAMI	11,968,460	26,854	582,028	642,475	1,251,357	76,530	0	0	76,530	1,510,827
NEWTON LOCAL SCHOOLS	5508	MIAMI	6,298,443	14,132	306,294	338,105	658,531	40,274	0	0	40,274	795,078
SWITZERLAND OF OHIO LOCAL SCHOOLS	5619	MONROE	28,052,471	62,943	1,364,195	1,505,876	2,933,014	179,376	0	0	179,376	3,541,176
MONTGOMERY COUNTY ESC	5700	MONTGOMERY	37,415,720	83,951	1,819,531	2,008,502	3,911,984	239,248	0	0	239,248	4,723,136
BROOKVILLE LOCAL SCHOOLS	5701	MONTGOMERY	13,836,769	31,046	672,884	742,767	1,446,697	88,477	0	0	88,477	1,746,671
VALLEY VIEW LOCAL SCHOOLS	5705	MONTGOMERY	17,781,863	39,898	864,734	954,543	1,859,175	113,703	0	0	113,703	2,244,676
JEFFERSON TWP LOCAL SCHOOLS	5707	MONTGOMERY	4,113,364	9,229	200,033	220,808	430,070	26,302	0	0	26,302	519,246
NEW LEBANON LOCAL SCHOOLS	5708	MONTGOMERY	11,666,418	26,177	567,339	626,261	1,219,777	74,599	0	0	74,599	1,472,699
MAD RIVER LOCAL SCHOOLS	5710	MONTGOMERY	47,413,513	106,384	2,305,724	2,545,190	4,957,298	303,177	0	0	303,177	5,985,198
NORTHBRIDGE LOCAL SCHOOLS	5711	MONTGOMERY	20,723,810	46,499	1,007,801	1,112,468	2,166,768	132,515	0	0	132,515	2,616,050
MORGAN LOCAL SCHOOLS	5802	MORGAN	19,851,252	44,541	965,369	1,065,629	2,075,539	126,935	0	0	126,935	2,505,903
CARDINGTON-LINCOLN LOCAL SCHOOLS	5902	MORROW	10,709,481	24,029	520,803	574,892	1,119,724	68,480	0	0	68,480	1,351,901
HIGHLAND LOCAL SCHOOLS	5903	MORROW	16,321,027	36,620	793,693	876,124	1,706,437	104,362	0	0	104,362	2,060,269
NORTHMOR LOCAL SCHOOLS	5905	MORROW	9,823,688	22,042	477,727	527,342	1,027,111	62,816	0	0	62,816	1,240,083
MUSKINGUM VALLEY ESC	6000	MUSKINGUM	18,818,199	42,223	915,131	1,010,174	1,967,528	120,330	0	0	120,330	2,375,497
FRANKLIN LOCAL SCHOOLS	6002	MUSKINGUM	20,298,983	45,546	987,142	1,089,663	2,122,351	129,798	0	0	129,798	2,562,422
TRI-VALLEY LOCAL SCHOOLS	6003	MUSKINGUM	23,453,672	52,624	1,140,555	1,259,009	2,452,188	149,970	0	0	149,970	2,960,651
WEST MUSKINGUM LOCAL SCHOOLS	6005	MUSKINGUM	11,322,057	25,404	550,593	607,776	1,183,773	72,397	0	0	72,397	1,429,229
EAST MUSKINGUM LOCAL SCHOOLS	6009	MUSKINGUM	18,117,664	40,651	881,064	972,569	1,894,284	115,850	0	0	115,850	2,287,065
MAYSVILLE LOCAL SCHOOLS	6021	MUSKINGUM	18,372,378	41,223	893,451	986,242	1,920,916	117,479	0	0	117,479	2,319,219
NOBLE LOCAL SCHOOLS	6101	NOBLE	10,086,671	22,632	490,516	541,459	1,054,607	64,497	0	0	64,497	1,273,281
BENTON CARROLL SALEM LOCAL SCHOOLS	6202	OTTAWA	15,767,142	35,378	766,758	846,391	1,648,527	100,820	0	0	100,820	1,990,349
GENOA AREA LOCAL SCHOOLS	6205	OTTAWA	12,613,922	28,302	613,416	677,124	1,318,842	80,657	0	0	80,657	1,592,306
DANBURY LOCAL SCHOOLS	6206	OTTAWA	8,770,883	19,680	426,529	470,827	917,036	56,084	0	0	56,084	1,107,184
MIDDLE BASS LOCAL SCHOOLS	6209	OTTAWA	3,008	7	146	161	314	19	0	0	19	380
NORTH BASS LOCAL SCHOOLS	6210	OTTAWA	2,744	6	133	147	286	18	0	0	18	346
PUT-IN-BAY LOCAL SCHOOLS	6212	OTTAWA	2,617,554	5,873	127,292	140,512	273,677	16,737	0	0	16,737	330,424
WESTERN BUCKEYE ESC	6300	PAULDING	4,988,430	11,193	242,588	267,782	521,563	31,898	0	0	31,898	629,710
ANTWERP LOCAL SCHOOLS	6301	PAULDING	6,931,499	15,553	337,080	372,088	724,721	44,322	0	0	44,322	874,991
WAYNE TRACE LOCAL SCHOOLS	6311	PAULDING	9,352,237	20,984	454,800	502,034	977,818	59,801	0	0	59,801	1,180,570
SOUTHERN LOCAL SCHOOLS	6415	PERRY	7,103,422	15,938	345,440	381,317	742,695	45,422	0	0	45,422	896,693
NORTHERN LOCAL SCHOOLS	6416	PERRY	21,429,170	48,082	1,042,103	1,150,333	2,240,518	137,025	0	0	137,025	2,705,090
PICKAWAY COUNTY SCHOOLS	6500	PICKAWAY	5,411,336	12,142	263,154	290,484	565,780	34,602	0	0	34,602	683,095
TEAYS VALLEY LOCAL SCHOOLS	6501	PICKAWAY	41,761,227	93,702	2,030,853	2,241,771	4,366,326	267,035	0	0	267,035	5,271,687
WESTFALL LOCAL SCHOOLS	6503	PICKAWAY	14,107,264	31,653	686,038	757,288	1,474,979	90,206	0	0	90,206	1,780,816
LOGAN ELM LOCAL SCHOOLS	6512	PICKAWAY	18,806,021	42,196	914,539	1,009,520	1,966,255	120,252	0	0	120,252	2,373,959
EASTERN LOCAL SCHOOLS	6601	PIKE	10,507,496	23,576	510,981	564,050	1,098,607	67,188	0	0	67,188	1,326,403
SCIOTO VALLEY LOCAL SCHOOLS	6605	PIKE	13,904,870	31,199	676,195	746,423	1,453,817	88,912	0	0	88,912	1,755,267
WESTERN LOCAL SCHOOLS	6610	PIKE	10,103,425	22,670	491,331	542,359	1,056,360	64,605	0	0	64,605	1,275,396
WATERLOO LOCAL SCHOOLS	6701	PORTAGE	8,854,117	19,866	430,577	475,295	925,738	56,616	0	0	56,616	1,117,691

STATE TEACHERS RETIREMENT SYSTEM OF OHIO
Schedule of Collective Pension Amounts by Employer
As of and for the year ended June 30, 2020

Employer Name	Employer Code	County	Net Pension Liability	Deferred Outflows of Resources				Deferred Inflows of Resources				Pension Expense (Income)
				Differences Between Expected and Actual Experience	Net Difference Between Projected and Actual Earnings on Pension Plan Investments		Total Deferred Outflows of Resources	Differences Between Expected and Actual Experience	Net Difference Between Projected and Actual Earnings on Pension Plan Investments		Total Deferred Inflows of Resources	Proportionate Share of Plan Pension Expense (Income)
					Changes of Assumptions	Changes of Assumptions			Changes of Assumptions	Changes of Assumptions		
FIELD LOCAL SCHOOLS	6703	PORTAGE	18,513,561	41,540	900,317	993,821	1,935,678	118,382	0	0	118,382	2,337,041
JAMES A GARFIELD LOCAL SCHOOLS	6709	PORTAGE	12,398,271	27,819	602,929	665,548	1,296,296	79,278	0	0	79,278	1,565,083
CRESTWOOD LOCAL SCHOOLS	6712	PORTAGE	16,182,834	36,310	786,973	868,706	1,691,989	103,478	0	0	103,478	2,042,824
SOUTHEAST LOCAL SCHOOLS	6716	PORTAGE	15,556,185	34,904	756,499	835,067	1,626,470	99,471	0	0	99,471	1,963,720
ROOTSTOWN LOCAL SCHOOLS	6719	PORTAGE	11,033,882	24,757	536,579	592,306	1,153,642	70,554	0	0	70,554	1,392,851
PREBLE COUNTY ESC	6800	PREBLE	3,317,758	7,444	161,343	178,100	346,887	21,215	0	0	21,215	418,814
COLLEGE CORNER LOCAL SCHOOLS	6802	PREBLE	238,838	536	11,615	12,821	24,972	1,527	0	0	1,527	30,150
NATIONAL TRAIL LOCAL SCHOOLS	6808	PREBLE	10,479,239	23,513	509,607	562,533	1,095,653	67,008	0	0	67,008	1,322,836
TWIN VALLEY LOCAL SCHOOLS	6809	PREBLE	9,145,752	20,521	444,759	490,950	956,230	58,481	0	0	58,481	1,154,505
TRI-COUNTY NORTH LOCAL SCHOOLS	6810	PREBLE	8,968,617	20,123	436,145	481,442	937,710	57,348	0	0	57,348	1,132,144
PREBLE-SHAWNEE LOCAL SCHOOLS	6814	PREBLE	13,289,492	29,818	646,269	713,389	1,389,476	84,977	0	0	84,977	1,677,586
PUTNAM COUNTY ESC	6900	PUTNAM	5,562,781	12,481	270,519	298,614	581,614	35,570	0	0	35,570	702,212
COLUMBUS GROVE LOCAL SCHOOLS	6904	PUTNAM	8,814,273	19,777	428,639	473,156	921,572	56,361	0	0	56,361	1,112,661
CONTINENTAL LOCAL SCHOOLS	6905	PUTNAM	5,047,162	11,325	245,444	270,935	527,704	32,273	0	0	32,273	637,124
JENNINGS LOCAL SCHOOLS	6907	PUTNAM	3,669,395	8,233	178,443	196,976	383,652	23,463	0	0	23,463	463,202
KALIDA LOCAL SCHOOLS	6908	PUTNAM	5,892,656	13,222	286,561	316,322	616,105	37,680	0	0	37,680	743,854
LEIPSIC LOCAL SCHOOLS	6909	PUTNAM	6,708,287	15,052	326,225	360,105	701,382	42,895	0	0	42,895	846,814
MILLER CITY-NEW CLEVELAND LOCAL SCH	6910	PUTNAM	4,607,714	10,339	224,074	247,345	481,758	29,463	0	0	29,463	581,650
OTTAWA-GLANDORF LOCAL SCHOOLS	6911	PUTNAM	12,809,383	28,741	622,922	687,616	1,339,279	81,907	0	0	81,907	1,616,980
OTTOVILLE LOCAL SCHOOLS	6912	PUTNAM	4,839,596	10,859	235,350	259,793	506,002	30,946	0	0	30,946	610,922
PANDORA-GILBOA LOCAL SCHOOLS	6913	PUTNAM	5,643,992	12,664	274,468	302,973	590,105	36,089	0	0	36,089	712,464
MID-OHIO ESC	7000	RICHLAND	11,535,523	25,883	560,974	619,235	1,206,092	73,762	0	0	73,762	1,456,175
CLEAR FORK VALLEY LOCAL SCHOOLS	7001	RICHLAND	14,863,361	33,350	722,807	797,875	1,554,032	95,041	0	0	95,041	1,876,262
LEXINGTON LOCAL SCHOOLS	7003	RICHLAND	20,919,118	46,937	1,017,299	1,122,953	2,187,189	133,763	0	0	133,763	2,640,704
LUCAS LOCAL SCHOOLS	7004	RICHLAND	5,010,984	11,243	243,685	268,993	523,921	32,042	0	0	32,042	632,557
MADISON LOCAL SCHOOLS	7005	RICHLAND	32,433,951	72,774	1,577,267	1,741,077	3,391,118	207,393	0	0	207,393	4,094,268
PLYMOUTH-SHILOH LOCAL SCHOOLS	7007	HURON	8,578,299	19,248	417,164	460,489	896,901	54,852	0	0	54,852	1,082,873
ONTARIO LOCAL SCHOOLS	7010	RICHLAND	17,117,540	38,407	832,428	918,881	1,789,716	109,455	0	0	109,455	2,160,816
CRESTVIEW LOCAL SCHOOLS	7011	ASHLAND	9,734,325	21,841	473,381	522,545	1,017,767	62,244	0	0	62,244	1,228,803
ROSS-PIKE COUNTY ESC	7100	ROSS	9,647,354	21,646	469,152	517,877	1,008,675	61,688	0	0	61,688	1,217,824
ADENA LOCAL SCHOOLS	7102	ROSS	10,402,307	23,340	505,865	558,403	1,087,608	66,516	0	0	66,516	1,313,125
HUNTINGTON LOCAL SCHOOLS	7106	ROSS	13,428,805	30,131	653,044	720,867	1,404,042	85,868	0	0	85,868	1,695,172
ZANE TRACE LOCAL SCHOOLS	7107	ROSS	12,142,938	27,246	590,512	651,841	1,269,599	77,646	0	0	77,646	1,532,852
SOUTHEASTERN LOCAL SCHOOLS	7109	ROSS	10,081,839	22,621	490,281	541,200	1,054,102	64,466	0	0	64,466	1,272,671
PAINT VALLEY LOCAL SCHOOLS	7111	ROSS	8,640,189	19,386	420,173	463,811	903,370	55,248	0	0	55,248	1,090,686
UNION SCIOTO LOCAL SCHOOLS	7112	ROSS	18,464,617	41,430	897,936	991,193	1,930,559	118,069	0	0	118,069	2,330,863
LAKOTA LOCAL SCHOOLS	7203	SANDUSKY	9,537,741	21,400	463,821	511,992	997,213	60,987	0	0	60,987	1,203,987
WOODMORE LOCAL SCHOOLS	7208	SANDUSKY	10,548,736	23,669	512,986	566,263	1,102,918	67,452	0	0	67,452	1,331,609
SOUTH CENTRAL OHIO ESC	7300	SCIOTO	14,271,139	32,021	694,007	766,085	1,492,113	91,254	0	0	91,254	1,801,503
BLOOM-VERNON LOCAL SCHOOLS	7301	SCIOTO	8,424,211	18,902	409,670	452,217	880,789	53,867	0	0	53,867	1,063,422
CLAY LOCAL SCHOOLS	7303	SCIOTO	6,097,077	13,680	296,502	327,295	637,477	38,987	0	0	38,987	769,659
GREEN LOCAL SCHOOLS	7304	SCIOTO	5,292,957	11,876	257,397	284,130	553,403	33,845	0	0	33,845	668,151
MINFORD LOCAL SCHOOLS	7307	SCIOTO	13,961,911	31,327	678,969	749,485	1,459,781	89,277	0	0	89,277	1,762,468
NORTHWEST LOCAL SCHOOLS	7308	SCIOTO	15,917,886	35,716	774,089	854,483	1,664,288	101,784	0	0	101,784	2,009,378
NEW BOSTON LOCAL SCHOOLS	7309	SCIOTO	4,442,609	9,968	216,045	248,482	464,495	28,407	0	0	28,407	560,808
VALLEY LOCAL SCHOOLS	7312	SCIOTO	9,863,338	22,131	479,655	529,471	1,031,257	63,069	0	0	63,069	1,245,089
WASHINGTON-NILE LOCAL SCHOOLS	7314	SCIOTO	15,245,578	34,207	741,394	818,393	1,593,994	97,485	0	0	97,485	1,924,510
WHEELERSBURG LOCAL SCHOOLS	7315	SCIOTO	13,272,039	29,779	645,421	712,452	1,387,652	84,866	0	0	84,866	1,675,383
NORTH CENTRAL OHIO ESC	7400	SENECA	18,857,761	42,312	917,055	1,012,298	1,971,665	120,583	0	0	120,583	2,380,491
SENECA EAST LOCAL SCHOOLS	7401	SENECA	10,012,309	22,465	486,900	537,468	1,046,833	64,022	0	0	64,022	1,263,894
HOPEWELL-LOUDON LOCAL SCHOOLS	7406	SENECA	8,269,540	18,555	402,149	443,915	864,619	52,878	0	0	52,878	1,043,897
NEW RIEGEL LOCAL SCHOOLS	7408	SENECA	4,316,633	9,685	209,918	231,720	451,323	27,602	0	0	27,602	544,906
OLD FORT LOCAL SCHOOLS	7409	SENECA	6,937,618	15,566	337,377	372,416	725,359	44,361	0	0	44,361	875,763
ANNA LOCAL SCHOOLS	7501	SHELBY	11,289,515	25,331	549,010	606,029	1,180,370	72,189	0	0	72,189	1,425,121
BOTKINS LOCAL SCHOOLS	7502	SHELBY	6,460,944	14,497	314,196	346,828	675,521	41,313	0	0	41,313	815,591
FAIRLAWN LOCAL SCHOOLS	7503	SHELBY	4,727,723	10,608	229,910	253,787	494,305	30,231	0	0	30,231	596,799
FORT LORAMIE LOCAL SCHOOLS	7504	SHELBY	8,008,531	17,969	389,456	429,903	837,328	51,209	0	0	51,209	1,010,949

STATE TEACHERS RETIREMENT SYSTEM OF OHIO
Schedule of Collective Pension Amounts by Employer
As of and for the year ended June 30, 2020

Employer Name	Employer Code	County	Net Pension Liability	Deferred Outflows of Resources				Deferred Inflows of Resources				Pension Expense (Income)
				Differences Between Expected and Actual Experience	Net Difference Between Projected and Actual Earnings on Pension Plan Investments	Changes of Assumptions	Total Deferred Outflows of Resources	Differences Between Expected and Actual Experience	Net Difference Between Projected and Actual Earnings on Pension Plan Investments	Changes of Assumptions	Total Deferred Inflows of Resources	Proportionate Share of Plan Pension Expense (Income)
HARDIN-HOUSTON LOCAL SCHOOLS	7506	SHELBY	7,554,240	16,950	367,364	405,517	789,831	48,304	0	0	48,304	953,602
JACKSON CENTER LOCAL SCHOOLS	7509	SHELBY	4,685,815	10,514	227,872	251,538	489,924	29,963	0	0	29,963	591,509
RUSSIA LOCAL SCHOOLS	7513	SHELBY	4,140,684	9,291	201,362	222,275	432,928	26,477	0	0	26,477	522,695
STARK COUNTY ESC	7600	STARK	30,948,534	69,441	1,505,031	1,661,339	3,235,811	197,895	0	0	197,895	3,906,757
FAIRLESS LOCAL SCHOOLS	7601	STARK	13,951,697	31,304	678,473	748,937	1,458,714	89,212	0	0	89,212	1,761,179
NORTHWEST LOCAL SCHOOLS	7603	STARK	17,321,507	38,865	842,347	929,830	1,811,042	110,759	0	0	110,759	2,186,563
CANTON LOCAL SCHOOLS	7604	STARK	24,657,500	55,325	1,199,097	1,323,632	2,578,054	157,668	0	0	157,668	3,112,613
JACKSON LOCAL SCHOOLS	7609	STARK	51,129,830	114,723	2,486,449	2,744,684	5,345,856	326,940	0	0	326,940	6,454,323
LAKE LOCAL SCHOOLS	7610	STARK	32,477,609	72,872	1,579,390	1,743,420	3,395,682	207,672	0	0	207,672	4,099,779
MARLINGTON LOCAL SCHOOLS	7614	STARK	20,247,159	45,430	984,622	1,086,881	2,116,933	129,467	0	0	129,467	2,555,880
OSNABURG LOCAL SCHOOLS	7617	STARK	8,155,641	18,299	396,610	437,800	852,709	52,150	0	0	52,150	1,029,519
MINERVA LOCAL SCHOOLS	7618	STARK	16,660,864	37,383	810,220	894,367	1,741,970	106,535	0	0	106,535	2,103,168
PERRY LOCAL SCHOOLS	7619	STARK	50,824,224	114,037	2,471,588	2,728,279	5,313,904	324,986	0	0	324,986	6,415,745
PLAIN LOCAL SCHOOLS	7621	STARK	48,472,299	108,760	2,357,213	2,602,026	5,067,999	309,947	0	0	309,947	6,118,852
SANDY VALLEY LOCAL SCHOOLS	7622	TUSCARAWAS	14,124,380	31,692	686,870	758,206	1,476,768	90,316	0	0	90,316	1,782,977
TUSLAW LOCAL SCHOOLS	7624	STARK	11,460,461	25,714	557,323	615,205	1,198,242	73,282	0	0	73,282	1,446,700
SUMMIT COUNTY ESC	7700	SUMMIT	18,501,945	41,514	899,752	993,197	1,934,463	118,307	0	0	118,307	2,335,575
REVERE LOCAL SCHOOLS	7701	SUMMIT	35,283,380	79,167	1,715,835	1,894,036	3,689,038	225,613	0	0	225,613	4,453,962
WOODRIDGE LOCAL SCHOOLS	7702	SUMMIT	24,551,382	55,087	1,193,936	1,317,935	2,566,958	156,989	0	0	156,989	3,099,219
COVENTRY LOCAL SCHOOLS	7704	SUMMIT	18,359,524	41,194	892,826	985,552	1,919,572	117,397	0	0	117,397	2,317,596
MANCHESTER LOCAL SCHOOLS	7705	SUMMIT	13,827,608	31,026	672,438	742,276	1,445,740	88,418	0	0	88,418	1,745,514
GREEN LOCAL SCHOOLS	7706	SUMMIT	41,327,508	92,729	2,009,761	2,218,489	4,320,979	264,261	0	0	264,261	5,216,937
HUDSON CITY SCHOOLS	7707	SUMMIT	63,211,218	141,830	3,073,969	3,393,222	6,609,021	404,193	0	0	404,193	7,979,405
MOGADORE LOCAL SCHOOLS	7709	PORTAGE	10,376,637	23,283	504,617	557,025	1,084,925	66,352	0	0	66,352	1,309,884
SPRINGFIELD LOCAL SCHOOLS	7715	SUMMIT	26,558,029	59,590	1,291,520	1,425,653	2,776,763	169,820	0	0	169,820	3,352,526
TRUMBULL COUNTY ESC	7800	TRUMBULL	17,639,044	39,578	857,789	946,876	1,844,243	112,790	0	0	112,790	2,226,647
BLOOMFIELD-MESPO LOCAL SCHOOLS	7801	TRUMBULL	2,793,365	6,268	135,842	149,950	292,060	17,862	0	0	17,862	352,618
LABRAE LOCAL SCHOOLS	7802	TRUMBULL	12,604,585	28,282	612,962	676,623	1,317,867	80,598	0	0	80,598	1,591,127
BRISTOL LOCAL SCHOOLS	7803	TRUMBULL	5,581,025	12,522	271,406	299,593	583,521	35,687	0	0	35,687	704,515
BROOKFIELD LOCAL SCHOOLS	7804	TRUMBULL	8,838,716	19,832	429,828	474,468	924,128	56,518	0	0	56,518	1,115,747
CHAMPION LOCAL SCHOOLS	7805	TRUMBULL	14,271,531	32,022	694,026	766,106	1,492,154	91,257	0	0	91,257	1,801,553
LAKEVIEW LOCAL SCHOOLS	7806	TRUMBULL	15,680,879	35,184	762,563	841,760	1,639,507	100,269	0	0	100,269	1,979,460
MATHEWS LOCAL SCHOOLS	7808	TRUMBULL	7,149,756	16,042	347,693	383,804	747,539	45,718	0	0	45,718	902,542
HOWLAND LOCAL SCHOOLS	7812	TRUMBULL	27,327,086	61,315	1,328,919	1,466,937	2,857,171	174,738	0	0	174,738	3,449,608
JOSEPH BADGER LOCAL SCHOOLS	7814	TRUMBULL	6,610,715	14,833	321,480	354,868	691,181	42,271	0	0	42,271	834,497
LIBERTY LOCAL SCHOOLS	7815	TRUMBULL	12,836,280	28,801	624,230	689,060	1,342,091	82,079	0	0	82,079	1,620,375
LORDSTOWN LOCAL SCHOOLS	7816	TRUMBULL	5,832,083	13,086	283,615	313,070	609,771	37,292	0	0	37,292	736,207
MCDONALD LOCAL SCHOOLS	7817	TRUMBULL	8,145,459	18,276	396,115	437,254	851,645	52,085	0	0	52,085	1,028,234
MAPLEWOOD LOCAL SCHOOLS	7818	TRUMBULL	8,007,839	17,968	389,422	429,866	837,256	51,205	0	0	51,205	1,010,862
SOUTHINGTON LOCAL SCHOOLS	7822	TRUMBULL	4,731,914	10,617	230,114	254,012	494,743	30,257	0	0	30,257	597,328
WEATHERSFIELD LOCAL SCHOOLS	7826	TRUMBULL	9,108,700	20,438	442,957	488,961	952,356	58,244	0	0	58,244	1,149,828
EAST CENTRAL OHIO ESC	7900	TUSCARAWAS	14,434,854	32,388	701,969	774,873	1,509,230	92,301	0	0	92,301	1,822,170
GARAWAY LOCAL SCHOOLS	7901	TUSCARAWAS	10,562,841	23,700	513,672	567,021	1,104,393	67,542	0	0	67,542	1,333,390
INDIAN VALLEY LOCAL SCHOOLS	7907	TUSCARAWAS	16,682,738	37,432	811,283	895,541	1,744,256	106,675	0	0	106,675	2,105,929
STRASBURG-FRANKLIN LOCAL SCHOOLS	7918	TUSCARAWAS	5,055,031	11,342	245,827	271,358	528,527	32,323	0	0	32,323	638,117
TUSCARAWAS VALLEY LOCAL SCHOOLS	7920	TUSCARAWAS	13,043,005	29,265	634,283	700,157	1,363,705	83,401	0	0	83,401	1,646,471
FAIRBANKS LOCAL SCHOOLS	8002	UNION	11,928,696	26,765	580,094	640,341	1,247,200	76,276	0	0	76,276	1,505,807
NORTH UNION LOCAL SCHOOLS	8003	UNION	15,335,819	34,410	745,783	823,237	1,603,430	98,062	0	0	98,062	1,935,902
LINCOLNVIEW LOCAL SCHOOLS	8101	VAN WERT	9,068,679	20,348	441,011	486,813	948,172	57,988	0	0	57,988	1,144,776
CRESTVIEW LOCAL SCHOOLS	8107	VAN WERT	9,816,448	22,026	477,375	526,954	1,026,355	62,769	0	0	62,769	1,239,170
VINTON COUNTY LOCAL SCHOOLS	8201	VINTON	20,733,464	46,521	1,008,271	1,112,987	2,167,779	132,576	0	0	132,576	2,617,268
WARREN COUNTY ESC	8300	WARREN	29,687,723	66,612	1,443,717	1,593,657	3,103,986	189,833	0	0	189,833	3,747,600
CARLISLE LOCAL SCHOOLS	8302	WARREN	16,141,284	36,217	784,952	866,475	1,687,644	103,212	0	0	103,212	2,037,579
LITTLE MIAMI LOCAL SCHOOLS	8304	WARREN	41,643,073	93,437	2,025,107	2,235,429	4,353,973	266,279	0	0	266,279	5,256,772
KINGS LOCAL SCHOOLS	8306	WARREN	50,956,018	114,333	2,477,997	2,735,354	5,327,684	325,829	0	0	325,829	6,432,382
WAYNE LOCAL SCHOOLS	8312	WARREN	14,005,701	31,425	681,099	751,836	1,464,360	89,557	0	0	89,557	1,767,996
FORT FRYE LOCAL SCHOOLS	8404	WASHINGTON	9,152,328	20,536	445,079	491,303	956,918	58,523	0	0	58,523	1,155,335

STATE TEACHERS RETIREMENT SYSTEM OF OHIO
Schedule of Collective Pension Amounts by Employer
As of and for the year ended June 30, 2020

Employer Name	Employer Code	County	Net Pension Liability	Deferred Outflows of Resources			Deferred Inflows of Resources			Pension Expense (Income)	
				Differences Between Expected and Actual Experience	Net Difference Between Projected and Actual Earnings on Pension Plan Investments	Total Deferred Outflows of Resources	Differences Between Expected and Actual Experience	Net Difference Between Projected and Actual Earnings on Pension Plan Investments	Total Deferred Inflows of Resources		
FRONTIER LOCAL SCHOOLS	8410	WASHINGTON	5,798,109	13,010	281,963	311,246	606,219	37,075	0	37,075	731,918
WARREN LOCAL SCHOOLS	8419	WASHINGTON	18,933,786	42,483	920,752	1,016,379	1,979,614	121,069	0	121,069	2,390,088
WOLF CREEK LOCAL SCHOOLS	8422	WASHINGTON	6,492,711	14,568	315,741	348,533	678,842	41,516	0	41,516	819,601
TRI-COUNTY ESC	8500	WAYNE	12,477,219	27,996	606,769	669,786	1,304,551	79,783	0	79,783	1,575,049
CHIPPEWA LOCAL SCHOOLS	8504	WAYNE	12,171,577	27,310	591,905	653,379	1,272,594	77,829	0	77,829	1,536,467
DALTON LOCAL SCHOOLS	8507	WAYNE	8,907,187	19,985	433,157	478,144	931,286	56,955	0	56,955	1,124,390
TRIWAY LOCAL SCHOOLS	8509	WAYNE	17,687,471	39,686	860,144	949,476	1,849,306	113,099	0	113,099	2,232,760
GREEN LOCAL SCHOOLS	8510	WAYNE	10,496,954	23,553	510,468	563,484	1,097,505	67,121	0	67,121	1,325,073
NORWAYNE LOCAL SCHOOLS	8511	WAYNE	11,509,265	25,824	559,697	617,825	1,203,346	73,594	0	73,594	1,452,861
SOUTHEAST LOCAL SCHOOLS	8514	WAYNE	15,771,795	35,388	766,984	846,641	1,649,013	100,850	0	100,850	1,990,937
NORTHWESTERN LOCAL SCHOOLS	8517	WAYNE	13,477,408	30,240	655,408	723,477	1,409,125	86,179	0	86,179	1,701,307
EDGERTON LOCAL SCHOOLS	8602	WILLIAMS	5,921,208	13,286	287,949	317,855	619,090	37,862	0	37,862	747,458
EDON-NORTHWEST LOCAL SCHOOLS	8603	WILLIAMS	5,739,914	12,879	279,133	308,123	600,135	36,703	0	36,703	724,572
MILLCREEK-WEST UNITY LOCAL SCHOOLS	8606	WILLIAMS	5,745,702	12,892	279,414	308,433	600,739	36,740	0	36,740	725,303
NORTH CENTRAL LOCAL SCHOOLS	8608	WILLIAMS	6,446,931	14,465	313,515	346,076	674,056	41,224	0	41,224	813,822
STRYKER LOCAL SCHOOLS	8611	WILLIAMS	4,921,653	11,043	239,341	264,198	514,582	31,471	0	31,471	621,280
WOOD COUNTY ESC	8700	WOOD	8,565,315	19,218	416,532	459,792	895,542	54,769	0	54,769	1,081,234
ELMWOOD LOCAL SCHOOLS	8701	WOOD	13,562,217	30,430	659,532	728,029	1,417,991	86,721	0	86,721	1,712,013
EASTWOOD LOCAL SCHOOLS	8704	WOOD	15,951,916	35,792	775,743	856,310	1,667,845	102,002	0	102,002	2,013,674
LAKE LOCAL SCHOOLS	8710	WOOD	15,312,958	34,358	744,671	822,010	1,601,039	97,916	0	97,916	1,933,016
OTSEGO LOCAL SCHOOLS	8713	WOOD	14,797,019	33,201	719,581	794,314	1,547,096	94,617	0	94,617	1,867,887
NORTH BALTIMORE LOCAL SCHOOLS	8716	WOOD	7,450,280	16,717	362,308	399,936	778,961	47,639	0	47,639	940,479
NORTHWOOD LOCAL SCHOOLS	8722	WOOD	9,760,944	21,901	474,676	523,974	1,020,551	62,415	0	62,415	1,232,163
MOHAWK LOCAL SCHOOLS	8804	WYANDOT	8,850,308	19,858	430,391	475,091	925,340	56,592	0	56,592	1,117,210
MIDWEST REGIONAL ESC	8900	LOGAN	10,382,352	23,295	504,895	557,332	1,085,522	66,388	0	66,388	1,310,606
ADA EXEMPTED VILLAGE SCHOOLS	9001	HARDIN	9,377,527	21,041	456,030	503,392	980,463	59,963	0	59,963	1,183,763
AMHERST EX VLG SCHOOLS	9003	LORAIN	33,327,983	74,780	1,620,743	1,789,069	3,484,592	213,110	0	213,110	4,207,125
BARNESVILLE EX VLG SCHOOLS	9007	BELMONT	11,263,444	25,272	547,743	604,629	1,177,644	72,022	0	72,022	1,421,830
BLUFFTON EXEMPTED VILLAGE SCHOOLS	9011	ALLEN	10,178,516	22,838	494,982	546,390	1,064,210	65,085	0	65,085	1,284,875
BRADFORD EX VLG SCHOOLS	9013	DARKE	5,670,061	12,722	275,736	304,373	592,831	36,256	0	36,256	715,755
BRIDGEPORT EX VLG SCHOOLS	9015	BELMONT	7,720,855	17,324	375,466	414,461	807,251	49,370	0	49,370	974,634
CALDWELL EX VLG SCHOOLS	9019	NOBLE	7,292,754	16,363	354,647	391,480	762,490	46,632	0	46,632	920,594
CAREY EX VLG SCHOOLS	9021	WYANDOT	9,298,501	20,864	452,187	499,150	972,201	59,458	0	59,458	1,173,787
CARROLLTON EX VLG SCHOOLS	9023	CARROLL	20,801,439	46,673	1,011,576	1,116,636	2,174,885	133,011	0	133,011	2,625,849
CHAGRIN FALLS EX VLG SCHOOLS	9025	CUYAHOGA	27,477,729	61,653	1,336,245	1,475,023	2,872,921	175,701	0	175,701	3,468,624
CHESAPEAKE UNION EX VLG SCHOOLS	9029	LAWRENCE	12,357,365	27,727	600,940	663,352	1,292,019	79,017	0	79,017	1,559,920
CLYDE-GREEN SPRINGS EX VLG SCHOOLS	9031	SANDUSKY	21,929,264	49,204	1,066,423	1,177,178	2,292,805	140,223	0	140,223	2,768,219
COLDWATER EX VLG SCHOOLS	9033	MERCER	14,481,517	32,493	704,238	777,378	1,514,109	92,599	0	92,599	1,828,060
COLUMBIANA EX VLG SCHOOLS	9035	COLUMBIANA	10,443,102	23,432	507,849	560,593	1,091,874	66,777	0	66,777	1,318,275
COVINGTON EX VLG SCHOOLS	9037	MIAMI	8,538,065	19,157	415,207	458,329	892,693	54,595	0	54,595	1,077,794
CRESTLINE EX VLG SCHOOLS	9039	CRAWFORD	5,840,714	13,105	284,035	313,534	610,674	37,347	0	37,347	737,297
CROOKSVILLE EX VLG SCHOOLS	9041	PERRY	10,721,700	24,057	521,397	575,548	1,121,002	68,558	0	68,558	1,353,443
FAIRPORT HARBOR EX VLG SCHOOLS	9049	LAKE	6,829,138	15,323	332,102	366,593	714,018	43,668	0	43,668	862,070
GEORGETOWN EX VLG SCHOOLS	9053	BROWN	9,160,708	20,554	445,486	491,753	957,793	58,576	0	58,576	1,156,393
GIBSONBURG EX VLG SCHOOLS	9055	SANDUSKY	9,208,924	20,663	447,831	494,341	962,835	58,885	0	58,885	1,162,479
GRANVILLE EX VLG SCHOOLS	9059	LICKING	29,277,358	65,691	1,423,761	1,571,629	3,061,081	187,209	0	187,209	3,695,798
GREENFIELD EX VLG SCHOOLS	9061	HIGHLAND	19,385,301	43,496	942,709	1,040,616	2,026,821	123,956	0	123,956	2,447,084
HICKSVILLE EX VLG SCHOOLS	9065	DEFIANCE	10,832,749	24,306	526,798	581,509	1,132,613	69,268	0	69,268	1,367,461
HUBBARD EX VLG SCHOOLS	9067	TRUMBULL	16,188,448	36,323	787,246	869,007	1,692,576	103,514	0	103,514	2,043,533
INDIAN HILL EX VLG SCHOOLS	9069	HAMILTON	35,006,858	78,547	1,702,387	1,879,192	3,660,126	223,845	0	223,845	4,419,056
LEETONIA EX VLG SCHOOLS	9073	COLUMBIANA	6,663,819	14,952	324,062	357,718	696,732	42,611	0	42,611	841,201
LISBON EX VLG SCHOOLS	9075	COLUMBIANA	8,170,042	18,332	397,310	438,573	854,215	52,242	0	52,242	1,031,337
LOUDONVIL-PERRYSVL EX VLG SCHOOLS	9077	ASHLAND	11,130,954	24,975	541,300	597,517	1,163,792	71,175	0	71,175	1,405,105
MARYSVILLE EX VLG SCHOOLS	9085	UNION	55,680,402	124,933	2,707,744	2,988,962	5,821,639	356,038	0	356,038	7,028,760
MECHANICSBURG EX VLG SCHOOLS	9087	CHAMPAIGN	8,222,645	18,450	399,868	441,397	859,715	52,578	0	52,578	1,037,977
MENTOR EX VLG SCHOOLS	9088	LAKE	97,457,308	218,670	4,739,360	5,231,575	10,189,605	623,173	0	623,173	12,302,426
MILFORD EX VLG SCHOOLS	9091	CLERMONT	66,736,213	149,739	3,245,389	3,582,446	6,977,574	426,733	0	426,733	8,424,380

STATE TEACHERS RETIREMENT SYSTEM OF OHIO
Schedule of Collective Pension Amounts by Employer
As of and for the year ended June 30, 2020

Employer Name	Employer Code	County	Net Pension Liability	Deferred Outflows of Resources				Deferred Inflows of Resources				Pension Expense (Income)
				Differences Between Expected and Actual Experience	Net Difference Between Projected and Actual Earnings on Pension Plan Investments	Changes of Assumptions	Total Deferred Outflows of Resources	Differences Between Expected and Actual Experience	Net Difference Between Projected and Actual Earnings on Pension Plan Investments	Changes of Assumptions	Total Deferred Inflows of Resources	Proportionate Share of Plan Pension Expense (Income)
MONTPELIER EX VLG SCHOOLS	9099	WILLIAMS	9,424,478	21,146	458,313	505,912	985,371	60,263	0	0	60,263	1,189,690
MT GILEAD EX VLG SCHOOLS	9101	MORROW	9,861,845	22,128	479,583	529,391	1,031,102	63,060	0	0	63,060	1,244,900
NEWCOMERSTOWN EX VLG SCHOOLS	9103	TUSCARAWAS	10,707,644	24,025	520,714	574,794	1,119,533	68,468	0	0	68,468	1,351,669
NEW RICHMOND EX VLG SCHOOLS	9106	CLERMONT	22,149,856	49,699	1,077,150	1,189,019	2,315,868	141,633	0	0	141,633	2,796,065
NEWTON FALLS EX VLG SCHOOLS	9107	TRUMBULL	20,278	439,508	485,154	944,940	57,790	0	0	57,790	1,140,874	
PAULDING EX VLG SCHOOLS	9111	PAULDING	15,092,731	33,864	733,961	810,188	1,578,013	96,508	0	0	96,508	1,905,216
PERRYSBURG EX VLG SCHOOLS	9113	WOOD	59,227,022	132,891	2,880,217	3,179,347	6,192,455	378,716	0	0	378,716	7,476,464
RITTMAN EX VLG SCHOOLS	9117	WAYNE	10,024,162	22,492	487,476	538,104	1,048,072	64,098	0	0	64,098	1,265,390
ROSSFORD EX VLG SCHOOLS	9119	WOOD	21,346,447	47,896	1,038,080	1,145,892	2,231,868	136,496	0	0	136,496	2,694,648
TIPP CITY EX VLG SCHOOLS	9123	MIAMI	25,384,356	56,956	1,234,444	1,362,650	2,654,050	162,316	0	0	162,316	3,204,369
UPPER SANDUSKY EX VLG SCHOOLS	9125	WYANDOT	16,408,798	36,817	797,962	880,836	1,715,615	104,923	0	0	104,923	2,071,348
VERSAILLES EX VLG SCHOOLS	9127	DARKE	13,685,684	30,707	665,536	734,657	1,430,900	87,511	0	0	87,511	1,727,599
WAUSEON EX VLG SCHOOLS	9129	FULTON	17,638,923	39,577	857,783	946,869	1,844,229	112,789	0	0	112,789	2,226,632
WELLINGTON EX VLG SCHOOLS	9131	LORAIN	10,595,046	23,773	515,238	568,749	1,107,760	67,748	0	0	67,748	1,337,455
MILTON-UNION EX VLG SCHOOLS	9139	MIAMI	14,082,252	31,597	684,821	755,945	1,472,363	90,046	0	0	90,046	1,777,659
WINDHAM EX VLG SCHOOLS	9142	PORTAGE	6,667,567	14,960	324,245	357,920	697,125	42,635	0	0	42,635	841,674
YELLOW SPRINGS EX VLG SCHOOLS	9147	GREENE	8,701,638	19,524	423,162	467,110	909,796	55,641	0	0	55,641	1,098,443
ALLEN CO BD DEVELOPMENTAL DISABILITIES	9202	ALLEN	434,960	976	21,152	23,349	45,477	2,781	0	0	2,781	54,907
ASHLAND CO AND DEVELOPMNTL DISABILITIES	9203	ASHLAND	981,168	2,201	47,714	52,670	102,585	6,274	0	0	6,274	123,857
ATHENS CO BD DEVELOPMENTAL DISABILITIES	9205	ATHENS	1,386,979	3,112	67,449	74,454	145,015	8,869	0	0	8,869	175,084
BELMONT CO BD DEVELOPMENTAL DISABILITIES	9207	BELMONT	729,760	1,637	35,488	39,174	76,299	4,666	0	0	4,666	92,121
BUTLER CO BD DEVELOPMENTAL DISABILITIES	9209	BUTLER	872,149	1,957	42,413	46,818	91,188	5,577	0	0	5,577	110,095
CARROLL CO BD DEVELOPMENTAL DISABILITIES	9210	CARROLL	600,916	1,348	29,223	32,258	62,829	3,842	0	0	3,842	75,856
CLERMONT COUNTY AUDITOR	9213	CLERMONT	2,044,108	4,586	99,405	109,729	213,720	13,071	0	0	13,071	258,036
CLINTON CO BD DEVELOPMENTAL DISABILITIES	9214	CLINTON	177,638	399	8,639	9,536	18,574	1,136	0	0	1,136	22,424
COLUMBIANA CO BD DEVELOPMNTL DISABILITIES	9215	COLUMBIANA	1,012,263	2,271	49,226	54,339	105,836	6,473	0	0	6,473	127,782
COSHOCTON CO BD DEVELOPMNTL DISABILITIES	9216	COSHOCTON	669,353	1,502	32,551	35,931	69,984	4,280	0	0	4,280	84,495
CRAWFORD CO BD DEVELOPMNTL DISABILITIES	9217	CRAWFORD	817,290	1,834	39,745	43,873	85,452	5,226	0	0	5,226	103,170
CUYAHOGA CO BD DEVELOPMNTL DISABILITIES	9218	CUYAHOGA	5,393,491	12,102	262,286	289,526	563,914	34,488	0	0	34,488	680,842
DEFIANCE CO & BD DEVELOPMNTL DISABILITIES	9220	DEFIANCE	1,187,968	2,666	57,771	63,771	124,208	7,596	0	0	7,596	149,962
FAIRFIELD CO BD DEVELOPMNTL DISABILITIES	9223	FAIRFIELD	1,383,502	3,104	67,280	74,267	144,651	8,847	0	0	8,847	174,645
FAYETTE CO BD DEVELOPMENTAL DISABILITIES	9224	FAYETTE	549,012	1,232	26,699	29,471	57,402	3,511	0	0	3,511	69,304
FRANKLIN CO BD DEVELOPMNTL DISABILITIES	9225	FRANKLIN	17,491,121	39,246	850,595	938,935	1,828,776	111,844	0	0	111,844	2,207,974
FULTON CO BD DEVELOPMENTAL DISABILITIES	9226	FULTON	171,838	386	8,357	9,224	17,967	1,099	0	0	1,099	21,692
GALLIA CO BD DEVELOPMENTAL DISABILITIES	9227	GALLIA	1,071,273	2,404	52,096	57,507	112,007	6,850	0	0	6,850	135,231
GEAUGA CO BD DEVELOPMENTAL DISABILITIES	9228	GEAUGA	187,479	421	9,117	10,064	19,602	1,199	0	0	1,199	23,666
GUERNSEY CO BD DEVELOPMNTL DISABILITIES	9230	GUERNSEY	20,136	45	979	1,081	2,105	129	0	0	129	2,542
HAMILTON CO BD DEVELOPMNTL DISABILITIES	9231	HAMILTON	3,662,313	8,217	178,099	196,595	382,911	23,418	0	0	23,418	462,308
HANCOCK CO BD DEVELOPMENTAL DISABILITIES	9232	HANCOCK	462,863	1,039	22,509	24,847	48,395	2,960	0	0	2,960	58,429
HARDIN CO BD DEVELOPMENTAL DISABILITIES	9233	HARDIN	848,342	1,903	41,255	45,540	88,698	5,425	0	0	5,425	107,090
HARRISON CO BD DEVELOPMNTL DISABILITIES	9234	HARRISON	292,995	657	14,248	15,728	30,633	1,874	0	0	1,874	36,986
HIGHLAND CO BD DEVELOPMNTL DISABILITIES	9236	HIGHLAND	431,989	969	21,008	23,189	45,166	2,762	0	0	2,762	54,532
HOLMES CO BD DEVELOPMENTAL DISABILITIES	9238	HOLMES	661,753	1,485	32,181	35,523	69,189	4,231	0	0	4,231	83,536
HURON CO BD DEVELOPMENTAL DISABILITIES	9239	HURON	273,650	614	13,308	14,690	28,612	1,750	0	0	1,750	34,544
JACKSON CO BD DEVELOPMENTAL DISABILITIES	9240	JACKSON	963,481	2,162	46,854	51,720	100,736	6,161	0	0	6,161	121,624
JEFFERSON CO BD DEVELOPMNTL DISABILITIES	9241	JEFFERSON	1,489,739	3,343	72,446	79,970	155,759	9,526	0	0	9,526	188,056
LAKE CO BD DEVELOPMENTAL DISABILITIES	9243	LAKE	1,196,514	2,685	58,187	64,230	125,102	7,651	0	0	7,651	151,041
LAWRENCE CO BD DEVELOPMNTL DISABILITIES	9244	LAWRENCE	1,094,870	2,457	53,244	58,773	114,474	7,001	0	0	7,001	138,210
LICKING CO BD DEVELOPMENTAL DISABILITIES	9245	LICKING	186,942	419	9,091	10,035	19,545	1,195	0	0	1,195	23,598
LOGAN CO DEVELOPMNTL DISABILITIES - JDC	9246	LOGAN	1,594,991	3,579	77,565	85,620	166,764	10,199	0	0	10,199	201,342
LORAIN CO BD DEVELOPMENTAL DISABILITIES	9247	LORAIN	3,012,089	6,758	146,478	161,691	314,927	19,260	0	0	19,260	380,228
MADISON CO BD DEVELOPMENTAL DISABILITIES	9249	MADISON	568,430	1,275	27,643	30,514	59,432	3,635	0	0	3,635	71,755
MAHONING CO BD DEVELOPMNTL DISABILITIES	9250	MAHONING	1,364,237	3,061	66,343	73,233	142,637	8,723	0	0	8,723	172,213
MEDINA CO BD DEVELOPMENTAL DISABILITIES	9252	MEDINA	2,595,107	5,823	126,200	139,307	271,330	16,594	0	0	16,594	327,591
MEIGS CO BD DEVELOPMENTAL DISABILITIES	9253	MEIGS	712,817	1,599	34,664	38,265	74,528	4,558	0	0	4,558	89,982
MONROE CO BD DEVELOPMENTAL DISABILITIES	9256	MONROE	361,795	812	17,594	19,421	37,827	2,313	0	0	2,313	45,671
MUSKINGUM CO BD DEVELOPMNTL DISABILITIES	9260	MUSKINGUM	1,287,181	2,888	62,596	69,097	134,581	8,231	0	0	8,231	162,486

STATE TEACHERS RETIREMENT SYSTEM OF OHIO
Schedule of Collective Pension Amounts by Employer
As of and for the year ended June 30, 2020

Employer Name	Employer Code	County	Net Pension Liability	Deferred Outflows of Resources			Deferred Inflows of Resources			Pension Expense (Income)	
				Differences Between Expected and Actual Experience	Net Difference Between Projected and Actual Earnings on Pension Plan Investments	Total Deferred Outflows of Resources	Differences Between Expected and Actual Experience	Net Difference Between Projected and Actual Earnings on Pension Plan Investments	Total Deferred Inflows of Resources		
PICKAWAY CO BD DEVELOPMNTL DISABILITIES	9265	PICKAWAY	166,718	374	8,108	8,950	17,432	1,066	0	1,066	21,046
PIKE CO BD DEVELOPMENTAL DISABILITIES	9266	PIKE	389,483	874	18,941	20,908	40,723	2,490	0	2,490	49,166
PORTAGE CO BD DEVELOPMENTAL DISABILITIES	9267	PORTAGE	919,898	2,064	44,735	49,381	96,180	5,882	0	5,882	116,122
RICHLAND CO BD DEVELOPMNTL DISABILITIES	9270	RICHLAND	643,821	1,445	31,309	34,561	67,315	4,117	0	4,117	81,272
ROSS CO BD DEVELOPMENTAL DISABILITIES	9271	ROSS	2,827,918	6,345	137,522	151,805	295,672	18,083	0	18,083	356,979
SANDUSKY CO BD DEVELOPMNTL DISABILITIES	9272	SANDUSKY	889,776	1,996	43,270	47,764	93,030	5,690	0	5,690	112,320
SCIOTO CO BD DEVELOPMENTAL DISABILITIES	9273	SCIOTO	1,296,271	2,909	63,038	69,585	135,532	8,289	0	8,289	163,633
SENECA CO BD DEVELOPMENTAL DISABILITIES	9274	SENECA	1,025,835	2,302	49,886	55,068	107,256	6,560	0	6,560	129,495
SHELBY CO BD DEVELOPMENTAL DISABILITIES	9275	SHELBY	2,113,443	4,742	102,777	113,451	220,970	13,514	0	13,514	266,788
STARK CO BD DEVELOPMENTAL DISABILITIES	9276	STARK	6,188,559	13,886	300,950	332,206	647,042	39,572	0	39,572	781,207
SUMMIT CO BD DEVELOPMENTAL DISABILITIES	9277	SUMMIT	1,411,141	3,166	68,624	75,751	147,541	9,023	0	9,023	178,134
TRUMBULL CO BD DEVELOPMNTL DISABILITIES	9278	TRUMBULL	5,551,307	12,456	269,961	297,998	580,415	35,497	0	35,497	700,764
TUSCARAWAS CO BD DEVELOPMNTL DISABILITIES	9279	TUSCARAWAS	693,204	1,555	33,711	37,212	72,478	4,433	0	4,433	87,506
UNION CO BD DEVELOPMENTAL DISABILITIES	9280	UNION	2,161,918	4,851	105,134	116,053	226,038	13,824	0	13,824	272,908
WARREN CO BD DEVELOPMENTAL DISABILITIES	9283	WARREN	164,417	369	7,996	8,826	17,191	1,051	0	1,051	20,755
WASHINGTON CO BD DEVELOPMNTL DISABILITIES	9284	WASHINGTON	1,143,604	2,566	55,614	61,389	119,569	7,313	0	7,313	144,362
WAYNE CO BD DEVELOPMENTAL DISABILITIES	9285	WAYNE	1,282,936	2,879	62,389	68,869	134,137	8,204	0	8,204	161,950
WOOD CO BD DEVELOPMENTAL DISABILITIES	9287	WOOD	1,095,792	2,459	53,288	58,823	114,570	7,007	0	7,007	138,326
WYANDOT CO BD DEVELOPMENTAL DISABILITIES	9288	WYANDOT	163,612	367	7,956	8,783	17,106	1,046	0	1,046	20,653
THE OHIO STATE UNIVERSITY	9301	FRANKLIN	1,175,835,419	2,638,280	57,181,007	63,119,652	122,938,939	7,518,665	0	7,518,665	148,430,416
BOWLING GREEN STATE UNIVERSITY	9302	WOOD	126,469,432	283,766	6,150,222	6,788,966	13,222,954	808,686	0	808,686	15,964,743
KENT STATE UNIVERSITY	9303	PORTAGE	257,709,887	578,236	12,532,460	13,834,044	26,944,740	1,647,879	0	1,647,879	32,531,752
MIAMI UNIVERSITY	9304	BUTLER	183,633,591	412,028	8,930,122	9,857,577	19,199,727	1,174,211	0	1,174,211	23,180,804
OHIO UNIVERSITY	9305	ATHENS	210,401,342	472,089	10,231,834	11,294,473	21,998,396	1,345,354	0	1,345,354	26,559,793
CENTRAL STATE UNIVERSITY	9306	GREENE	14,924,549	33,487	725,782	801,160	1,560,429	95,432	0	95,432	1,883,986
THE UNIVERSITY OF AKRON	9417	SUMMIT	149,618,884	335,707	7,275,983	8,031,644	15,643,334	956,711	0	956,711	18,886,991
THE UNIVERSITY OF TOLEDO	9418	LUCAS	193,829,708	434,905	9,425,960	10,404,912	20,265,777	1,239,409	0	1,239,409	24,467,901
CUYAHOGA COMMUNITY COLLEGE	9419	CUYAHOGA	121,752,783	273,183	5,920,851	6,535,773	12,729,807	778,526	0	778,526	15,369,342
LORAIN COUNTY COMMUNITY COLLEGE	9420	LORAIN	44,092,774	98,933	2,144,236	2,366,930	4,610,099	281,943	0	281,943	5,566,008
CLARK STATE COMMUNITY COLLEGE	9421	CLARK	17,247,787	38,700	1,247,787	838,762	925,873	110,288	0	110,288	2,177,257
SINCLAIR COMMUNITY COLLEGE	9422	MONTGOMERY	77,563,775	174,034	3,771,935	4,163,677	8,109,646	495,967	0	495,967	9,791,186
LAKELAND COMMUNITY COLLEGE	9423	LAKE	37,439,960	84,006	1,820,709	2,009,803	3,914,518	239,403	0	239,403	4,726,196
COLUMBUS STATE COMMUNITY COLLEGE	9424	FRANKLIN	106,762,812	239,549	5,191,887	5,731,101	11,162,537	682,675	0	682,675	13,477,098
WRIGHT STATE UNIVERSITY	9425	GREENE	122,077,221	273,911	5,936,629	6,553,189	12,763,729	780,601	0	780,601	15,410,297
WASHINGTON STATE COMMUNITY COLLEGE	9426	WASHINGTON	7,706,932	17,292	374,789	413,713	805,794	49,281	0	49,281	972,877
SHAWNEE STATE UNIVERSITY	9427	SCIOTO	22,335,934	50,116	1,086,199	1,199,008	2,335,323	142,823	0	142,823	2,819,554
YOUNGSTOWN STATE UNIVERSITY	9428	MAHONING	76,130,559	170,818	3,702,238	4,086,741	7,959,797	486,803	0	486,803	9,610,266
EDISON COMMUNITY COLLEGE	9429	MIAMI	8,146,898	18,280	396,185	437,331	851,796	52,094	0	52,094	1,028,416
UNIVERSITY OF CINCINNATI	9430	HAMILTON	371,393,888	833,315	18,060,926	19,936,679	38,830,920	2,374,810	0	2,374,810	46,882,539
CLEVELAND STATE UNIVERSITY	9431	CUYAHOGA	114,716,710	257,396	5,578,686	6,158,072	11,994,154	733,535	0	733,535	14,481,150
NORTHEAST OHIO MEDICAL UNIVERSITY	9433	PORTAGE	22,479,738	50,439	1,093,192	1,206,728	2,350,359	143,743	0	143,743	2,837,707
STATE OF OHIO	9501	FRANKLIN	88,003,932	197,459	4,279,641	4,724,111	9,201,211	562,725	0	562,725	11,109,089
CENTRAL OHIO YOUTH CENTER	9503	UNION	389,258	873	18,930	20,896	40,699	2,489	0	2,489	49,138
NORTHERN BUCKEYE EDUCATION COUNCIL	9507	FULTON	132,171	297	6,427	7,095	13,819	845	0	845	16,684
MIAMI COUNTY JUVENILE PROGRAM	9515	MIAMI	190,799	428	9,279	10,242	19,949	1,220	0	1,220	24,085
MIDLAND COUNCIL OF GOVERNMENTS	9519	WAYNE	712,822	1,599	34,665	38,265	74,529	4,558	0	4,558	89,982
PORTAGE COUNTY DETENTION CTR	9521	PORTAGE	203,003	455	9,872	10,897	21,224	1,298	0	1,298	25,626
METROPOLITAN EDUCATIONAL TECH ASSOC	9527	MARION	182,127	409	8,857	9,777	19,043	1,165	0	1,165	22,991
ESC COUNCIL OF GOVERNMENTS	9531	FRANKLIN	68,042,538	152,670	3,308,916	3,652,570	7,114,156	435,086	0	435,086	8,589,282
CENTER FOR COLLABORATIVE SOLUTIONS	9536	HAMILTON	11,262,916	25,271	547,717	604,601	1,177,589	72,019	0	72,019	1,421,763
SW OHIO COUNCIL OF GOVERNMENTS	9537	WARREN	7,937,778	17,810	386,015	426,105	829,930	50,757	0	50,757	1,002,018
MAHONING VALLEY REGIONAL COUNCIL OF	9538	MAHONING	3,939,224	8,839	191,565	211,460	411,864	25,189	0	25,189	497,264
MIAMI VALLEY EDUCATIONAL COMPUTER	9554	GREENE	71,931	161	3,498	3,861	7,520	460	0	460	9,080
GREEN INSPIRATION ACADEMY	9602	CUYAHOGA	2,335,823	5,241	113,591	125,389	244,221	14,936	0	14,936	294,860
MIDDLEBURY ACADEMY	9603	SUMMIT	1,386,183	3,110	67,410	74,411	144,931	8,864	0	8,864	174,983
YOUNGSTOWN COMMUNITY SCHOOL	9605	MAHONING	2,908,243	6,525	141,428	156,116	304,069	18,596	0	18,596	367,119
CONSTELLATION OLD BROOKLYN COMM ELEM	9608	CUYAHOGA	3,040,341	6,822	147,852	163,208	317,882	19,441	0	19,441	383,794

STATE TEACHERS RETIREMENT SYSTEM OF OHIO
Schedule of Collective Pension Amounts by Employer
As of and for the year ended June 30, 2020

Employer Name	Employer Code	County	Net Pension Liability	Deferred Outflows of Resources				Deferred Inflows of Resources				Pension Expense (Income)
				Differences Between Expected and Actual Experience	Net Difference Between Projected and Actual Earnings on Pension Plan Investments	Changes of Assumptions	Total Deferred Outflows of Resources	Differences Between Expected and Actual Experience	Net Difference Between Projected and Actual Earnings on Pension Plan Investments	Changes of Assumptions	Total Deferred Inflows of Resources	Proportionate Share of Plan Pension Expense (Income)
CITY DAY COMMUNITY SCHOOL	9610	MONTGOMERY	1,461,497	3,279	71,073	78,454	152,806	9,345	0	0	9,345	184,491
AUTISM MODEL SCHOOL	9613	LUCAS	2,629,493	5,900	127,873	141,153	274,926	16,814	0	0	16,814	331,931
EDGE ACADEMY	9615	SUMMIT	1,763,480	3,957	85,758	94,665	184,380	11,276	0	0	11,276	222,611
SUMMIT ACADEMY AKRON ELEM SCH	9617	SUMMIT	1,923,244	4,315	93,528	103,241	201,084	12,298	0	0	12,298	242,779
TOWPATH TRAIL HIGH SCHOOL	9619	SUMMIT	4,471,021	10,032	217,426	240,007	467,465	28,589	0	0	28,589	564,395
DOHN COMMUNITY HIGH SCHOOL	9622	HAMILTON	3,959,973	8,885	192,574	212,574	414,033	25,321	0	0	25,321	499,883
LIGHTHOUSE COMMUNITY SCHOOL	9623	HAMILTON	889,998	1,997	43,281	47,776	93,054	5,691	0	0	5,691	112,348
CINCINNATI COLLEGE PREP ACADEMY	9624	HAMILTON	7,313,595	16,410	355,661	392,599	764,670	46,765	0	0	46,765	923,224
QUEEN CITY CAREER PREP HS	9625	HAMILTON	484,360	1,087	23,554	26,001	50,642	3,097	0	0	3,097	61,143
RIVERSIDE ACADEMY	9627	HAMILTON	1,141,806	2,562	55,526	61,293	119,381	7,301	0	0	7,301	144,135
HORIZON SCIENCE ACADEMY CLEVELAND	9631	CUYAHOGA	3,545,434	7,955	172,415	190,321	370,691	22,671	0	0	22,671	447,554
INVICTUS HIGH SCHOOL	9634	CUYAHOGA	2,861,067	6,420	139,134	153,584	299,138	18,295	0	0	18,295	361,164
INTERGENERATIONAL SCHOOL	9636	CUYAHOGA	2,084,637	4,677	101,376	111,905	217,958	13,330	0	0	13,330	263,152
HORIZON SCIENCE ACADEMY COLUMBUS	9640	FRANKLIN	4,833,493	10,845	4,833,493	235,053	259,465	30,907	0	0	30,907	610,151
MILLENNIUM SCHOOL	9641	FRANKLIN	3,594,115	8,064	174,782	192,935	375,781	22,982	0	0	22,982	453,700
CITIZENS ACADEMY	9652	CUYAHOGA	3,410,457	7,652	165,851	183,076	356,579	21,808	0	0	21,808	430,516
TOLEDO SCHOOL FOR THE ARTS	9655	LUCAS	5,789,122	12,989	281,526	310,764	605,279	37,017	0	0	37,017	730,784
SUMMIT ACADEMY-CANTON	9659	STARK	1,842,061	4,133	89,580	98,883	192,596	11,779	0	0	11,779	232,531
GRAHAM SCHOOL	9662	FRANKLIN	9,983,841	22,401	485,515	535,939	1,043,855	63,840	0	0	63,840	1,260,300
RICHARD ALLEN PREPARATORY ACADEMY	9664	MONTGOMERY	4,611,503	10,347	224,258	247,549	482,154	29,487	0	0	29,487	582,129
CORNERSTONE ACADEMY	9665	FRANKLIN	5,197,623	11,662	252,761	279,012	543,435	33,235	0	0	33,235	656,117
T C P WORLD ACADEMY	9667	HAMILTON	2,818,922	6,325	137,084	151,322	294,731	18,025	0	0	18,025	355,844
STARK HIGH SCHOOL	9671	STARK	477,553	1,072	23,223	25,635	49,930	3,054	0	0	3,054	60,283
SKYWAY CAREER PREP HS	9672	LUCAS	558,156	1,252	27,143	29,962	58,357	3,569	0	0	3,569	70,458
FOCUS LEARNING ACADEMY EAST	9673	FRANKLIN	1,174,715	2,636	57,127	63,060	122,823	7,512	0	0	7,512	148,289
RANDALL PARK HIGH SCHOOL	9674	CUYAHOGA	386,277	867	18,785	20,736	40,388	2,470	0	0	2,470	48,761
MARSHALL HIGH SCHOOL	9675	BUTLER	2,284,318	5,125	111,087	122,624	238,836	14,607	0	0	14,607	288,359
CLIFF PARK HIGH SCHOOL	9676	CLARK	1,178,909	2,645	57,330	63,285	123,260	7,538	0	0	7,538	148,818
RIVER GATE HIGH SCHOOL	9677	TRUMBULL	753,693	1,691	36,652	40,459	78,802	4,819	0	0	4,819	95,142
DAYTON LEADERSHIP ACAD-DAYTON VIEW	9678	MONTGOMERY	4,355,676	9,773	211,817	233,816	455,406	27,852	0	0	27,852	549,834
CONSTELLATION PARMA COMMUNITY	9679	CUYAHOGA	9,824,249	22,043	477,754	527,372	1,027,169	62,819	0	0	62,819	1,240,154
CONSTELLATION WESTPARK COMM ELEM	9682	CUYAHOGA	2,141,245	4,804	104,129	114,943	223,876	13,692	0	0	13,692	270,298
CONSTELLATION ELYRIA COMMUNITY	9683	LORAIN	3,394,911	7,617	165,095	182,241	354,953	21,708	0	0	21,708	428,553
CONSTELLATION LORAIN COMM ELEM	9684	LORAIN	1,737,041	3,897	84,472	93,246	181,615	11,107	0	0	11,107	219,274
SCIOTOVILLE COMMUNITY SCHOOL	9685	SCIOTO	3,134,158	7,032	152,414	168,244	327,690	20,041	0	0	20,041	395,637
WEST PREPARATORY ACADEMY	9689	CUYAHOGA	945,875	2,122	45,998	50,775	98,895	6,048	0	0	6,048	119,402
PHOENIX COMMUNITY LEARNING CENTER	9691	HAMILTON	3,674,007	8,244	178,667	197,223	384,134	23,493	0	0	23,493	463,785
SUMMIT ACADEMY-LORAIN	9692	LORAIN	1,247,527	2,799	60,667	66,968	130,434	7,977	0	0	7,977	157,480
SUMMIT ACADEMY-MIDDLETOWN	9693	BUTLER	1,367,467	3,068	66,500	73,407	142,975	8,744	0	0	8,744	172,621
THE AUTISM ACADEMY OF LEARNING	9695	LUCAS	819,262	1,838	39,841	43,979	85,658	5,239	0	0	5,239	103,419
YOUTHBUILD COLUMBUS COMMUNITY SCH	9696	FRANKLIN	1,475,443	3,311	71,751	79,203	154,265	9,434	0	0	9,434	186,251
WASHINGTON PARK COMMUNITY SCHOOL	9697	CUYAHOGA	1,512,941	3,395	73,574	81,216	158,185	9,674	0	0	9,674	190,985
HAMILTON CTY MATH AND SCIENCE	9702	HAMILTON	4,597,196	10,315	223,562	246,781	480,658	29,396	0	0	29,396	580,322
SUMMIT ACADEMY AKRON MIDDLE SCH	9705	SUMMIT	1,147,023	2,574	55,780	61,573	119,927	7,334	0	0	7,334	144,793
THE ARTS AND COLLEGE PREP ACAD	9707	FRANKLIN	3,476,189	7,800	169,047	186,604	363,451	22,228	0	0	22,228	438,813
SUMMIT ACADEMY-XENIA	9708	GREENE	2,856,533	6,409	138,914	153,341	298,664	18,266	0	0	18,266	360,592
TRECA DIGITAL ACADEMY	9709	MARION	8,880,600	19,926	431,865	476,717	928,508	56,785	0	0	56,785	1,121,034
OHIO DISTANCE AND ELEC LEARNING ACAD	9712	LUCAS	10,189,937	22,864	495,538	547,003	1,065,405	65,158	0	0	65,158	1,286,317
BLACK RIVER CAREER PREP HS	9713	LORAIN	665,136	1,492	32,346	35,705	69,543	4,253	0	0	4,253	83,963
FOCUS LEARNING ACADEMY WEST	9716	FRANKLIN	1,350,401	3,030	65,670	72,490	141,190	8,635	0	0	8,635	170,467
FOCUS LEARNING ACADEMY NORTH	9717	FRANKLIN	3,115,028	6,989	151,484	167,217	325,690	19,918	0	0	19,918	393,222
MOUND STREET ACADEMIES	9724	MONTGOMERY	2,121,067	4,759	103,148	113,860	221,767	13,563	0	0	13,563	267,751
NORTH DAYTON SCHOOL OF DISCOVERY	9725	MONTGOMERY	2,383,928	5,349	115,931	127,971	249,251	15,244	0	0	15,244	300,933
TROTWOOD PREP AND FITNESS ACADEMY	9726	MONTGOMERY	3,031,698	6,802	147,432	162,744	316,978	19,386	0	0	19,386	382,703
MIDDLETOWN PREP AND FITNESS ACADEMY	9727	BUTLER	2,585,235	5,801	125,720	138,777	270,298	16,531	0	0	16,531	326,345
HOPE ACADEMY NORTHCOAST CAMPUS	9733	CUYAHOGA	1,723,951	3,868	83,836	92,543	180,247	11,023	0	0	11,023	217,621
OHIO VIRTUAL ACADEMY	9735	LUCAS	41,652,745	93,458	2,025,578	2,235,948	4,354,984	266,341	0	0	266,341	5,257,993

STATE TEACHERS RETIREMENT SYSTEM OF OHIO
Schedule of Collective Pension Amounts by Employer
As of and for the year ended June 30, 2020

Employer Name	Employer Code	County	Net Pension Liability	Deferred Outflows of Resources				Deferred Inflows of Resources				Pension Expense (Income)
				Differences Between Expected and Actual Experience	Net Difference Between Projected and Actual Earnings on Pension Plan Investments	Changes of Assumptions	Total Deferred Outflows of Resources	Differences Between Expected and Actual Experience	Net Difference Between Projected and Actual Earnings on Pension Plan Investments	Changes of Assumptions	Total Deferred Inflows of Resources	Proportionate Share of Plan Pension Expense (Income)
MIAMI VALLEY ACADEMIES	9737	MONTGOMERY	914,851	2,053	44,489	49,110	95,652	5,850	0	0	5,850	115,485
GREAT WESTERN ACADEMY	9742	FRANKLIN	5,578,296	12,516	271,273	299,447	583,236	35,669	0	0	35,669	704,171
INTERNATIONAL ACADEMY OF COLUMBUS	9743	FRANKLIN	1,937,864	4,348	94,239	104,026	202,613	12,391	0	0	12,391	244,624
WEST CENTRAL LEARNING ACADEMY	9746	ALLEN	513,049	1,151	24,950	27,541	53,642	3,281	0	0	3,281	64,764
LAKE ERIE INTERNATIONAL HIGH SCH	9749	CUYAHOGA	1,348,112	3,025	65,559	72,368	140,952	8,620	0	0	8,620	170,178
TOMORROW CENTER	9750	MORROW	762	2	37	41	80	5	0	0	5	96
GOAL DIGITAL ACADEMY	9756	RICHLAND	4,642,971	10,418	225,788	249,238	485,444	29,689	0	0	29,689	586,101
CONSTELLATION PURITAS COMM ELEM	9760	CUYAHOGA	1,871,525	4,199	91,012	100,465	195,676	11,967	0	0	11,967	236,250
GLASS CITY ACADEMY	9764	LUCAS	1,895,433	4,253	92,175	101,748	198,176	12,120	0	0	12,120	239,268
PATHWAY SCHOOL OF DISCOVERY	9765	MONTGOMERY	3,210,352	7,203	156,120	172,334	335,657	20,528	0	0	20,528	405,256
ALLIANCE ACADEMY	9766	HAMILTON	3,519,769	7,897	171,167	188,944	368,008	22,507	0	0	22,507	444,315
OHIO CONNECTIONS ACADEMY	9774	CUYAHOGA	18,511,674	41,536	900,225	993,719	1,935,480	118,370	0	0	118,370	2,336,803
QUAKER DIGITAL ACADEMY	9776	TUSCARAWAS	3,239,843	7,269	157,554	173,917	338,740	20,717	0	0	20,717	408,978
FOXFIRE HIGH SCHOOL	9783	MUSKINGUM	2,340,752	5,252	113,831	125,653	244,736	14,968	0	0	14,968	295,482
HORIZON SCIENCE ACADEMY TOLEDO	9793	LUCAS	4,639,539	10,410	225,621	249,054	485,085	29,667	0	0	29,667	585,668
ASHTABULA COUNTY TECH CAREER CTR	9801	ASHTABULA	11,314,101	25,386	550,206	607,349	1,182,941	72,346	0	0	72,346	1,428,224
EASTLAND-FAIRFIELD JVS	9804	FRANKLIN	21,199,500	47,566	1,030,934	1,138,004	2,216,504	135,556	0	0	135,556	2,676,098
EHOVE JVS	9805	ERIE	14,960,024	33,567	727,508	803,064	1,564,139	95,659	0	0	95,659	1,888,464
FOUR COUNTY JVS	9806	FULTON	17,653,772	39,611	858,505	947,667	1,845,783	112,884	0	0	112,884	2,228,506
GREENE COUNTY JVS	9807	GREENE	13,507,879	30,308	656,890	725,112	1,412,310	86,374	0	0	86,374	1,705,154
KNOX COUNTY CAREER CENTER	9808	KNOX	10,181,398	22,845	495,123	546,544	1,064,512	65,103	0	0	65,103	1,285,239
AUBURN CAREER CENTER	9809	LAKE	7,842,541	17,597	381,384	420,993	819,974	50,148	0	0	50,148	989,995
MID-EAST CAREER AND TECHNOLOGY CTR	9811	MUSKINGUM	17,030,697	38,213	828,205	914,220	1,780,638	108,900	0	0	108,900	2,149,853
PENTA COUNTY VOCATIONAL SCHOOL	9812	WOOD	30,024,706	67,368	1,460,105	1,611,747	3,139,220	191,988	0	0	191,988	3,790,139
PIKE COUNTY JVS	9813	PIKE	5,638,386	12,651	274,195	302,672	589,518	36,054	0	0	36,054	711,756
PIONEER JVS	9814	RICHLAND	18,290,785	41,040	889,483	981,862	1,912,385	116,957	0	0	116,957	2,308,919
VANGUARD-SENTINEL CAREER CENTER	9815	SANDUSKY	11,905,733	26,713	578,977	639,108	1,244,798	76,129	0	0	76,129	1,502,908
SPRINGFIELD-CLARK CTC	9816	CLARK	11,677,960	26,202	567,900	626,881	1,220,983	74,673	0	0	74,673	1,474,156
TRI COUNTY CAREER CENTER	9818	ATHENS	7,369,326	16,535	358,371	395,590	770,496	47,122	0	0	47,122	930,260
TRUMBULL CAREER AND TECH CENTER	9819	TRUMBULL	16,418,271	36,838	798,422	881,344	1,716,604	104,984	0	0	104,984	2,072,544
WAYNE COUNTY JVS	9820	WAYNE	13,008,571	29,188	632,608	698,309	1,360,105	83,181	0	0	83,181	1,642,124
EASTERN GATEWAY COMMUNITY COLLEGE	9822	JEFFERSON	29,747,384	66,746	1,446,619	1,596,860	3,110,225	190,214	0	0	190,214	3,755,131
BELMONT-HARRISON AREA JVS	9824	BELMONT	6,959,528	15,615	338,443	373,592	727,650	44,501	0	0	44,501	878,529
LORAIN COUNTY JVS	9825	LORAIN	17,679,222	39,668	859,743	949,033	1,848,444	113,047	0	0	113,047	2,231,719
MIAMI VALLEY CAREER TECHNOLOGY CTR	9827	MONTGOMERY	37,580,130	84,320	1,827,526	2,017,327	3,929,173	240,299	0	0	240,299	4,743,890
SCIOTO COUNTY CAREER TECHNICAL CENTER	9828	SCIOTO	10,082,781	22,623	490,327	541,251	1,054,201	64,473	0	0	64,473	1,272,790
NORTHWEST STATE COMMUNITY COLLEGE	9829	FULTON	11,228,608	25,194	546,048	602,759	1,174,001	71,799	0	0	71,799	1,417,432
NORTH CENTRAL STATE COLLEGE	9831	RICHLAND	8,444,911	18,948	410,677	453,329	882,954	53,999	0	0	53,999	1,066,035
CINCINNATI ST TECH AND COMM COLLEGE	9833	HAMILTON	36,738,462	82,432	1,786,595	1,972,146	3,841,173	234,917	0	0	234,917	4,637,643
WASHINGTON COUNTY JVS	9836	WASHINGTON	7,027,588	15,768	341,752	377,246	734,766	44,937	0	0	44,937	887,121
TERRA COMMUNITY COLLEGE	9837	SANDUSKY	8,563,692	19,215	416,453	459,705	895,373	54,759	0	0	54,759	1,081,029
MAHONING CTY CAREER AND TECH CTR	9838	MAHONING	12,135,450	27,229	590,148	651,439	1,268,816	77,598	0	0	77,598	1,531,906
OWENS STATE COMM COLLEGE	9839	WOOD	34,468,199	77,338	1,676,192	1,850,277	3,603,807	220,401	0	0	220,401	4,351,059
GREAT OAKS CAREER CAMPUSES	9840	HAMILTON	61,566,295	138,139	2,993,976	3,304,921	6,437,036	393,674	0	0	393,674	7,771,760
HOCKING COLLEGE	9841	ATHENS	12,855,688	28,845	625,174	690,102	1,344,121	82,203	0	0	82,203	1,622,825
CUYAHOGA VALLEY CAREER CENTER	9842	CUYAHOGA	12,374,716	27,766	601,784	664,283	1,293,833	79,128	0	0	79,128	1,562,110
CAREER AND TECH CTRS OF LICKING CO	9844	LUCKING	13,623,751	30,568	662,525	731,332	1,424,425	87,115	0	0	87,115	1,719,781
SOUTHERN HILLS JVS	9845	BROWN	5,788,099	12,987	281,476	310,709	605,172	37,011	0	0	37,011	730,655
GALLIA-JACKSON-VINTON JVS	9847	GALLIA	11,485,204	25,770	558,527	616,534	1,200,831	73,440	0	0	73,440	1,449,823
ZANE STATE COLLEGE	9848	MUSKINGUM	7,905,459	17,738	384,443	424,370	826,551	50,550	0	0	50,550	997,938
MEDINA COUNTY JVS	9849	MEDINA	14,808,559	33,227	720,142	794,934	1,548,303	94,691	0	0	94,691	1,869,344
BELMONT COLLEGE	9851	BELMONT	5,953,106	13,357	289,500	319,567	622,424	38,066	0	0	38,066	751,484
ASHLAND COUNTY-WEST HOLMES JVS	9852	ASHLAND	6,212,148	13,939	302,097	333,472	649,508	39,722	0	0	39,722	784,184
MARION TECHNICAL COLLEGE	9854	MARION	10,784,942	24,199	524,473	578,943	1,127,615	68,962	0	0	68,962	1,361,426
CENTRAL OHIO TECHNICAL COLLEGE	9855	LUCKING	14,259,038	31,994	693,419	765,435	1,490,848	91,177	0	0	91,177	1,799,976
RHODES STATE COLLEGE	9858	ALLEN	11,345,966	25,458	551,756	609,059	1,186,273	72,550	0	0	72,550	1,432,247
OHIO HI-POINT JVS	9860	LOGAN	13,567,964	30,443	659,812	728,338	1,418,593	86,758	0	0	86,758	1,712,738

STATE TEACHERS RETIREMENT SYSTEM OF OHIO
Schedule of Collective Pension Amounts by Employer
As of and for the year ended June 30, 2020

Employer Name	Employer Code	County	Net Pension Liability	Deferred Outflows of Resources				Deferred Inflows of Resources				Pension Expense (Income)
				Differences Between Expected and Actual Experience	Net Difference Between Projected and Actual Earnings on Pension Plan Investments		Total Deferred Outflows of Resources	Differences Between Expected and Actual Experience	Net Difference Between Projected and Actual Earnings on Pension Plan Investments		Total Deferred Inflows of Resources	Proportionate Share of Plan Pension Expense (Income)
					Changes of Assumptions	Changes of Assumptions			Changes of Assumptions			
TOLLES CAREER AND TECH CENTER	9861	MADISON	12,675,079	28,440	616,390	680,407	1,325,237	81,048	0	81,048	1,600,026	
COLUMBIANA COUNTY JVS	9862	COLUMBIANA	6,268,226	14,064	304,825	336,483	655,372	40,081	0	40,081	791,263	
PICKAWAY-ROSS COUNTY JVS	9863	ROSS	19,679,247	44,155	957,004	1,056,395	2,057,554	125,835	0	125,835	2,484,190	
DELAWARE COUNTY JVS	9864	DELAWARE	13,038,875	29,256	634,082	699,936	1,363,274	83,375	0	83,375	1,645,949	
MAPLEWOOD CAREER CENTER	9865	PORTAGE	9,690,508	21,743	471,250	520,193	1,013,186	61,964	0	61,964	1,223,272	
UPPER VALLEY JVS	9866	MIAMI	18,270,883	40,995	888,515	980,794	1,910,304	116,830	0	116,830	2,306,407	
BUTLER TECHNOLOGY & CAREER DEVELOPMENT	9867	BUTLER	45,715,968	102,575	2,223,173	2,454,065	4,779,813	292,322	0	292,322	5,770,910	
APOLLO JVS	9869	ALLEN	13,637,468	30,599	663,192	732,069	1,425,860	87,202	0	87,202	1,721,512	
POLARIS CAREER CENTER	9870	CUYAHOGA	14,391,395	32,291	699,855	772,540	1,504,686	92,023	0	92,023	1,816,683	
BUCKEYE JVS	9871	TUSCARAWAS	15,014,316	33,688	730,148	805,979	1,569,815	96,006	0	96,006	1,895,317	
U S GRANT JVS	9872	CLERMONT	6,488,077	14,558	315,516	348,284	678,358	41,487	0	41,487	819,016	
VANTAGE CAREER CENTER	9873	VAN WERT	7,327,578	16,441	356,341	393,349	766,131	46,855	0	46,855	924,990	
TRI-RIVERS JVS	9874	MARION	9,887,213	22,184	480,816	530,752	1,033,752	63,222	0	63,222	1,248,103	
WARREN COUNTY JVS	9876	WARREN	18,252,857	40,955	887,638	979,826	1,908,419	116,715	0	116,715	2,304,131	
STARK COUNTY JVS	9877	STARK	7,294,671	16,367	354,741	391,583	762,691	46,644	0	46,644	920,836	
PORTAGE LAKES JVS	9878	SUMMIT	6,900,058	15,482	335,551	370,400	721,433	44,121	0	44,121	871,022	
JEFFERSON COUNTY JVS	9879	JEFFERSON	4,096,944	9,193	199,235	219,927	428,355	26,197	0	26,197	517,174	
LAWRENCE COUNTY JVS	9880	LAWRENCE	12,891,975	28,926	626,938	692,050	1,347,914	82,435	0	82,435	1,627,406	
SOUTHERN STATE COMMUNITY COLLEGE	9881	CLINTON	8,871,538	19,906	431,424	476,230	927,560	56,727	0	56,727	1,119,890	
COSHOCTON COUNTY JVS	9883	COSHOCTON	3,395,288	7,618	165,113	182,261	354,992	21,711	0	21,711	428,601	
STARK STATE COLLEGE	9884	STARK	45,864,851	102,909	2,230,413	2,462,057	4,795,379	293,274	0	293,274	5,789,704	
AKRON PUBLIC SCHOOLS	C001	SUMMIT	134,459,614	705,569	15,292,206	16,880,408	32,878,183	2,010,755	0	2,010,755	39,695,497	
CANTON CITY SCHOOLS	C002	STARK	225,131,139	280,763	6,085,141	6,717,125	13,083,029	800,128	0	800,128	15,795,805	
CINCINNATI CITY SCHOOLS	C003	HAMILTON	465,230,794	1,043,861	22,624,225	24,973,908	48,641,994	2,974,833	0	2,974,833	58,727,947	
CLEVELAND METROPOLITAN SCHOOLS	C004	CUYAHOGA	571,229,685	1,281,696	27,778,963	30,664,001	59,724,660	3,652,624	0	3,652,624	72,108,612	
COLUMBUS CITY SCHOOLS	C005	FRANKLIN	682,321,848	1,530,959	33,181,387	36,627,505	71,339,851	4,362,983	0	4,362,983	86,132,221	
DAYTON CITY SCHOOLS	C006	MONTGOMERY	149,970,814	336,497	7,293,097	8,050,536	15,680,130	958,961	0	958,961	18,931,417	
TOLEDO PUBLIC SCHOOLS	C007	LUCAS	319,018,933	715,799	15,513,926	17,125,155	33,354,880	2,039,908	0	2,039,908	40,271,038	
YOUNGSTOWN CITY SCHOOLS	C008	MAHONING	76,477,989	171,597	3,719,133	4,105,391	7,996,121	489,025	0	489,025	9,654,123	
AURORA CITY SCHOOLS	C009	PORTAGE	39,708,338	89,096	1,931,021	2,131,571	4,151,688	253,908	0	253,908	5,012,543	
ALLIANCE CITY SCHOOLS	C010	STARK	34,851,614	78,198	1,694,838	1,870,859	3,643,895	222,852	0	222,852	4,399,459	
ASHLAND CITY SCHOOLS	C011	ASHLAND	29,949,661	67,200	1,456,455	1,607,718	3,131,373	191,508	0	191,508	3,780,666	
ASHTABULA AREA CITY SCHOOLS	C012	ASHTABULA	33,954,678	76,186	1,651,220	1,822,710	3,550,116	217,117	0	217,117	4,286,235	
ATHENS CITY SCHOOLS	C013	ATHENS	31,878,200	71,527	1,550,240	1,711,244	3,333,011	203,839	0	203,839	4,024,113	
BARBERTON CITY SCHOOLS	C014	SUMMIT	43,684,568	98,017	2,124,385	2,345,018	4,567,420	279,333	0	279,333	5,514,478	
BAY VILLAGE CITY SCHOOLS	C015	CUYAHOGA	35,629,067	79,943	1,732,645	1,912,593	3,725,181	227,824	0	227,824	4,497,600	
BEDFORD CITY SCHOOLS	C016	CUYAHOGA	42,916,597	96,294	2,087,039	2,303,792	4,487,125	274,422	0	274,422	5,417,534	
BELLAIRE CITY SCHOOLS	C017	BELMONT	9,217,414	20,682	448,244	494,797	963,723	58,939	0	58,939	1,163,551	
BEACHWOOD CITY SCHOOLS	C018	CUYAHOGA	34,380,821	77,142	1,671,943	1,845,586	3,594,671	219,842	0	219,842	4,340,029	
BELLEFONTAINE CITY SCHOOLS	C019	LOGAN	25,437,015	57,074	1,237,005	1,365,476	2,659,555	162,652	0	162,652	3,211,016	
AVON LAKE CITY SCHOOLS	C020	LORAIN	39,956,148	89,652	1,943,072	2,144,873	4,177,597	255,492	0	255,492	5,043,825	
BELLEVUE CITY SCHOOLS	C021	HURON	20,586,456	46,191	1,001,122	1,105,095	2,152,408	131,636	0	131,636	2,598,711	
BELPRE CITY SCHOOLS	C022	WASHINGTON	8,376,457	18,795	407,348	449,654	875,797	53,562	0	53,562	1,057,394	
BEREA CITY SCHOOLS	C023	CUYAHOGA	76,715,138	172,130	3,730,666	4,118,121	8,020,917	490,541	0	490,541	9,684,059	
BEXLEY CITY SCHOOLS	C025	FRANKLIN	36,098,592	80,996	1,755,479	1,937,797	3,774,272	230,826	0	230,826	4,556,870	
BOWLING GREEN CITY SCHOOLS	C027	WOOD	29,402,761	65,972	1,429,860	1,578,360	3,074,192	188,011	0	188,011	3,711,628	
BRECKSVILLE-BROADVIEW HTS CITY SCH	C028	CUYAHOGA	48,746,432	109,375	2,370,544	2,616,742	5,096,661	311,700	0	311,700	6,153,457	
BROOKLYN CITY SCHOOLS	C029	CUYAHOGA	15,338,908	34,417	745,933	823,403	1,603,753	98,082	0	98,082	1,936,292	
BRUNSWICK CITY SCHOOLS	C030	MEDINA	72,514,566	162,705	3,526,391	3,892,632	7,581,728	463,681	0	463,681	9,153,804	
BRYAN CITY SCHOOLS	C031	WILLIAMS	22,074,390	49,529	1,073,480	1,184,968	2,307,977	141,151	0	141,151	2,786,539	
BUCYRUS CITY SCHOOLS	C033	CRAWFORD	12,674,849	28,439	616,379	680,395	1,325,213	81,047	0	81,047	1,599,997	
CAMBRIDGE CITY SCHOOLS	C035	GUERNSEY	19,007,174	42,647	924,321	1,020,318	1,987,286	121,538	0	121,538	2,399,352	
CAMPBELL CITY SCHOOLS	C037	MAHONING	14,507,461	32,551	705,499	778,770	1,516,820	92,765	0	92,765	1,831,335	
CELINA CITY SCHOOLS	C041	MERCER	30,544,504	68,534	1,485,383	1,639,650	3,193,567	195,311	0	195,311	3,855,755	
CENTERVILLE CITY SCHOOLS	C042	MONTGOMERY	108,118,594	242,591	5,257,819	5,803,880	11,304,290	691,345	0	691,345	13,648,243	
CHILLICOTHE CITY SCHOOLS	C043	ROSS	26,290,954	58,990	1,278,532	1,411,316	2,748,838	168,113	0	168,113	3,318,812	
CIRCLEVILLE CITY SCHOOLS	C047	PICKAWAY	23,891,359	53,606	1,161,839	1,282,505	2,497,950	152,769	0	152,769	3,015,902	

STATE TEACHERS RETIREMENT SYSTEM OF OHIO
Schedule of Collective Pension Amounts by Employer
As of and for the year ended June 30, 2020

Employer Name	Employer Code	County	Net Pension Liability	Deferred Outflows of Resources				Deferred Inflows of Resources				Pension Expense (Income)
				Differences Between Expected and Actual Experience	Net Difference Between Projected and Actual Earnings on Pension Plan Investments		Total Deferred Outflows of Resources	Differences Between Expected and Actual Experience	Net Difference Between Projected and Actual Earnings on Pension Plan Investments		Total Deferred Inflows of Resources	Proportionate Share of Plan Pension Expense (Income)
					Changes of Assumptions				Changes of Assumptions			
CLEVELAND HTS-UNIV HTS CITY SCHOOLS	C051	CUYAHOGA	96,893,548	217,405	4,711,944	5,201,312	10,130,661	619,568	0	0	619,568	12,231,261
CONNEAUT CITY SCHOOLS	C055	ASHTABULA	15,897,921	35,671	773,118	853,411	1,662,200	101,656	0	0	101,656	2,006,858
COPLEY-FAIRLAWN CITY SCHOOLS	C056	SUMMIT	36,765,296	82,492	1,787,900	1,973,586	3,843,978	235,089	0	0	235,089	4,641,031
COSHOCTON CITY SCHOOLS	C057	COSHOCTON	17,630,420	39,558	857,369	946,413	1,843,340	112,735	0	0	112,735	2,225,559
CUYAHOGA FALLS CITY SCHOOLS	C059	SUMMIT	48,225,715	108,206	2,345,222	2,588,789	5,042,217	308,371	0	0	308,371	6,087,725
DEER PARK CITY SCHOOLS	C063	HAMILTON	14,597,326	32,753	709,870	783,594	1,526,217	93,340	0	0	93,340	1,842,679
DEFIANCE CITY SCHOOLS	C065	DEFIANCE	26,826,636	60,192	1,304,582	1,440,072	2,804,846	171,538	0	0	171,538	3,386,434
DELAWARE CITY SCHOOLS	C067	DELAWARE	59,849,526	134,287	2,910,489	3,212,764	6,257,540	382,697	0	0	382,697	7,555,045
DELPHOS CITY SCHOOLS	C069	VAN WERT	9,592,752	21,524	466,497	514,946	1,002,967	61,339	0	0	61,339	1,210,932
DOVER CITY SCHOOLS	C071	TUSCARAWAS	25,839,862	57,978	1,256,595	1,387,102	2,701,675	165,228	0	0	165,228	3,261,869
DUBLIN CITY SCHOOLS	C072	FRANKLIN	230,379,653	516,914	11,203,388	12,366,938	24,087,240	1,473,121	0	0	1,473,121	29,081,747
EAST CLEVELAND CITY SCHOOLS	C073	CUYAHOGA	33,593,299	75,375	1,633,646	1,803,311	3,512,332	214,806	0	0	214,806	4,240,617
EAST LIVERPOOL CITY SCHOOLS	C075	COLUMBIANA	23,883,662	53,589	1,161,465	1,282,091	2,497,145	152,720	0	0	152,720	3,014,930
EAST PALESTINE CITY SCHOOLS	C077	COLUMBIANA	8,766,260	19,669	426,304	470,579	916,552	56,054	0	0	56,054	1,106,600
EATON COMMUNITY SCHOOLS	C078	PREBLE	18,438,712	41,372	896,677	989,803	1,927,852	117,903	0	0	117,903	2,327,593
ELYRIA CITY SCHOOLS	C079	LORAIN	74,372,659	166,874	3,616,751	3,992,375	7,776,000	475,562	0	0	475,562	9,388,359
EDGEWOOD CITY SCHOOLS	C080	BUTLER	35,419,751	79,473	1,722,466	1,901,357	3,703,296	226,485	0	0	226,485	4,471,177
EUCLID CITY SCHOOLS	C081	CUYAHOGA	65,705,225	147,426	3,195,252	3,527,102	6,869,780	420,140	0	0	420,140	8,294,234
FAIRBORN CITY SCHOOLS	C083	GREENE	41,276,166	92,613	2,007,265	2,215,733	4,315,611	263,933	0	0	263,933	5,210,456
FAIRFIELD CITY SCHOOLS	C084	BUTLER	93,557,127	209,919	4,549,693	5,022,211	9,781,823	598,234	0	0	598,234	11,810,091
FAIRVIEW PARK CITY SCHOOLS	C085	CUYAHOGA	22,251,191	49,926	1,082,078	1,194,459	2,326,463	142,281	0	0	142,281	2,808,857
FINDLAY CITY SCHOOLS	C087	HANCOCK	61,870,916	138,823	3,008,790	3,321,273	6,468,886	395,622	0	0	395,622	7,810,214
FOSTORIA CITY SCHOOLS	C089	HANCOCK	18,460,392	41,420	897,731	990,967	1,930,118	118,042	0	0	118,042	2,330,329
FRANKLIN CITY SCHOOLS	C091	WARREN	31,599,938	70,902	1,536,709	1,696,306	3,303,917	202,060	0	0	202,060	3,988,987
FREMONT CITY SCHOOLS	C093	SANDUSKY	41,589,311	93,316	2,022,493	2,232,543	4,348,352	265,935	0	0	265,935	5,249,985
GAHANNA-JEFFERSON CITY SCHOOLS	C094	FRANKLIN	95,826,623	215,011	4,660,059	5,144,039	10,019,109	612,746	0	0	612,746	12,096,579
GALION CITY SCHOOLS	C095	CRAWFORD	17,569,136	39,421	854,389	943,123	1,836,933	112,343	0	0	112,343	2,217,822
GALLIPOLIS CITY SCHOOLS	C097	GALLIA	16,837,036	37,778	818,787	903,824	1,760,389	107,661	0	0	107,661	2,125,407
GARFIELD HTS CITY SCHOOLS	C099	CUYAHOGA	42,248,894	94,796	2,054,568	2,267,950	4,417,314	270,153	0	0	270,153	5,333,247
GENEVA AREA CITY SCHOOLS	C100	ASHTABULA	20,519,011	46,040	997,842	1,101,475	2,145,357	131,205	0	0	131,205	2,590,197
GIRARD CITY SCHOOLS	C101	TRUMBULL	18,144,471	40,712	882,368	974,008	1,897,088	116,022	0	0	116,022	2,290,449
GRANDVIEW HTS CITY SCHOOLS	C103	FRANKLIN	19,254,323	43,202	936,340	1,033,585	2,013,127	123,118	0	0	123,118	2,430,550
WINTON WOODS CITY SCHOOLS	C104	HAMILTON	46,240,966	103,753	2,248,703	2,482,247	4,834,703	295,679	0	0	295,679	5,837,182
GREENVILLE CITY SCHOOLS	C105	DARKE	25,595,357	57,430	1,244,705	1,373,976	2,676,111	163,665	0	0	163,665	3,231,004
HARRISON HILLS CITY SCHOOLS	C106	HARRISON	13,592,508	30,498	661,005	729,655	1,421,158	86,915	0	0	86,915	1,715,837
HAMILTON CITY SCHOOLS	C107	BUTLER	105,803,147	237,396	5,145,219	5,679,586	11,062,201	676,539	0	0	676,539	13,355,955
HEATH CITY SCHOOLS	C108	LICKING	16,232,701	36,422	789,398	871,383	1,697,203	103,797	0	0	103,797	2,049,119
HILLSBORO CITY SCHOOLS	C109	HIGHLAND	24,469,881	54,904	1,189,973	1,313,560	2,558,437	156,468	0	0	156,468	3,088,931
HURON CITY SCHOOLS	C110	ERIE	14,357,421	32,214	698,203	770,716	1,501,133	91,806	0	0	91,806	1,812,395
IRONTON CITY SCHOOLS	C111	LAWRENCE	13,075,672	29,339	635,871	701,911	1,367,121	83,610	0	0	83,610	1,650,595
HUBER HEIGHTS CITY SCHOOLS	C112	MONTGOMERY	65,126,884	146,128	3,167,128	3,496,056	6,809,312	416,442	0	0	416,442	8,221,227
JACKSON CITY SCHOOLS	C113	JACKSON	24,028,068	53,913	1,168,488	1,289,843	2,512,244	153,643	0	0	153,643	3,033,159
KENT CITY SCHOOLS	C115	PORTAGE	50,166,572	112,561	2,439,606	2,692,976	5,245,143	320,781	0	0	320,781	6,332,727
KENTON CITY SCHOOLS	C117	HARDIN	19,588,563	43,952	952,594	1,051,528	2,048,074	125,255	0	0	125,255	2,472,743
KETTERING CITY SCHOOLS	C118	MONTGOMERY	102,418,859	229,802	4,980,640	5,497,915	10,708,357	654,899	0	0	654,899	12,928,743
LAKEWOOD CITY SCHOOLS	C119	CUYAHOGA	75,195,643	168,720	3,656,772	4,036,554	7,862,046	480,825	0	0	480,825	9,492,247
LANCASTER CITY SCHOOLS	C121	FAIRFIELD	67,656,414	151,804	3,290,139	3,631,843	7,073,786	432,617	0	0	432,617	8,540,540
LEBANON CITY SCHOOLS	C122	WARREN	48,473,673	108,763	2,357,280	2,602,100	5,068,143	309,956	0	0	309,956	6,119,026
LIMA CITY SCHOOLS	C123	ALLEN	50,806,355	113,997	2,470,719	2,727,320	5,312,036	324,872	0	0	324,872	6,413,490
LOCKLAND CITY SCHOOLS	C127	HAMILTON	6,551,893	14,701	318,619	351,710	685,030	41,895	0	0	41,895	827,072
LOUISVILLE CITY SCHOOLS	C128	STARK	25,389,668	56,968	1,234,702	1,362,935	2,654,605	162,350	0	0	162,350	3,205,039
LONDON CITY SCHOOLS	C131	MADISON	19,079,434	42,809	927,835	1,024,197	1,994,841	122,000	0	0	122,000	2,408,473
LOVELAND CITY SCHOOLS	C132	HAMILTON	54,138,922	121,474	2,632,782	2,906,214	5,660,470	346,181	0	0	346,181	6,834,173
LORAIN CITY SCHOOLS	C133	LORAIN	84,178,352	188,875	4,093,603	4,518,752	8,801,230	538,263	0	0	538,263	10,626,171
MADIRA CITY SCHOOLS	C134	HAMILTON	20,931,899	46,966	1,017,921	1,123,639	2,188,526	133,845	0	0	133,845	2,642,317
MANSFIELD CITY SCHOOLS	C135	RICHLAND	44,270,076	99,331	2,152,859	2,376,448	4,628,638	283,077	0	0	283,077	5,588,389
MAPLE HEIGHTS CITY SCHOOLS	C137	CUYAHOGA	37,137,493	83,327	1,806,000	1,993,566	3,882,893	237,469	0	0	237,469	4,688,014

STATE TEACHERS RETIREMENT SYSTEM OF OHIO
Schedule of Collective Pension Amounts by Employer
As of and for the year ended June 30, 2020

Employer Name	Employer Code	County	Net Pension Liability	Deferred Outflows of Resources				Deferred Inflows of Resources				Pension Expense (Income)
				Differences Between Expected and Actual Experience	Net Difference Between Projected and Actual Earnings on Pension Plan Investments		Total Deferred Outflows of Resources	Differences Between Expected and Actual Experience	Net Difference Between Projected and Actual Earnings on Pension Plan Investments		Total Deferred Inflows of Resources	Proportionate Share of Plan Pension Expense (Income)
					Changes of Assumptions	Changes of Assumptions			Changes of Assumptions	Changes of Assumptions		
MARIETTA CITY SCHOOLS	C139	WASHINGTON	23,544,607	52,828	1,144,977	1,263,891	2,461,696	150,552	0	150,552	2,972,130	
MARIEMONT CITY SCHOOLS	C140	HAMILTON	22,793,963	51,144	1,108,473	1,223,596	2,383,213	145,752	0	145,752	2,877,373	
MARION CITY SCHOOLS	C141	MARION	54,163,062	121,528	2,633,956	2,907,510	5,662,994	346,336	0	346,336	6,837,220	
MARTINS FERRY CITY SCHOOLS	C143	BELMONT	14,957,352	33,561	727,378	802,921	1,563,860	95,642	0	95,642	1,888,127	
MASON CITY SCHOOLS	C144	WARREN	118,575,989	266,055	5,766,363	6,365,240	12,397,658	758,213	0	758,213	14,968,322	
MASSILLON CITY SCHOOLS	C145	STARK	44,381,484	99,581	2,158,276	2,382,428	4,640,285	283,789	0	283,789	5,602,453	
MAUMEE CITY SCHOOLS	C147	LUCAS	32,562,601	73,062	1,583,523	1,747,983	3,404,568	208,216	0	208,216	4,110,508	
MAYFIELD CITY SCHOOLS	C149	CUYAHOGA	69,568,554	156,094	3,383,127	3,734,488	7,273,709	444,843	0	444,843	8,781,917	
MEDINA CITY SCHOOLS	C151	MEDINA	86,326,071	193,694	4,198,046	4,634,043	9,025,783	551,996	0	551,996	10,897,286	
MIAMISBURG CITY SCHOOLS	C153	MONTGOMERY	59,190,134	132,808	2,878,423	3,177,367	6,188,598	378,481	0	378,481	7,471,808	
MIDDLETOWN CITY SCHOOLS	C155	BUTLER	62,826,671	140,967	3,055,268	3,372,579	6,568,814	401,734	0	401,734	7,930,862	
MT HEALTHY CITY SCHOOLS	C157	HAMILTON	38,066,491	85,412	1,851,178	2,043,435	3,980,025	243,409	0	243,409	4,805,286	
MT VERNON CITY SCHOOLS	C159	KNOX	40,512,637	90,900	1,970,134	2,174,746	4,235,780	259,051	0	259,051	5,114,073	
NAPOLEON AREA SCHOOLS	C161	HENRY	20,343,175	45,645	989,291	1,092,036	2,126,972	130,081	0	130,081	2,568,001	
NELSONVILLE-YORK CITY SCHOOLS	C163	ATHENS	12,750,320	28,609	620,049	684,446	1,333,104	81,530	0	81,530	1,609,524	
NEWARK CITY SCHOOLS	C165	LICKING	67,563,173	151,595	3,285,605	3,626,837	7,064,037	432,020	0	432,020	8,528,770	
NEW LEXINGTON CITY SCHOOLS	C168	PERRY	17,821,224	39,986	866,648	956,656	1,863,290	113,955	0	113,955	2,249,644	
NEW PHILADELPHIA CITY SCHOOLS	C169	TUSCARAWAS	31,669,999	71,060	1,540,116	1,700,067	3,311,243	202,508	0	202,508	3,997,831	
NORTHMONT CITY SCHOOLS	C170	MONTGOMERY	57,388,821	128,766	2,790,825	3,080,671	6,000,262	366,962	0	366,962	7,244,421	
NILES CITY SCHOOLS	C171	TRUMBULL	22,140,809	49,678	1,076,710	1,188,534	2,314,922	141,575	0	141,575	2,794,923	
NORTH CANTON CITY SCHOOLS	C172	STARK	44,160,236	99,085	2,147,517	2,370,552	4,617,154	282,375	0	282,375	5,574,524	
NORTH COLLEGE HILL CITY SCHOOLS	C173	HAMILTON	18,765,616	42,105	912,574	1,007,351	1,962,030	119,993	0	119,993	2,368,859	
NORDONIA HILLS CITY SCHOOLS	C174	SUMMIT	41,464,779	93,037	2,016,437	2,225,858	4,335,332	265,139	0	265,139	5,234,265	
NORTH OLMSTED CITY SCHOOLS	C175	CUYAHOGA	56,404,417	126,557	2,742,953	3,027,828	5,897,338	360,668	0	360,668	7,120,156	
NORTH ROYALTON CITY SCHOOLS	C176	CUYAHOGA	50,740,388	113,849	2,467,511	2,723,779	5,305,139	324,450	0	324,450	6,405,163	
NORWALK CITY SCHOOLS	C177	HURON	26,172,652	58,725	1,272,779	1,404,966	2,736,470	167,356	0	167,356	3,303,879	
NORTH RIDGEVILLE CITY SCHOOLS	C178	LORAIN	41,475,614	93,061	2,016,964	2,226,439	4,336,464	265,208	0	265,208	5,235,633	
NORWOOD CITY SCHOOLS	C179	HAMILTON	27,600,840	61,929	1,342,232	1,481,632	2,885,793	176,489	0	176,489	3,484,165	
NORTON CITY SCHOOLS	C180	SUMMIT	22,749,816	51,045	1,106,326	1,221,226	2,378,597	145,470	0	145,470	2,871,800	
OAKWOOD CITY SCHOOLS	C181	MONTGOMERY	28,694,543	64,383	1,395,419	1,540,343	3,000,145	183,482	0	183,482	3,622,227	
ORANGE CITY SCHOOLS	C182	CUYAHOGA	46,873,330	105,172	2,279,455	2,516,193	4,900,820	299,723	0	299,723	5,917,008	
OVERLIN CITY SCHOOLS	C183	LORAIN	13,280,338	29,798	645,824	712,898	1,388,520	84,919	0	84,919	1,676,430	
OREGON CITY SCHOOLS	C184	LUCAS	42,395,730	95,125	2,061,709	2,275,832	4,432,666	271,092	0	271,092	5,351,783	
ORRVILLE CITY SCHOOLS	C185	WAYNE	15,780,653	35,408	767,415	847,116	1,649,939	100,907	0	100,907	1,992,055	
OLMSTED FALLS CITY SCHOOLS	C186	CUYAHOGA	42,961,612	96,395	2,089,228	2,306,209	4,491,832	274,710	0	274,710	5,423,216	
PAINESVILLE CITY LOCAL SCHOOLS	C187	LAKE	35,590,704	79,857	1,730,780	1,910,533	3,721,170	227,578	0	227,578	4,492,757	
PARMA CITY SCHOOLS	C189	CUYAHOGA	130,412,842	292,614	6,341,991	7,000,651	13,635,256	833,901	0	833,901	16,462,536	
PIQUA CITY SCHOOLS	C191	MIAMI	32,848,001	73,703	1,597,402	1,763,303	3,434,408	210,041	0	210,041	4,146,535	
PORT CLINTON CITY SCHOOLS	C193	OTTAWA	19,546,031	43,856	950,526	1,049,244	2,043,626	124,984	0	124,984	2,467,374	
PORTSMOUTH CITY SCHOOLS	C195	SCIOTO	20,723,909	46,499	1,007,806	1,112,474	2,166,779	132,515	0	132,515	2,616,062	
PRINCETON CITY SCHOOLS	C196	HAMILTON	74,330,782	166,780	3,614,714	3,990,127	7,771,621	475,295	0	475,295	9,383,072	
RAVENNA CITY SCHOOLS	C197	PORTAGE	25,843,094	57,985	1,256,753	1,387,275	2,702,013	165,249	0	165,249	3,262,277	
READING COMMUNITY CITY SCHOOLS	C199	HAMILTON	17,659,889	39,624	858,802	947,995	1,846,421	112,923	0	112,923	2,229,279	
REYNOLDSBURG CITY SCHOOLS	C200	FRANKLIN	76,224,258	171,028	3,706,794	4,091,770	7,969,592	487,402	0	487,402	9,622,093	
ROCKY RIVER CITY SCHOOLS	C201	CUYAHOGA	39,741,153	89,169	1,932,617	2,133,332	4,155,118	254,118	0	254,118	5,016,685	
ST BERNARD-ELMWOOD PLACE CITY SCH	C203	HAMILTON	11,926,736	26,761	579,998	640,235	1,246,994	76,263	0	76,263	1,505,560	
ST CLAIRSVILLE-RICHLAND CITY SCH	C204	BELMONT	15,712,044	35,254	764,078	843,433	1,642,765	100,468	0	100,468	1,983,394	
ST MARYS CITY SCHOOLS	C205	AUGLAIZE	19,880,866	44,608	966,809	1,067,219	2,078,636	127,125	0	127,125	2,509,641	
SALEM CITY SCHOOLS	C207	COLUMBIANA	20,056,099	45,001	975,330	1,076,625	2,096,956	128,245	0	128,245	2,531,762	
SANDUSKY CITY SCHOOLS	C209	ERIE	44,306,284	99,412	2,154,619	2,378,392	4,632,423	283,308	0	283,308	5,592,960	
SPRINGBORO COMMUNITY CITY SCHOOLS	C210	WARREN	49,488,690	111,040	2,406,640	2,656,587	5,174,267	316,446	0	316,446	6,247,156	
SHAKER HEIGHTS CITY SCHOOLS	C211	CUYAHOGA	88,030,848	197,519	4,280,950	4,725,556	9,204,025	562,897	0	562,897	11,112,487	
SHEFFIELD-SHEFFIELD LAKE CITY SCH	C212	LORAIN	18,879,317	42,360	918,103	1,013,455	1,973,918	120,720	0	120,720	2,383,212	
SHELBY CITY SCHOOLS	C213	RICHLAND	18,542,587	41,605	901,728	995,379	1,938,712	118,567	0	118,567	2,340,705	
HILLIARD CITY SCHOOLS	C214	FRANKLIN	212,919,573	477,738	10,354,302	11,429,669	22,261,709	1,361,475	0	1,361,475	26,877,691	
SIDNEY CITY SCHOOLS	C215	SHELBY	32,604,163	73,156	1,585,544	1,750,214	3,408,914	208,481	0	208,481	4,115,754	
SOLOON CITY SCHOOLS	C216	CUYAHOGA	71,312,477	160,007	3,467,934	3,828,103	7,456,044	455,995	0	455,995	9,002,060	

STATE TEACHERS RETIREMENT SYSTEM OF OHIO
Schedule of Collective Pension Amounts by Employer
As of and for the year ended June 30, 2020

Employer Name	Employer Code	County	Net Pension Liability	Deferred Outflows of Resources			Deferred Inflows of Resources			Pension Expense (Income)		
				Differences Between Expected and Actual Experience	Net Difference Between Projected and Actual Earnings on Pension Plan Investments	Changes of Assumptions	Total Deferred Outflows of Resources	Differences Between Expected and Actual Experience	Net Difference Between Projected and Actual Earnings on Pension Plan Investments		Changes of Assumptions	Total Deferred Inflows of Resources
SOUTH EUCLID-LYNDHURST CITY SCHOOLS	C217	CUYAHOGA	51,598,510	115,774	2,509,241	2,769,843	5,394,858	329,937	0	0	329,937	6,513,487
SOUTHWESTERN CITY SCHOOLS	C218	FRANKLIN	264,243,023	592,895	12,850,167	14,184,747	27,627,809	1,689,654	0	0	1,689,654	33,356,456
SPRINGFIELD CITY SCHOOLS	C219	CLARK	90,813,785	203,763	4,416,284	4,874,946	9,494,993	580,692	0	0	580,692	11,463,788
STRONGSVILLE CITY SCHOOLS	C220	CUYAHOGA	64,740,844	145,262	3,148,354	3,475,333	6,768,949	413,974	0	0	413,974	8,172,496
STEBENVILLE CITY SCHOOLS	C221	JEFFERSON	23,109,008	51,851	1,123,794	1,240,507	2,416,152	147,766	0	0	147,766	2,917,143
STOW-MUNROE FALLS CITY SCHOOLS	C222	SUMMIT	58,640,287	131,574	2,851,684	3,147,851	6,131,109	374,965	0	0	374,965	7,402,398
STRUTHERS CITY SCHOOLS	C223	MAHONING	20,194,600	45,312	982,066	1,084,060	2,111,438	129,131	0	0	129,131	2,549,249
SYLVANIA CITY SCHOOLS	C224	LUCAS	87,349,119	195,990	4,247,797	4,688,961	9,132,748	558,538	0	0	558,538	11,026,425
TALLMADGE CITY SCHOOLS	C225	SUMMIT	25,421,759	57,040	1,236,263	1,364,657	2,657,960	162,555	0	0	162,555	3,209,091
SYCAMORE CITY SCHOOLS	C226	HAMILTON	81,543,129	182,962	3,965,451	4,377,291	8,525,704	521,413	0	0	521,413	10,293,516
TIFFIN CITY SCHOOLS	C227	SENECA	24,678,570	55,373	1,200,122	1,324,763	2,580,258	157,803	0	0	157,803	3,115,275
TROTWOOD-MADISON CITY SCHOOLS	C228	MONTGOMERY	31,108,138	69,799	1,512,792	1,669,906	3,252,497	198,915	0	0	198,915	3,926,905
TALAWANDA CITY SCHOOLS	C229	BUTLER	35,607,726	79,895	1,731,608	1,911,447	3,722,950	227,687	0	0	227,687	4,494,906
TORONTO CITY SCHOOLS	C231	JEFFERSON	6,785,684	15,225	329,989	364,260	709,474	43,390	0	0	43,390	856,584
STREETSBORO CITY SCHOOLS	C232	PORTAGE	23,036,176	51,687	1,120,252	1,236,598	2,408,537	147,301	0	0	147,301	2,907,949
TROY CITY SCHOOLS	C233	MIAMI	46,503,652	104,343	2,261,478	2,496,348	4,862,169	297,359	0	0	297,359	5,870,342
TWINSBURG CITY SCHOOLS	C234	SUMMIT	50,823,886	114,036	2,471,571	2,728,261	5,313,868	324,984	0	0	324,984	6,415,703
CLAYMONT CITY SCHOOLS	C235	TUSCARAWAS	20,835,742	46,750	1,013,244	1,118,477	2,178,471	133,230	0	0	133,230	2,630,179
UPPER ARLINGTON CITY SCHOOLS	C237	FRANKLIN	101,097,092	226,837	4,916,363	5,426,961	10,570,161	646,447	0	0	646,447	12,761,891
URBANA CITY SCHOOLS	C239	CHAMPAIGN	19,554,611	43,876	950,943	1,049,705	2,044,524	125,038	0	0	125,038	2,468,457
VANDALIA-BUTLER CITY SCHOOLS	C240	MONTGOMERY	31,405,907	70,467	1,527,273	1,685,891	3,283,631	200,819	0	0	200,819	3,964,493
VAN WERT CITY SCHOOLS	C241	VAN WERT	21,827,995	48,977	1,061,498	1,171,742	2,282,217	139,575	0	0	139,575	2,755,435
WADSWORTH CITY SCHOOLS	C243	MEDINA	48,750,858	109,385	2,370,760	2,616,979	5,097,124	311,728	0	0	311,728	6,154,016
WAVERLY CITY SCHOOLS	C244	PIKE	17,453,970	39,162	848,789	936,941	1,824,892	111,606	0	0	111,606	2,203,285
WAPAKONETA CITY SCHOOLS	C245	AUGLAIZE	26,153,910	58,683	1,271,868	1,403,960	2,734,511	167,236	0	0	167,236	3,301,513
WEST CARROLLTON CITY SCHOOLS	C246	MONTGOMERY	40,192,608	90,182	1,954,571	2,157,567	4,202,320	257,004	0	0	257,004	5,073,674
WARREN CITY SCHOOLS	C247	TRUMBULL	59,367,032	133,205	2,887,025	3,186,863	6,207,093	379,612	0	0	379,612	7,494,138
WARRENSVILLE HEIGHTS CITY SCHOOLS	C248	CUYAHOGA	24,158,236	54,205	1,174,818	1,296,831	2,525,854	154,475	0	0	154,475	3,049,591
WASHINGTON COURT HOUSE CITY SCHOOLS	C249	FAYETTE	19,573,770	43,919	951,875	1,050,733	2,046,527	125,161	0	0	125,161	2,470,875
WESTERVILLE CITY SCHOOLS	C250	FRANKLIN	181,993,198	408,347	8,850,349	9,769,520	19,028,216	1,163,722	0	0	1,163,722	22,973,731
WELLSTON CITY SCHOOLS	C251	JACKSON	15,319,800	34,374	745,004	822,377	1,601,755	97,960	0	0	97,960	1,933,880
WESTLAKE CITY SCHOOLS	C252	CUYAHOGA	47,529,269	106,644	2,311,354	2,551,404	4,969,402	303,917	0	0	303,917	5,999,810
WHITEHALL CITY SCHOOLS	C254	FRANKLIN	36,909,845	82,816	1,794,930	1,981,346	3,859,092	236,013	0	0	236,013	4,659,278
WICKLIFFE CITY SCHOOLS	C255	LAKE	16,638,804	37,333	809,147	893,182	1,739,662	106,394	0	0	106,394	2,100,383
WILLARD CITY SCHOOLS	C256	HURON	16,161,837	36,263	785,952	867,578	1,689,793	103,344	0	0	103,344	2,040,173
WILLOUGHBY-EASTLAKE CITY SCHOOLS	C257	LAKE	99,398,230	223,025	4,833,747	5,335,765	10,392,537	635,584	0	0	635,584	12,547,437
WILMINGTON CITY SCHOOLS	C259	CLINTON	26,633,399	59,759	1,295,185	1,429,699	2,784,643	170,302	0	0	170,302	3,362,041
WOOSTER CITY SCHOOLS	C261	WAYNE	41,081,735	92,177	1,997,809	2,205,296	4,295,282	262,690	0	0	262,690	5,185,912
WORTHINGTON CITY SCHOOLS	C262	FRANKLIN	141,076,522	316,540	6,860,567	7,573,084	14,750,191	902,088	0	0	902,088	17,808,655
WYOMING CITY SCHOOLS	C263	HAMILTON	27,482,154	61,663	1,336,460	1,475,261	2,873,384	175,730	0	0	175,730	3,469,182
XENIA CITY SCHOOLS	C265	GREENE	48,950,026	109,832	2,380,445	2,627,671	5,117,948	313,002	0	0	313,002	6,179,158
ZANESVILLE CITY SCHOOLS	C269	MUSKINGUM	33,694,757	75,603	1,638,580	1,808,758	3,522,941	215,455	0	0	215,455	4,253,424
MENLO PARK ACADEMY	D006	CUYAHOGA	3,020,328	6,777	146,879	162,133	315,789	19,313	0	0	19,313	381,268
CONSTELLATION MADISON COMM ELEM	D007	CUYAHOGA	2,261,426	5,074	109,973	121,395	236,442	14,460	0	0	14,460	285,469
LORAIN COMMUNITY MIDDLE SCHOOL	D008	LORAIN	691,900	1,552	33,647	37,142	72,341	4,424	0	0	4,424	87,341
WINTERFIELD VENTURE ACADEMY	D012	LUCAS	2,670,922	5,993	129,887	143,377	279,257	17,079	0	0	17,079	337,161
ORION ACADEMY	D013	HAMILTON	2,047,566	4,594	99,573	109,915	214,082	13,093	0	0	13,093	258,472
PINNACLE ACADEMY	D014	CUYAHOGA	3,784,965	8,493	184,063	203,180	395,736	24,202	0	0	24,202	477,791
APEX CHARTER ACADEMY	D015	CUYAHOGA	3,523,561	7,906	171,351	189,147	368,404	22,531	0	0	22,531	444,793
NORTHLAND PREP AND FITNESS	D019	FRANKLIN	2,130,729	4,781	103,618	114,379	222,778	13,625	0	0	13,625	268,970
SPRINGFIELD PREP AND FITNESS	D020	CLARK	1,163,389	2,610	56,576	62,452	121,638	7,439	0	0	7,439	146,859
WHITEHALL PREP AND FITNESS	D021	FRANKLIN	2,753,645	6,178	133,910	147,818	287,906	17,608	0	0	17,608	347,604
EMERSON ACADEMY OF DAYTON	D022	MONTGOMERY	2,793,034	6,267	135,826	149,932	292,025	17,860	0	0	17,860	352,576
A PLUS ARTS ACADEMY	D023	FRANKLIN	5,447,618	12,223	264,918	292,432	569,573	34,834	0	0	34,834	687,675
COLUMBUS ARTS AND TECH ACADEMY	D025	FRANKLIN	3,132,133	7,028	132,316	168,135	327,479	20,028	0	0	20,028	395,382
COLS HUMANITIES ARTS AND TECH ACAD	D026	FRANKLIN	3,971,326	8,911	193,126	213,183	415,220	25,394	0	0	25,394	501,316
COLUMBUS PREPARATORY ACADEMY	D027	FRANKLIN	5,368,385	12,045	261,065	288,179	561,289	34,327	0	0	34,327	677,673

STATE TEACHERS RETIREMENT SYSTEM OF OHIO
Schedule of Collective Pension Amounts by Employer
As of and for the year ended June 30, 2020

Employer Name	Employer Code	County	Net Pension Liability	Deferred Outflows of Resources			Deferred Inflows of Resources			Pension Expense (Income)	
				Differences Between Expected and Actual Experience	Net Difference Between Projected and Actual Earnings on Pension Plan Investments	Total Deferred Outflows of Resources	Differences Between Expected and Actual Experience	Net Difference Between Projected and Actual Earnings on Pension Plan Investments	Total Deferred Inflows of Resources		
CANTON HARBOR HIGH SCHOOL	D029	STARK	1,149,621	2,579	55,906	61,712	120,197	7,351	0	7,351	145,121
SUMMIT ACADEMY-CINCINNATI	D030	HAMILTON	1,549,049	3,476	75,330	83,154	161,960	9,905	0	9,905	195,543
SUMMIT ACADEMY-COLUMBUS	D031	FRANKLIN	569,896	1,279	27,714	30,592	59,585	3,644	0	3,644	71,940
SUMMIT ACADEMY-DAYTON	D032	MONTGOMERY	1,259,212	2,825	61,236	67,595	131,656	8,052	0	8,052	158,955
SUMMIT ACADEMY-WARREN	D034	TRUMBULL	1,610,399	3,613	78,314	86,447	168,374	10,297	0	10,297	203,287
BRIDGES COMMUNITY ACADEMY	D035	SENECA	2,321,537	5,209	112,897	124,622	242,728	14,845	0	14,845	293,057
HOPE ACADEMY NORTHWEST CAMPUS	D036	CUYAHOGA	1,616,683	3,627	78,619	86,785	169,031	10,338	0	10,338	204,080
SUMMIT ACADEMY SECONDARY-AKRON	D039	SUMMIT	1,285,153	2,884	62,497	68,988	134,369	8,218	0	8,218	162,230
SUMMIT ACADEMY SECONDARY-CANTON	D040	STARK	1,194,114	2,679	58,070	64,101	124,850	7,636	0	7,636	150,738
SUMMIT ACADEMY-TOLEDO	D041	LORAIN	1,723,784	3,868	83,828	92,534	180,230	11,022	0	11,022	217,600
SUMMIT ACADEMY SECONDARY-PARMA	D042	CUYAHOGA	2,009,943	4,510	97,744	107,895	210,149	12,852	0	12,852	253,723
SUMMIT ACADEMY SECONDARY-YOUNGSTOWN	D043	MAHONING	2,490,341	5,588	121,106	133,683	260,377	15,924	0	15,924	314,366
HEIR FORCE COMMUNITY SCHOOL	D044	ALLEN	1,349,051	3,027	65,604	72,418	141,049	8,626	0	8,626	170,296
WILDWOOD ENVIRONMENTAL ACADEMY	D046	LUCAS	3,026,097	6,790	147,159	162,443	316,392	19,350	0	19,350	381,996
BUCKEYE ONLINE SCHOOL FOR SUCCESS	D051	COLUMBIANA	4,254,855	9,547	206,914	228,404	444,865	27,207	0	27,207	537,107
KING ACADEMY COMMUNITY SCHOOL	D053	HAMILTON	531,259	1,192	25,835	28,518	55,545	3,397	0	3,397	67,063
CASTLE ACADEMY	D058	CUYAHOGA	1,490,298	3,344	72,473	80,000	155,817	9,529	0	9,529	188,126
CAPITAL CITY CAREER PREP HS	D060	FRANKLIN	624,907	1,402	30,389	33,545	65,336	3,996	0	3,996	78,885
CONSTELLATION STOCKYARD COMM ELEM	D061	CUYAHOGA	1,831,961	4,110	89,088	98,341	191,539	11,714	0	11,714	231,256
OAKSTONE COMMUNITY SCHOOL	D068	FRANKLIN	1,446,495	3,246	70,343	77,649	151,238	9,249	0	9,249	182,597
GEM CITY CAREER PREP HS	D080	MONTGOMERY	583,638	1,310	28,382	31,330	61,022	3,732	0	3,732	73,675
HORIZON SCIENCE ACADEMY CINCINNATI	D081	HAMILTON	1,782,622	4,000	86,689	95,692	186,381	11,399	0	11,399	225,028
HORIZON SCIENCE ACADEMY DAYTON	D082	MONTGOMERY	1,126,441	2,527	54,779	60,468	117,774	7,203	0	7,203	142,195
HORIZON SCIENCE SPRINGFIELD	D086	LUCAS	2,945,225	6,608	143,227	158,102	307,937	18,833	0	18,833	371,788
ZENITH ACADEMY	D087	FRANKLIN	3,439,292	7,717	167,253	184,624	359,594	21,992	0	21,992	434,156
SUMMIT ACADEMY-PAINESVILLE	D088	LAKE	1,072,689	2,407	52,165	57,583	112,155	6,859	0	6,859	135,410
SUMMIT ACADEMY MIDDLE SCH-COLUMBUS	D090	FRANKLIN	926,491	2,079	45,055	49,735	96,869	5,924	0	5,924	116,955
SUMMIT ACADEMY SCH-LORAIN	D091	LORAIN	1,698,346	3,811	82,591	91,168	177,570	10,860	0	10,860	214,389
SUMMIT ACADEMY MIDDLE SCH-WARREN	D092	TRUMBULL	1,590,406	3,568	77,342	85,374	166,284	10,170	0	10,170	200,763
SUMMIT ACADEMY MIDDLE SCH-YOUNGSTOWN	D093	MAHONING	2,991,176	6,711	145,461	160,568	312,740	19,127	0	19,127	377,588
SUMMIT ACADEMY SECONDARY-MIDDLETOWN	D095	BUTLER	1,293,873	2,903	62,921	69,456	135,280	8,273	0	8,273	163,331
HORIZON SCIENCE ACADEMY DENISON MIDDLE	D097	CUYAHOGA	2,761,027	6,195	134,269	148,214	288,678	17,655	0	17,655	348,535
HORIZON SCIENCE ACADEMY CLEVELAND MIDDLE	D098	CUYAHOGA	2,785,560	6,250	135,462	149,531	291,243	17,812	0	17,812	351,632
IMAC ACADEMY	D100	RICHLAND	297,936	668	14,489	15,993	31,150	1,905	0	1,905	37,610
CLEVELAND ARTS AND SOC SCIENCES ACAD	D104	CUYAHOGA	1,766,011	3,962	85,881	94,801	184,644	11,292	0	11,292	222,931
YOUNGSTOWN ACADEMY OF EXCELLENCE	D106	MAHONING	1,224,696	2,748	59,557	65,743	128,048	7,831	0	7,831	154,598
MONROE PREPARATORY ACADEMY	D108	LORAIN	1,569,855	3,522	76,342	84,271	164,135	10,038	0	10,038	198,169
TOLEDO PREP AND FITNESS	D110	LUCAS	2,056,214	4,614	99,994	110,379	214,987	13,148	0	13,148	259,564
MT HEALTHY PREP AND FITNESS	D111	HAMILTON	1,966,984	4,413	1,966,984	5,655	105,589	12,578	0	12,578	248,300
COLUMBUS PREP AND FITNESS	D112	FRANKLIN	2,972,492	6,670	144,553	159,565	310,788	19,007	0	19,007	375,230
PAUL D WHITE SCHOOL OF EXCELLENCE	D114	CUYAHOGA	114,892	258	5,587	6,167	12,012	735	0	735	14,503
CASCADE CAREER PREP HS	D119	SUMMIT	599,406	1,345	29,149	32,177	62,671	3,833	0	3,833	75,665
BENNETT VENTURE ACADEMY	D121	LUCAS	2,447,368	5,491	119,016	131,376	255,883	15,649	0	15,649	308,941
PAR EXCELLENCE ACADEMY	D128	LICKING	1,825,762	4,097	88,787	98,008	190,892	11,675	0	11,675	230,473
WINGS ACADEMY 1	D131	CUYAHOGA	1,584,649	3,556	77,062	85,065	165,683	10,133	0	10,133	200,037
WESTPARK COMMUNITY MIDDLE SCHOOL	D132	CUYAHOGA	1,589,561	3,567	77,301	85,329	166,197	10,164	0	10,164	200,657
OLD BROOKLYN MONTESSORI MIDDLE SCH	D135	CUYAHOGA	1,580,587	3,546	76,864	84,847	165,257	10,107	0	10,107	199,524
RITTMAN ACADEMY	D136	WAYNE	185,938	417	9,042	9,981	19,440	1,189	0	1,189	23,472
SOUTH SCIOTO ACADEMY	D140	FRANKLIN	1,673,724	3,755	81,393	89,847	174,995	10,702	0	10,702	211,281
STAMBAUGH ACADEMY	D141	MAHONING	2,795,565	6,273	135,949	150,068	292,290	17,876	0	17,876	352,895
DAYTON BUSINESS TECH HIGH SCHOOL	D145	MONTGOMERY	1,004,225	2,253	48,836	53,907	104,996	6,421	0	6,421	126,767
EAST BRIDGE ACADEMY OF EXCELLENCE	D148	FRANKLIN	1,489,562	3,342	72,438	79,961	155,741	9,525	0	9,525	188,033
EARLY COLLEGE ACADEMY	D149	FRANKLIN	1,491,938	3,348	72,553	80,088	155,989	9,540	0	9,540	188,333
CLEVELAND ENTREPRENEURSHIP PREP SCH	D150	CUYAHOGA	229,888	516	11,179	12,341	24,036	1,470	0	1,470	29,020
WESTSIDE ACADEMY	D151	FRANKLIN	1,401,095	3,144	68,135	75,212	146,491	8,959	0	8,959	176,866
GREATER OHIO VIRTUAL SCHOOL	D152	WARREN	3,586,888	8,048	174,431	192,547	375,026	22,936	0	22,936	452,787
GROVEPORT COMMUNITY SCHOOL	D154	FRANKLIN	4,709,356	10,567	229,016	252,801	492,384	30,113	0	30,113	594,481

STATE TEACHERS RETIREMENT SYSTEM OF OHIO
Schedule of Collective Pension Amounts by Employer
As of and for the year ended June 30, 2020

Employer Name	Employer Code	County	Net Pension Liability	Deferred Outflows of Resources				Deferred Inflows of Resources				Pension Expense (Income)
				Differences Between Expected and Actual Experience	Net Difference Between Projected and Actual Earnings on Pension Plan Investments		Total Deferred Outflows of Resources	Differences Between Expected and Actual Experience	Net Difference Between Projected and Actual Earnings on Pension Plan Investments		Total Deferred Inflows of Resources	Proportionate Share of Plan Pension Expense (Income)
					Changes of Assumptions	Changes of Assumptions			Changes of Assumptions	Changes of Assumptions		
HARVARD AVE PERFORMANCE ACADEMY	D156	CUYAHOGA	2,253,661	5,057	109,596	120,978	235,631	14,411	0	0	14,411	284,489
EAGLE LEARNING CENTER	D158	LUCAS	404,843	908	19,688	21,732	42,328	2,589	0	0	2,589	51,105
NORTH WOODS CAREER PREP HS	D163	FRANKLIN	676,344	1,518	32,891	36,307	70,716	4,325	0	0	4,325	85,378
THE MARITIME ACADEMY OF TOLEDO	D164	LUCAS	2,240,007	5,026	108,932	120,245	234,203	14,323	0	0	14,323	282,765
PURITAS COMMUNITY MIDDLE SCHOOL	D165	CUYAHOGA	1,125,454	2,525	54,731	60,415	117,671	7,197	0	0	7,197	142,071
NOBLE ACADEMY - CLEVELAND	D167	CUYAHOGA	3,981,854	8,934	193,638	213,749	416,321	25,461	0	0	25,461	502,645
LORAIN PREPARATORY ACADEMY	D168	LORAIN	4,058,539	9,106	197,367	217,865	424,338	25,952	0	0	25,952	512,326
EDUCATIONAL ACAD FOR BOYS AND GIRLS	D170	FRANKLIN	1,176,358	2,639	57,206	63,148	122,993	7,522	0	0	7,522	148,496
MIDNIMO CROSS CULTURAL SCHOOL	D171	FRANKLIN	1,234,742	2,770	60,046	66,282	129,098	7,895	0	0	7,895	155,866
NOBLE ACADEMY - COLUMBUS	D172	FRANKLIN	3,402,823	7,635	165,480	182,666	355,781	21,759	0	0	21,759	429,552
PROMISE ACADEMY	D173	CUYAHOGA	791,006	1,775	38,467	42,462	82,704	5,058	0	0	5,058	99,852
DAYTON EARLY COLLEGE ACADEMY	D174	MONTGOMERY	3,398,514	7,625	165,270	182,435	355,330	21,731	0	0	21,731	429,008
WESTSIDE COMM SCH OF THE ARTS	D178	CUYAHOGA	2,751,382	6,173	133,800	147,696	287,669	17,593	0	0	17,593	347,318
HORIZON SCIENCE ACAD - COLS MIDDLE SCH	D179	FRANKLIN	4,510,802	10,121	219,361	242,143	471,625	28,844	0	0	28,844	569,417
STAR ACADEMY OF TOLEDO	D183	LUCAS	85,196	191	4,143	4,573	8,907	545	0	0	545	10,755
CENTRAL ACADEMY OF OHIO	D185	LUCAS	909,179	2,040	44,213	48,805	95,058	5,814	0	0	5,814	114,769
CLAY AVENUE COMMUNITY SCHOOL	D186	LUCAS	3,371,738	7,565	163,968	180,997	352,530	21,560	0	0	21,560	425,628
FOUNDATION ACADEMY	D189	RICHLAND	3,033,772	6,807	147,533	162,855	317,195	19,399	0	0	19,399	382,965
SUMMIT ACADEMY TRANS HS CINCINNATI	D192	HAMILTON	950,736	2,133	46,234	51,036	99,403	6,079	0	0	6,079	120,015
SUMMIT ACADEMY TRANS HS COLUMBUS	D193	FRANKLIN	1,075,534	2,413	52,303	57,735	112,451	6,877	0	0	6,877	135,769
SUMMIT ACADEMY TRANS HS DAYTON	D194	MONTGOMERY	1,978,737	4,440	96,226	106,220	206,886	12,653	0	0	12,653	249,784
KIPP COLUMBUS	D195	FRANKLIN	16,706,353	37,485	812,432	896,809	1,746,726	106,826	0	0	106,826	2,108,910
COLUMBUS COLLEGIATE ACADEMY	D196	FRANKLIN	2,835,559	6,362	137,894	152,215	296,471	18,131	0	0	18,131	357,944
MADISON AVENUE SCHOOL OF ARTS	D200	LUCAS	2,986,651	6,701	145,241	160,326	312,268	19,098	0	0	19,098	377,017
KLEPINGER COMMUNITY SCHOOL	D201	MONTGOMERY	2,929,260	6,573	142,450	157,245	306,268	18,731	0	0	18,731	369,772
HARRISBURG PIKE COMMUNITY SCHOOL	D202	FRANKLIN	836,219	1,876	40,665	44,889	87,430	5,347	0	0	5,347	105,559
SULLIVANT AVENUE COMMUNITY SCHOOL	D203	FRANKLIN	1,723,583	3,867	83,818	92,523	180,208	11,021	0	0	11,021	217,575
HORIZON SCIENCE ACAD-ELEMENTARY SCH	D206	FRANKLIN	4,885,249	10,961	237,570	262,244	510,775	31,238	0	0	31,238	616,685
PERFORMANCE ACADEMY EASTLAND	D211	FRANKLIN	2,559,807	5,744	124,484	137,412	267,640	16,368	0	0	16,368	323,135
CESAR CHAVEZ COLLEGE PREP SCHOOL	D213	FRANKLIN	2,526,029	5,668	122,841	135,599	264,108	16,152	0	0	16,152	318,871
MAHONING COUNTY HIGH SCHOOL	D214	MAHONING	254,034	570	12,354	13,637	26,561	1,624	0	0	1,624	32,068
ASHLAND COUNTY COMMUNITY ACADEMY	D215	ASHLAND	509,751	1,144	24,789	27,364	53,297	3,260	0	0	3,260	64,348
HORIZON SCIENCE ACADEMY LORAIN	D216	LORAIN	6,350,146	14,248	308,808	340,880	663,936	40,605	0	0	40,605	801,604
ACHIEVE CAREER PREP ACADEMY	D217	LUCAS	946,490	2,124	46,028	50,808	98,960	6,052	0	0	6,052	119,479
VILLAGE PREPARATORY SCHOOL	D222	CUYAHOGA	8,580,934	19,253	417,292	460,630	897,175	54,869	0	0	54,869	1,083,206
HORIZON SCIENCE ACADEMY DAYTON HS	D223	MONTGOMERY	2,410,943	5,410	117,244	129,421	252,075	15,416	0	0	15,416	304,343
L HOLLINGWORTH SCH FOR TAL GIFT	D224	LUCAS	2,422,659	5,436	117,814	130,050	253,300	15,491	0	0	15,491	305,822
BELLA ACADEMY OF EXCELLENCE	D227	CUYAHOGA	1,711,102	3,839	83,211	91,853	178,903	10,941	0	0	10,941	215,999
RENAISSANCE ACADEMY	D229	FRANKLIN	1,040,428	2,334	50,596	55,851	108,781	6,653	0	0	6,653	131,337
HORIZON SCIENCE ACADEMY YOUNGSTOWN	D233	MAHONING	3,554,936	7,976	172,877	190,831	371,684	22,731	0	0	22,731	448,754
IMAGINE AKRON ACADEMY	D238	SUMMIT	133,705	300	6,502	7,177	13,979	855	0	0	855	16,878
THE RICHLAND SCHOOL OF ACADEMIC ARTS	D239	RICHLAND	2,323,521	5,213	112,993	124,728	242,934	14,857	0	0	14,857	293,307
CLEVELAND COLLEGE PREPARATORY	D242	CUYAHOGA	2,688,217	6,032	130,728	144,305	281,065	17,189	0	0	17,189	339,344
NORTHEAST OHIO COLLEGE PREPARATORY	D243	CUYAHOGA	3,557,448	7,982	172,999	190,966	371,947	22,747	0	0	22,747	449,071
EVEREST HIGH SCHOOL	D247	FRANKLIN	330,990	743	16,096	17,768	34,607	2,116	0	0	2,116	41,782
HORIZON SCI ACAD DOWNTOWN DAYTON	D248	MONTGOMERY	2,206,587	4,951	107,307	118,451	230,709	14,110	0	0	14,110	278,546
SOUTHSIDE ACADEMY	D251	MAHONING	1,572,863	3,529	76,489	84,432	164,450	10,057	0	0	10,057	198,549
ZENITH ACADEMY EAST COMM SCH	D252	FRANKLIN	1,777,761	3,989	86,453	95,431	185,873	11,368	0	0	11,368	224,414
COLUMBUS PERFORMANCE ACADEMY	D253	FRANKLIN	1,156,575	2,595	56,244	62,086	120,925	7,396	0	0	7,396	145,999
FREDERICK DOUGLASS RECLAMATION ACAD	D255	CUYAHOGA	466,999	1,048	22,710	25,069	48,827	2,986	0	0	2,986	58,951
CENTRAL HIGH SCHOOL	D256	FRANKLIN	708,235	1,589	34,442	38,019	74,050	4,529	0	0	4,529	89,403
ROAD TO SUCCESS ACADEMY	D258	FRANKLIN	420,849	944	20,466	22,591	44,001	2,691	0	0	2,691	53,125
MASON RUN HIGH SCHOOL	D259	FRANKLIN	890,681	1,998	43,314	47,812	93,124	5,695	0	0	5,695	112,434
CAPITAL HIGH SCHOOL	D260	FRANKLIN	679,342	1,524	33,036	36,468	71,028	4,344	0	0	4,344	85,756
OLD BROOK HIGH SCHOOL	D261	CUYAHOGA	829,919	1,862	40,359	44,551	86,772	5,307	0	0	5,307	104,764
REGENT HIGH SCHOOL	D262	CUYAHOGA	1,135,619	2,548	55,225	60,961	118,734	7,262	0	0	7,262	143,354
COLUMBUS BILINGUAL ACADEMY NORTH	D263	FRANKLIN	2,054,426	4,610	99,907	110,283	214,800	13,137	0	0	13,137	259,338

STATE TEACHERS RETIREMENT SYSTEM OF OHIO
Schedule of Collective Pension Amounts by Employer
As of and for the year ended June 30, 2020

Employer Name	Employer Code	County	Net Pension Liability	Deferred Outflows of Resources			Deferred Inflows of Resources			Pension Expense (Income)	
				Differences Between Expected and Actual Experience	Net Difference Between Projected and Actual Earnings on Pension Plan Investments	Total Deferred Outflows of Resources	Differences Between Expected and Actual Experience	Net Difference Between Projected and Actual Earnings on Pension Plan Investments	Total Deferred Inflows of Resources		
AKROS MIDDLE SCHOOL	D264	SUMMIT	1,224,918	2,748	59,568	65,754	128,070	7,833	0	7,833	154,626
PATRIOT PREPARATORY ACADEMY	D265	FRANKLIN	4,057,799	9,105	197,331	217,825	424,261	25,947	0	25,947	512,232
CONSTELLATION - STOCKYARD COMM MDL	D267	CUYAHOGA	589,377	1,322	28,661	31,638	61,621	3,769	0	3,769	74,399
FOXFIRE INTERMEDIATE SCHOOL	D269	MUSKINGUM	1,291,756	2,898	62,818	69,342	135,058	8,260	0	8,260	163,064
UNIV OF CLEVELAND PREP SCHOOL	D274	CUYAHOGA	1,270,945	2,852	61,806	68,225	132,883	8,127	0	8,127	160,436
EAGLE ELEMENTARY OF AKRON	D275	SUMMIT	1,070,296	2,401	52,049	57,454	111,904	6,844	0	6,844	135,108
CONSTELLATION - EASTSIDE ARTS ACAD	D276	CUYAHOGA	1,197,465	2,687	58,233	64,281	125,201	7,657	0	7,657	151,161
MADISONVILLE SMART ELEM	D278	HAMILTON	75,732	170	3,683	4,065	7,918	484	0	484	9,560
GLOBAL VILLAGE ACADEMY	D282	CUYAHOGA	1,481,522	3,324	72,047	79,529	154,900	9,473	0	9,473	187,018
ACADEMY FOR URBAN SCHOLARS	D287	FRANKLIN	1,071,411	2,404	52,103	57,514	112,021	6,851	0	6,851	135,249
FOCUS NORTH HIGH SCHOOL	D288	FRANKLIN	1,077,572	2,418	52,402	57,845	112,665	6,890	0	6,890	136,026
CITIZENS LEADERSHIP ACADEMY	D289	CUYAHOGA	2,770,488	6,216	134,729	148,722	289,667	17,715	0	17,715	349,730
STEAM ACADEMY OF WARREN	D297	TRUMBULL	1,847,742	4,146	89,856	99,188	193,190	11,815	0	11,815	233,248
NEAR WEST INTERGENERATIONAL SCHOOL	D300	CUYAHOGA	2,624,000	5,888	127,605	140,858	274,351	16,779	0	16,779	331,238
BROADWAY ACADEMY	D301	CUYAHOGA	1,149,500	2,579	55,900	61,706	120,185	7,350	0	7,350	145,106
TOWNSEND NORTH COMMUNITY SCHOOL	D304	ERIE	6,348,762	14,245	308,741	340,806	663,792	40,596	0	40,596	801,430
DECA PREP	D306	MONTGOMERY	8,958,653	20,101	435,660	480,907	936,668	57,284	0	57,284	1,130,887
LAKE ERIE COLLEGE PREP	D307	CUYAHOGA	1,587,591	3,562	77,205	85,223	165,990	10,152	0	10,152	200,408
CLEVELAND PREPARATORY ACADEMY	D308	CUYAHOGA	895,092	2,008	43,528	48,049	93,585	5,724	0	5,724	112,991
COLUMBUS COLLEGIATE ACAD WEST	D313	FRANKLIN	1,633,845	3,666	79,454	87,706	170,826	10,447	0	10,447	206,247
STEPSTONE ACADEMY	D315	CUYAHOGA	1,290,012	2,894	62,733	69,249	134,876	8,249	0	8,249	162,843
ACADEMY OF EDUCATIONAL EXCELLENCE	D318	LUCAS	741,021	1,663	36,036	39,779	77,478	4,738	0	4,738	93,542
BROOKWOOD ACADEMY	D319	FRANKLIN	211,576	475	10,289	11,358	22,122	1,353	0	1,353	26,708
CITIZENS ACADEMY EAST	D320	CUYAHOGA	2,828,920	6,347	137,571	151,858	295,776	18,089	0	18,089	357,106
HOPE ACADEMY FOR AUTISM	D323	TRUMBULL	320,015	718	15,562	17,179	33,459	2,046	0	2,046	40,397
IMAGINE ENVIRONMENTAL SCIENCE ACADEMY	D324	LUCAS	775,029	1,739	37,690	41,604	81,033	4,956	0	4,956	97,835
VILLAGE PREP WOODLAND HILLS	D330	CUYAHOGA	6,953,276	15,601	338,139	373,257	726,997	44,461	0	44,461	877,740
SUNBRIDGE SCHOOLS	D333	LUCAS	2,119,983	4,757	103,095	113,802	221,654	13,556	0	13,556	267,614
BIO-MED SCIENCE ACADEMY STEM	D335	PORTAGE	24,661	55	1,199	1,324	2,578	158	0	158	3,113
A-PLUS CHILDRENS ACADEMY	D336	FRANKLIN	925,770	2,077	45,020	49,696	96,793	5,920	0	5,920	116,864
EAST ACADEMY	D340	CUYAHOGA	1,434,520	3,219	69,761	77,006	149,986	9,173	0	9,173	181,085
FRANKLINTON PREPARATORY ACADEMY	D343	FRANKLIN	1,197,942	2,688	58,256	64,306	125,250	7,660	0	7,660	151,221
AKRON PREPARATORY SCHOOL	D344	SUMMIT	1,557,348	3,494	75,734	83,600	162,828	9,958	0	9,958	196,590
CANTON COLLEGE PREPARATORY SCHOOL	D345	STARK	1,842,549	4,134	89,603	98,909	192,646	11,782	0	11,782	232,592
OHIO COLLEGE PREPARATORY SCHOOL	D346	CUYAHOGA	1,587,480	3,562	77,199	85,217	165,978	10,151	0	10,151	200,394
LINCOLN PARK ACADEMY	D348	CUYAHOGA	2,633,231	5,908	128,054	141,354	275,316	16,838	0	16,838	332,403
WEST PARK ACADEMY	D349	CUYAHOGA	1,411,538	3,167	68,643	75,772	147,582	9,026	0	9,026	178,184
MAIN STREET PREPARATORY ACADEMY	D350	SUMMIT	1,080,190	2,424	52,530	57,985	112,939	6,907	0	6,907	136,357
WINTON PREPARATORY ACADEMY	D351	HAMILTON	1,870,235	4,196	90,950	100,395	195,541	11,959	0	11,959	236,087
CHAPELSIDE CLEVELAND ACADEMY	D352	CUYAHOGA	1,924,999	4,319	93,613	103,335	201,267	12,309	0	12,309	243,000
UNIVERSITY ACADEMY	D353	SUMMIT	1,670,977	3,749	81,260	89,699	174,708	10,685	0	10,685	210,934
ACADEMY FOR URBAN SCHOLARS YNGSTWN	D354	MAHONING	995,751	2,234	48,423	53,453	104,110	6,367	0	6,367	125,698
CINCINNATI TECHNOLOGY ACADEMY	D358	HAMILTON	746,015	1,674	36,279	40,047	78,000	4,770	0	4,770	94,172
DISCOVERY ACADEMY	D359	LUCAS	2,866,032	6,431	139,375	153,851	299,657	18,326	0	18,326	361,791
EAST PREP ACADEMY	D360	CUYAHOGA	1,029,909	2,311	50,085	55,286	107,682	6,586	0	6,586	130,010
OHIO CONSTRUCTION ACADEMY	D363	FRANKLIN	617,457	1,385	30,027	33,146	64,558	3,948	0	3,948	77,944
DAYTON SMART ELEMENTARY SCHOOL	D373	MONTGOMERY	899,195	2,018	43,728	48,269	94,015	5,750	0	5,750	113,509
EASTLAND PREPARATORY ACADEMY	D374	FRANKLIN	1,630,267	3,658	79,280	87,514	170,452	10,424	0	10,424	205,795
IMAGINE COLUMBUS PRIMARY ACAD	D376	FRANKLIN	1,011,179	2,269	49,174	54,281	105,724	6,466	0	6,466	127,645
IMAGINE LEADERSHIP ACADEMY	D377	SUMMIT	878,578	1,971	42,725	47,163	91,859	5,618	0	5,618	110,906
ALBERT EINSTEIN ACADEMY	D380	CUYAHOGA	4,012,946	9,004	195,150	215,418	419,572	25,660	0	25,660	506,570
HOPE LEARNING ACADEMY OF TOLEDO	D381	LUCAS	1,602,997	3,597	77,954	86,050	167,601	10,250	0	10,250	202,353
RISE & SHINE ACADEMY	D389	LUCAS	739,538	1,659	35,964	39,699	77,322	4,729	0	4,729	93,355
STEAM ACADEMY OF WARRENSVILLE HEIGHTS	D392	CUYAHOGA	1,100,420	2,469	53,514	59,071	115,054	7,036	0	7,036	138,910
LAKESHORE INTERGENERATIONAL SCHOOL	D400	CUYAHOGA	2,251,600	5,052	109,496	120,867	235,415	14,397	0	14,397	284,228
REACH ACADEMY	D401	LUCAS	15,413	35	750	827	1,612	99	0	99	1,946
STEEL ACADEMY INC	D402	SUMMIT	1,080,693	2,425	52,554	58,012	112,991	6,910	0	6,910	136,420

STATE TEACHERS RETIREMENT SYSTEM OF OHIO
Schedule of Collective Pension Amounts by Employer
As of and for the year ended June 30, 2020

Employer Name	Employer Code	County	Net Pension Liability	Deferred Outflows of Resources				Deferred Inflows of Resources				Pension Expense (Income)
				Differences Between Expected and Actual Experience	Net Difference Between Projected and Actual Earnings on Pension Plan Investments	Changes of Assumptions	Total Deferred Outflows of Resources	Differences Between Expected and Actual Experience	Net Difference Between Projected and Actual Earnings on Pension Plan Investments	Changes of Assumptions	Total Deferred Inflows of Resources	Proportionate Share of Plan Pension Expense (Income)
TOLEDO SMART ELEMENTARY	D403	LUCAS	164,983	370	8,023	8,856	17,249	1,055	0	0	1,055	20,827
UNITED PREPARATORY ACADEMY	D404	FRANKLIN	2,066,502	4,637	100,494	110,931	216,062	13,214	0	0	13,214	260,863
UTICA SHALE ACADEMY OF OHIO	D405	COLUMBIANA	27,427	62	1,334	1,472	2,868	175	0	0	175	3,462
T2 HONORS ACADEMY	D407	CUYAHOGA	752,451	1,688	36,592	40,392	78,672	4,811	0	0	4,811	94,985
CLARK PREPARATORY ACADEMY	D409	CLARK	63,341	142	3,080	3,400	6,622	405	0	0	405	7,996
FLEX HIGH SCHOOL	D410	FRANKLIN	1,316,661	2,954	64,029	70,679	137,662	8,419	0	0	8,419	166,207
CITIZENS ACADEMY SOUTHEAST	D411	CUYAHOGA	3,604,803	8,088	175,302	193,508	376,898	23,050	0	0	23,050	455,049
ZENITH ACADEMY WEST	D412	FRANKLIN	1,251,392	2,808	60,855	67,176	130,839	8,002	0	0	8,002	157,968
STONEBROOK MONTESSORI	D413	CUYAHOGA	1,360,488	3,053	66,161	73,032	142,246	8,699	0	0	8,699	171,740
GLOBAL AMBASSADORS LANGUAGE ACAD	D419	CUYAHOGA	2,104,539	4,722	102,344	112,973	220,039	13,457	0	0	13,457	265,664
VILLAGE PREPARATORY SCHOOL WILLARD	D420	CUYAHOGA	4,349,131	9,758	211,499	233,464	454,721	27,810	0	0	27,810	549,008
WESTWOOD PREPARATORY ACADEMY	D421	FRANKLIN	2,949,307	6,618	143,425	158,321	308,364	18,859	0	0	18,859	372,303
BRIDGE GATE COMMUNITY SCHOOL	D422	FRANKLIN	1,570,731	3,524	76,385	84,318	164,227	10,044	0	0	10,044	198,280
BEACON ACADEMY	D423	STARK	1,495,756	3,356	72,739	80,293	156,388	9,564	0	0	9,564	188,815
I-LEAD SPRING MEADOWS	D424	LUCAS	1,508,963	3,386	73,381	81,002	157,769	9,649	0	0	9,649	190,482
URBAN EARLY COLLEGE NETWORK	D425	MONTGOMERY	653,933	1,467	31,801	35,104	68,372	4,181	0	0	4,181	82,549
EAST BRANCH PREP DBA WRIGHT PREP ACAD	D426	STARK	1,140,185	2,558	55,447	61,206	119,211	7,291	0	0	7,291	143,930
CITIZENS LEADERSHIP ACADEMY EAST	D428	CUYAHOGA	2,187,941	4,909	106,400	117,450	228,759	13,990	0	0	13,990	276,193
EUCLID PREPARATORY ACADEMY	D429	CUYAHOGA	1,769,234	3,970	86,038	94,974	184,982	11,313	0	0	11,313	223,338
LIBERTY HIGH SCHOOL	D430	MONTGOMERY	1,000,327	2,244	48,646	53,698	104,588	6,396	0	0	6,396	126,275
ORCHARD PARK ACADEMY	D431	CUYAHOGA	1,121,043	2,515	54,516	60,178	117,209	7,168	0	0	7,168	141,514
SOUTH COLUMBUS PREP ACADEMY	D432	FRANKLIN	1,244,232	2,792	60,507	66,791	130,090	7,956	0	0	7,956	157,064
KIDS CARE ELEMENTARY	D433	FRANKLIN	1,031,027	2,313	50,139	55,346	107,798	6,593	0	0	6,593	130,151
UNITED PREP ACADEMY EAST	D434	FRANKLIN	1,013,013	2,273	49,263	54,379	105,915	6,478	0	0	6,478	127,877
SOUTHWEST OHIO PREP SCHOOL	D435	HAMILTON	547,616	1,229	26,631	29,396	57,256	3,502	0	0	3,502	69,128
HORIZON SCIENCE ACADEMY PRIMARY	D437	FRANKLIN	2,117,070	4,750	102,953	113,646	221,349	13,537	0	0	13,537	267,246
INSPIRE CHARTER SCHOOL	D438	FRANKLIN	971,250	2,179	47,232	52,137	101,548	6,210	0	0	6,210	122,605
SMART ACADEMY	D439	CUYAHOGA	592,036	1,328	28,791	31,781	61,900	3,786	0	0	3,786	74,735
MONTGOMERY PREPARATORY ACADEMY	D440	MONTGOMERY	1,459,466	3,275	70,974	78,345	152,594	9,332	0	0	9,332	184,234
MT AUBURN PREPARATORY ACADEMY	D441	HAMILTON	1,760,134	3,949	85,596	94,485	184,030	11,255	0	0	11,255	222,189
LORAIN BILINGUAL PREPARATORY ACADEMY	D442	LORAIN	1,127,162	2,529	54,814	60,507	117,850	7,207	0	0	7,207	142,286
ACHIEVEPOINT CAREER ACADEMY COLUMBUS	D443	FRANKLIN	10,221	23	497	549	1,069	65	0	0	65	1,290
ACHIEVEPOINT CAREER ACADEMY CINCINNATI	D444	HAMILTON	270,083	606	13,134	14,498	28,238	1,727	0	0	1,727	34,094
GREAT RIVER CONNECTIONS ACADEMY	D445	FRANKLIN	3,856,601	8,653	187,547	207,025	403,225	24,660	0	0	24,660	486,834
ACADEMY OF JUNIOR SCHOLARS	D446	HAMILTON	525,043	1,178	25,533	28,185	54,896	3,357	0	0	3,357	66,278
REGENERATION BOND HILL	D447	HAMILTON	1,355,848	3,042	65,935	72,783	141,760	8,670	0	0	8,670	171,154
OHIO DIGITAL LEARNING SCHOOL	D448	LUCAS	1,159,682	2,602	56,395	62,253	121,250	7,415	0	0	7,415	146,391
NORTHWEST OHIO CLASSICAL ACADEMY	D449	LUCAS	1,229,334	2,758	59,783	65,991	128,532	7,861	0	0	7,861	155,184
MARION PREPARATORY ACADEMY	D450	MARION	792,908	1,779	38,559	42,564	82,902	5,070	0	0	5,070	100,092
KENMORE PREPARATORY ACADEMY	D451	FRANKLIN	1,075,278	2,413	52,291	57,722	112,426	6,876	0	0	6,876	135,737
HUBER HEIGHTS PREPARATORY ACADEMY	D452	CUYAHOGA	344,845	774	16,770	18,512	36,056	2,205	0	0	2,205	43,531
CYPRESS HIGH SCHOOL	D453	HAMILTON	324,428	728	15,777	17,416	33,921	2,074	0	0	2,074	40,954
CAPITAL COLLEGIATE PREPARATORY ACADEMY	D454	FRANKLIN	717,403	1,610	34,887	38,511	75,008	4,587	0	0	4,587	90,561
URBAN MALE TECH ACADEMY	D456	MONTGOMERY	111,732	251	5,434	5,998	11,683	714	0	0	714	14,104
NORTH COLUMBUS PREPARATORY ACADEMY	D457	FRANKLIN	582,343	1,307	28,319	31,261	60,887	3,724	0	0	3,724	73,511
Grand Total			\$24,196,441,793	\$54,290,751	\$1,176,675,643	\$1,298,881,597	\$2,529,847,991	\$154,719,732	\$0	\$0	\$154,719,732	\$3,054,413,798

**Note 1 — Nature and Organization of the Pension Plan
State Teachers Retirement System of Ohio**

The following brief description of State Teachers Retirement System of Ohio (STRS Ohio) is provided for general information purposes only. Users of this report should refer to the June 30, 2020 STRS Ohio *Comprehensive Annual Financial Report* for more information.

Plan Membership — STRS Ohio is a cost-sharing multiple employer statewide retirement plan for licensed teachers and other faculty members employed in the public schools of Ohio (the state) or any school, college, university, institution or other agency controlled, managed and supported, in whole or part, by the state or any political subdivision thereof. STRS Ohio provides retirement and disability benefits to members and death and survivor benefits to beneficiaries.

Pension Benefits — New members have a choice of three retirement plan options: a Defined Benefit (DB) Plan, a Defined Contribution (DC) Plan and a Combined (CO) Plan. Benefits are established by Ohio Revised Code Chapter 3307.

The DB Plan offers an annual retirement allowance based on final average salary multiplied by a percentage that varies based on years of service. Effective Aug. 1, 2015, the calculation is 2.2% of final average salary for the five highest years of earnings multiplied by all years of service. Eligibility changes will be phased in until Aug. 1, 2026, when retirement eligibility for unreduced benefits will be five years of service credit and age 65, or 35 years of service credit and at least age 60.

Eligibility changes for DB Plan members who retire with actuarially reduced benefits will be phased in until Aug. 1, 2023 when retirement eligibility will be five years of qualifying service credit and age 60, or 30 years of service credit at any age.

The DC Plan allows members to place all of their member contributions and 9.53% of the 14% employer contributions into an investment account. The member determines how to allocate the member and employer money among various investment choices offered by STRS Ohio. The remaining 4.47% of the 14% employer rate is allocated to the defined benefit unfunded liability. A member is eligible to receive a retirement benefit at age 50 and termination of employment. The member may elect to receive a lifetime monthly annuity or a lump sum withdrawal.

The CO Plan offers features of both the DB Plan and the DC Plan. In the CO Plan, 12% of the 14% member rate is deposited into the member's DC account and the remaining 2% is applied to the DB Plan. Member contributions to the DC Plan are allocated among investment choices by the member, and contributions to the DB Plan from the employer and the member are used to fund the defined benefit payment at a reduced level from the regular DB Plan. The defined benefit portion of the CO Plan payment is payable to a member on or after age 60 with five years of service. The defined contribution portion of the account may be taken as a lump sum payment or converted to a lifetime monthly annuity at age 50 and after termination of employment.

New members who choose the DC Plan or CO Plan will have another opportunity to reselect a permanent plan during their fifth year of membership. Members may remain in the same plan or transfer to another STRS Ohio plan. The optional annuitization of a member's defined contribution account or the defined contribution portion of a member's CO Plan account to a lifetime benefit results in STRS Ohio bearing the risk of investment gain or loss on the account. STRS Ohio therefore has included all three plan options in the GASB 68 schedules of employer allocations and pension amounts by employer.

A DB or CO Plan member with five or more years of credited service, who is determined to be disabled, may qualify for a disability benefit. New members must have at least 10 years of qualifying service credit to apply for disability benefits. Members in the DC Plan who become disabled are entitled only to their account balance.

Eligible survivors of members who die before service retirement may qualify for monthly benefits. If a member of the DC Plan dies before retirement benefits begin, the member's designated beneficiary is entitled to receive the member's account balance.

Contributions — Employer and member contribution rates are established by the Retirement Board and limited by Chapter 3307 of the Ohio Revised Code. The employer and member contribution rates are 14% of covered payroll.

Note 2 — Measurement Focus and Basis of Accounting

The schedules are presented in accordance with the provisions of the Governmental Accounting Standards Board (GASB), which is the nationally accepted standard setting body for establishing accounting principles generally accepted in the United States of America for governmental entities. As prescribed by GASB, the schedules are reported using the economic resources measurement focus and the accrual basis of accounting.

For purposes of measuring the net pension liability, deferred outflows of resources and deferred inflows of resources related to pensions, and pension expense, information about the fiduciary net position of STRS Ohio and additions to/deductions from STRS Ohio's fiduciary net position have been determined on the same basis as they are reported by STRS Ohio. For this purpose, benefit payments (including refunds of member contributions) are recognized when due and payable in accordance with the terms of the plan. Investments are reported at fair value.

The preparation of financial statements in conformity with accounting principles generally accepted in the United States of America requires management to make estimates and assumptions that affect the reported amounts of assets and liabilities and disclosures of contingent assets and liabilities at the date of the financial statements, as well as the reported amounts of revenues and expenses during the reporting period. Actual results could differ from those estimates and assumptions.

Note 3 — Net Pension Liability

The net pension liability of \$24,196,441,793 was measured as of June 30, 2020 and the total pension liability used to calculate the net pension liability was determined by an independent actuarial valuation as of that date. Each respective employer allocation percentage of the net pension liability is based on the employer's share of employer contributions in the pension plan relative to the total employer contributions of all participating STRS Ohio employers. Employer contributions were determined based on the 14% employer rate and total member contributions from employer payroll reports for the year ended June 30, 2020. The difference between the total employer contributions based on the payroll reports and the employer contributions on the STRS Ohio CAFR is summarized as follows (in thousands):

Employer contributions based on employer payroll reports	\$1,689,581
Difference between accrued and reported employer payroll	7,140
Purchase service credit and other employer contributions	<u>10,240</u>
Employer contributions reported on the STRS Ohio CAFR	\$1,706,961

Note 4 — Deferred Outflows and Deferred Inflows

Deferred outflows and deferred inflows represent the effect of changes in the net pension liability due to the difference between projected and actual investment earnings, differences between expected and actual actuarial experience, changes in assumptions, difference between employer contributions and proportionate share of employer contributions and changes in the employer's proportion of the collective

net pension liability. The difference between employer contributions and the proportionate share of employer contributions is not presented in the schedule of collective pension amounts by employer and is determined by each individual employer. The deferred outflows and deferred inflows are to be included in pension expense over current and future periods. The difference between projected and actual investment earnings is recognized in pension expense using a straight line method over a closed five year period beginning in the current year. Deferred outflows and deferred inflows resulting from changes in sources other than differences between projected and actual investment earnings are also amortized over a closed five year period using a straight line method which represents the average expected remaining service lives of all members (both active and inactive). Employer contributions to the pension plan subsequent to the measurement date are also required to be reported as a deferred outflow of resources.

Note 5 — Actuarial Assumptions

The total pension liability in the June 30, 2020 actuarial valuation was determined using the following assumptions, applied to all periods included in the measurement:

Inflation	2.50%
Salary increases	12.50% at age 20 to 2.50% at age 65
Payroll increases	3.00%
Investment rate of return	7.45%, net of investment expenses, including inflation
Discount rate of return	7.45%

Cost-of-living adjustments (COLA) 0%

Mortality Rates — Post-retirement mortality rates are based on the RP-2014 Annuitant Mortality Tables with 50% of rates through age 69, 70% of rates between ages 70 and 79, 90% of rates between ages 80 and 84, and 100% of rates thereafter, projected forward generationally using mortality improvement scale MP-2016. Pre-retirement mortality rates are based on RP-2014 Employee Mortality Tables, projected forward generationally using mortality improvement scale MP-2016. Post-retirement disabled mortality rates are based on the RP-2014 Disabled Mortality Tables with 90% of rates for males and 100% of rates for females, projected forward generationally using mortality improvement scale MP-2016.

Experience Studies — Actuarial assumptions used in the June 30, 2020 valuation are based on the results of the latest available actuarial experience study which is for the period July 1, 2011 through June 30, 2016.

Investment Return Assumptions —STRS Ohio’s investment consultant develops an estimate range for the investment return assumption based on the target allocation adopted by the Retirement Board. The target allocation and long-term expected rate of return for each major asset class are summarized as follows:

<u>Asset Class</u>	<u>Target Allocation</u>	<u>Long-Term Expected Rate of Return *</u>
Domestic Equity	28%	7.35%
International Equity	23%	7.55%
Alternatives	17%	7.09%
Fixed Income	21%	3.00%
Real Estate	10%	6.00%
Liquidity Reserves	1%	2.25%

* 10-Year annualized geometric nominal returns, which include the real rate of return and inflation of 2.25%, but does not include investment expenses. Over a 30-year period, STRS Ohio’s investment consultant indicates that the above target allocations should generate a return above the actuarial rate of return, without net value added by management.

Discount Rate — The discount rate used to measure the total pension liability was 7.45% as of June 30, 2020. The projection of cash flows used to determine the discount rate assumes that member and employer contributions will be made at the statutory contribution rates in accordance with the rates described in Note 1. For this purpose, only employer contributions that are intended to fund benefits of current plan members and their beneficiaries are included. Based on those assumptions, STRS Ohio’s fiduciary net position was projected to be available to make all projected future benefit payments to current plan members as of June 30, 2020. Therefore, the long-term expected rate of return on pension plan investments of 7.45% was applied to all periods of projected benefit payments to determine the total pension liability as of June 30, 2020.

Sensitivity of Net Pension Liability to the Discount Rate Assumption — The following table represents the net pension liability as of June 30, 2020, calculated using the current period discount rate assumption of 7.45%, as well as what the net pension liability would be if it were calculated using a discount rate that is one percentage point lower (6.45%) or one percentage point higher (8.45%) than the current assumption:

	1% Decrease (6.45%)	Current Discount Rate (7.45%)	1% Increase (8.45%)
Net Pension Liability as of June 30, 2020	\$34,451,520,669	\$24,196,441,793	\$15,506,116,622

Assumption and Benefit Changes Since the Prior Measurement Date —

There were no changes in assumptions or benefit terms since the prior measurement date of June 30, 2019.

Note 6 — Additional Financial and Actuarial Information

Additional financial information supporting the preparation of the Schedule of Employer Allocations and the Schedule of Collective Pension Amounts by Employer, including the disclosure of the net pension liability and the unmodified audit opinion on the financial statements is located in STRS Ohio’s Comprehensive Annual Financial Report (CAFR) for the fiscal year ended June 30, 2020. The supporting actuarial information is included in the Schedules of Changes in Employers’ Net Pension Liability and Employers’ Net Pension Liability and Notes to Required Supplementary Information - Pension in STRS Ohio’s June 30, 2020 CAFR as well as the Actuarial Valuation Report as of June 30, 2020. The CAFR and actuarial valuation reports are available at www.strsoh.org or by contacting STRS Ohio at: State Teachers Retirement System of Ohio, 275 E. Broad St., Columbus, Ohio 43215-3771.



**INDEPENDENT AUDITORS' REPORT ON INTERNAL CONTROL OVER
FINANCIAL REPORTING AND ON COMPLIANCE AND OTHER MATTERS
BASED ON AN AUDIT OF FINANCIAL STATEMENTS PERFORMED IN
ACCORDANCE WITH GOVERNMENT AUDITING STANDARDS**

Retirement Board
State Teachers Retirement System of Ohio and
The Honorable Keith Faber, Auditor of State
Columbus, Ohio

We have audited, in accordance with the auditing standards generally accepted in the United States of America and the standards applicable to financial audits contained in *Government Auditing Standards* issued by the Comptroller General of the United States, the schedule of employer allocations and the total for all entities of the columns titled net pension liability, total deferred outflows of resources, total deferred inflows of resources, and total plan pension expense (income) as of and for the year ended June 30, 2020 (specified column totals), included in the schedule of collective pension amounts by employer of State Teachers Retirement System of Ohio (STRS Ohio), and have issued our report thereon dated March 15, 2021.

Internal Control Over Financial Reporting

Management of STRS Ohio is responsible for establishing and maintaining effective internal control over financial reporting. In planning and performing our audits, we considered STRS Ohio's internal control over financial reporting as a basis for designing our auditing procedures for the purpose of expressing our opinion on the schedule of employer allocations and the specified column totals included in the schedule of collective pension amounts by employer, but not for the purpose of expressing an opinion on the effectiveness of STRS Ohio's internal control over financial reporting. Accordingly, we do not express an opinion on the effectiveness of STRS Ohio's internal control over financial reporting.

A *deficiency in internal control* exists when the design or operation of a control does not allow management or employees, in the normal course of performing their assigned functions, to prevent, or detect and correct, misstatements on a timely basis. A *material weakness* is a deficiency, or a combination of deficiencies, in internal control, such that there is a reasonable possibility that a material misstatement of the entity's schedule of employer allocations and the specified column totals included in the schedule of collective pension amounts by employer will not be prevented, or detected and corrected on a timely basis. A *significant deficiency* is a deficiency, or a combination of deficiencies, in internal control that is less severe than a material weakness, yet important enough to merit attention by those charged with governance.


Our consideration of internal control was for the limited purpose described in the first paragraph of this section and was not designed to identify all deficiencies in internal control that might be material weaknesses or significant deficiencies. Given these limitations, during our audit we did not identify any deficiencies in internal control that we consider to be material weaknesses. However, material weaknesses may exist that have not been identified.

Compliance and Other Matters

As part of obtaining reasonable assurance about whether STRS Ohio's schedule of employer allocations and the specified column totals included in the schedule of collective pension amounts by employer are free of material misstatement, we performed tests of its compliance with certain provisions of laws, regulations, contracts, and grant agreements, noncompliance with which could have a direct and material effect on the determination of the schedule of employer allocations and the specified column totals included in the schedule of collective pension amounts by employer. However, providing an opinion on compliance with those provisions was not an objective of our audit and, accordingly, we do not express such an opinion. The results of our tests disclosed no instances of noncompliance or other matters that are required to be reported under *Government Auditing Standards*.

Purpose of this Report

The purpose of this report is solely to describe the scope of our testing of internal control and compliance and the results of that testing, and not to provide an opinion on the effectiveness of the entity's internal control or on compliance. This report is an integral part of an audit performed in accordance with *Government Auditing Standards* in considering STRS Ohio's internal control and compliance. Accordingly, this communication is not suitable for any other purpose.



CliftonLarsonAllen LLP

Toledo, Ohio
March 15, 2021



STATE TEACHERS
RETIREMENT SYSTEM
OF OHIO

**Schedules of Employer Allocations
and Collective Postemployment Benefits Other Than
Pension (OPEB) Amounts by Employer**

June 30, 2020

OHIO AUDITOR OF STATE
KEITH FABER



88 East Broad Street
Columbus, Ohio 43215
IPARReport@ohioauditor.gov
(800) 282-0370

Retirement Board
State Teachers Retirement System of Ohio
275 East Broad Street
Columbus, Ohio 43215

We have reviewed the *Independent Auditors' Report* of the GASB 75 (OPEB) related schedules of the State Teachers Retirement System of Ohio, Franklin County, prepared by CliftonLarsonAllen LLP, for the audit period July 1, 2019 through June 30, 2020. Based upon this review, we have accepted these reports. The Auditor of State did not audit the accompanying schedules and, accordingly, we are unable to express, and do not express an opinion on them.

Our review was made in reference to the applicable sections of legislative criteria, as reflected by the Ohio Constitution, and the Revised Code, policies, procedures and guidelines of the Auditor of State, regulations and grant requirements. The State Teachers Retirement System of Ohio is responsible for compliance with these laws and regulations.

A handwritten signature in black ink that reads "Keith Faber".

Keith Faber
Auditor of State
Columbus, Ohio

April 6, 2021

This page intentionally left blank.

Table of Contents

Independent Auditors' Report	1
Schedule of Employer Allocations.....	3
Schedule of Collective Other Post Employment Benefit Amounts by Employer.....	27
Notes to Schedules of Employer Allocations and Collective OPEB Amounts by Employer.....	49
Independent Auditors' Report on Internal Control Over Financial Reporting and on Compliance and Other Matters Based on an Audit of Financial Statements Performed in Accordance With <i>Government Auditing Standards</i>	53

This page intentionally left blank.



INDEPENDENT AUDITORS' REPORT

Retirement Board
State Teachers Retirement System of Ohio and
The Honorable Keith Faber, Auditor of State

Report on Schedules

We have audited the accompanying schedule of employer allocations of State Teachers Retirement System of Ohio (STRS Ohio), as of and for the year ended June 30, 2020, and the related notes. We have also audited the total for all entities of the columns titled net OPEB asset, total deferred outflows of resources, total deferred inflows of resources, and total proportionate share of plan OPEB expense (income) as of and for the year ended June 30, 2020 (specified column totals), included in the accompanying schedule of collective postemployment benefits other than pension (OPEB) amounts by employer of STRS Ohio, and the related notes.

Management's Responsibility for the Financial Statements

Management is responsible for the preparation and fair presentation of these schedules in accordance with accounting principles generally accepted in the United States of America; this includes the design, implementation, and maintenance of internal control relevant to the preparation and fair presentation of schedules that are free from material misstatement, whether due to fraud or error.

Auditors' Responsibility

Our responsibility is to express opinions on the schedule of employer allocations and the specified column totals included in the schedule of collective OPEB amounts by employer based on our audit. We conducted our audit in accordance with auditing standards generally accepted in the United States of America and the standards applicable to financial audits contained in *Government Auditing Standards*, issued by the Comptroller General of the United States. Those standards require that we plan and perform the audit to obtain reasonable assurance about whether the schedule of employer allocations and specified column totals included in the schedule of collective OPEB amounts by employer are free from material misstatement.

An audit involves performing procedures to obtain audit evidence about the amounts and disclosures in the schedule of employer allocations and specified column totals included in the schedule of collective OPEB amounts by employer. The procedures selected depend on the auditors' judgment, including the assessment of the risks of material misstatement of the schedule of employer allocations and specified column totals included in the schedule of collective OPEB amounts by employer whether due to fraud or error. In making those risk assessments, the auditor considers internal control relevant to the entity's preparation and fair presentation of the schedule of employer allocations and specified column totals included in the schedule of collective OPEB amounts by employer in order to design audit procedures that are appropriate in the circumstances, but not for the purpose of expressing an opinion on the effectiveness of the entity's internal control. Accordingly, we express no such opinion. An audit also includes evaluating the appropriateness of accounting policies used and the reasonableness of significant accounting estimates made by management, as well as evaluating the overall presentation of the schedule of employer allocations and specified column totals included in the schedule of collective OPEB amounts by employer.

We believe that the audit evidence we have obtained is sufficient and appropriate to provide a basis for our audit opinions.

Opinions

In our opinion, the schedules referred to above present fairly, in all material respects, the employer allocations and net OPEB asset, total deferred outflows of resources, total deferred inflows of resources, and total proportionate share of plan OPEB expense (income) for the total of all participating entities for STRS Ohio as of and for the year ended June 30, 2020, in accordance with accounting principles generally accepted in the United States of America.

Other Matter

We have audited, in accordance with auditing standards generally accepted in the United States of America, the financial statements of STRS Ohio as of and for the year ended June 30, 2020, and our report thereon, dated December 8, 2020, expressed an unmodified opinion on those statements.

Other Reporting Required by Government Auditing Standards

In accordance with *Government Auditing Standards*, we have also issued our report dated March 15, 2021, on our consideration of STRS Ohio’s internal control over financial reporting and on our tests of its compliance with certain provisions of laws, regulations, contracts, and grant agreements and other matters. The purpose of that report is solely to describe the scope of our testing of internal control over financial reporting and compliance and the results of that testing, and not to provide an opinion on the effectiveness of STRS Ohio’s internal control over financial reporting or on compliance. That report is an integral part of an audit performed in accordance with *Government Auditing Standards* in considering STRS Ohio’s internal control over financial reporting.

Restriction on Use

Our report is intended solely for the information and use of the management of STRS Ohio, The Retirement Board, STRS Ohio’s employers, and their auditors and is not intended to be, and should not be, used by anyone other than these specified parties.



CliftonLarsonAllen LLP

Toledo, Ohio
March 15, 2021

STATE TEACHERS RETIREMENT SYSTEM OF OHIO
Schedule of Employer Allocations
As of and for the year ended June 30, 2020

Employer Name	Employer Code	Employer County	2020 Fiscal Year	
			Employer Contributions	Employer Allocations
ADAMS COUNTY-OHIO VALLEY LOCAL SCH	0106	ADAMS	2,757,566.70	0.16321008%
MANCHESTER LOCAL SCHOOL	0107	ADAMS	612,969.77	0.03627939%
ALLEN COUNTY ESC	0200	ALLEN	770,617.38	0.04560996%
BATH LOCAL SCHOOLS	0202	ALLEN	1,037,101.13	0.06138214%
ELIDA LOCAL SCHOOLS	0205	ALLEN	1,474,259.03	0.08725589%
ALLEN EAST LOCAL SCHOOLS	0207	ALLEN	659,626.93	0.03904085%
PERRY LOCAL SCHOOLS	0208	ALLEN	514,118.63	0.03042876%
SHAWNEE LOCAL SCHOOLS	0209	ALLEN	1,624,804.29	0.09616610%
SPENCERVILLE LOCAL SCHOOLS	0210	ALLEN	656,602.01	0.03886182%
HILLSDALE LOCAL SCHOOLS	0301	ASHLAND	610,892.44	0.03615644%
MAPLETON LOCAL SCHOOLS	0304	ASHLAND	601,087.89	0.03557615%
ASHTABULA COUNTY SCHOOLS	0400	ASHTABULA	637,616.54	0.03773814%
PYMATUNING VALLEY LOCAL SCHOOLS	0401	ASHTABULA	740,505.22	0.04382774%
BUCKEYE LOCAL SCHOOLS	0402	ASHTABULA	1,095,883.71	0.06486126%
JEFFERSON AREA LOCAL SCHOOLS	0411	ASHTABULA	952,187.71	0.05635643%
GRAND VALLEY LOCAL SCHOOLS	0422	ASHTABULA	713,458.55	0.04222695%
ATHENS-MEIGS ESC	0500	ATHENS	311,961.70	0.01846385%
FEDERAL HOCKING LOCAL SCHOOLS	0504	ATHENS	820,639.83	0.04857061%
TRIMBLE LOCAL SCHOOLS	0505	ATHENS	677,243.54	0.04008352%
ALEXANDER LOCAL SCHOOLS	0510	ATHENS	1,091,250.98	0.06458707%
AUGLAIZE COUNTY ESC	0600	AUGLAIZE	396,447.28	0.02346423%
MINSTER LOCAL SCHOOLS	0607	AUGLAIZE	646,673.11	0.03827417%
NEW BREMEN LOCAL SCHOOLS	0609	AUGLAIZE	587,419.68	0.03476718%
NEW KNOXVILLE LOCAL SCHOOLS	0610	AUGLAIZE	317,749.76	0.01880642%
WAYNESFIELD-GOSHEN LOCAL SCHOOLS	0614	AUGLAIZE	369,800.10	0.02188709%
UNION LOCAL SCHOOLS	0718	BELMONT	1,087,678.31	0.06437562%
SHADYSIDE LOCAL SCHOOLS	0723	BELMONT	437,141.68	0.02587278%
BROWN COUNTY ESC	0800	BROWN	381,623.82	0.02258689%
EASTERN LOCAL SCHOOLS	0803	BROWN	668,915.67	0.03959062%
FAYETTEVILLE-PERRY LOCAL SCHOOLS	0804	BROWN	474,532.37	0.02808580%
WESTERN BROWN LOCAL SCHOOLS	0806	BROWN	1,840,850.28	0.10895305%
RIPLEY-UNION-LEWIS-HUNTINGTON	0811	BROWN	660,270.51	0.03907895%
BUTLER COUNTY ESC	0900	BUTLER	1,150,275.19	0.06808049%
LAKOTA LOCAL SCHOOLS	0904	BUTLER	11,974,250.69	0.70871118%
MADISON LOCAL SCHOOLS	0905	BUTLER	964,920.83	0.05711006%
NEW MIAMI LOCAL SCHOOLS	0908	BUTLER	585,244.04	0.03463841%
ROSS LOCAL SCHOOLS	0911	BUTLER	1,839,283.69	0.10886033%
MONROE LOCAL SCHOOLS	0916	BUTLER	1,559,113.71	0.09227812%
BROWN LOCAL SCHOOLS	1002	CARROLL	415,349.78	0.02458300%
MADISON-CHAMPAIGN ESC	1100	CHAMPAIGN	1,023,206.26	0.06055976%
GRAHAM LOCAL SCHOOLS	1102	CHAMPAIGN	1,064,549.56	0.06300671%
TRIAD LOCAL SCHOOLS	1106	CHAMPAIGN	553,831.45	0.03277922%
WEST LIBERTY-SALEM LOCAL SCHOOLS	1107	LOGAN	763,033.24	0.04516109%
CLARK COUNTY ESC	1200	CLARK	772,803.93	0.04573938%
GREENON LOCAL SCHOOLS	1206	CLARK	1,043,442.34	0.06175746%
NORTHEASTERN LOCAL SCHOOLS	1207	CLARK	2,088,098.45	0.12358675%
TECUMSEH LOCAL SCHOOLS	1208	CLARK	2,069,559.72	0.12248951%

STATE TEACHERS RETIREMENT SYSTEM OF OHIO
Schedule of Employer Allocations
As of and for the year ended June 30, 2020

Employer Name	Employer Code	Employer County	2020 Fiscal Year	
			Employer Contributions	Employer Allocations
NORTHWESTERN LOCAL SCHOOLS	1209	CLARK	1,042,254.03	0.06168712%
SOUTHEASTERN LOCAL SCHOOLS	1212	CLARK	641,738.14	0.03798208%
CLARK-SHAWNEE LOCAL SCHOOLS	1213	CLARK	1,336,273.22	0.07908902%
CLERMONT COUNTY ESC	1300	CLERMONT	1,138,183.47	0.06736483%
BATAVIA LOCAL SCHOOLS	1302	CLERMONT	1,322,196.96	0.07825590%
BETHEL-TATE LOCAL SCHOOLS	1303	CLERMONT	962,084.74	0.05694220%
FELICITY-FRANKLIN LOCAL SCHOOLS	1306	CLERMONT	629,773.93	0.03727397%
GOSHEN LOCAL SCHOOLS	1308	CLERMONT	1,950,603.17	0.11544892%
CLERMONT-NORTHEASTERN LOCAL	1316	CLERMONT	1,047,616.79	0.06200453%
WILLIAMSBURG LOCAL SCHOOLS	1323	CLERMONT	640,092.74	0.03788470%
WEST CLERMONT LOCAL SCHOOLS	1324	CLERMONT	5,120,563.70	0.30306704%
SOUTHERN OHIO ESC	1400	CLINTON	671,958.80	0.03977073%
BLANCHESTER LOCAL SCHOOLS	1402	CLINTON	901,448.26	0.05335336%
CLINTON-MASSIE LOCAL SCHOOLS	1403	CLINTON	1,033,237.31	0.06115346%
EAST CLINTON LOCAL SCHOOLS	1413	CLINTON	882,453.11	0.05222910%
COLUMBIANA COUNTY ESC	1500	COLUMBIANA	571,208.12	0.03380768%
BEAVER LOCAL SCHOOLS	1501	COLUMBIANA	1,116,083.01	0.06605679%
CRESTVIEW LOCAL SCHOOLS	1504	COLUMBIANA	793,019.45	0.04693586%
SOUTHERN LOCAL SCHOOLS	1509	COLUMBIANA	629,286.48	0.03724512%
UNITED LOCAL SCHOOLS	1510	COLUMBIANA	925,780.24	0.05479348%
WELLSVILLE LOCAL SCHOOLS	1511	COLUMBIANA	660,217.50	0.03907581%
RIDGEWOOD LOCAL SCHOOLS	1604	COSHOCTON	865,284.81	0.05121298%
RIVER VIEW LOCAL SCHOOLS	1605	COSHOCTON	1,244,875.95	0.07367956%
WYNFORD LOCAL SCHOOLS	1701	CRAWFORD	750,073.04	0.04439402%
BUCKEYE CENTRAL LOCAL SCHOOLS	1702	CRAWFORD	594,931.39	0.03521177%
COLONEL CRAWFORD LOCAL SCHOOLS	1707	CRAWFORD	633,930.42	0.03751997%
ESC OF NORTHEAST OHIO	1800	CUYAHOGA	4,844,842.71	0.28674815%
CUYAHOGA HEIGHTS LOCAL SCHOOLS	1805	CUYAHOGA	849,278.45	0.05026562%
INDEPENDENCE LOCAL SCHOOLS	1806	CUYAHOGA	1,154,458.55	0.06832809%
RICHMOND HEIGHTS LOCAL SCHOOLS	1811	CUYAHOGA	618,282.42	0.03659383%
DARKE COUNTY SCHOOLS	1900	DARKE	302,547.28	0.01790664%
ANSONIA LOCAL SCHOOLS	1902	DARKE	585,915.21	0.03467813%
FRANKLIN-MONROE LOCAL SCHOOLS	1906	DARKE	438,973.32	0.02598119%
TRI-VILLAGE LOCAL SCHOOLS	1914	DARKE	531,038.67	0.03143020%
MISSISSINAWA VALLEY LOCAL SCHOOLS	1927	DARKE	480,058.61	0.02841288%
ARCANUM BUTLER LOCAL SCHOOLS	1928	DARKE	713,766.46	0.04224517%
CENTRAL LOCAL SCHOOLS	2002	DEFIANCE	807,445.87	0.04778971%
AYERSVILLE LOCAL SCHOOLS	2003	DEFIANCE	568,671.74	0.03365756%
NORTHEASTERN LOCAL SCHOOLS	2006	DEFIANCE	738,581.69	0.04371389%
BUCKEYE VALLEY LOCAL SCHOOLS	2101	DELAWARE	1,560,340.15	0.09235071%
BIG WALNUT LOCAL SCHOOLS	2105	DELAWARE	2,613,432.77	0.15467933%
OLENTANGY LOCAL SCHOOLS	2110	DELAWARE	17,038,764.26	1.00846083%
NORTH POINT ESC	2200	ERIE	1,259,041.34	0.07451796%
EDISON LOCAL SCHOOL DISTRICT	2201	ERIE	1,066,222.00	0.06310570%
KELLEYS ISLAND LOCAL SCHOOLS	2204	ERIE	34,313.46	0.00203089%
MARGARETTA LOCAL SCHOOLS	2205	ERIE	860,058.16	0.05090363%
PERKINS LOCAL SCHOOLS	2207	ERIE	1,567,557.59	0.09277788%

STATE TEACHERS RETIREMENT SYSTEM OF OHIO
Schedule of Employer Allocations
As of and for the year ended June 30, 2020

Employer Name	Employer Code	Employer County	2020 Fiscal Year	
			Employer Contributions	Employer Allocations
VERMILION LOCAL SCHOOLS	2208	ERIE	1,401,449.49	0.08294656%
FAIRFIELD COUNTY SCHOOLS	2300	FAIRFIELD	795,238.03	0.04706717%
AMANDA-CLEARCREEK LOCAL SCHOOLS	2301	FAIRFIELD	859,950.91	0.05089728%
BERNE UNION LOCAL SCHOOLS	2302	FAIRFIELD	628,650.37	0.03720747%
BLOOM CARROLL LOCAL SCHOOLS	2303	FAIRFIELD	1,183,577.39	0.07005153%
LIBERTY UNION-THURSTON LOCAL SCH	2307	FAIRFIELD	902,146.89	0.05339471%
PICKERINGTON LOCAL SCHOOLS	2308	FAIRFIELD	8,850,141.79	0.52380684%
FAIRFIELD UNION LOCAL SCHOOLS	2309	FAIRFIELD	1,267,015.98	0.07498994%
WALNUT TOWNSHIP LOCAL SCHOOLS	2312	FAIRFIELD	404,395.52	0.02393466%
MIAMI TRACE LOCAL SCHOOLS	2406	FAYETTE	1,706,098.71	0.10097761%
ESC OF CENTRAL OHIO	2500	FRANKLIN	3,055,061.06	0.18081766%
CANAL WINCHESTER LOCAL SCHOOLS	2503	FRANKLIN	2,768,797.16	0.16387476%
HAMILTON LOCAL SCHOOLS	2506	FRANKLIN	2,076,085.23	0.12287573%
GROVEPORT-MADISON LOCAL SCHOOLS	2509	FRANKLIN	4,583,619.05	0.27128729%
NEW ALBANY-PLAIN LOCAL SCHOOLS	2515	FRANKLIN	4,504,998.27	0.26663402%
NORTHWEST OHIO ESC	2600	FULTON	1,232,369.15	0.07293933%
ARCHBOLD AREA LOCAL SCHOOLS	2601	FULTON	895,632.08	0.05300912%
PIKE-DELTA-YORK LOCAL SCHOOLS	2603	FULTON	869,243.40	0.05144727%
EVERGREEN LOCAL SCHOOLS	2606	FULTON	962,472.05	0.05696513%
FAYETTE LOCAL SCHOOLS	2607	FULTON	359,915.50	0.02130205%
PETTISVILLE LOCAL SCHOOLS	2610	FULTON	396,746.77	0.02348196%
SWANTON LOCAL SCHOOLS	2614	FULTON	820,136.69	0.04854083%
GALLIA COUNTY LOCAL SCHOOLS	2701	GALLIA	1,636,015.55	0.09682965%
GALLIA-VINTON ESC	2702	GALLIA	304,661.18	0.01803176%
GEAUGA COUNTY SCHOOLS	2800	GEAUGA	315,432.82	0.01866929%
KENSTON LOCAL SCHOOLS	2802	GEAUGA	2,427,865.33	0.14369628%
BERKSHIRE LOCAL SCHOOLS	2803	GEAUGA	991,569.40	0.05868729%
CHARDON LOCAL SCHOOLS	2804	GEAUGA	2,131,762.47	0.12617106%
CARDINAL LOCAL SCHOOLS	2808	GEAUGA	711,893.82	0.04213434%
NEWBURY LOCAL SCHOOLS	2812	GEAUGA	395,331.64	0.02339820%
WEST GEAUGA LOCAL SCHOOLS	2814	GEAUGA	1,602,194.87	0.09482793%
GREENE COUNTY SCHOOLS	2900	GREENE	1,270,119.05	0.07517360%
BEAVERCREEK CITY SCHOOLS	2901	GREENE	5,932,001.06	0.35109299%
CEDAR CLIFF LOCAL SCHOOLS	2903	GREENE	432,910.19	0.02562234%
GREENEVUE LOCAL SCHOOLS	2907	GREENE	827,937.84	0.04900255%
BELLBROOK-SUGARCREEK SCHOOLS	2910	GREENE	1,949,621.08	0.11539079%
OHIO VALLEY ESC	3000	GUERNSEY	578,152.97	0.03421872%
ROLLING HILLS LOCAL SCHOOLS	3003	GUERNSEY	1,077,274.79	0.06375987%
EAST GUERNSEY LOCAL SCHOOLS	3012	GUERNSEY	698,965.60	0.04136916%
HAMILTON COUNTY ESC	3100	HAMILTON	4,685,395.68	0.27731107%
FOREST HILLS LOCAL SCHOOLS	3102	HAMILTON	6,174,648.11	0.36545436%
FINNEYTOWN LOCAL SCHOOLS	3111	HAMILTON	1,194,533.26	0.07069996%
OAK HILLS LOCAL SCHOOLS	3113	HAMILTON	5,874,394.03	0.34768345%
THREE RIVERS LOCAL SCHOOLS	3119	HAMILTON	1,418,143.70	0.08393463%
NORTHWEST LOCAL SCHOOLS	3120	HAMILTON	6,507,235.52	0.38513897%
SOUTHWEST LOCAL SCHOOLS	3135	HAMILTON	2,478,198.07	0.14667529%
HANCOCK COUNTY ESC	3200	HANCOCK	508,104.80	0.03007283%

STATE TEACHERS RETIREMENT SYSTEM OF OHIO
Schedule of Employer Allocations
As of and for the year ended June 30, 2020

Employer Name	Employer		2020 Fiscal Year	
	Code	County	Employer Contributions	Employer Allocations
ARCADIA LOCAL SCHOOLS	3201	HANCOCK	425,128.88	0.02516179%
ARLINGTON LOCAL SCHOOLS	3202	HANCOCK	430,436.44	0.02547593%
LIBERTY-BENTON LOCAL SCHOOLS	3204	HANCOCK	934,767.88	0.05532542%
MCCOMB LOCAL SCHOOLS	3205	HANCOCK	481,141.41	0.02847696%
CORY-RAWSON LOCAL SCHOOLS	3207	HANCOCK	460,999.85	0.02728486%
VAN BUREN LOCAL SCHOOLS	3209	HANCOCK	686,695.17	0.04064292%
VANLUE LOCAL SCHOOLS	3210	HANCOCK	159,368.55	0.00943243%
HARDIN NORTHERN LOCAL SCHOOLS	3302	HARDIN	346,372.44	0.02050049%
RIVERDALE LOCAL SCHOOLS	3303	HANCOCK	656,379.87	0.03884867%
RIDGEMONT LOCAL SCHOOLS	3306	HARDIN	348,335.59	0.02061668%
UPPER SCIOTO VALLEY LOCAL SCHOOLS	3308	HARDIN	314,092.11	0.01858994%
CONOTTON VALLEY UNION LOCAL	3403	CARROLL	437,058.87	0.02586788%
PATRICK HENRY LOCAL SCHOOLS	3501	HENRY	658,624.73	0.03898154%
HOLGATE LOCAL SCHOOLS	3503	HENRY	374,489.33	0.02216462%
LIBERTY CENTER LOCAL SCHOOLS	3504	HENRY	925,742.93	0.05479127%
BRIGHT LOCAL SCHOOLS	3605	HIGHLAND	465,958.03	0.02757832%
FAIRFIELD LOCAL SCHOOLS	3606	HIGHLAND	585,014.26	0.03462481%
LYNCHBURG-CLAY LOCAL SCHOOLS	3607	HIGHLAND	789,901.28	0.04675131%
LOGAN-HOCKING LOCAL SCHOOLS	3701	HOCKING	2,679,203.98	0.15857208%
EAST HOLMES LOCAL SCHOOLS	3801	HOLMES	1,238,448.20	0.07329912%
WEST HOLMES LOCAL SCHOOLS	3804	HOLMES	1,585,373.86	0.09383236%
SOUTH CENTRAL LOCAL SCHOOLS	3903	HURON	631,189.98	0.03735778%
MONROEVILLE LOCAL SCHOOLS	3909	HURON	459,620.02	0.02720319%
NEW LONDON LOCAL SCHOOLS	3911	HURON	653,232.46	0.03866239%
WESTERN RESERVE LOCAL SCHOOLS	3914	HURON	697,416.72	0.04127749%
OAK HILL UNION LOCAL SCHOOLS	4011	JACKSON	838,757.76	0.04964294%
JEFFERSON COUNTY ESC	4100	JEFFERSON	278,155.83	0.01646300%
BUCKEYE LOCAL SCHOOLS	4101	JEFFERSON	1,075,013.27	0.06362602%
INDIAN CREEK LOCAL SCHOOLS	4103	JEFFERSON	1,035,149.63	0.06126664%
EDISON LOCAL SCHOOLS	4107	JEFFERSON	925,573.68	0.05478125%
KNOX COUNTY SCHOOLS	4200	KNOX	302,168.66	0.01788423%
EAST KNOX LOCAL SCHOOLS	4202	KNOX	518,568.25	0.03069212%
CENTERBURG LOCAL SCHOOLS	4203	KNOX	694,602.86	0.04111095%
DANVILLE LOCAL SCHOOLS	4206	KNOX	475,509.79	0.02814365%
FREDERICKTOWN LOCAL SCHOOLS	4207	KNOX	746,371.25	0.04417493%
ESC OF THE WESTERN RESERVE	4300	LAKE	824,213.67	0.04878213%
KIRTLAND LOCAL SCHOOLS	4301	LAKE	1,008,434.90	0.05968550%
MADISON LOCAL SCHOOLS	4302	LAKE	1,961,079.83	0.11606899%
RIVERSIDE LOCAL SCHOOLS	4304	LAKE	2,710,240.88	0.16040904%
PERRY LOCAL SCHOOLS	4305	LAKE	1,518,593.11	0.08987986%
LAWRENCE COUNTY ESC	4400	LAWRENCE	153,107.18	0.00906184%
DAWSON-BRYANT LOCAL SCHOOLS	4403	LAWRENCE	830,974.37	0.04918227%
FAIRLAND LOCAL SCHOOLS	4412	LAWRENCE	874,008.17	0.05172928%
ROCK HILL LOCAL SCHOOLS	4415	LAWRENCE	1,251,205.37	0.07405417%
SOUTH POINT LOCAL SCHOOLS	4416	LAWRENCE	1,171,973.97	0.06936476%
SYMMES VALLEY LOCAL SCHOOLS	4419	LAWRENCE	631,585.38	0.03738118%
LICKING COUNTY SCHOOLS	4500	LICKING	669,081.73	0.03960045%

STATE TEACHERS RETIREMENT SYSTEM OF OHIO
Schedule of Employer Allocations
As of and for the year ended June 30, 2020

Employer Name	Employer Code	Employer County	2020 Fiscal Year	
			Employer Contributions	Employer Allocations
NORTHRIDGE LOCAL SCHOOLS	4501	LICKING	804,994.02	0.04764459%
SOUTHWEST LICKING LOCAL SCHOOLS	4506	LICKING	2,737,165.97	0.16200263%
LAKEWOOD LOCAL SCHOOLS	4513	LICKING	1,484,732.02	0.08787574%
JOHNSTOWN-MONROE LOCAL SCHOOLS	4516	LICKING	1,021,796.07	0.06047629%
LICKING HEIGHTS LOCAL SCHOOLS	4517	LICKING	2,608,498.13	0.15438726%
LICKING VALLEY LOCAL SCHOOLS	4518	LICKING	1,331,478.20	0.07880522%
NORTH FORK LOCAL SCHOOLS	4522	KNOX	1,037,284.94	0.06139302%
RIVERSIDE LOCAL SCHOOLS	4604	LOGAN	419,585.41	0.02483369%
BENJAMIN LOGAN LOCAL SCHOOLS	4607	LOGAN	1,222,255.67	0.07234075%
INDIAN LAKE LOCAL SCHOOLS	4610	LOGAN	1,043,863.11	0.06178236%
LORAIN COUNTY ESC	4700	LORAIN	808,616.54	0.04785899%
AVON LOCAL SCHOOLS	4702	LORAIN	2,807,107.07	0.16614218%
CLEARVIEW LOCAL SCHOOLS	4707	LORAIN	1,092,264.16	0.06464704%
COLUMBIA LOCAL SCHOOLS	4708	LORAIN	760,832.29	0.04503082%
MIDVIEW LOCAL SCHOOLS	4713	LORAIN	2,028,093.81	0.12003530%
FIRELANDS LOCAL SCHOOLS	4714	LORAIN	1,114,418.98	0.06595830%
KEYSTONE LOCAL SCHOOLS	4716	LORAIN	1,005,558.59	0.05951526%
ESC OF LAKE ERIE WEST	4800	LUCAS	1,628,069.24	0.09635934%
OTTAWA HILLS LOCAL SCHOOLS	4806	LUCAS	1,045,685.61	0.06189023%
SPRINGFIELD LOCAL SCHOOLS	4811	LUCAS	2,771,790.21	0.16405191%
WASHINGTON LOCAL SCHOOLS	4813	LUCAS	5,916,163.27	0.35015561%
ANTHONY WAYNE LOCAL SCHOOLS	4814	LUCAS	2,980,622.79	0.17641193%
JONATHAN ALDER LOCAL SCHOOLS	4901	MADISON	1,458,930.96	0.08634868%
JEFFERSON LOCAL SCHOOLS	4905	MADISON	944,986.06	0.05593020%
MADISON-PLAINS LOCAL SCHOOLS	4906	MADISON	911,910.66	0.05397259%
MAHONING COUNTY ESC	5000	MAHONING	1,601,248.87	0.09477194%
AUSTINTOWN LOCAL SCHOOLS	5001	MAHONING	2,837,059.30	0.16791495%
BOARDMAN LOCAL SCHOOLS	5004	MAHONING	2,923,444.56	0.17302777%
CANFIELD LOCAL SCHOOLS	5005	MAHONING	1,876,043.24	0.11103599%
WESTERN RESERVE LOCAL SCHOOLS	5006	MAHONING	512,265.08	0.03031906%
SOUTH RANGE LOCAL SCHOOLS	5009	MAHONING	819,382.88	0.04849621%
JACKSON-MILTON LOCAL SCHOOLS	5010	MAHONING	538,921.31	0.03189674%
LOWELLVILLE LOCAL SCHOOLS	5011	MAHONING	388,557.64	0.02299728%
POLAND LOCAL SCHOOLS	5013	MAHONING	1,175,077.73	0.06954846%
SEBRING LOCAL SCHOOLS	5014	MAHONING	368,153.61	0.02178964%
SPRINGFIELD LOCAL SCHOOLS	5015	MAHONING	725,886.36	0.04296250%
WEST BRANCH LOCAL SCHOOLS	5016	MAHONING	1,295,850.82	0.07669657%
ELGIN LOCAL SCHOOLS	5104	MARION	736,311.76	0.04357954%
RIDGEDALE LOCAL SCHOOLS	5108	MARION	485,024.08	0.02870676%
PLEASANT LOCAL SCHOOLS	5110	MARION	784,398.65	0.04642563%
RIVER VALLEY LOCAL SCHOOLS	5113	MARION	1,224,517.97	0.07247465%
ESC OF MEDINA COUNTY	5200	MEDINA	273,069.96	0.01616199%
CLOVERLEAF LOCAL SCHOOLS	5202	MEDINA	1,819,453.15	0.10768664%
BUCKEYE LOCAL SCHOOLS	5204	MEDINA	1,567,042.15	0.09274737%
HIGHLAND LOCAL SCHOOLS	5205	MEDINA	2,279,594.33	0.13492068%
BLACK RIVER LOCAL SCHOOLS	5206	ASHLAND	841,646.61	0.04981392%
MEIGS LOCAL SCHOOLS	5301	MEIGS	1,405,507.83	0.08318676%

STATE TEACHERS RETIREMENT SYSTEM OF OHIO
Schedule of Employer Allocations
As of and for the year ended June 30, 2020

Employer Name	Employer		2020 Fiscal Year	
	Code	County	Employer Contributions	Employer Allocations
EASTERN LOCAL SCHOOLS	5302	MEIGS	548,794.57	0.03248110%
SOUTHERN LOCAL SCHOOLS	5307	MEIGS	444,102.69	0.02628478%
MERCER COUNTY ESC	5400	MERCER	363,842.43	0.02153447%
MARION LOCAL SCHOOLS	5411	MERCER	574,797.94	0.03402014%
PARKWAY LOCAL SCHOOLS	5414	MERCER	697,114.78	0.04125962%
ST HENRY CONSOLIDATED LOCAL	5416	MERCER	660,234.74	0.03907683%
FORT RECOVERY LOCAL SCHOOLS	5417	MERCER	634,005.64	0.03752443%
MIAMI COUNTY ESC	5500	MIAMI	1,111,063.48	0.06575970%
BETHEL LOCAL SCHOOLS	5501	MIAMI	717,310.23	0.04245491%
MIAMI EAST LOCAL SCHOOLS	5507	MIAMI	835,729.69	0.04946372%
NEWTON LOCAL SCHOOLS	5508	MIAMI	439,805.63	0.02603045%
SWITZERLAND OF OHIO LOCAL SCHOOLS	5619	MONROE	1,958,838.67	0.11593635%
MONTGOMERY COUNTY ESC	5700	MONTGOME	2,612,652.53	0.15463315%
BROOKVILLE LOCAL SCHOOLS	5701	MONTGOME	966,189.30	0.05718514%
VALLEY VIEW LOCAL SCHOOLS	5705	MONTGOME	1,241,666.19	0.07348958%
JEFFERSON TWP LOCAL SCHOOLS	5707	MONTGOME	287,226.63	0.01699987%
NEW LEBANON LOCAL SCHOOLS	5708	MONTGOME	814,638.83	0.04821543%
MAD RIVER LOCAL SCHOOLS	5710	MONTGOME	3,310,775.27	0.19595242%
NORTHRIDGE LOCAL SCHOOLS	5711	MONTGOME	1,447,095.28	0.08564817%
MORGAN LOCAL SCHOOLS	5802	MORGAN	1,386,166.67	0.08204203%
CARDINGTON-LINCOLN LOCAL SCHOOLS	5902	MORROW	747,818.09	0.04426056%
HIGHLAND LOCAL SCHOOLS	5903	MORROW	1,139,659.31	0.06745218%
NORTHMOR LOCAL SCHOOLS	5905	MORROW	685,965.22	0.04059972%
MUSKINGUM VALLEY ESC	6000	MUSKINGUM	1,314,031.06	0.07777259%
FRANKLIN LOCAL SCHOOLS	6002	MUSKINGUM	1,417,430.72	0.08389243%
TRI-VALLEY LOCAL SCHOOLS	6003	MUSKINGUM	1,637,715.30	0.09693025%
WEST MUSKINGUM LOCAL SCHOOLS	6005	MUSKINGUM	790,592.86	0.04679224%
EAST MUSKINGUM LOCAL SCHOOLS	6009	MUSKINGUM	1,265,114.30	0.07487739%
MAYSVILLE LOCAL SCHOOLS	6021	MUSKINGUM	1,282,900.38	0.07593008%
NOBLE LOCAL SCHOOLS	6101	NOBLE	704,328.82	0.04168659%
BENTON CARROLL SALEM LOCAL SCHOOLS	6202	OTTAWA	1,100,982.74	0.06516306%
GENOA AREA LOCAL SCHOOLS	6205	OTTAWA	880,800.75	0.05213131%
DANBURY LOCAL SCHOOLS	6206	OTTAWA	612,450.37	0.03624865%
MIDDLE BASS LOCAL SCHOOLS	6209	OTTAWA	210.00	0.00001243%
NORTH BASS LOCAL SCHOOLS	6210	OTTAWA	191.52	0.00001134%
PUT-IN-BAY LOCAL SCHOOLS	6212	OTTAWA	182,777.65	0.01081793%
WESTERN BUCKEYE ESC	6300	PAULDING	348,330.44	0.02061638%
ANTWERP LOCAL SCHOOLS	6301	PAULDING	484,010.49	0.02864677%
WAYNE TRACE LOCAL SCHOOLS	6311	PAULDING	653,044.97	0.03865129%
SOUTHERN LOCAL SCHOOLS	6415	PERRY	496,015.44	0.02935730%
NORTHERN LOCAL SCHOOLS	6416	PERRY	1,496,348.97	0.08856331%
PICKAWAY COUNTY SCHOOLS	6500	PICKAWAY	377,860.98	0.02236418%
TEAYS VALLEY LOCAL SCHOOLS	6501	PICKAWAY	2,916,089.21	0.17259243%
WESTFALL LOCAL SCHOOLS	6503	PICKAWAY	985,077.41	0.05830305%
LOGAN ELM LOCAL SCHOOLS	6512	PICKAWAY	1,313,180.69	0.07772226%
EASTERN LOCAL SCHOOLS	6601	PIKE	733,714.00	0.04342579%
SCIOTO VALLEY LOCAL SCHOOLS	6605	PIKE	970,944.74	0.05746659%

STATE TEACHERS RETIREMENT SYSTEM OF OHIO
Schedule of Employer Allocations
As of and for the year ended June 30, 2020

Employer Name	Employer Code	County	2020 Fiscal Year	
			Employer Contributions	Employer Allocations
WESTERN LOCAL SCHOOLS	6610	PIKE	705,498.66	0.04175583%
WATERLOO LOCAL SCHOOLS	6701	PORTAGE	618,262.34	0.03659264%
FIELD LOCAL SCHOOLS	6703	PORTAGE	1,292,758.86	0.07651357%
JAMES A GARFIELD LOCAL SCHOOLS	6709	PORTAGE	865,742.33	0.05124006%
CRESTWOOD LOCAL SCHOOLS	6712	PORTAGE	1,130,009.69	0.06688105%
SOUTHEAST LOCAL SCHOOLS	6716	PORTAGE	1,086,252.22	0.06429121%
ROOTSTOWN LOCAL SCHOOLS	6719	PORTAGE	770,470.29	0.04560126%
PREBLE COUNTY ESC	6800	PREBLE	231,671.24	0.01371176%
COLLEGE CORNER LOCAL SCHOOLS	6802	PREBLE	16,677.48	0.00098708%
NATIONAL TRAIL LOCAL SCHOOLS	6808	PREBLE	731,740.80	0.04330901%
TWIN VALLEY LOCAL SCHOOLS	6809	PREBLE	638,626.61	0.03779792%
TRI-COUNTY NORTH LOCAL SCHOOLS	6810	PREBLE	626,257.58	0.03706585%
PREBLE-SHAWNEE LOCAL SCHOOLS	6814	PREBLE	927,974.32	0.05492333%
PUTNAM COUNTY ESC	6900	PUTNAM	388,436.10	0.02299008%
COLUMBUS GROVE LOCAL SCHOOLS	6904	PUTNAM	615,480.19	0.03642797%
CONTINENTAL LOCAL SCHOOLS	6905	PUTNAM	352,431.62	0.02085911%
JENNINGS LOCAL SCHOOLS	6907	PUTNAM	256,225.30	0.01516502%
KALIDA LOCAL SCHOOLS	6908	PUTNAM	411,470.44	0.02435340%
LEIPSIC LOCAL SCHOOLS	6909	PUTNAM	468,423.97	0.02772427%
MILLER CITY-NEW CLEVELAND LOCAL SCH	6910	PUTNAM	321,745.92	0.01904294%
OTTAWA-GLANDORF LOCAL SCHOOLS	6911	PUTNAM	894,449.41	0.05293912%
OTTOVILLE LOCAL SCHOOLS	6912	PUTNAM	337,937.70	0.02000127%
PANDORA-GILBOA LOCAL SCHOOLS	6913	PUTNAM	394,106.81	0.02332571%
MID-OHIO ESC	7000	RICHLAND	805,498.74	0.04767446%
CLEAR FORK VALLEY LOCAL SCHOOLS	7001	RICHLAND	1,037,873.85	0.06142788%
LEXINGTON LOCAL SCHOOLS	7003	RICHLAND	1,460,733.25	0.08645535%
LUCAS LOCAL SCHOOLS	7004	RICHLAND	349,905.31	0.02070959%
MADISON LOCAL SCHOOLS	7005	RICHLAND	2,264,787.29	0.13404430%
PLYMOUTH-SHILOH LOCAL SCHOOLS	7007	HURON	599,002.69	0.03545273%
ONTARIO LOCAL SCHOOLS	7010	RICHLAND	1,195,277.94	0.07074404%
CRESTVIEW LOCAL SCHOOLS	7011	ASHLAND	679,725.32	0.04023040%
ROSS-PIKE COUNTY ESC	7100	ROSS	673,652.24	0.03987096%
ADENA LOCAL SCHOOLS	7102	ROSS	726,368.91	0.04299106%
HUNTINGTON LOCAL SCHOOLS	7106	ROSS	937,702.15	0.05549909%
ZANE TRACE LOCAL SCHOOLS	7107	ROSS	847,913.10	0.05018481%
SOUTHEASTERN LOCAL SCHOOLS	7109	ROSS	703,991.43	0.04166662%
PAINT VALLEY LOCAL SCHOOLS	7111	ROSS	603,324.34	0.03570851%
UNION SCIOTO LOCAL SCHOOLS	7112	ROSS	1,289,341.22	0.07631129%
LAKOTA LOCAL SCHOOLS	7203	SANDUSKY	665,998.21	0.03941795%
WOODMORE LOCAL SCHOOLS	7208	SANDUSKY	736,593.77	0.04359623%
SOUTH CENTRAL OHIO ESC	7300	SCIOTO	996,520.36	0.05898032%
BLOOM-VERNON LOCAL SCHOOLS	7301	SCIOTO	588,243.00	0.03481591%
CLAY LOCAL SCHOOLS	7303	SCIOTO	425,744.79	0.02519824%
GREEN LOCAL SCHOOLS	7304	SCIOTO	369,594.87	0.02187494%
MINFORD LOCAL SCHOOLS	7307	SCIOTO	974,927.62	0.05770233%
NORTHWEST LOCAL SCHOOLS	7308	SCIOTO	1,111,508.89	0.06578606%
NEW BOSTON LOCAL SCHOOLS	7309	SCIOTO	310,217.13	0.01836059%

STATE TEACHERS RETIREMENT SYSTEM OF OHIO
Schedule of Employer Allocations
As of and for the year ended June 30, 2020

Employer Name	Employer Code	Employer County	2020 Fiscal Year	
			Employer Contributions	Employer Allocations
VALLEY LOCAL SCHOOLS	7312	SCIOTO	688,734.00	0.04076359%
WASHINGTON-NILE LOCAL SCHOOLS	7314	SCIOTO	1,064,563.14	0.06300752%
WHEELERSBURG LOCAL SCHOOLS	7315	SCIOTO	926,755.47	0.05485120%
NORTH CENTRAL OHIO ESC	7400	SENECA	1,316,793.43	0.07793609%
SENECA EAST LOCAL SCHOOLS	7401	SENECA	699,136.21	0.04137926%
HOPEWELL-LOUDON LOCAL SCHOOLS	7406	SENECA	577,442.76	0.03417668%
NEW RIEGEL LOCAL SCHOOLS	7408	SENECA	301,420.52	0.01783995%
OLD FORT LOCAL SCHOOLS	7409	SENECA	484,437.72	0.02867206%
ANNA LOCAL SCHOOLS	7501	SHELBY	788,320.57	0.04665775%
BOTKINS LOCAL SCHOOLS	7502	SHELBY	451,152.62	0.02670204%
FAIRLAWN LOCAL SCHOOLS	7503	SHELBY	330,125.92	0.01953892%
FORT LORAMIE LOCAL SCHOOLS	7504	SHELBY	559,217.14	0.03309797%
HARDIN-HOUSTON LOCAL SCHOOLS	7506	SHELBY	527,495.03	0.03122046%
JACKSON CENTER LOCAL SCHOOLS	7509	SHELBY	327,199.50	0.01936572%
RUSSIA LOCAL SCHOOLS	7513	SHELBY	289,134.36	0.01711278%
STARK COUNTY ESC	7600	STARK	2,161,063.97	0.12790531%
FAIRLESS LOCAL SCHOOLS	7601	STARK	974,214.55	0.05766012%
NORTHWEST LOCAL SCHOOLS	7603	STARK	1,209,520.39	0.07158700%
CANTON LOCAL SCHOOLS	7604	STARK	1,721,775.88	0.10190548%
JACKSON LOCAL SCHOOLS	7609	STARK	3,570,276.92	0.21131136%
LAKE LOCAL SCHOOLS	7610	STARK	2,267,835.84	0.13422473%
MARLINGTON LOCAL SCHOOLS	7614	STARK	1,413,812.00	0.08367825%
OSNABURG LOCAL SCHOOLS	7617	STARK	569,489.44	0.03370595%
MINERVA LOCAL SCHOOLS	7618	STARK	1,163,389.27	0.06885667%
PERRY LOCAL SCHOOLS	7619	STARK	3,548,937.15	0.21004834%
PLAIN LOCAL SCHOOLS	7621	STARK	3,384,707.77	0.20032821%
SANDY VALLEY LOCAL SCHOOLS	7622	TUSCARAWA	986,272.49	0.05837379%
TUSLAW LOCAL SCHOOLS	7624	STARK	800,257.33	0.04736424%
SUMMIT COUNTY ESC	7700	SUMMIT	1,291,947.75	0.07646556%
REVERE LOCAL SCHOOLS	7701	SUMMIT	2,463,756.14	0.14582053%
WOODRIDGE LOCAL SCHOOLS	7702	SUMMIT	1,714,365.89	0.10146691%
COVENTRY LOCAL SCHOOLS	7704	SUMMIT	1,282,002.76	0.07587696%
MANCHESTER LOCAL SCHOOLS	7705	SUMMIT	965,549.68	0.05714728%
GREEN LOCAL SCHOOLS	7706	SUMMIT	2,885,803.55	0.17079994%
HUDSON CITY SCHOOLS	7707	SUMMIT	4,413,892.10	0.26124179%
MOGADORE LOCAL SCHOOLS	7709	PORTAGE	724,576.30	0.04288497%
SPRINGFIELD LOCAL SCHOOLS	7715	SUMMIT	1,854,485.32	0.10976006%
TRUMBULL COUNTY ESC	7800	TRUMBULL	1,231,693.32	0.07289933%
BLOOMFIELD-MESPO LOCAL SCHOOLS	7801	TRUMBULL	195,054.18	0.01154453%
LABRAE LOCAL SCHOOLS	7802	TRUMBULL	880,148.76	0.05209272%
BRISTOL LOCAL SCHOOLS	7803	TRUMBULL	389,710.07	0.02306548%
BROOKFIELD LOCAL SCHOOLS	7804	TRUMBULL	617,186.93	0.03652899%
CHAMPION LOCAL SCHOOLS	7805	TRUMBULL	996,547.75	0.05898194%
LAKEVIEW LOCAL SCHOOLS	7806	TRUMBULL	1,094,959.31	0.06480655%
MATHEWS LOCAL SCHOOLS	7808	TRUMBULL	499,250.87	0.02954879%
HOWLAND LOCAL SCHOOLS	7812	TRUMBULL	1,908,186.71	0.11293845%
JOSEPH BADGER LOCAL SCHOOLS	7814	TRUMBULL	461,610.89	0.02732102%

STATE TEACHERS RETIREMENT SYSTEM OF OHIO
Schedule of Employer Allocations
As of and for the year ended June 30, 2020

Employer Name	Employer Code	Employer County	2020 Fiscal Year	
			Employer Contributions	Employer Allocations
LIBERTY LOCAL SCHOOLS	7815	TRUMBULL	896,327.57	0.05305028%
LORDSTOWN LOCAL SCHOOLS	7816	TRUMBULL	407,240.76	0.02410306%
MCDONALD LOCAL SCHOOLS	7817	TRUMBULL	568,778.47	0.03366387%
MAPLEWOOD LOCAL SCHOOLS	7818	TRUMBULL	559,168.67	0.03309511%
SOUTHINGTON LOCAL SCHOOLS	7822	TRUMBULL	330,418.51	0.01955624%
WEATHERSFIELD LOCAL SCHOOLS	7826	TRUMBULL	636,039.29	0.03764479%
EAST CENTRAL OHIO ESC	7900	TUSCARAWA	1,007,952.33	0.05965693%
GARAWAY LOCAL SCHOOLS	7901	TUSCARAWA	737,578.60	0.04365452%
INDIAN VALLEY LOCAL SCHOOLS	7907	TUSCARAWA	1,164,916.73	0.06894707%
STRASBURG-FRANKLIN LOCAL SCHOOLS	7918	TUSCARAWA	352,980.99	0.02089163%
TUSCARAWAS VALLEY LOCAL SCHOOLS	7920	TUSCARAWA	910,762.73	0.05390464%
FAIRBANKS LOCAL SCHOOLS	8002	UNION	832,953.08	0.04929938%
NORTH UNION LOCAL SCHOOLS	8003	UNION	1,070,864.52	0.06338047%
LINCOLNVIEW LOCAL SCHOOLS	8101	VAN WERT	633,244.78	0.03747939%
CRESTVIEW LOCAL SCHOOLS	8107	VAN WERT	685,459.70	0.04056980%
VINTON COUNTY LOCAL SCHOOLS	8201	VINTON	1,447,769.50	0.08568807%
WARREN COUNTY ESC	8300	WARREN	2,073,024.53	0.12269458%
CARLISLE LOCAL SCHOOLS	8302	WARREN	1,127,108.34	0.06670933%
LITTLE MIAMI LOCAL SCHOOLS	8304	WARREN	2,907,838.78	0.17210412%
KINGS LOCAL SCHOOLS	8306	WARREN	3,558,140.00	0.21059302%
WAYNE LOCAL SCHOOLS	8312	WARREN	977,985.51	0.05788331%
FORT FRYE LOCAL SCHOOLS	8404	WASHINGTON	639,085.69	0.03782510%
FRONTIER LOCAL SCHOOLS	8410	WASHINGTON	404,868.39	0.02396265%
WARREN LOCAL SCHOOLS	8419	WASHINGTON	1,322,102.14	0.07825029%
WOLF CREEK LOCAL SCHOOLS	8422	WASHINGTON	453,370.88	0.02683333%
TRI-COUNTY ESC	8500	WAYNE	871,255.14	0.05156634%
CHIPPEWA LOCAL SCHOOLS	8504	WAYNE	849,912.83	0.05030317%
DALTON LOCAL SCHOOLS	8507	WAYNE	621,968.18	0.03681197%
TRIWAY LOCAL SCHOOLS	8509	WAYNE	1,235,074.88	0.07309947%
GREEN LOCAL SCHOOLS	8510	WAYNE	732,977.88	0.04338222%
NORWAYNE LOCAL SCHOOLS	8511	WAYNE	803,665.19	0.04756594%
SOUTHEAST LOCAL SCHOOLS	8514	WAYNE	1,101,307.74	0.06518229%
NORTHWESTERN LOCAL SCHOOLS	8517	WAYNE	941,096.00	0.05569996%
EDGERTON LOCAL SCHOOLS	8602	WILLIAMS	413,464.17	0.02447140%
EDON-NORTHWEST LOCAL SCHOOLS	8603	WILLIAMS	400,804.82	0.02372214%
MILLCREEK-WEST UNITY LOCAL SCHOOLS	8606	WILLIAMS	401,208.88	0.02374606%
NORTH CENTRAL LOCAL SCHOOLS	8608	WILLIAMS	450,174.16	0.02664413%
STRYKER LOCAL SCHOOLS	8611	WILLIAMS	343,667.52	0.02034040%
WOOD COUNTY ESC	8700	WOOD	598,096.03	0.03539907%
ELMWOOD LOCAL SCHOOLS	8701	WOOD	947,018.03	0.05605046%
EASTWOOD LOCAL SCHOOLS	8704	WOOD	1,113,885.14	0.06592670%
LAKE LOCAL SCHOOLS	8710	WOOD	1,069,268.24	0.06328599%
OTSEGO LOCAL SCHOOLS	8713	WOOD	1,033,241.36	0.06115370%
NORTH BALTIMORE LOCAL SCHOOLS	8716	WOOD	520,235.72	0.03079081%
NORTHWOOD LOCAL SCHOOLS	8722	WOOD	681,583.95	0.04034041%
MOHAWK LOCAL SCHOOLS	8804	WYANDOT	617,996.42	0.03657690%
MIDWEST REGIONAL ESC	8900	LOGAN	724,975.54	0.04290859%

STATE TEACHERS RETIREMENT SYSTEM OF OHIO
Schedule of Employer Allocations
As of and for the year ended June 30, 2020

Employer Name	Employer Code	Employer County	2020 Fiscal Year	
			Employer Contributions	Employer Allocations
ADA EXEMPTED VILLAGE SCHOOLS	9001	HARDIN	654,810.95	0.03875581%
AMHERST EX VLG SCHOOLS	9003	LORAIN	2,327,215.45	0.13773919%
BARNESVILLE EX VLG SCHOOLS	9007	BELMONT	786,500.04	0.04655000%
BLUFFTON EXEMPTED VILLAGE SCHOOLS	9011	ALLEN	710,742.10	0.04206617%
BRADFORD EX VLG SCHOOLS	9013	DARKE	395,927.13	0.02343345%
BRIDGEPORT EX VLG SCHOOLS	9015	BELMONT	539,129.36	0.03190905%
CALDWELL EX VLG SCHOOLS	9019	NOBLE	509,235.98	0.03013978%
CAREY EX VLG SCHOOLS	9021	WYANDOT	649,292.76	0.03842921%
CARROLLTON EX VLG SCHOOLS	9023	CARROLL	1,452,515.97	0.08596900%
CHAGRIN FALLS EX VLG SCHOOLS	9025	CUYAHOGA	1,918,705.72	0.11356103%
CHESAPEAKE UNION EX VLG SCHOOLS	9029	LAWRENCE	862,885.97	0.05107100%
CLYDE-GREEN SPRINGS EX VLG SCHOOLS	9031	SANDUSKY	1,531,269.39	0.09063012%
COLDWATER EX VLG SCHOOLS	9033	MERCER	1,011,210.55	0.05984978%
COLUMBIANA EX VLG SCHOOLS	9035	COLUMBIANA	729,217.49	0.04315966%
COVINGTON EX VLG SCHOOLS	9037	MIAMI	596,193.16	0.03528645%
CRESTLINE EX VLG SCHOOLS	9039	CRAWFORD	407,843.44	0.02413873%
CROOKSVILLE EX VLG SCHOOLS	9041	PERRY	748,671.39	0.04431106%
FAIRPORT HARBOR EX VLG SCHOOLS	9049	LAKE	476,862.89	0.02822373%
GEORGETOWN EX VLG SCHOOLS	9053	BROWN	639,670.87	0.03785973%
GIBSONBURG EX VLG SCHOOLS	9055	SANDUSKY	643,037.69	0.03805900%
GRANVILLE EX VLG SCHOOLS	9059	LICKING	2,044,369.68	0.12099861%
GREENFIELD EX VLG SCHOOLS	9061	HIGHLAND	1,353,630.50	0.08011633%
HICKSVILLE EX VLG SCHOOLS	9065	DEFIANCE	756,425.62	0.04477001%
HUBBARD EX VLG SCHOOLS	9067	TRUMBULL	1,130,401.60	0.06690425%
INDIAN HILL EX VLG SCHOOLS	9069	HAMILTON	2,444,447.36	0.14467771%
LEETONIA EX VLG SCHOOLS	9073	COLUMBIANA	465,318.97	0.02754049%
LISBON EX VLG SCHOOLS	9075	COLUMBIANA	570,495.01	0.03376547%
LOUDONVIL-PERRYSVILLE EX VLG SCHOOLS	9077	ASHLAND	777,248.64	0.04600244%
MARYSVILLE EX VLG SCHOOLS	9085	UNION	3,888,032.83	0.23011814%
MECHANICSBURG EX VLG SCHOOLS	9087	CHAMPAIGN	574,168.19	0.03398287%
MENTOR EX VLG SCHOOLS	9088	LAKE	6,805,216.77	0.40277537%
MILFORD EX VLG SCHOOLS	9091	CLERMONT	4,660,034.40	0.27581003%
MONTPELIER EX VLG SCHOOLS	9099	WILLIAMS	658,089.36	0.03894985%
MT GILEAD EX VLG SCHOOLS	9101	MORROW	688,629.72	0.04075742%
NEWCOMERSTOWN EX VLG SCHOOLS	9103	TUSCARAWA	747,689.92	0.04425297%
NEW RICHMOND EX VLG SCHOOLS	9106	CLERMONT	1,546,672.83	0.09154179%
NEWTON FALLS EX VLG SCHOOLS	9107	TRUMBULL	631,086.41	0.03735165%
PAULDING EX VLG SCHOOLS	9111	PAULDING	1,053,890.25	0.06237583%
PERRYSBURG EX VLG SCHOOLS	9113	WOOD	4,135,684.99	0.24477575%
RITTMAN EX VLG SCHOOLS	9117	WAYNE	699,963.86	0.04142825%
ROSSFORD EX VLG SCHOOLS	9119	WOOD	1,490,572.67	0.08822143%
TIPP CITY EX VLG SCHOOLS	9123	MIAMI	1,772,530.46	0.10490946%
UPPER SANDUSKY EX VLG SCHOOLS	9125	WYANDOT	1,145,788.11	0.06781492%
VERSAILLES EX VLG SCHOOLS	9127	DARKE	955,639.46	0.05656073%
WAUSEON EX VLG SCHOOLS	9129	FULTON	1,231,684.93	0.07289883%
WELLINGTON EX VLG SCHOOLS	9131	LORAIN	739,827.46	0.04378762%
MILTON-UNION EX VLG SCHOOLS	9139	MIAMI	983,330.82	0.05819968%

STATE TEACHERS RETIREMENT SYSTEM OF OHIO
Schedule of Employer Allocations
As of and for the year ended June 30, 2020

Employer Name	Employer Code	Employer County	2020 Fiscal Year	
			Employer Contributions	Employer Allocations
WINDHAM EX VLG SCHOOLS	9142	PORTAGE	465,580.70	0.02755598%
YELLOW SPRINGS EX VLG SCHOOLS	9147	GREENE	607,615.10	0.03596247%
ALLEN CO BD DEVELOPMENTAL	9202	ALLEN	30,372.26	0.00179762%
ASHLAND CO AND DEVELOPMNTL	9203	ASHLAND	68,512.68	0.00405501%
ATHENS CO BD DEVELOPMENTAL	9205	ATHENS	96,849.54	0.00573216%
BELMONT CO BD DEVELOPMENTAL	9207	BELMONT	50,957.38	0.00301598%
BUTLER CO BD DEVELOPMENTAL	9209	BUTLER	60,900.11	0.00360445%
CARROLL CO BD DEVELOPMENTAL	9210	CARROLL	41,960.58	0.00248349%
CLERMONT COUNTY AUDITOR	9213	CLERMONT	142,735.29	0.00844797%
CLINTON CO BD DEVELOPMENTAL	9214	CLINTON	12,404.08	0.00073415%
COLUMBIANA CO BD DEVELOPMNTL	9215	COLUMBIANA	70,683.92	0.00418352%
COSHOCTON CO BD DEVELOPMNTL	9216	COSHOCTON	46,739.43	0.00276633%
CRAWFORD CO BD DEVELOPMNTL	9217	CRAWFORD	57,069.47	0.00337773%
CUYAHOGA CO BD DEVELOPMNTL	9218	CUYAHOGA	376,614.84	0.02229043%
DEFIANCE CO & BD DEVELOPMNTL	9220	DEFIANCE	82,952.97	0.00490968%
FAIRFIELD CO BD DEVELOPMNTL	9223	FAIRFIELD	96,606.67	0.00571779%
FAYETTE CO BD DEVELOPMENTAL	9224	FAYETTE	38,336.19	0.00226898%
FRANKLIN CO BD DEVELOPMNTL	9225	FRANKLIN	1,221,364.29	0.07228799%
FULTON CO BD DEVELOPMENTAL	9226	FULTON	11,999.03	0.00071018%
GALLIA CO BD DEVELOPMENTAL	9227	GALLIA	74,804.54	0.00442740%
GEAUGA CO BD DEVELOPMENTAL	9228	GEAUGA	13,091.25	0.00077482%
GUERNSEY CO BD DEVELOPMNTL	9230	GUERNSEY	1,406.00	0.00008322%
HAMILTON CO BD DEVELOPMNTL	9231	HAMILTON	255,730.71	0.01513575%
HANCOCK CO BD DEVELOPMENTAL	9232	HANCOCK	32,320.67	0.00191294%
HARDIN CO BD DEVELOPMENTAL	9233	HARDIN	59,237.74	0.00350606%
HARRISON CO BD DEVELOPMNTL	9234	HARRISON	20,459.20	0.00121090%
HIGHLAND CO BD DEVELOPMNTL	9236	HIGHLAND	30,164.80	0.00178534%
HOLMES CO BD DEVELOPMENTAL	9238	HOLMES	46,208.63	0.00273492%
HURON CO BD DEVELOPMENTAL	9239	HURON	19,108.25	0.00113095%
JACKSON CO BD DEVELOPMENTAL	9240	JACKSON	67,277.56	0.00398191%
JEFFERSON CO BD DEVELOPMNTL	9241	JEFFERSON	104,024.99	0.00615685%
LAKE CO BD DEVELOPMENTAL	9243	LAKE	83,549.83	0.00494500%
LAWRENCE CO BD DEVELOPMNTL	9244	LAWRENCE	76,452.20	0.00452492%
LICKING CO BD DEVELOPMENTAL	9245	LICKING	13,053.65	0.00077260%
LOGAN CO DEVELOPMTL DISABILITIES -	9246	LOGAN	111,374.42	0.00659184%
LORAIN CO BD DEVELOPMENTAL	9247	LORAIN	210,327.18	0.01244848%
MADISON CO BD DEVELOPMENTAL	9249	MADISON	39,692.07	0.00234923%
MAHONING CO BD DEVELOPMNTL	9250	MAHONING	95,261.52	0.00563817%
MEDINA CO BD DEVELOPMENTAL	9252	MEDINA	181,210.22	0.01072516%
MEIGS CO BD DEVELOPMENTAL	9253	MEIGS	49,774.38	0.00294596%
MONROE CO BD DEVELOPMENTAL	9256	MONROE	25,263.24	0.00149524%
MUSKINGUM CO BD DEVELOPMNTL	9260	MUSKINGUM	89,880.78	0.00531971%
PICKAWAY CO BD DEVELOPMNTL	9265	PICKAWAY	11,641.58	0.00068902%
PIKE CO BD DEVELOPMENTAL DISABILITIES	9266	PIKE	27,196.75	0.00160967%
PORTAGE CO BD DEVELOPMENTAL	9267	PORTAGE	64,234.41	0.00380179%
RICHLAND CO BD DEVELOPMNTL	9270	RICHLAND	44,956.54	0.00266081%
ROSS CO BD DEVELOPMENTAL	9271	ROSS	197,466.88	0.01168733%

STATE TEACHERS RETIREMENT SYSTEM OF OHIO
Schedule of Employer Allocations
As of and for the year ended June 30, 2020

Employer Name	Employer Code	Employer County	2020 Fiscal Year	
			Employer Contributions	Employer Allocations
SANDUSKY CO BD DEVELOPMNTL	9272	SANDUSKY	62,131.05	0.00367730%
SCIOTO CO BD DEVELOPMENTAL	9273	SCIOTO	90,515.59	0.00535728%
SENECA CO BD DEVELOPMENTAL	9274	SENECA	71,631.66	0.00423961%
SHELBY CO BD DEVELOPMENTAL	9275	SHELBY	147,576.87	0.00873452%
STARK CO BD DEVELOPMENTAL	9276	STARK	432,132.66	0.02557632%
SUMMIT CO BD DEVELOPMENTAL	9277	SUMMIT	98,536.65	0.00583202%
TRUMBULL CO BD DEVELOPMNTL	9278	TRUMBULL	387,634.88	0.02294266%
TUSCARAWAS CO BD DEVELOPMNTL	9279	TUSCARAWA	48,404.86	0.00286490%
UNION CO BD DEVELOPMENTAL	9280	UNION	150,961.78	0.00893486%
WARREN CO BD DEVELOPMENTAL	9283	WARREN	11,480.92	0.00067951%
WASHINGTON CO BD DEVELOPMNTL	9284	WASHINGTON	79,855.23	0.00472633%
WAYNE CO BD DEVELOPMENTAL	9285	WAYNE	89,584.52	0.00530217%
WOOD CO BD DEVELOPMENTAL	9287	WOOD	76,516.59	0.00452873%
WYANDOT CO BD DEVELOPMENTAL	9288	WYANDOT	11,424.60	0.00067618%
THE OHIO STATE UNIVERSITY	9301	FRANKLIN	82,105,848.58	4.85953856%
BOWLING GREEN STATE UNIVERSITY	9302	WOOD	8,831,065.84	0.52267781%
KENT STATE UNIVERSITY	9303	PORTAGE	17,995,281.16	1.06507349%
MIAMI UNIVERSITY	9304	BUTLER	12,822,705.92	0.75892808%
OHIO UNIVERSITY	9305	ATHENS	14,691,833.59	0.86955485%
CENTRAL STATE UNIVERSITY	9306	GREENE	1,042,146.44	0.06168076%
THE UNIVERSITY OF AKRON	9417	SUMMIT	10,447,538.22	0.61835077%
THE UNIVERSITY OF TOLEDO	9418	LUCAS	13,534,677.07	0.80106699%
CUYAHOGA COMMUNITY COLLEGE	9419	CUYAHOGA	8,501,713.32	0.50318466%
LORAIN COUNTY COMMUNITY COLLEGE	9420	LORAIN	3,078,895.77	0.18222834%
CLARK STATE COMMUNITY COLLEGE	9421	CLARK	1,204,372.85	0.07128233%
SINCLAIR COMMUNITY COLLEGE	9422	MONTGOME	5,416,097.78	0.32055860%
LAKELAND COMMUNITY COLLEGE	9423	LAKE	2,614,345.17	0.15473333%
COLUMBUS STATE COMMUNITY COLLEGE	9424	FRANKLIN	7,454,998.49	0.44123352%
WRIGHT STATE UNIVERSITY	9425	GREENE	8,524,368.04	0.50452551%
WASHINGTON STATE COMMUNITY	9426	WASHINGTON	538,157.20	0.03185151%
SHAWNEE STATE UNIVERSITY	9427	SCIOTO	1,559,666.26	0.09231082%
YOUNGSTOWN STATE UNIVERSITY	9428	MAHONING	5,316,019.71	0.31463535%
EDISON COMMUNITY COLLEGE	9429	MIAMI	568,879.00	0.03366982%
UNIVERSITY OF CINCINNATI	9430	HAMILTON	25,933,570.18	1.53491117%
CLEVELAND STATE UNIVERSITY	9431	CUYAHOGA	8,010,400.71	0.47410570%
NORTHEAST OHIO MEDICAL UNIVERSITY	9433	PORTAGE	1,569,707.69	0.09290514%
STATE OF OHIO	9501	FRANKLIN	6,145,109.62	0.36370609%
CENTRAL OHIO YOUTH CENTER	9503	UNION	27,180.89	0.00160874%
NORTHERN BUCKEYE EDUCATION	9507	FULTON	9,229.25	0.00054624%
MIAMI COUNTY JUVENILE PROGRAM	9515	MIAMI	13,323.04	0.00078854%
MIDLAND COUNCIL OF GOVERNMENTS	9519	WAYNE	49,774.77	0.00294598%
PORTAGE COUNTY DETENTION CTR	9521	PORTAGE	14,175.29	0.00083898%
METROPOLITAN EDUCATIONAL TECH	9527	MARION	12,717.43	0.00075270%
ESC COUNCIL OF GOVERNMENTS	9531	FRANKLIN	4,751,251.97	0.28120886%
CENTER FOR COLLABORATIVE SOLUTIONS	9536	HAMILTON	786,463.28	0.04654782%
SW OHIO COUNCIL OF GOVERNMENTS	9537	WARREN	554,276.49	0.03280556%
MAHONING VALLEY REGIONAL COUNCIL	9538	MAHONING	275,066.92	0.01628018%

STATE TEACHERS RETIREMENT SYSTEM OF OHIO
Schedule of Employer Allocations
As of and for the year ended June 30, 2020

Employer Name	Employer Code	Employer County	2020 Fiscal Year	
			Employer Contributions	Employer Allocations
MIAMI VALLEY EDUCATIONAL COMPUTER	9554	GREENE	5,022.85	0.00029728%
GREEN INSPIRATION ACADEMY	9602	CUYAHOGA	163,105.04	0.00965358%
MIDDLEBURY ACADEMY	9603	SUMMIT	96,793.89	0.00572887%
YOUNGSTOWN COMMUNITY SCHOOL	9605	MAHONING	203,075.84	0.01201930%
CONSTELLATION OLD BROOKLYN COMM	9608	CUYAHOGA	212,299.93	0.01256524%
CITY DAY COMMUNITY SCHOOL	9610	MONTGOME	102,052.95	0.00604013%
AUTISM MODEL SCHOOL	9613	LUCAS	183,611.40	0.01086727%
EDGE ACADEMY	9615	SUMMIT	123,139.68	0.00728818%
SUMMIT ACADEMY AKRON ELEM SCH	9617	SUMMIT	134,295.68	0.00794846%
TOWPATH TRAIL HIGH SCHOOL	9619	SUMMIT	312,200.91	0.01847801%
DOHN COMMUNITY HIGH SCHOOL	9622	HAMILTON	276,515.72	0.01636593%
LIGHTHOUSE COMMUNITY SCHOOL	9623	HAMILTON	62,146.54	0.00367822%
CINCINNATI COLLEGE PREP ACADEMY	9624	HAMILTON	510,691.31	0.03022591%
QUEEN CITY CAREER PREP HS	9625	HAMILTON	33,821.68	0.00200178%
RIVERSIDE ACADEMY	9627	HAMILTON	79,729.66	0.00471890%
HORIZON SCIENCE ACADEMY CLEVELAND	9631	CUYAHOGA	247,569.43	0.01465271%
INVICTUS HIGH SCHOOL	9634	CUYAHOGA	199,781.73	0.01182433%
INTERGENERATIONAL SCHOOL	9636	CUYAHOGA	145,565.43	0.00861547%
HORIZON SCIENCE ACADEMY COLUMBUS	9640	FRANKLIN	337,511.60	0.01997605%
MILLENNIUM SCHOOL	9641	FRANKLIN	250,968.77	0.01485390%
CITIZENS ACADEMY	9652	CUYAHOGA	238,144.35	0.01409487%
TOLEDO SCHOOL FOR THE ARTS	9655	LUCAS	404,240.86	0.02392551%
SUMMIT ACADEMY-CANTON	9659	STARK	128,626.75	0.00761294%
GRAHAM SCHOOL	9662	FRANKLIN	697,148.32	0.04126161%
RICHARD ALLEN PREPARATORY ACADEMY	9664	MONTGOME	322,010.55	0.01905860%
CORNERSTONE ACADEMY	9665	FRANKLIN	362,937.99	0.02148094%
T C P WORLD ACADEMY	9667	HAMILTON	196,838.79	0.01165015%
STARK HIGH SCHOOL	9671	STARK	33,346.44	0.00197365%
SKYWAY CAREER PREP HS	9672	LUCAS	38,974.77	0.00230677%
FOCUS LEARNING ACADEMY EAST	9673	FRANKLIN	82,027.66	0.00485491%
RANDALL PARK HIGH SCHOOL	9674	CUYAHOGA	26,972.86	0.00159642%
MARSHALL HIGH SCHOOL	9675	BUTLER	159,508.62	0.00944072%
CLIFF PARK HIGH SCHOOL	9676	CLARK	82,320.49	0.00487224%
RIVER GATE HIGH SCHOOL	9677	TRUMBULL	52,628.59	0.00311489%
DAYTON LEADERSHIP ACAD-DAYTON VIEW	9678	MONTGOME	304,146.79	0.01800131%
CONSTELLATION PARMA COMMUNITY	9679	CUYAHOGA	686,004.34	0.04060204%
CONSTELLATION WESTPARK COMM ELEM	9682	CUYAHOGA	149,518.14	0.00884942%
CONSTELLATION ELYRIA COMMUNITY	9683	LORAIN	237,058.68	0.01403062%
CONSTELLATION LORAIN COMM ELEM	9684	LORAIN	121,293.58	0.00717891%
SCIOTOVILLE COMMUNITY SCHOOL	9685	SCIOTO	218,850.98	0.01295297%
WEST PREPARATORY ACADEMY	9689	CUYAHOGA	66,048.27	0.00390915%
PHOENIX COMMUNITY LEARNING CENTER	9691	HAMILTON	256,547.39	0.01518408%
SUMMIT ACADEMY-LORAIN	9692	LORAIN	87,111.92	0.00515583%
SUMMIT ACADEMY-MIDDLETOWN	9693	BUTLER	95,487.07	0.00565152%
THE AUTISM ACADEMY OF LEARNING	9695	LUCAS	57,207.13	0.00338588%
YOUTHBUILD COLUMBUS COMMUNITY	9696	FRANKLIN	103,026.76	0.00609777%
WASHINGTON PARK COMMUNITY	9697	CUYAHOGA	105,645.14	0.00625274%

STATE TEACHERS RETIREMENT SYSTEM OF OHIO
Schedule of Employer Allocations
As of and for the year ended June 30, 2020

Employer Name	Employer Code	Employer County	2020 Fiscal Year	
			Employer Contributions	Employer Allocations
HAMILTON CTY MATH AND SCIENCE	9702	HAMILTON	321,011.44	0.01899947%
SUMMIT ACADEMY AKRON MIDDLE SCH	9705	SUMMIT	80,093.89	0.00474046%
THE ARTS AND COLLEGE PREP ACAD	9707	FRANKLIN	242,734.19	0.01436653%
SUMMIT ACADEMY-XENIA	9708	GREENE	199,464.98	0.01180559%
TRECA DIGITAL ACADEMY	9709	MARION	620,111.54	0.03670209%
OHIO DISTANCE AND ELEC LEARNING	9712	LUCAS	711,539.60	0.04211337%
BLACK RIVER CAREER PREP HS	9713	LORAIN	46,444.85	0.00274890%
FOCUS LEARNING ACADEMY WEST	9716	FRANKLIN	94,295.33	0.00558099%
FOCUS LEARNING ACADEMY NORTH	9717	FRANKLIN	217,515.16	0.01287391%
MOUND STREET ACADEMIES	9724	MONTGOME	148,109.21	0.00876603%
NORTH DAYTON SCHOOL OF DISCOVERY	9725	MONTGOME	166,464.08	0.00985239%
TROTWOOD PREP AND FITNESS ACADEMY	9726	MONTGOME	211,696.34	0.01252952%
MIDDLETOWN PREP AND FITNESS	9727	BUTLER	180,520.87	0.01068436%
HOPE ACADEMY NORTHCOAST CAMPUS	9733	CUYAHOGA	120,379.39	0.00712481%
OHIO VIRTUAL ACADEMY	9735	LUCAS	2,908,514.12	0.17214409%
MIAMI VALLEY ACADEMIES	9737	MONTGOME	63,881.94	0.00378093%
GREAT WESTERN ACADEMY	9742	FRANKLIN	389,519.48	0.02305420%
INTERNATIONAL ACADEMY OF COLUMBUS	9743	FRANKLIN	135,316.54	0.00800888%
WEST CENTRAL LEARNING ACADEMY	9746	ALLEN	35,824.98	0.00212035%
LAKE ERIE INTERNATIONAL HIGH SCH	9749	CUYAHOGA	94,135.47	0.00557153%
TOMORROW CENTER	9750	MORROW	53.20	0.00000315%
GOAL DIGITAL ACADEMY	9756	RICHLAND	324,207.89	0.01918865%
CONSTELLATION PURITAS COMM ELEM	9760	CUYAHOGA	130,684.27	0.00773471%
GLASS CITY ACADEMY	9764	LUCAS	132,353.71	0.00783352%
PATHWAY SCHOOL OF DISCOVERY	9765	MONTGOME	224,171.46	0.01326787%
ALLIANCE ACADEMY	9766	HAMILTON	245,777.36	0.01454664%
OHIO CONNECTIONS ACADEMY	9774	CUYAHOGA	1,292,627.14	0.07650577%
QUAKER DIGITAL ACADEMY	9776	TUSCARAWA	226,230.72	0.01338975%
FOX FIRE HIGH SCHOOL	9783	MUSKINGUM	163,449.29	0.00967395%
HORIZON SCIENCE ACADEMY TOLEDO	9793	LUCAS	323,968.23	0.01917447%
ASHTABULA COUNTY TECH CAREER CTR	9801	ASHTABULA	790,037.26	0.04675936%
EASTLAND-FAIRFIELD JVS	9804	FRANKLIN	1,480,311.67	0.08761412%
EHOVE JVS	9805	ERIE	1,044,623.54	0.06182737%
FOUR COUNTY JVS	9806	FULTON	1,232,721.77	0.07296020%
GREENE COUNTY JVS	9807	GREENE	943,223.78	0.05582589%
KNOX COUNTY CAREER CENTER	9808	KNOX	710,943.33	0.04207808%
AUBURN CAREER CENTER	9809	LAKE	547,626.37	0.03241196%
MID-EAST CAREER AND TECHNOLOGY CTR	9811	MUSKINGUM	1,189,213.83	0.07038513%
PENTA COUNTY VOCATIONAL SCHOOL	9812	WOOD	2,096,555.33	0.12408728%
PIKE COUNTY JVS	9813	PIKE	393,715.25	0.02330254%
PIONEER JVS	9814	RICHLAND	1,277,202.82	0.07559287%
VANGUARD-SENTINEL CAREER CENTER	9815	SANDUSKY	831,349.67	0.04920448%
SPRINGFIELD-CLARK CTC	9816	CLARK	815,444.72	0.04826313%
TRI COUNTY CAREER CENTER	9818	ATHENS	514,582.94	0.03045624%
TRUMBULL CAREER AND TECH CENTER	9819	TRUMBULL	1,146,449.64	0.06785407%
WAYNE COUNTY JVS	9820	WAYNE	908,358.15	0.05376233%
EASTERN GATEWAY COMMUNITY	9822	JEFFERSON	2,077,190.59	0.12294115%

STATE TEACHERS RETIREMENT SYSTEM OF OHIO
Schedule of Employer Allocations
As of and for the year ended June 30, 2020

Employer Name	Employer Code	Employer County	2020 Fiscal Year	
			Employer Contributions	Employer Allocations
BELMONT-HARRISON AREA JVS	9824	BELMONT	485,967.64	0.02876261%
LORAIN COUNTY JVS	9825	LORAIN	1,234,498.96	0.07306538%
MIAMI VALLEY CAREER TECHNOLOGY CTR	9827	MONTGOME	2,624,132.94	0.15531263%
SCIOTO COUNTY CAREER TECHNICAL	9828	SCIOTO	704,057.07	0.04167051%
NORTHWEST STATE COMMUNITY	9829	FULTON	784,067.51	0.04640603%
NORTH CENTRAL STATE COLLEGE	9831	RICHLAND	589,688.55	0.03490146%
CINCINNATI ST TECH AND COMM COLLEGE	9833	HAMILTON	2,565,361.18	0.15183415%
WASHINGTON COUNTY JVS	9836	WASHINGTON	490,720.11	0.02904389%
TERRA COMMUNITY COLLEGE	9837	SANDUSKY	597,982.64	0.03539236%
MAHONING CTY CAREER AND TECH CTR	9838	MAHONING	847,390.16	0.05015386%
OWENS STATE COMM COLLEGE	9839	WOOD	2,406,834.12	0.14245152%
GREAT OAKS CAREER CAMPUSES	9840	HAMILTON	4,299,031.06	0.25444359%
HOCKING COLLEGE	9841	ATHENS	897,682.75	0.05313049%
CUYAHOGA VALLEY CAREER CENTER	9842	CUYAHOGA	864,097.52	0.05114271%
CAREER AND TECH CTRS OF LICKING CO	9844	LICKING	951,314.72	0.05630477%
SOUTHERN HILLS JVS	9845	BROWN	404,169.37	0.02392128%
GALLIA-JACKSON-VINTON JVS	9847	GALLIA	801,985.04	0.04746650%
ZANE STATE COLLEGE	9848	MUSKINGUM	552,019.78	0.03267199%
MEDINA COUNTY JVS	9849	MEDINA	1,034,047.22	0.06120139%
BELMONT COLLEGE	9851	BELMONT	415,691.52	0.02460323%
ASHLAND COUNTY-WEST HOLMES JVS	9852	ASHLAND	433,779.85	0.02567381%
MARION TECHNICAL COLLEGE	9854	MARION	753,087.33	0.04457243%
CENTRAL OHIO TECHNICAL COLLEGE	9855	LICKING	995,675.42	0.05893031%
RHODES STATE COLLEGE	9858	ALLEN	792,262.39	0.04689105%
OHIO HI-POINT JVS	9860	LOGAN	947,419.33	0.05607421%
TOLLES CAREER AND TECH CENTER	9861	MADISON	885,071.29	0.05238406%
COLUMBIANA COUNTY JVS	9862	COLUMBIANA	437,695.69	0.02590557%
PICKAWAY-ROSS COUNTY JVS	9863	ROSS	1,374,155.90	0.08133116%
DELAWARE COUNTY JVS	9864	DELAWARE	910,474.28	0.05388757%
MAPLEWOOD CAREER CENTER	9865	PORTAGE	676,665.59	0.04004931%
UPPER VALLEY JVS	9866	MIAMI	1,275,813.20	0.07551062%
BUTLER TECHNOLOGY & CAREER	9867	BUTLER	3,192,239.62	0.18893674%
APOLLO JVS	9869	ALLEN	952,272.64	0.05636146%
POLARIS CAREER CENTER	9870	CUYAHOGA	1,004,917.58	0.05947732%
BUCKEYE JVS	9871	TUSCARAWA	1,048,414.75	0.06205175%
U S GRANT JVS	9872	CLERMONT	453,047.32	0.02681418%
VANTAGE CAREER CENTER	9873	VAN WERT	511,667.67	0.03028370%
TRI-RIVERS JVS	9874	MARION	690,401.01	0.04086226%
WARREN COUNTY JVS	9876	WARREN	1,274,554.50	0.07543612%
STARK COUNTY JVS	9877	STARK	509,369.90	0.03014770%
PORTAGE LAKES JVS	9878	SUMMIT	481,814.91	0.02851683%
JEFFERSON COUNTY JVS	9879	JEFFERSON	286,079.98	0.01693201%
LAWRENCE COUNTY JVS	9880	LAWRENCE	900,216.68	0.05328046%
SOUTHERN STATE COMMUNITY COLLEGE	9881	CLINTON	619,478.82	0.03666464%
COSHOCTON COUNTY JVS	9883	COSHOCTON	237,085.09	0.01403218%
STARK STATE COLLEGE	9884	STARK	3,202,635.71	0.18955205%
AKRON PUBLIC SCHOOLS	C001	SUMMIT	21,957,982.35	1.29961098%

STATE TEACHERS RETIREMENT SYSTEM OF OHIO
Schedule of Employer Allocations
As of and for the year ended June 30, 2020

Employer Name	Employer Code	Employer County	2020 Fiscal Year	
			Employer Contributions	Employer Allocations
CANTON CITY SCHOOLS	C002	STARK	8,737,616.03	0.51714686%
CINCINNATI CITY SCHOOLS	C003	HAMILTON	32,485,982.60	1.92272400%
CLEVELAND METROPOLITAN SCHOOLS	C004	CUYAHOGA	39,887,638.36	2.36080036%
COLUMBUS CITY SCHOOLS	C005	FRANKLIN	47,644,945.39	2.81992639%
DAYTON CITY SCHOOLS	C006	MONTGOME	10,472,112.57	0.61980524%
TOLEDO PUBLIC SCHOOLS	C007	LUCAS	22,276,349.07	1.31845391%
YOUNGSTOWN CITY SCHOOLS	C008	MAHONING	5,340,279.86	0.31607122%
AURORA CITY SCHOOLS	C009	PORTAGE	2,772,740.68	0.16410817%
ALLIANCE CITY SCHOOLS	C010	STARK	2,433,606.96	0.14403611%
ASHLAND CITY SCHOOLS	C011	ASHLAND	2,091,315.11	0.12377713%
ASHTABULA AREA CITY SCHOOLS	C012	ASHTABULA	2,370,976.00	0.14032922%
ATHENS CITY SCHOOLS	C013	ATHENS	2,225,980.42	0.13174747%
BARBERTON CITY SCHOOLS	C014	SUMMIT	3,050,391.63	0.18054129%
BAY VILLAGE CITY SCHOOLS	C015	CUYAHOGA	2,487,894.77	0.14724920%
BEDFORD CITY SCHOOLS	C016	CUYAHOGA	2,996,766.00	0.17736739%
BELLAIRE CITY SCHOOLS	C017	BELMONT	643,630.53	0.03809409%
BEACHWOOD CITY SCHOOLS	C018	CUYAHOGA	2,400,732.71	0.14209040%
BELLEFONTAINE CITY SCHOOLS	C019	LOGAN	1,776,207.51	0.10512709%
AVON LAKE CITY SCHOOLS	C020	LORAIN	2,790,044.72	0.16513233%
BELLEVUE CITY SCHOOLS	C021	HURON	1,437,504.24	0.08508051%
BELPRE CITY SCHOOLS	C022	WASHINGTON	584,908.53	0.03461855%
BEREA CITY SCHOOLS	C023	CUYAHOGA	5,356,839.37	0.31705132%
BEXLEY CITY SCHOOLS	C025	FRANKLIN	2,520,680.49	0.14918967%
BOWLING GREEN CITY SCHOOLS	C027	WOOD	2,053,126.30	0.12151688%
BRECKSVILLE-BROADVIEW HTS CITY SCH	C028	CUYAHOGA	3,403,849.85	0.20146116%
BROOKLYN CITY SCHOOLS	C029	CUYAHOGA	1,071,080.19	0.06339324%
BRUNSWICK CITY SCHOOLS	C030	MEDINA	5,063,523.20	0.29969103%
BRYAN CITY SCHOOLS	C031	WILLIAMS	1,541,403.27	0.09122990%
BUCYRUS CITY SCHOOLS	C033	CRAWFORD	885,055.10	0.05238311%
CAMBRIDGE CITY SCHOOLS	C035	GUERNSEY	1,327,226.67	0.07855359%
CAMPBELL CITY SCHOOLS	C037	MAHONING	1,013,022.26	0.05995700%
CELINA CITY SCHOOLS	C041	MERCER	2,132,851.55	0.12623552%
CENTERVILLE CITY SCHOOLS	C042	MONTGOME	7,549,669.64	0.44683675%
CHILLICOTHE CITY SCHOOLS	C043	ROSS	1,835,836.07	0.10865628%
CIRCLEVILLE CITY SCHOOLS	C047	PICKAWAY	1,668,277.94	0.09873914%
CLEVELAND HTS-UNIV HTS CITY SCHOOLS	C051	CUYAHOGA	6,765,850.69	0.40044544%
CONNEAUT CITY SCHOOLS	C055	ASHTABULA	1,110,114.75	0.06570355%
COPLEY-FAIRLAWN CITY SCHOOLS	C056	SUMMIT	2,567,234.95	0.15194505%
COSHOCTON CITY SCHOOLS	C057	COSHOCTON	1,231,091.27	0.07286369%
CUYAHOGA FALLS CITY SCHOOLS	C059	SUMMIT	3,367,489.36	0.19930912%
DEER PARK CITY SCHOOLS	C063	HAMILTON	1,019,297.34	0.06032840%
DEFIANCE CITY SCHOOLS	C065	DEFIANCE	1,873,241.47	0.11087017%
DELAWARE CITY SCHOOLS	C067	DELAWARE	4,179,152.94	0.24734846%
DELPHOS CITY SCHOOLS	C069	VAN WERT	669,839.59	0.03964530%
DOVER CITY SCHOOLS	C071	TUSCARAWA	1,804,337.32	0.10679199%
DUBLIN CITY SCHOOLS	C072	FRANKLIN	16,086,874.56	0.95212203%
EAST CLEVELAND CITY SCHOOLS	C073	CUYAHOGA	2,345,741.93	0.13883570%

STATE TEACHERS RETIREMENT SYSTEM OF OHIO
Schedule of Employer Allocations
As of and for the year ended June 30, 2020

Employer Name	Employer Code	Employer County	2020 Fiscal Year	
			Employer Contributions	Employer Allocations
EAST LIVERPOOL CITY SCHOOLS	C075	COLUMBIANA	1,667,740.43	0.09870733%
EAST PALESTINE CITY SCHOOLS	C077	COLUMBIANA	612,127.46	0.03622954%
EATON COMMUNITY SCHOOLS	C078	PREBLE	1,287,532.40	0.07620423%
ELYRIA CITY SCHOOLS	C079	LORAIN	5,193,269.59	0.30737023%
EDGEWOOD CITY SCHOOLS	C080	BUTLER	2,473,278.69	0.14638413%
EUCLID CITY SCHOOLS	C081	CUYAHOGA	4,588,042.84	0.27154912%
FAIRBORN CITY SCHOOLS	C083	GREENE	2,882,218.53	0.17058775%
FAIRFIELD CITY SCHOOLS	C084	BUTLER	6,532,876.20	0.38665655%
FAIRVIEW PARK CITY SCHOOLS	C085	CUYAHOGA	1,553,748.73	0.09196059%
FINDLAY CITY SCHOOLS	C087	HANCOCK	4,320,302.02	0.25570254%
FOSTORIA CITY SCHOOLS	C089	HANCOCK	1,289,046.27	0.07629383%
FRANKLIN CITY SCHOOLS	C091	WARREN	2,206,550.15	0.13059746%
FREMONT CITY SCHOOLS	C093	SANDUSKY	2,904,084.71	0.17188193%
GAHANNA-JEFFERSON CITY SCHOOLS	C094	FRANKLIN	6,691,349.87	0.39603601%
GALION CITY SCHOOLS	C095	CRAWFORD	1,226,811.83	0.07261041%
GALLIPOLIS CITY SCHOOLS	C097	GALLIA	1,175,691.04	0.06958476%
GARFIELD HTS CITY SCHOOLS	C099	CUYAHOGA	2,950,141.81	0.17460788%
GENEVA AREA CITY SCHOOLS	C100	ASHTABULA	1,432,794.71	0.08480177%
GIRARD CITY SCHOOLS	C101	TRUMBULL	1,266,986.18	0.07498818%
GRANDVIEW HTS CITY SCHOOLS	C103	FRANKLIN	1,344,484.53	0.07957502%
WINTON WOODS CITY SCHOOLS	C104	HAMILTON	3,228,898.86	0.19110647%
GREENVILLE CITY SCHOOLS	C105	DARKE	1,787,264.16	0.10578149%
HARRISON HILLS CITY SCHOOLS	C106	HARRISON	949,133.25	0.05617565%
HAMILTON CITY SCHOOLS	C107	BUTLER	7,387,987.27	0.43726738%
HEATH CITY SCHOOLS	C108	LICKING	1,133,491.73	0.06708714%
HILLSBORO CITY SCHOOLS	C109	HIGHLAND	1,708,674.72	0.10113008%
HURON CITY SCHOOLS	C110	ERIE	1,002,545.31	0.05933691%
IRONTON CITY SCHOOLS	C111	LAWRENCE	913,043.81	0.05403965%
HUBER HEIGHTS CITY SCHOOLS	C112	MONTGOME	4,547,658.61	0.26915893%
JACKSON CITY SCHOOLS	C113	JACKSON	1,677,824.03	0.09930414%
KENT CITY SCHOOLS	C115	PORTAGE	3,503,014.87	0.20733037%
KENTON CITY SCHOOLS	C117	HARDIN	1,367,823.77	0.08095638%
KETTERING CITY SCHOOLS	C118	MONTGOME	7,151,670.32	0.42328066%
LAKEWOOD CITY SCHOOLS	C119	CUYAHOGA	5,250,736.60	0.31077149%
LANCASTER CITY SCHOOLS	C121	FAIRFIELD	4,724,289.76	0.27961307%
LEBANON CITY SCHOOLS	C122	WARREN	3,384,803.65	0.20033389%
LIMA CITY SCHOOLS	C123	ALLEN	3,547,689.41	0.20997449%
LOCKLAND CITY SCHOOLS	C127	HAMILTON	457,503.52	0.02707792%
LOUISVILLE CITY SCHOOLS	C128	STARK	1,772,901.29	0.10493141%
LONDON CITY SCHOOLS	C131	MADISON	1,332,272.47	0.07885223%
LOVELAND CITY SCHOOLS	C132	HAMILTON	3,780,394.82	0.22374745%
LORAIN CITY SCHOOLS	C133	LORAIN	5,877,978.15	0.34789558%
MADEIRA CITY SCHOOLS	C134	HAMILTON	1,461,625.82	0.08650817%
MANSFIELD CITY SCHOOLS	C135	RICHLAND	3,091,276.23	0.18296110%
MAPLE HEIGHTS CITY SCHOOLS	C137	CUYAHOGA	2,593,224.66	0.15348328%
MARIETTA CITY SCHOOLS	C139	WASHINGTON	1,644,065.07	0.09730607%
MARIEMONT CITY SCHOOLS	C140	HAMILTON	1,591,649.30	0.09420378%

STATE TEACHERS RETIREMENT SYSTEM OF OHIO
Schedule of Employer Allocations
As of and for the year ended June 30, 2020

Employer Name	Employer		2020 Fiscal Year	
	Code	County	Employer Contributions	Employer Allocations
MARION CITY SCHOOLS	C141	MARION	3,782,080.40	0.22384722%
MARTINS FERRY CITY SCHOOLS	C143	BELMONT	1,044,437.10	0.06181633%
MASON CITY SCHOOLS	C144	WARREN	8,279,885.04	0.49005548%
MASSILLON CITY SCHOOLS	C145	STARK	3,099,055.68	0.18342153%
MAUMEE CITY SCHOOLS	C147	LUCAS	2,273,770.67	0.13457599%
MAYFIELD CITY SCHOOLS	C149	CUYAHOGA	4,857,810.15	0.28751564%
MEDINA CITY SCHOOLS	C151	MEDINA	6,027,948.44	0.35677176%
MIAMISBURG CITY SCHOOLS	C153	MONTGOME	4,133,109.19	0.24462330%
MIDDLETOWN CITY SCHOOLS	C155	BUTLER	4,387,040.01	0.25965252%
MT HEALTHY CITY SCHOOLS	C157	HAMILTON	2,658,094.44	0.15732268%
MT VERNON CITY SCHOOLS	C159	KNOX	2,828,903.11	0.16743221%
NAPOLEON AREA SCHOOLS	C161	HENRY	1,420,516.47	0.08407507%
NELSONVILLE-YORK CITY SCHOOLS	C163	ATHENS	890,325.15	0.05269502%
NEWARK CITY SCHOOLS	C165	LICKING	4,717,778.92	0.27922772%
NEW LEXINGTON CITY SCHOOLS	C168	PERRY	1,244,414.58	0.07365225%
NEW PHILADELPHIA CITY SCHOOLS	C169	TUSCARAWA	2,211,442.35	0.13088701%
NORTHMONT CITY SCHOOLS	C170	MONTGOME	4,007,327.62	0.23717876%
NILES CITY SCHOOLS	C171	TRUMBULL	1,546,041.12	0.09150440%
NORTH CANTON CITY SCHOOLS	C172	STARK	3,083,606.44	0.18250715%
NORTH COLLEGE HILL CITY SCHOOLS	C173	HAMILTON	1,310,359.27	0.07755527%
NORDONIA HILLS CITY SCHOOLS	C174	SUMMIT	2,895,388.97	0.17136726%
NORTH OLMSTED CITY SCHOOLS	C175	CUYAHOGA	3,938,589.14	0.23311038%
NORTH ROYALTON CITY SCHOOLS	C176	CUYAHOGA	3,543,083.09	0.20970186%
NORWALK CITY SCHOOLS	C177	HURON	1,827,575.36	0.10816736%
NORTH RIDGEVILLE CITY SCHOOLS	C178	LORAIN	2,896,145.47	0.17141204%
NORWOOD CITY SCHOOLS	C179	HAMILTON	1,927,302.44	0.11406983%
NORTON CITY SCHOOLS	C180	SUMMIT	1,588,566.67	0.09402133%
OAKWOOD CITY SCHOOLS	C181	MONTGOME	2,003,673.16	0.11858993%
ORANGE CITY SCHOOLS	C182	CUYAHOGA	3,273,055.44	0.19371993%
OBERLIN CITY SCHOOLS	C183	LORAIN	927,335.01	0.05488550%
OREGON CITY SCHOOLS	C184	LUCAS	2,960,395.16	0.17521473%
ORRVILLE CITY SCHOOLS	C185	WAYNE	1,101,926.33	0.06521890%
OLMSTED FALLS CITY SCHOOLS	C186	CUYAHOGA	2,999,909.36	0.17755343%
PAINESVILLE CITY LOCAL SCHOOLS	C187	LAKE	2,485,215.88	0.14709065%
PARMA CITY SCHOOLS	C189	CUYAHOGA	9,106,425.09	0.53897529%
PIQUA CITY SCHOOLS	C191	MIAMI	2,293,699.36	0.13575550%
PORT CLINTON CITY SCHOOLS	C193	OTTAWA	1,364,853.81	0.08078060%
PORTSMOUTH CITY SCHOOLS	C195	SCIOTO	1,447,102.27	0.08564858%
PRINCETON CITY SCHOOLS	C196	HAMILTON	5,190,345.29	0.30719716%
RAVENNA CITY SCHOOLS	C197	PORTAGE	1,804,563.13	0.10680535%
READING COMMUNITY CITY SCHOOLS	C199	HAMILTON	1,233,148.98	0.07298548%
REYNOLDSBURG CITY SCHOOLS	C200	FRANKLIN	5,322,562.29	0.31502259%
ROCKY RIVER CITY SCHOOLS	C201	CUYAHOGA	2,775,032.16	0.16424379%
ST BERNARD-ELMWOOD PLACE CITY SCH	C203	HAMILTON	832,816.26	0.04929128%
ST CLAIRSVILLE-RICHLAND CITY SCH	C204	BELMONT	1,097,135.39	0.06493535%
ST MARYS CITY SCHOOLS	C205	AUGLAIZE	1,388,234.63	0.08216442%
SALEM CITY SCHOOLS	C207	COLUMBIANA	1,400,470.61	0.08288863%

STATE TEACHERS RETIREMENT SYSTEM OF OHIO
Schedule of Employer Allocations
As of and for the year ended June 30, 2020

Employer Name	Employer		2020 Fiscal Year	
	Code	County	Employer Contributions	Employer Allocations
SANDUSKY CITY SCHOOLS	C209	ERIE	3,093,804.55	0.18311074%
SPRINGBORO COMMUNITY CITY SCHOOLS	C210	WARREN	3,455,679.97	0.20452879%
SHAKER HEIGHTS CITY SCHOOLS	C211	CUYAHOGA	6,146,989.02	0.36381733%
SHEFFIELD-SHEFFIELD LAKE CITY SCH	C212	LORAIN	1,318,298.71	0.07802518%
SHELBY CITY SCHOOLS	C213	RICHLAND	1,294,785.77	0.07663353%
HILLIARD CITY SCHOOLS	C214	FRANKLIN	14,867,677.88	0.87996233%
SIDNEY CITY SCHOOLS	C215	SHELBY	2,276,672.85	0.13474776%
OLON CITY SCHOOLS	C216	CUYAHOGA	4,979,584.11	0.29472299%
SOUTH EUCLID-LYNDHURST CITY SCHOOLS	C217	CUYAHOGA	3,603,003.81	0.21324834%
SOUTHWESTERN CITY SCHOOLS	C218	FRANKLIN	18,451,474.88	1.09207389%
SPRINGFIELD CITY SCHOOLS	C219	CLARK	6,341,315.02	0.37531876%
STRONGSVILLE CITY SCHOOLS	C220	CUYAHOGA	4,520,702.33	0.26756349%
STEUBENVILLE CITY SCHOOLS	C221	JEFFERSON	1,613,648.13	0.09550581%
STOW-MUNROE FALLS CITY SCHOOLS	C222	SUMMIT	4,094,714.69	0.24235087%
STRUTHERS CITY SCHOOLS	C223	MAHONING	1,410,141.77	0.08346103%
SYLVANIA CITY SCHOOLS	C224	LUCAS	6,099,385.51	0.36099985%
TALLMADGE CITY SCHOOLS	C225	SUMMIT	1,775,142.22	0.10506404%
SYCAMORE CITY SCHOOLS	C226	HAMILTON	5,693,966.78	0.33700463%
TIFFIN CITY SCHOOLS	C227	SENECA	1,723,247.02	0.10199256%
TROTWOOD-MADISON CITY SCHOOLS	C228	MONTGOME	2,172,208.83	0.12856493%
TALAWANDA CITY SCHOOLS	C229	BUTLER	2,486,404.56	0.14716100%
TORONTO CITY SCHOOLS	C231	JEFFERSON	473,828.51	0.02804414%
STREETSBORO CITY SCHOOLS	C232	PORTAGE	1,608,562.50	0.09520481%
TROY CITY SCHOOLS	C233	MIAMI	3,247,241.73	0.19219211%
TWINSBURG CITY SCHOOLS	C234	SUMMIT	3,548,913.63	0.21004694%
CLAYMONT CITY SCHOOLS	C235	TUSCARAWA	1,454,911.40	0.08611077%
UPPER ARLINGTON CITY SCHOOLS	C237	FRANKLIN	7,059,374.37	0.41781801%
URBANA CITY SCHOOLS	C239	CHAMPAIGN	1,365,452.97	0.08081606%
VANDALIA-BUTLER CITY SCHOOLS	C240	MONTGOME	2,193,001.30	0.12979556%
VAN WERT CITY SCHOOLS	C241	VAN WERT	1,524,198.12	0.09021159%
WADSWORTH CITY SCHOOLS	C243	MEDINA	3,404,158.83	0.20147945%
WAVERLY CITY SCHOOLS	C244	PIKE	1,218,770.03	0.07213445%
WAPAKONETA CITY SCHOOLS	C245	AUGLAIZE	1,826,266.64	0.10808990%
WEST CARROLLTON CITY SCHOOLS	C246	MONTGOME	2,806,556.26	0.16610958%
WARREN CITY SCHOOLS	C247	TRUMBULL	4,145,461.62	0.24535439%
WARRENSVILLE HEIGHTS CITY SCHOOLS	C248	CUYAHOGA	1,686,913.39	0.09984210%
WASHINGTON COURT HOUSE CITY	C249	FAYETTE	1,366,790.75	0.08089524%
WESTERVILLE CITY SCHOOLS	C250	FRANKLIN	12,708,161.05	0.75214860%
WELLSTON CITY SCHOOLS	C251	JACKSON	1,069,746.02	0.06331427%
WESTLAKE CITY SCHOOLS	C252	CUYAHOGA	3,318,858.22	0.19643082%
WHITEHALL CITY SCHOOLS	C254	FRANKLIN	2,577,328.45	0.15254245%
WICKLIFFE CITY SCHOOLS	C255	LAKE	1,161,848.91	0.06876550%
WILLARD CITY SCHOOLS	C256	HURON	1,128,543.47	0.06679427%
WILLOUGHBY-EASTLAKE CITY SCHOOLS	C257	LAKE	6,940,746.97	0.41079689%
WILMINGTON CITY SCHOOLS	C259	CLINTON	1,859,748.15	0.11007155%
WOOSTER CITY SCHOOLS	C261	WAYNE	2,868,641.85	0.16978420%
WORTHINGTON CITY SCHOOLS	C262	FRANKLIN	9,851,044.95	0.58304656%

STATE TEACHERS RETIREMENT SYSTEM OF OHIO
Schedule of Employer Allocations
As of and for the year ended June 30, 2020

Employer Name	Employer Code	Employer County	2020 Fiscal Year	
			Employer Contributions	Employer Allocations
WYOMING CITY SCHOOLS	C263	HAMILTON	1,919,014.82	0.11357932%
XENIA CITY SCHOOLS	C265	GREENE	3,418,066.25	0.20230258%
ZANESVILLE CITY SCHOOLS	C269	MUSKINGUM	2,352,826.46	0.13925501%
MENLO PARK ACADEMY	D006	CUYAHOGA	210,902.47	0.01248253%
CONSTELLATION MADISON COMM ELEM	D007	CUYAHOGA	157,910.06	0.00934611%
LORAIN COMMUNITY MIDDLE SCHOOL	D008	LORAIN	48,313.82	0.00285951%
WINTERFIELD VENTURE ACADEMY	D012	LUCAS	186,504.32	0.01103849%
ORION ACADEMY	D013	HAMILTON	142,976.76	0.00846226%
PINNACLE ACADEMY	D014	CUYAHOGA	264,295.34	0.01564265%
APEX CHARTER ACADEMY	D015	CUYAHOGA	246,042.01	0.01456231%
NORTHLAND PREP AND FITNESS	D019	FRANKLIN	148,783.85	0.00880596%
SPRINGFIELD PREP AND FITNESS	D020	CLARK	81,236.71	0.00480810%
WHITEHALL PREP AND FITNESS	D021	FRANKLIN	192,280.58	0.01138037%
EMERSON ACADEMY OF DAYTON	D022	MONTGOME	195,031.03	0.01154316%
A PLUS ARTS ACADEMY	D023	FRANKLIN	380,394.49	0.02251413%
COLUMBUS ARTS AND TECH ACADEMY	D025	FRANKLIN	218,709.53	0.01294460%
COLS HUMANITIES ARTS AND TECH ACAD	D026	FRANKLIN	277,308.47	0.01641285%
COLUMBUS PREPARATORY ACADEMY	D027	FRANKLIN	374,861.81	0.02218667%
CANTON HARBOR HIGH SCHOOL	D029	STARK	80,275.40	0.00475120%
SUMMIT ACADEMY-CINCINNATI	D030	HAMILTON	108,166.47	0.00640197%
SUMMIT ACADEMY-COLUMBUS	D031	FRANKLIN	39,794.54	0.00235529%
SUMMIT ACADEMY-DAYTON	D032	MONTGOME	87,927.91	0.00520412%
SUMMIT ACADEMY-WARREN	D034	TRUMBULL	112,450.40	0.00665552%
BRIDGES COMMUNITY ACADEMY	D035	SENECA	162,107.55	0.00959454%
HOPE ACADEMY NORTHWEST CAMPUS	D036	CUYAHOGA	112,889.19	0.00668149%
SUMMIT ACADEMY SECONDARY-AKRON	D039	SUMMIT	89,739.31	0.00531133%
SUMMIT ACADEMY SECONDARY-CANTON	D040	STARK	83,382.19	0.00493508%
SUMMIT ACADEMY-TOLEDO	D041	LORAIN	120,367.72	0.00712412%
SUMMIT ACADEMY SECONDARY-PARMA	D042	CUYAHOGA	140,349.56	0.00830677%
SUMMIT ACADEMY SECONDARY-	D043	MAHONING	173,894.80	0.01029218%
HEIR FORCE COMMUNITY SCHOOL	D044	ALLEN	94,201.03	0.00557541%
WILDWOOD ENVIRONMENTAL ACADEMY	D046	LUCAS	211,305.25	0.01250637%
BUCKEYE ONLINE SCHOOL FOR SUCCESS	D051	COLUMBIANA	297,106.64	0.01758463%
KING ACADEMY COMMUNITY SCHOOL	D053	HAMILTON	37,096.65	0.00219561%
CASTLE ACADEMY	D058	CUYAHOGA	104,064.01	0.00615916%
CAPITAL CITY CAREER PREP HS	D060	FRANKLIN	43,635.77	0.00258264%
CONSTELLATION STOCKYARD COMM	D061	CUYAHOGA	127,921.56	0.00757120%
OAKSTONE COMMUNITY SCHOOL	D068	FRANKLIN	101,005.39	0.00597813%
GEM CITY CAREER PREP HS	D080	MONTGOME	40,754.03	0.00241208%
HORIZON SCIENCE ACADEMY CINCINNATI	D081	HAMILTON	124,476.42	0.00736729%
HORIZON SCIENCE ACADEMY DAYTON	D082	MONTGOME	78,656.80	0.00465540%
HORIZON SCIENCE SPRINGFIELD	D086	LUCAS	205,658.16	0.01217214%
ZENITH ACADEMY	D087	FRANKLIN	240,157.75	0.01421404%
SUMMIT ACADEMY-PAINESVILLE	D088	LAKE	74,903.42	0.00443325%
SUMMIT ACADEMY MIDDLE SCH-	D090	FRANKLIN	64,694.69	0.00382904%
SUMMIT ACADEMY SCH-LORAIN	D091	LORAIN	118,591.60	0.00701899%
SUMMIT ACADEMY MIDDLE SCH-WARREN	D092	TRUMBULL	111,054.24	0.00657289%

STATE TEACHERS RETIREMENT SYSTEM OF OHIO
Schedule of Employer Allocations
As of and for the year ended June 30, 2020

Employer Name	Employer Code	Employer County	2020 Fiscal Year	
			Employer Contributions	Employer Allocations
SUMMIT ACADEMY MIDDLE SCH-	D093	MAHONING	208,866.92	0.01236205%
SUMMIT ACADEMY SECONDARY-	D095	BUTLER	90,348.13	0.00534737%
HORIZON SCIENCE ACADEMY DENISON	D097	CUYAHOGA	192,796.07	0.01141088%
HORIZON SCIENCE ACADEMY CLEVELAND	D098	CUYAHOGA	194,509.23	0.01151227%
IMAC ACADEMY	D100	RICHLAND	20,804.18	0.00123132%
CLEVELAND ARTS AND SOC SCIENCES	D104	CUYAHOGA	123,316.39	0.00729864%
YOUNGSTOWN ACADEMY OF EXCELLENCE	D106	MAHONING	85,517.58	0.00506147%
MONROE PREPARATORY ACADEMY	D108	LORAIN	109,619.27	0.00648796%
TOLEDO PREP AND FITNESS	D110	LUCAS	143,580.65	0.00849800%
MT HEALTHY PREP AND FITNESS	D111	HAMILTON	137,349.90	0.00812923%
COLUMBUS PREP AND FITNESS	D112	FRANKLIN	207,562.22	0.01228483%
PAUL D WHITE SCHOOL OF EXCELLENCE	D114	CUYAHOGA	8,022.69	0.00047483%
CASCADE CAREER PREP HS	D119	SUMMIT	41,855.20	0.00247725%
BENNETT VENTURE ACADEMY	D121	LUCAS	170,894.00	0.01011458%
PAR EXCELLENCE ACADEMY	D128	LICKING	127,488.78	0.00754558%
WINGS ACADEMY 1	D131	CUYAHOGA	110,652.31	0.00654910%
WESTPARK COMMUNITY MIDDLE SCHOOL	D132	CUYAHOGA	110,995.31	0.00656940%
OLD BROOKLYN MONTESSORI MIDDLE	D135	CUYAHOGA	110,368.71	0.00653231%
RITTMAN ACADEMY	D136	WAYNE	12,983.51	0.00076845%
SOUTH SCIOTO ACADEMY	D140	FRANKLIN	116,872.17	0.00691723%
STAMBAUGH ACADEMY	D141	MAHONING	195,207.86	0.01155362%
DAYTON BUSINESS TECH HIGH SCHOOL	D145	MONTGOME	70,122.77	0.00415030%
EAST BRIDGE ACADEMY OF EXCELLENCE	D148	FRANKLIN	104,012.70	0.00615612%
EARLY COLLEGE ACADEMY	D149	FRANKLIN	104,178.61	0.00616594%
CLEVELAND ENTREPRENEURSHIP PREP	D150	CUYAHOGA	16,052.46	0.00095009%
WESTSIDE ACADEMY	D151	FRANKLIN	97,835.14	0.00579050%
GREATER OHIO VIRTUAL SCHOOL	D152	WARREN	250,464.00	0.01482403%
GROVEPORT COMMUNITY SCHOOL	D154	FRANKLIN	328,843.32	0.01946301%
HARVARD AVE PERFORMANCE ACADEMY	D156	CUYAHOGA	157,367.87	0.00931402%
EAGLE LEARNING CENTER	D158	LUCAS	28,269.28	0.00167315%
NORTH WOODS CAREER PREP HS	D163	FRANKLIN	47,227.51	0.00279522%
THE MARITIME ACADEMY OF TOLEDO	D164	LUCAS	156,414.58	0.00925759%
PURITAS COMMUNITY MIDDLE SCHOOL	D165	CUYAHOGA	78,587.84	0.00465132%
NOBLE ACADEMY - CLEVELAND	D167	CUYAHOGA	278,043.63	0.01645636%
LORAIN PREPARATORY ACADEMY	D168	LORAIN	283,398.27	0.01677329%
EDUCATIONAL ACAD FOR BOYS AND GIRLS	D170	FRANKLIN	82,142.39	0.00486170%
MIDNIMO CROSS CULTURAL SCHOOL	D171	FRANKLIN	86,219.12	0.00510299%
NOBLE ACADEMY - COLUMBUS	D172	FRANKLIN	237,611.20	0.01406332%
PROMISE ACADEMY	D173	CUYAHOGA	55,234.13	0.00326910%
DAYTON EARLY COLLEGE ACADEMY	D174	MONTGOME	237,310.26	0.01404551%
WESTSIDE COMM SCH OF THE ARTS	D178	CUYAHOGA	192,122.62	0.01137102%
HORIZON SCIENCE ACAD - COLS MIDDLE	D179	FRANKLIN	314,978.77	0.01864242%
STAR ACADEMY OF TOLEDO	D183	LUCAS	5,949.07	0.00035210%
CENTRAL ACADEMY OF OHIO	D185	LUCAS	63,485.86	0.00375749%
CLAY AVENUE COMMUNITY SCHOOL	D186	LUCAS	235,440.53	0.01393485%
FOUNDATION ACADEMY	D189	RICHLAND	211,841.21	0.01253809%
SUMMIT ACADEMY TRANS HS CINCINNATI	D192	HAMILTON	66,387.78	0.00392924%

STATE TEACHERS RETIREMENT SYSTEM OF OHIO
Schedule of Employer Allocations
As of and for the year ended June 30, 2020

Employer Name	Employer Code	Employer County	2020 Fiscal Year	
			Employer Contributions	Employer Allocations
SUMMIT ACADEMY TRANS HS COLUMBUS	D193	FRANKLIN	75,101.99	0.00444501%
SUMMIT ACADEMY TRANS HS DAYTON	D194	MONTGOME	138,170.62	0.00817780%
KIPP COLUMBUS	D195	FRANKLIN	1,166,565.70	0.06904467%
COLUMBUS COLLEGIATE ACADEMY	D196	FRANKLIN	198,000.54	0.01171891%
MADISON AVENUE SCHOOL OF ARTS	D200	LUCAS	208,550.98	0.01234335%
KLEPINGER COMMUNITY SCHOOL	D201	MONTGOME	204,543.48	0.01210616%
HARRISBURG PIKE COMMUNITY SCHOOL	D202	FRANKLIN	58,391.29	0.00345596%
SULLIVANT AVENUE COMMUNITY SCHOOL	D203	FRANKLIN	120,353.73	0.00712329%
HORIZON SCIENCE ACAD-ELEMENTARY	D206	FRANKLIN	341,125.55	0.02018995%
PERFORMANCE ACADEMY EASTLAND	D211	FRANKLIN	178,745.36	0.01057927%
CESAR CHAVEZ COLLEGE PREP SCHOOL	D213	FRANKLIN	176,386.62	0.01043967%
MAHONING COUNTY HIGH SCHOOL	D214	MAHONING	17,738.52	0.00104988%
ASHLAND COUNTY COMMUNITY	D215	ASHLAND	35,594.73	0.00210672%
HORIZON SCIENCE ACADEMY LORAIN	D216	LORAIN	443,415.81	0.02624413%
ACHIEVE CAREER PREP ACADEMY	D217	LUCAS	66,091.24	0.00391169%
VILLAGE PREPARATORY SCHOOL	D222	CUYAHOGA	599,186.63	0.03546362%
HORIZON SCIENCE ACADEMY DAYTON HS	D223	MONTGOME	168,350.58	0.00996404%
L HOLLINGWORTH SCH FOR TAL GIFT	D224	LUCAS	169,168.60	0.01001246%
BELLA ACADEMY OF EXCELLENCE	D227	CUYAHOGA	119,482.22	0.00707171%
RENAISSANCE ACADEMY	D229	FRANKLIN	72,650.56	0.00429992%
HORIZON SCIENCE ACADEMY	D233	MAHONING	248,232.95	0.01469198%
IMAGINE AKRON ACADEMY	D238	SUMMIT	9,336.26	0.00055258%
THE RICHLAND SCHOOL OF ACADEMIC	D239	RICHLAND	162,246.05	0.00960274%
CLEVELAND COLLEGE PREPARATORY	D242	CUYAHOGA	187,711.98	0.01110997%
NORTHEAST OHIO COLLEGE PREPARATORY	D243	CUYAHOGA	248,408.30	0.01470236%
EVEREST HIGH SCHOOL	D247	FRANKLIN	23,112.33	0.00136793%
HORIZON SCI ACAD DOWNTOWN	D248	MONTGOME	154,080.79	0.00911947%
SOUTHSIDE ACADEMY	D251	MAHONING	109,829.34	0.00650039%
ZENITH ACADEMY EAST COMM SCH	D252	FRANKLIN	124,136.86	0.00734720%
COLUMBUS PERFORMANCE ACADEMY	D253	FRANKLIN	80,760.90	0.00477994%
FREDERICK DOUGLASS RECLAMATION	D255	CUYAHOGA	32,609.37	0.00193003%
CENTRAL HIGH SCHOOL	D256	FRANKLIN	49,454.35	0.00292702%
ROAD TO SUCCESS ACADEMY	D258	FRANKLIN	29,386.88	0.00173930%
MASON RUN HIGH SCHOOL	D259	FRANKLIN	62,194.18	0.00368104%
CAPITAL HIGH SCHOOL	D260	FRANKLIN	47,436.91	0.00280761%
OLD BROOK HIGH SCHOOL	D261	CUYAHOGA	57,951.26	0.00342992%
REGENT HIGH SCHOOL	D262	CUYAHOGA	79,297.68	0.00469333%
COLUMBUS BILINGUAL ACADEMY NORTH	D263	FRANKLIN	143,455.68	0.00849061%
AKROS MIDDLE SCHOOL	D264	SUMMIT	85,533.22	0.00506239%
PATRIOT PREPARATORY ACADEMY	D265	FRANKLIN	283,346.64	0.01677023%
CONSTELLATION - STOCKYARD COMM	D267	CUYAHOGA	41,154.74	0.00243580%
FOX FIRE INTERMEDIATE SCHOOL	D269	MUSKINGUM	90,200.28	0.00533862%
UNIV OF CLEVELAND PREP SCHOOL	D274	CUYAHOGA	88,747.13	0.00525261%
EAGLE ELEMENTARY OF AKRON	D275	SUMMIT	74,736.21	0.00442336%
CONSTELLATION - EASTSIDE ARTS ACAD	D276	CUYAHOGA	83,616.22	0.00494893%
MADISONVILLE SMART ELEM	D278	HAMILTON	5,288.21	0.00031299%
GLOBAL VILLAGE ACADEMY	D282	CUYAHOGA	103,451.23	0.00612289%

STATE TEACHERS RETIREMENT SYSTEM OF OHIO
Schedule of Employer Allocations
As of and for the year ended June 30, 2020

Employer Name	Employer Code	Employer County	2020 Fiscal Year	
			Employer Contributions	Employer Allocations
ACADEMY FOR URBAN SCHOLARS	D287	FRANKLIN	74,814.23	0.00442797%
FOCUS NORTH HIGH SCHOOL	D288	FRANKLIN	75,244.26	0.00445343%
CITIZENS LEADERSHIP ACADEMY	D289	CUYAHOGA	193,456.63	0.01144998%
STEAM ACADEMY OF WARREN	D297	TRUMBULL	129,023.52	0.00763642%
NEAR WEST INTERGENERATIONAL SCHOOL	D300	CUYAHOGA	183,227.83	0.01084457%
BROADWAY ACADEMY	D301	CUYAHOGA	80,267.00	0.00475070%
TOWNSEND NORTH COMMUNITY SCHOOL	D304	ERIE	443,319.31	0.02623841%
DECA PREP	D306	MONTGOME	625,561.80	0.03702467%
LAKE ERIE COLLEGE PREP	D307	CUYAHOGA	110,857.82	0.00656126%
CLEVELAND PREPARATORY ACADEMY	D308	CUYAHOGA	62,502.23	0.00369927%
COLUMBUS COLLEGIATE ACAD WEST	D313	FRANKLIN	114,087.66	0.00675242%
STEPSTONE ACADEMY	D315	CUYAHOGA	90,078.45	0.00533141%
ACADEMY OF EDUCATIONAL EXCELLENCE	D318	LUCAS	51,743.72	0.00306252%
BROOKWOOD ACADEMY	D319	FRANKLIN	14,773.93	0.00087441%
CITIZENS ACADEMY EAST	D320	CUYAHOGA	197,536.88	0.01169147%
HOPE ACADEMY FOR AUTISM	D323	TRUMBULL	22,345.81	0.00132257%
IMAGINE ENVIRONMENTAL SCIENCE	D324	LUCAS	54,118.51	0.00320307%
VILLAGE PREP WOODLAND HILLS	D330	CUYAHOGA	485,531.13	0.02873677%
SUNBRIDGE SCHOOLS	D333	LUCAS	148,033.53	0.00876155%
BIO-MED SCIENCE ACADEMY STEM	D335	PORTAGE	1,722.00	0.00010192%
A-PLUS CHILDRENS ACADEMY	D336	FRANKLIN	64,644.39	0.00382606%
EAST ACADEMY	D340	CUYAHOGA	100,169.19	0.00592864%
FRANKLINTON PREPARATORY ACADEMY	D343	FRANKLIN	83,649.55	0.00495090%
AKRON PREPARATORY SCHOOL	D344	SUMMIT	108,746.07	0.00643627%
CANTON COLLEGE PREPARATORY SCHOOL	D345	STARK	128,660.91	0.00761496%
OHIO COLLEGE PREPARATORY SCHOOL	D346	CUYAHOGA	110,849.99	0.00656080%
LINCOLN PARK ACADEMY	D348	CUYAHOGA	183,872.36	0.01088272%
WEST PARK ACADEMY	D349	CUYAHOGA	98,564.36	0.00583366%
MAIN STREET PREPARATORY ACADEMY	D350	SUMMIT	75,427.21	0.00446425%
WINTON PREPARATORY ACADEMY	D351	HAMILTON	130,594.15	0.00772938%
CHAPELSIDE CLEVELAND ACADEMY	D352	CUYAHOGA	134,418.14	0.00795571%
UNIVERSITY ACADEMY	D353	SUMMIT	116,680.41	0.00690588%
ACADEMY FOR URBAN SCHOLARS	D354	MAHONING	69,531.02	0.00411528%
CINCINNATI TECHNOLOGY ACADEMY	D358	HAMILTON	52,092.47	0.00308316%
DISCOVERY ACADEMY	D359	LUCAS	200,128.38	0.01184485%
EAST PREP ACADEMY	D360	CUYAHOGA	71,916.10	0.00425645%
OHIO CONSTRUCTION ACADEMY	D363	FRANKLIN	43,115.61	0.00255185%
DAYTON SMART ELEMENTARY SCHOOL	D373	MONTGOME	62,788.74	0.00371623%
EASTLAND PREPARATORY ACADEMY	D374	FRANKLIN	113,837.68	0.00673763%
IMAGINE COLUMBUS PRIMARY ACAD	D376	FRANKLIN	70,608.35	0.00417904%
IMAGINE LEADERSHIP ACADEMY	D377	SUMMIT	61,349.05	0.00363102%
ALBERT EINSTEIN ACADEMY	D380	CUYAHOGA	280,214.73	0.01658486%
HOPE LEARNING ACADEMY OF TOLEDO	D381	LUCAS	111,933.53	0.00662493%
RISE & SHINE ACADEMY	D389	LUCAS	51,640.15	0.00305639%
STEAM ACADEMY OF WARRENSVILLE	D392	CUYAHOGA	76,839.83	0.00454786%
LAKESHORE INTERGENERATIONAL SCHOOL	D400	CUYAHOGA	157,224.02	0.00930550%
REACH ACADEMY	D401	LUCAS	1,076.34	0.00006370%

STATE TEACHERS RETIREMENT SYSTEM OF OHIO
Schedule of Employer Allocations
As of and for the year ended June 30, 2020

Employer Name	Employer Code	County	2020 Fiscal Year	
			Employer Contributions	Employer Allocations
STEEL ACADEMY INC	D402	SUMMIT	75,462.26	0.00446633%
TOLEDO SMART ELEMENTARY	D403	LUCAS	11,520.36	0.00068185%
UNITED PREPARATORY ACADEMY	D404	FRANKLIN	144,299.09	0.00854052%
UTICA SHALE ACADEMY OF OHIO	D405	COLUMBIANA	1,915.20	0.00011335%
T2 HONORS ACADEMY	D407	CUYAHOGA	52,541.93	0.00310976%
CLARK PREPARATORY ACADEMY	D409	CLARK	4,423.04	0.00026178%
FLEX HIGH SCHOOL	D410	FRANKLIN	91,939.38	0.00544155%
CITIZENS ACADEMY SOUTHEAST	D411	CUYAHOGA	251,714.94	0.01489807%
ZENITH ACADEMY WEST	D412	FRANKLIN	87,381.84	0.00517180%
STONEBROOK MONTESSORI	D413	CUYAHOGA	94,999.76	0.00562268%
GLOBAL AMBASSADORS LANGUAGE ACAD	D419	CUYAHOGA	146,955.07	0.00869772%
VILLAGE PREPARATORY SCHOOL WILLARD	D420	CUYAHOGA	303,689.70	0.01797426%
WESTWOOD PREPARATORY ACADEMY	D421	FRANKLIN	205,943.26	0.01218901%
BRIDGE GATE COMMUNITY SCHOOL	D422	FRANKLIN	109,680.57	0.00649158%
BEACON ACADEMY	D423	STARK	104,445.19	0.00618172%
I-LEAD SPRING MEADOWS	D424	LUCAS	105,367.41	0.00623630%
URBAN EARLY COLLEGE NETWORK	D425	MONTGOME	45,662.58	0.00270260%
EAST BRANCH PREP DBA WRIGHT PREP	D426	STARK	79,616.41	0.00471220%
CITIZENS LEADERSHIP ACADEMY EAST	D428	CUYAHOGA	152,778.80	0.00904241%
EUCLID PREPARATORY ACADEMY	D429	CUYAHOGA	123,541.48	0.00731196%
LIBERTY HIGH SCHOOL	D430	MONTGOME	69,850.54	0.00413419%
ORCHARD PARK ACADEMY	D431	CUYAHOGA	78,279.85	0.00463309%
SOUTH COLUMBUS PREP ACADEMY	D432	FRANKLIN	86,881.80	0.00514221%
KIDS CARE ELEMENTARY	D433	FRANKLIN	71,994.17	0.00426107%
UNITED PREP ACADEMY EAST	D434	FRANKLIN	70,736.36	0.00418662%
SOUTHWEST OHIO PREP SCHOOL	D435	HAMILTON	38,238.72	0.00226321%
HORIZON SCIENCE ACADEMY PRIMARY	D437	FRANKLIN	147,830.14	0.00874951%
INSPIRE CHARTER SCHOOL	D438	FRANKLIN	67,820.09	0.00401402%
SMART ACADEMY	D439	CUYAHOGA	41,340.50	0.00244679%
MONTGOMERY PREPARATORY ACADEMY	D440	MONTGOME	101,911.14	0.00603174%
MT AUBURN PREPARATORY ACADEMY	D441	HAMILTON	122,905.97	0.00727435%
LORAIN BILINGUAL PREPARATORY	D442	LORAIN	78,707.03	0.00465838%
ACHIEVEPOINT CAREER ACADEMY	D443	FRANKLIN	713.64	0.00004224%
ACHIEVEPOINT CAREER ACADEMY	D444	HAMILTON	18,859.20	0.00111621%
GREAT RIVER CONNECTIONS ACADEMY	D445	FRANKLIN	269,297.38	0.01593871%
ACADEMY OF JUNIOR SCHOLARS	D446	HAMILTON	36,662.63	0.00216992%
REGENERATION BOND HILL	D447	HAMILTON	94,675.63	0.00560350%
OHIO DIGITAL LEARNING SCHOOL	D448	LUCAS	80,977.88	0.00479278%
NORTHWEST OHIO CLASSICAL ACADEMY	D449	LUCAS	85,841.50	0.00508064%
MARION PREPARATORY ACADEMY	D450	MARION	55,366.82	0.00327696%
KENMORE PREPARATORY ACADEMY	D451	FRANKLIN	75,084.09	0.00444395%
HUBER HEIGHTS PREPARATORY ACADEMY	D452	CUYAHOGA	24,079.78	0.00142519%
CYPRESS HIGH SCHOOL	D453	HAMILTON	22,654.11	0.00134081%
CAPITAL COLLEGIATE PREPARATORY	D454	FRANKLIN	50,094.64	0.00296491%
URBAN MALE TECH ACADEMY	D456	MONTGOME	7,801.97	0.00046177%
NORTH COLUMBUS PREPARATORY	D457	FRANKLIN	40,663.61	0.00240673%
			1,689,581,170.87	100.00000000%

STATE TEACHERS RETIREMENT SYSTEM OF OHIO
Schedule of Collective Other Post Employment Benefit Amounts by Employer
As of and for the year ended June 30, 2020
(Amounts in thousands)

Employer Name	Employer Code	County	Net OPEB Asset	Deferred Outflows of Resources			Deferred Inflows of Resources			OPEB Expense (Income)		
				Differences Between Expected and Actual Experience	Net Difference Between Projected and Actual Earnings on OPEB Plan		Differences Between Expected and Actual Experience	Net Difference Between Projected and Actual Earnings on OPEB Plan			Total Deferred Inflows of Resources	Proportionate Share of Plan OPEB Expense(Income)
					Changes of Assumptions	Total Deferred Outflows of Resources		Changes of Assumptions	Total Deferred Inflows of Resources			
ADAMS COUNTY-OHIO VALLEY LOCAL SCH	0106	ADAMS	\$2,868	\$184	\$101	\$47	\$332	\$571	\$0	\$2,725	\$3,296	(\$170)
MANCHESTER LOCAL SCHOOL	0107	ADAMS	638	41	22	11	74	127	0	606	733	(38)
ALLEN COUNTY ESC	0200	ALLEN	802	51	28	13	92	160	0	761	921	(48)
BATH LOCAL SCHOOLS	0202	ALLEN	1,079	69	38	18	125	215	0	1,025	1,240	(64)
ELIDA LOCAL SCHOOLS	0205	ALLEN	1,534	98	54	25	177	305	0	1,457	1,762	(91)
ALLEN EAST LOCAL SCHOOLS	0207	ALLEN	686	44	24	11	79	137	0	652	789	(41)
PERRY LOCAL SCHOOLS	0208	ALLEN	535	34	19	9	62	107	0	508	615	(32)
SHAWNEE LOCAL SCHOOLS	0209	ALLEN	1,690	108	59	28	195	337	0	1,605	1,942	(100)
SPENCERVILLE LOCAL SCHOOLS	0210	ALLEN	683	44	24	11	79	136	0	649	785	(41)
HILLSDALE LOCAL SCHOOLS	0301	ASHLAND	635	41	22	10	73	127	0	604	731	(38)
MAPLETON LOCAL SCHOOLS	0304	ASHLAND	625	40	22	10	72	125	0	594	719	(37)
ASHTABULA COUNTY SCHOOLS	0400	ASHTABULA	663	42	23	11	76	132	0	630	762	(39)
PYMATUNING VALLEY LOCAL SCHOOLS	0401	ASHTABULA	770	49	27	13	89	153	0	732	885	(46)
BUCKEYE LOCAL SCHOOLS	0402	ASHTABULA	1,140	73	40	19	132	227	0	1,083	1,310	(68)
JEFFERSON AREA LOCAL SCHOOLS	0411	ASHTABULA	990	63	35	16	114	197	0	941	1,138	(59)
GRAND VALLEY LOCAL SCHOOLS	0422	ASHTABULA	742	48	26	12	86	148	0	705	853	(44)
ATHENS-MEIGS ESC	0500	ATHENS	325	21	11	5	37	65	0	308	373	(19)
FEDERAL HOCKING LOCAL SCHOOLS	0504	ATHENS	854	55	30	14	99	170	0	811	981	(51)
TRIMBLE LOCAL SCHOOLS	0505	ATHENS	704	45	25	12	82	140	0	669	809	(42)
ALEXANDER LOCAL SCHOOLS	0510	ATHENS	1,135	73	40	19	132	226	0	1,078	1,304	(67)
AUGLAIZE COUNTY ESC	0600	AUGLAIZE	412	26	14	7	47	82	0	392	474	(24)
MINSTER LOCAL SCHOOLS	0607	AUGLAIZE	673	43	24	11	78	134	0	639	773	(40)
NEW BREMEN LOCAL SCHOOLS	0609	AUGLAIZE	611	39	21	10	70	122	0	580	702	(36)
NEW KNOXVILLE LOCAL SCHOOLS	0610	AUGLAIZE	331	21	12	5	38	66	0	314	380	(20)
WAYNESFIELD-GOSHEN LOCAL SCHOOLS	0614	AUGLAIZE	385	25	13	6	44	77	0	365	442	(23)
UNION LOCAL SCHOOLS	0718	BELMONT	1,131	72	40	19	131	225	0	1,075	1,300	(67)
SHADYSIDE LOCAL SCHOOLS	0723	BELMONT	455	29	16	8	53	91	0	432	523	(27)
BROWN COUNTY ESC	0800	BROWN	397	25	14	7	46	79	0	377	456	(24)
EASTERN LOCAL SCHOOLS	0803	BROWN	696	45	24	11	80	139	0	661	800	(41)
FAYETTEVILLE-PERRY LOCAL SCHOOLS	0804	BROWN	494	32	17	8	57	98	0	469	567	(29)
WESTERN BROWN LOCAL SCHOOLS	0806	BROWN	1,915	123	67	32	222	381	0	1,819	2,200	(114)
RIPLEY-UNION-LEWIS-HUNTINGTON LOCAL	0811	BROWN	687	44	24	11	79	137	0	652	789	(41)
BUTLER COUNTY ESC	0900	BUTLER	1,197	77	42	20	139	238	0	1,136	1,374	(71)
LAKOTA LOCAL SCHOOLS	0904	BUTLER	12,456	798	437	206	1,441	2,481	0	11,831	14,312	(739)
MADISON LOCAL SCHOOLS	0905	BUTLER	1,004	64	35	17	116	200	0	953	1,153	(60)
NEW MIAMI LOCAL SCHOOLS	0908	BUTLER	609	39	21	10	70	121	0	578	699	(36)
ROSS LOCAL SCHOOLS	0911	BUTLER	1,913	123	67	32	222	381	0	1,817	2,198	(114)
MONROE LOCAL SCHOOLS	0916	BUTLER	1,622	104	57	27	188	323	0	1,540	1,863	(96)
BROWN LOCAL SCHOOLS	1002	CARROLL	432	28	15	7	50	86	0	410	496	(26)
MADISON-CHAMPAIGN ESC	1100	CHAMPAIGN	1,064	68	37	18	123	212	0	1,011	1,223	(63)
GRAHAM LOCAL SCHOOLS	1102	CHAMPAIGN	1,107	71	39	18	128	221	0	1,052	1,273	(66)
TRIAD LOCAL SCHOOLS	1106	CHAMPAIGN	576	37	20	10	67	115	0	547	662	(34)
WEST LIBERTY-SALEM LOCAL SCHOOLS	1107	LOGAN	794	51	28	13	92	158	0	754	912	(47)
CLARK COUNTY ESC	1200	CLARK	804	52	28	13	93	160	0	764	924	(48)
GREENON LOCAL SCHOOLS	1206	CLARK	1,085	70	38	18	126	216	0	1,031	1,247	(64)
NORTHEASTERN LOCAL SCHOOLS	1207	CLARK	2,172	139	76	36	251	433	0	2,063	2,496	(129)
TECUMSEH LOCAL SCHOOLS	1208	CLARK	2,153	138	75	36	249	429	0	2,045	2,474	(128)
NORTHWESTERN LOCAL SCHOOLS	1209	CLARK	1,084	69	38	18	125	216	0	1,030	1,246	(64)
SOUTHEASTERN LOCAL SCHOOLS	1212	CLARK	668	43	23	11	77	133	0	634	767	(40)
CLARK-SHAWNEE LOCAL SCHOOLS	1213	CLARK	1,390	89	49	23	161	277	0	1,320	1,597	(82)
CLERMONT COUNTY ESC	1300	CLERMONT	1,184	76	41	20	137	236	0	1,125	1,361	(70)
BATAVIA LOCAL SCHOOLS	1302	CLERMONT	1,375	88	48	23	159	274	0	1,306	1,580	(82)

STATE TEACHERS RETIREMENT SYSTEM OF OHIO
Schedule of Collective Other Post Employment Benefit Amounts by Employer
As of and for the year ended June 30, 2020
(Amounts in thousands)

Employer Name	Employer Code County		Net OPEB Asset	Deferred Outflows of Resources			Deferred Inflows of Resources			OPEB Expense (Income)			
				Differences Between Expected and Actual Experience	Net Difference Between Projected and Actual Earnings on OPEB Plan		Total Deferred Outflows of Resources	Differences Between Expected and Actual Experience	Net Difference Between Projected and Actual Earnings on OPEB Plan		Total Deferred Inflows of Resources	Proportionate Share of Plan OPEB Expense(Income)	
					Investments	Changes of Assumptions			Investments				Changes of Assumptions
BETHEL-TATE LOCAL SCHOOLS	1303	CLERMONT	1,001	64	35	17	116	199	0	951	1,150	(59)	
FELICITY-FRANKLIN LOCAL SCHOOLS	1306	CLERMONT	655	42	23	11	76	130	0	622	752	(39)	
GOSHEN LOCAL SCHOOLS	1308	CLERMONT	2,029	130	71	33	234	404	0	1,927	2,331	(120)	
CLERMONT-NORTHEASTERN LOCAL SCHOOLS	1316	CLERMONT	1,090	70	38	18	126	217	0	1,035	1,252	(65)	
WILLIAMSBURG LOCAL SCHOOLS	1323	CLERMONT	666	43	23	11	77	133	0	632	765	(40)	
WEST CLERMONT LOCAL SCHOOLS	1324	CLERMONT	5,326	341	187	88	616	1,061	0	5,059	6,120	(316)	
SOUTHERN OHIO ESC	1400	CLINTON	699	45	24	12	81	139	0	664	803	(41)	
BLANCHESTER LOCAL SCHOOLS	1402	CLINTON	938	60	33	15	108	187	0	891	1,078	(56)	
CLINTON-MASSIE LOCAL SCHOOLS	1403	CLINTON	1,075	69	38	18	125	214	0	1,021	1,235	(64)	
EAST CLINTON LOCAL SCHOOLS	1413	CLINTON	918	59	32	15	106	183	0	872	1,055	(54)	
COLUMBIANA COUNTY ESC	1500	COLUMBIANA	594	38	21	10	69	118	0	564	682	(35)	
BEAVER LOCAL SCHOOLS	1501	COLUMBIANA	1,161	74	41	19	134	231	0	1,103	1,334	(69)	
CRESTVIEW LOCAL SCHOOLS	1504	COLUMBIANA	825	53	29	14	96	164	0	784	948	(49)	
SOUTHERN LOCAL SCHOOLS	1509	COLUMBIANA	655	42	23	11	76	130	0	622	752	(39)	
UNITED LOCAL SCHOOLS	1510	COLUMBIANA	963	62	34	16	112	192	0	915	1,107	(57)	
WELLSVILLE LOCAL SCHOOLS	1511	COLUMBIANA	687	44	24	11	79	137	0	652	789	(41)	
RIDGEWOOD LOCAL SCHOOLS	1604	COSHOCTON	900	58	32	15	105	179	0	855	1,034	(53)	
RIVER VIEW LOCAL SCHOOLS	1605	COSHOCTON	1,295	83	45	21	149	258	0	1,230	1,488	(77)	
WYNFORD LOCAL SCHOOLS	1701	CRAWFORD	780	50	27	13	90	155	0	741	896	(46)	
BUCKEYE CENTRAL LOCAL SCHOOLS	1702	CRAWFORD	619	40	22	10	72	123	0	588	711	(37)	
COLONEL CRAWFORD LOCAL SCHOOLS	1707	CRAWFORD	659	42	23	11	76	131	0	626	757	(39)	
ESC OF NORTHEAST OHIO	1800	CUYAHOGA	5,040	323	177	83	583	1,004	0	4,787	5,791	(299)	
CUYAHOGA HEIGHTS LOCAL SCHOOLS	1805	CUYAHOGA	883	57	31	15	103	176	0	839	1,015	(52)	
INDEPENDENCE LOCAL SCHOOLS	1806	CUYAHOGA	1,201	77	42	20	139	239	0	1,141	1,380	(71)	
RICHMOND HEIGHTS LOCAL SCHOOLS	1811	CUYAHOGA	643	41	23	11	75	128	0	611	739	(38)	
DARKE COUNTY SCHOOLS	1900	DARKE	315	20	11	5	36	63	0	299	362	(19)	
ANSONIA LOCAL SCHOOLS	1902	DARKE	609	39	21	10	70	121	0	579	700	(36)	
FRANKLIN-MONROE LOCAL SCHOOLS	1906	DARKE	457	29	16	8	53	91	0	434	525	(27)	
TRI-VILLAGE LOCAL SCHOOLS	1914	DARKE	552	35	19	9	63	110	0	525	635	(33)	
MISSISSINAWA VALLEY LOCAL SCHOOLS	1927	DARKE	499	32	18	8	58	99	0	474	573	(30)	
ARCANUM BUTLER LOCAL SCHOOLS	1928	DARKE	742	48	26	12	86	148	0	705	853	(44)	
CENTRAL LOCAL SCHOOLS	2002	DEFIANCE	840	54	29	14	97	167	0	798	965	(50)	
AYERSVILLE LOCAL SCHOOLS	2003	DEFIANCE	592	38	21	10	69	118	0	562	680	(35)	
NORTHEASTERN LOCAL SCHOOLS	2006	DEFIANCE	768	49	27	13	89	153	0	730	883	(46)	
BUCKEYE VALLEY LOCAL SCHOOLS	2101	DELAWARE	1,623	104	57	27	188	323	0	1,542	1,865	(96)	
BIG WALNUT LOCAL SCHOOLS	2105	DELAWARE	2,718	174	95	45	314	541	0	2,582	3,123	(161)	
OLENTANGY LOCAL SCHOOLS	2110	DELAWARE	17,724	1,136	621	293	2,050	3,530	0	16,835	20,365	(1,052)	
NORTH POINT ESC	2200	ERIE	1,310	84	46	22	152	261	0	1,244	1,505	(78)	
EDISON LOCAL SCHOOL DISTRICT	2201	ERIE	1,109	71	39	18	128	221	0	1,053	1,274	(66)	
KELLEYS ISLAND LOCAL SCHOOLS	2204	ERIE	36	2	1	1	4	7	0	34	41	(2)	
MARGARETTA LOCAL SCHOOLS	2205	ERIE	895	57	31	15	103	178	0	850	1,028	(53)	
PERKINS LOCAL SCHOOLS	2207	ERIE	1,631	104	57	27	188	325	0	1,549	1,874	(97)	
VERMILION LOCAL SCHOOLS	2208	ERIE	1,458	93	51	24	168	290	0	1,385	1,675	(86)	
FAIRFIELD COUNTY SCHOOLS	2300	FAIRFIELD	827	53	29	14	96	165	0	786	951	(49)	
AMANDA-CLEARCREEK LOCAL SCHOOLS	2301	FAIRFIELD	895	57	31	15	103	178	0	850	1,028	(53)	
BERNE UNION LOCAL SCHOOLS	2302	FAIRFIELD	654	42	23	11	76	130	0	621	751	(39)	
BLOOM CARROLL LOCAL SCHOOLS	2303	FAIRFIELD	1,231	79	43	20	142	245	0	1,169	1,414	(73)	
LIBERTY UNION-THURSTON LOCAL SCH	2307	FAIRFIELD	938	60	33	15	108	187	0	891	1,078	(56)	
PICKERINGTON LOCAL SCHOOLS	2308	FAIRFIELD	9,206	590	323	152	1,065	1,834	0	8,744	10,578	(546)	
FAIRFIELD UNION LOCAL SCHOOLS	2309	FAIRFIELD	1,318	84	46	22	152	263	0	1,252	1,515	(78)	
WALNUT TOWNSHIP LOCAL SCHOOLS	2312	FAIRFIELD	421	27	15	7	49	84	0	400	484	(25)	
MIAMI TRACE LOCAL SCHOOLS	2406	FAYETTE	1,775	114	62	29	205	353	0	1,686	2,039	(105)	

STATE TEACHERS RETIREMENT SYSTEM OF OHIO
Schedule of Collective Other Post Employment Benefit Amounts by Employer
As of and for the year ended June 30, 2020
(Amounts in thousands)

Employer Name	Employer Code	County	Deferred Outflows of Resources					Deferred Inflows of Resources				OPEB Expense (Income)
			Net OPEB Asset	Differences Between Expected and Actual Experience	Net Difference Between Projected and Actual Earnings on OPEB Plan		Total Deferred Outflows of Resources	Differences Between Expected and Actual Experience	Net Difference Between Projected and Actual Earnings on OPEB Plan		Total Deferred Inflows of Resources	Proportionate Share of Plan OPEB Expense(Income)
					Investments	Changes of Assumptions			Investments	Changes of Assumptions		
ESC OF CENTRAL OHIO	2500	FRANKLIN	3,178	204	111	52	367	633	0	3,018	3,651	(189)
CANAL WINCHESTER LOCAL SCHOOLS	2503	FRANKLIN	2,880	185	101	48	334	574	0	2,736	3,310	(171)
HAMILTON LOCAL SCHOOLS	2506	FRANKLIN	2,160	138	76	36	250	430	0	2,051	2,481	(128)
GROVEPORT-MADISON LOCAL SCHOOLS	2509	FRANKLIN	4,768	306	167	79	552	950	0	4,529	5,479	(283)
NEW ALBANY-PLAIN LOCAL SCHOOLS	2515	FRANKLIN	4,686	300	164	77	541	933	0	4,451	5,384	(278)
NORTHWEST OHIO ESC	2600	FULTON	1,282	82	45	21	148	255	0	1,218	1,473	(76)
ARCHBOLD AREA LOCAL SCHOOLS	2601	FULTON	932	60	33	15	108	186	0	885	1,071	(55)
PIKE-DELTA-YORK LOCAL SCHOOLS	2603	FULTON	904	58	32	15	105	180	0	859	1,039	(54)
EVERGREEN LOCAL SCHOOLS	2606	FULTON	1,001	64	35	17	116	199	0	951	1,150	(59)
FAYETTE LOCAL SCHOOLS	2607	FULTON	374	24	13	6	43	75	0	356	431	(22)
PETTISVILLE LOCAL SCHOOLS	2610	FULTON	413	26	14	7	47	82	0	392	474	(24)
SWANTON LOCAL SCHOOLS	2614	FULTON	853	55	30	14	99	170	0	810	980	(51)
GALLIA COUNTY LOCAL SCHOOLS	2701	GALLIA	1,702	109	60	28	197	339	0	1,616	1,955	(101)
GALLIA-VINTON ESC	2702	GALLIA	317	20	11	5	36	63	0	301	364	(19)
GEAUGA COUNTY SCHOOLS	2800	GEAUGA	328	21	11	5	37	65	0	312	377	(19)
KENSTON LOCAL SCHOOLS	2802	GEAUGA	2,525	162	89	42	293	503	0	2,399	2,902	(150)
BERKSHIRE LOCAL SCHOOLS	2803	GEAUGA	1,031	66	36	17	119	205	0	980	1,185	(61)
CHARDON LOCAL SCHOOLS	2804	GEAUGA	2,217	142	78	37	257	442	0	2,106	2,548	(132)
CARDINAL LOCAL SCHOOLS	2808	GEAUGA	741	47	26	12	85	147	0	703	850	(44)
NEWBURY LOCAL SCHOOLS	2812	GEAUGA	411	26	14	7	47	82	0	391	473	(24)
WEST GEAUGA LOCAL SCHOOLS	2814	GEAUGA	1,667	107	58	28	193	332	0	1,583	1,915	(99)
GREENE COUNTY SCHOOLS	2900	GREENE	1,321	85	46	22	153	263	0	1,255	1,518	(78)
BEAVERCREEK CITY SCHOOLS	2901	GREENE	6,170	395	216	102	713	1,229	0	5,861	7,090	(366)
CEDAR CLIFF LOCAL SCHOOLS	2903	GREENE	450	29	16	7	52	90	0	428	518	(27)
GREENEVUE LOCAL SCHOOLS	2907	GREENE	861	55	30	14	99	172	0	818	990	(51)
BELLBROOK-SUGARCREEK SCHOOLS	2910	GREENE	2,028	130	71	33	234	404	0	1,926	2,330	(120)
OHIO VALLEY ESC	3000	GUERNSEY	601	39	21	10	70	120	0	571	691	(36)
ROLLING HILLS LOCAL SCHOOLS	3003	GUERNSEY	1,121	72	39	18	129	223	0	1,064	1,287	(66)
EAST GUERNSEY LOCAL SCHOOLS	3012	GUERNSEY	727	47	25	12	84	145	0	691	836	(43)
HAMILTON COUNTY ESC	3100	HAMILTON	4,874	312	171	80	563	971	0	4,629	5,600	(289)
FOREST HILLS LOCAL SCHOOLS	3102	HAMILTON	6,423	412	225	106	743	1,279	0	6,101	7,380	(381)
FINNEYTOWN LOCAL SCHOOLS	3111	HAMILTON	1,243	80	44	21	145	247	0	1,180	1,427	(74)
OAK HILLS LOCAL SCHOOLS	3113	HAMILTON	6,111	392	214	101	707	1,217	0	5,804	7,021	(363)
THREE RIVERS LOCAL SCHOOLS	3119	HAMILTON	1,475	95	52	24	171	294	0	1,401	1,695	(88)
NORTHWEST LOCAL SCHOOLS	3120	HAMILTON	6,769	434	237	112	783	1,348	0	6,429	7,777	(402)
SOUTHWEST LOCAL SCHOOLS	3135	HAMILTON	2,578	165	90	43	298	513	0	2,448	2,961	(153)
HANCOCK COUNTY ESC	3200	HANCOCK	529	34	19	9	62	105	0	502	607	(31)
ARCADIA LOCAL SCHOOLS	3201	HANCOCK	442	28	15	7	50	88	0	420	508	(26)
ARLINGTON LOCAL SCHOOLS	3202	HANCOCK	448	29	16	7	52	89	0	425	514	(27)
LIBERTY-BENTON LOCAL SCHOOLS	3204	HANCOCK	972	62	34	16	112	194	0	924	1,118	(58)
MCCOMB LOCAL SCHOOLS	3205	HANCOCK	500	32	18	8	58	100	0	475	575	(30)
CORY-RAWSON LOCAL SCHOOLS	3207	HANCOCK	480	31	17	8	56	96	0	455	551	(28)
VAN BUREN LOCAL SCHOOLS	3209	HANCOCK	714	46	25	12	83	142	0	678	820	(42)
VANLUE LOCAL SCHOOLS	3210	HANCOCK	166	11	6	3	20	33	0	157	190	(10)
HARDIN NORTHERN LOCAL SCHOOLS	3302	HARDIN	360	23	13	6	42	72	0	342	414	(21)
RIVERDALE LOCAL SCHOOLS	3303	HANCOCK	683	44	24	11	79	136	0	649	785	(41)
RIDGEMONT LOCAL SCHOOLS	3306	HARDIN	362	23	13	6	42	72	0	344	416	(21)
UPPER SCIOTO VALLEY LOCAL SCHOOLS	3308	HARDIN	327	21	11	5	37	65	0	310	375	(19)
CONOTTON VALLEY UNION LOCAL SCHOOLS	3403	CARROLL	455	29	16	8	53	91	0	432	523	(27)
PATRICK HENRY LOCAL SCHOOLS	3501	HENRY	685	44	24	11	79	136	0	651	787	(41)
HOLGATE LOCAL SCHOOLS	3503	HENRY	390	25	14	6	45	78	0	370	448	(23)
LIBERTY CENTER LOCAL SCHOOLS	3504	HENRY	963	62	34	16	112	192	0	915	1,107	(57)

STATE TEACHERS RETIREMENT SYSTEM OF OHIO
Schedule of Collective Other Post Employment Benefit Amounts by Employer
As of and for the year ended June 30, 2020
(Amounts in thousands)

Employer Name	Employer Code County		Net OPEB Asset	Deferred Outflows of Resources			Deferred Inflows of Resources			OPEB Expense (Income)		
				Differences Between Expected and Actual Experience	Net Difference Between Projected and Actual Earnings on OPEB Plan		Differences Between Expected and Actual Experience	Net Difference Between Projected and Actual Earnings on OPEB Plan			Proportionate Share of Plan OPEB Expense(Income)	
					Total Deferred Outflows of Resources	Changes of Assumptions		Total Deferred Inflows of Resources	Changes of Assumptions			
BRIGHT LOCAL SCHOOLS	3605	HIGHLAND	485	31	17	8	56	97	0	460	557	(29)
FAIRFIELD LOCAL SCHOOLS	3606	HIGHLAND	609	39	21	10	70	121	0	578	699	(36)
LYNCHBURG-CLAY LOCAL SCHOOLS	3607	HIGHLAND	822	53	29	14	96	164	0	780	944	(49)
LOGAN-HOCKING LOCAL SCHOOLS	3701	HOCKING	2,787	179	98	46	323	555	0	2,647	3,202	(165)
EAST HOLMES LOCAL SCHOOLS	3801	HOLMES	1,288	83	45	21	149	257	0	1,224	1,481	(76)
WEST HOLMES LOCAL SCHOOLS	3804	HOLMES	1,649	106	58	27	191	328	0	1,566	1,894	(98)
SOUTH CENTRAL LOCAL SCHOOLS	3903	HURON	657	42	23	11	76	131	0	624	755	(39)
MONROEVILLE LOCAL SCHOOLS	3909	HURON	478	31	17	8	56	95	0	454	549	(28)
NEW LONDON LOCAL SCHOOLS	3911	HURON	679	44	24	11	79	135	0	645	780	(40)
WESTERN RESERVE LOCAL SCHOOLS	3914	HURON	725	46	25	12	83	144	0	689	833	(43)
OAK HILL UNION LOCAL SCHOOLS	4011	JACKSON	872	56	31	14	101	174	0	829	1,003	(52)
JEFFERSON COUNTY ESC	4100	JEFFERSON	289	19	10	5	34	58	0	275	333	(17)
BUCKEYE LOCAL SCHOOLS	4101	JEFFERSON	1,118	72	39	18	129	223	0	1,062	1,285	(66)
INDIAN CREEK LOCAL SCHOOLS	4103	JEFFERSON	1,077	69	38	18	125	214	0	1,023	1,237	(64)
EDISON LOCAL SCHOOLS	4107	JEFFERSON	963	62	34	16	112	192	0	914	1,106	(57)
KNOX COUNTY SCHOOLS	4200	KNOX	314	20	11	5	36	63	0	299	362	(19)
EAST KNOX LOCAL SCHOOLS	4202	KNOX	539	35	19	9	63	107	0	512	619	(32)
CENTERBURG LOCAL SCHOOLS	4203	KNOX	723	46	25	12	83	144	0	686	830	(43)
DANVILLE LOCAL SCHOOLS	4206	KNOX	495	32	17	8	57	99	0	470	569	(29)
FREDERICKTOWN LOCAL SCHOOLS	4207	KNOX	776	50	27	13	90	155	0	737	892	(46)
ESC OF THE WESTERN RESERVE	4300	LAKE	857	55	30	14	99	171	0	814	985	(51)
KIRTLAND LOCAL SCHOOLS	4301	LAKE	1,049	67	37	17	121	209	0	996	1,205	(62)
MADISON LOCAL SCHOOLS	4302	LAKE	2,040	131	71	34	236	406	0	1,938	2,344	(121)
RIVERSIDE LOCAL SCHOOLS	4304	LAKE	2,819	181	99	47	327	562	0	2,678	3,240	(167)
PERRY LOCAL SCHOOLS	4305	LAKE	1,580	101	55	26	182	315	0	1,500	1,815	(94)
LAWRENCE COUNTY ESC	4400	LAWRENCE	159	10	6	3	19	32	0	151	183	(9)
DAWSON-BRYANT LOCAL SCHOOLS	4403	LAWRENCE	864	55	30	14	99	172	0	821	993	(51)
FAIRLAND LOCAL SCHOOLS	4412	LAWRENCE	909	58	32	15	105	181	0	864	1,045	(54)
ROCK HILL LOCAL SCHOOLS	4415	LAWRENCE	1,302	83	46	21	150	259	0	1,236	1,495	(77)
SOUTH POINT LOCAL SCHOOLS	4416	LAWRENCE	1,219	78	43	20	141	243	0	1,158	1,401	(72)
SYMMES VALLEY LOCAL SCHOOLS	4419	LAWRENCE	657	42	23	11	76	131	0	624	755	(39)
LICKING COUNTY SCHOOLS	4500	LICKING	696	45	24	11	80	139	0	661	800	(41)
NORTHBRIDGE LOCAL SCHOOLS	4501	LICKING	837	54	29	14	97	167	0	795	962	(50)
SOUTHWEST LICKING LOCAL SCHOOLS	4506	LICKING	2,847	182	100	47	329	567	0	2,704	3,271	(169)
LAKEWOOD LOCAL SCHOOLS	4513	LICKING	1,544	99	54	25	178	308	0	1,467	1,775	(92)
JOHNSTOWN-MONROE LOCAL SCHOOLS	4516	LICKING	1,063	68	37	18	123	212	0	1,010	1,222	(63)
LICKING HEIGHTS LOCAL SCHOOLS	4517	LICKING	2,713	174	95	45	314	540	0	2,577	3,117	(161)
LICKING VALLEY LOCAL SCHOOLS	4518	LICKING	1,385	89	49	23	161	276	0	1,316	1,592	(82)
NORTH FORK LOCAL SCHOOLS	4522	KNOX	1,079	69	38	18	125	215	0	1,025	1,240	(64)
RIVERSIDE LOCAL SCHOOLS	4604	LOGAN	436	28	15	7	50	87	0	415	502	(26)
BENJAMIN LOGAN LOCAL SCHOOLS	4607	LOGAN	1,271	81	45	21	147	253	0	1,208	1,461	(75)
INDIAN LAKE LOCAL SCHOOLS	4610	LOGAN	1,086	70	38	18	126	216	0	1,031	1,247	(64)
LORAIN COUNTY ESC	4700	LORAIN	841	54	29	14	97	168	0	799	967	(50)
AVON LOCAL SCHOOLS	4702	LORAIN	2,920	187	102	48	337	582	0	2,773	3,355	(173)
CLEARVIEW LOCAL SCHOOLS	4707	LORAIN	1,136	73	40	19	132	226	0	1,079	1,305	(67)
COLUMBIA LOCAL SCHOOLS	4708	LORAIN	791	51	28	13	92	158	0	752	910	(47)
MIDVIEW LOCAL SCHOOLS	4713	LORAIN	2,110	135	74	35	244	420	0	2,004	2,424	(125)
FIRELANDS LOCAL SCHOOLS	4714	LORAIN	1,159	74	41	19	134	231	0	1,101	1,332	(69)
KEYSTONE LOCAL SCHOOLS	4716	LORAIN	1,046	67	37	17	121	208	0	994	1,202	(62)
ESC OF LAKE ERIE WEST	4800	LUCAS	1,694	109	59	28	196	337	0	1,609	1,946	(100)
OTTAWA HILLS LOCAL SCHOOLS	4806	LUCAS	1,088	70	38	18	126	217	0	1,033	1,250	(65)
SPRINGFIELD LOCAL SCHOOLS	4811	LUCAS	2,883	185	101	48	334	574	0	2,739	3,313	(171)

STATE TEACHERS RETIREMENT SYSTEM OF OHIO
Schedule of Collective Other Post Employment Benefit Amounts by Employer
As of and for the year ended June 30, 2020
(Amounts in thousands)

Employer Name	Employer Code	County	Net OPEB Asset	Deferred Outflows of Resources			Deferred Inflows of Resources			OPEB Expense (Income)		
				Differences Between Expected and Actual Experience	Net Difference Between Projected and Actual Earnings on OPEB Plan		Differences Between Expected and Actual Experience	Net Difference Between Projected and Actual Earnings on OPEB Plan			Total Deferred Inflows of Resources	Proportionate Share of Plan OPEB Expense(Income)
					Total Deferred Outflows of Resources	Changes of Assumptions		Total Deferred Outflows of Resources	Changes of Assumptions			
WASHINGTON LOCAL SCHOOLS	4813	LUCAS	6,154	394	216	102	712	1,226	0	5,845	7,071	(365)
ANTHONY WAYNE LOCAL SCHOOLS	4814	LUCAS	3,100	199	109	51	359	618	0	2,945	3,563	(184)
JONATHAN ALDER LOCAL SCHOOLS	4901	MADISON	1,518	97	53	25	175	302	0	1,441	1,743	(90)
JEFFERSON LOCAL SCHOOLS	4905	MADISON	983	63	34	16	113	196	0	934	1,130	(58)
MADISON-PLAINS LOCAL SCHOOLS	4906	MADISON	949	61	33	16	110	189	0	901	1,090	(56)
MAHONING COUNTY ESC	5000	MAHONING	1,666	107	58	27	192	332	0	1,582	1,914	(99)
AUSTINTOWN LOCAL SCHOOLS	5001	MAHONING	2,951	189	103	49	341	588	0	2,803	3,391	(175)
BOARDMAN LOCAL SCHOOLS	5004	MAHONING	3,041	195	107	50	352	606	0	2,888	3,494	(180)
CANFIELD LOCAL SCHOOLS	5005	MAHONING	1,951	125	68	32	225	389	0	1,854	2,243	(116)
WESTERN RESERVE LOCAL SCHOOLS	5006	MAHONING	533	34	19	9	62	106	0	506	612	(32)
SOUTH RANGE LOCAL SCHOOLS	5009	MAHONING	852	55	30	14	99	170	0	810	980	(51)
JACKSON-MILTON LOCAL SCHOOLS	5010	MAHONING	561	36	20	9	65	112	0	532	644	(33)
LOWELLVILLE LOCAL SCHOOLS	5011	MAHONING	404	26	14	7	47	81	0	384	465	(24)
POLAND LOCAL SCHOOLS	5013	MAHONING	1,222	78	43	20	141	243	0	1,161	1,404	(73)
SEBRING LOCAL SCHOOLS	5014	MAHONING	383	25	13	6	44	76	0	364	440	(23)
SPRINGFIELD LOCAL SCHOOLS	5015	MAHONING	755	48	26	12	86	150	0	717	867	(45)
WEST BRANCH LOCAL SCHOOLS	5016	MAHONING	1,348	86	47	22	155	268	0	1,280	1,548	(80)
ELGIN LOCAL SCHOOLS	5104	MARION	766	49	27	13	89	153	0	727	880	(45)
RIDGEDALE LOCAL SCHOOLS	5108	MARION	505	32	18	8	58	100	0	479	579	(30)
PLEASANT LOCAL SCHOOLS	5110	MARION	816	52	29	13	94	163	0	775	938	(48)
RIVER VALLEY LOCAL SCHOOLS	5113	MARION	1,274	82	45	21	148	254	0	1,210	1,464	(76)
ESC OF MEDINA COUNTY	5200	MEDINA	284	18	10	5	33	57	0	270	327	(17)
CLOVERLEAF LOCAL SCHOOLS	5202	MEDINA	1,893	121	66	31	218	377	0	1,798	2,175	(112)
BUCKEYE LOCAL SCHOOLS	5204	MEDINA	1,630	104	57	27	188	325	0	1,548	1,873	(97)
HIGHLAND LOCAL SCHOOLS	5205	MEDINA	2,371	152	83	39	274	472	0	2,252	2,724	(141)
BLACK RIVER LOCAL SCHOOLS	5206	ASHLAND	875	56	31	14	101	174	0	832	1,006	(52)
MEIGS LOCAL SCHOOLS	5301	MEIGS	1,462	94	51	24	169	291	0	1,389	1,680	(87)
EASTERN LOCAL SCHOOLS	5302	MEIGS	571	37	20	9	66	114	0	542	656	(34)
SOUTHERN LOCAL SCHOOLS	5307	MEIGS	462	30	16	8	54	92	0	439	531	(27)
MERCER COUNTY ESC	5400	MERCER	378	24	13	6	43	75	0	359	434	(22)
MARION LOCAL SCHOOLS	5411	MERCER	598	38	21	10	69	119	0	568	687	(35)
PARKWAY LOCAL SCHOOLS	5414	MERCER	725	46	25	12	83	144	0	689	833	(43)
ST HENRY CONSOLIDATED LOCAL SCHOOLS	5416	MERCER	687	44	24	11	79	137	0	652	789	(41)
FORT RECOVERY LOCAL SCHOOLS	5417	MERCER	659	42	23	11	76	131	0	626	757	(39)
MIAMI COUNTY ESC	5500	MIAMI	1,156	74	41	19	134	230	0	1,098	1,328	(69)
BETHEL LOCAL SCHOOLS	5501	MIAMI	746	48	26	12	86	149	0	709	858	(44)
MIAMI EAST LOCAL SCHOOLS	5507	MIAMI	869	56	30	14	100	173	0	826	999	(52)
NEWTON LOCAL SCHOOLS	5508	MIAMI	457	29	16	8	53	91	0	435	526	(27)
SWITZERLAND OF OHIO LOCAL SCHOOLS	5619	MONROE	2,038	131	71	34	236	406	0	1,935	2,341	(121)
MONTGOMERY COUNTY ESC	5700	MONTGOMERY	2,718	174	95	45	314	541	0	2,581	3,122	(161)
BROOKVILLE LOCAL SCHOOLS	5701	MONTGOMERY	1,005	64	35	17	116	200	0	955	1,155	(60)
VALLEY VIEW LOCAL SCHOOLS	5705	MONTGOMERY	1,292	83	45	21	149	257	0	1,227	1,484	(77)
JEFFERSON TWP LOCAL SCHOOLS	5707	MONTGOMERY	299	19	10	5	34	60	0	284	344	(18)
NEW LEBANON LOCAL SCHOOLS	5708	MONTGOMERY	847	54	30	14	98	169	0	805	974	(50)
MAD RIVER LOCAL SCHOOLS	5710	MONTGOMERY	3,444	221	121	57	399	686	0	3,271	3,957	(204)
NORTHBRIDGE LOCAL SCHOOLS	5711	MONTGOMERY	1,505	96	53	25	174	300	0	1,430	1,730	(89)
MORGAN LOCAL SCHOOLS	5802	MORGAN	1,442	92	51	24	167	287	0	1,370	1,657	(86)
CARDINGTON-LINCOLN LOCAL SCHOOLS	5902	MORROW	778	50	27	13	90	155	0	739	894	(46)
HIGHLAND LOCAL SCHOOLS	5903	MORROW	1,185	76	42	20	138	236	0	1,126	1,362	(70)
NORTHMOR LOCAL SCHOOLS	5905	MORROW	714	46	25	12	83	142	0	678	820	(42)
MUSKINGUM VALLEY ESC	6000	MUSKINGUM	1,367	88	48	23	159	272	0	1,298	1,570	(81)
FRANKLIN LOCAL SCHOOLS	6002	MUSKINGUM	1,474	94	52	24	170	294	0	1,400	1,694	(87)

STATE TEACHERS RETIREMENT SYSTEM OF OHIO
Schedule of Collective Other Post Employment Benefit Amounts by Employer
As of and for the year ended June 30, 2020
(Amounts in thousands)

Employer Name	Employer Code County		Net OPEB Asset	Deferred Outflows of Resources			Deferred Inflows of Resources			OPEB Expense (Income)		
				Differences Between Expected and Actual Experience	Net Difference Between Projected and Actual Earnings on OPEB Plan		Differences Between Expected and Actual Experience	Net Difference Between Projected and Actual Earnings on OPEB Plan			Total Deferred Inflows of Resources	Proportionate Share of Plan OPEB Expense(Income)
					Total Deferred Outflows of Resources	Changes of Assumptions		Total Deferred Inflows of Resources	Changes of Assumptions			
TRI-VALLEY LOCAL SCHOOLS	6003	MUSKINGUM	1,704	109	60	28	197	339	0	1,618	1,957	(101)
WEST MUSKINGUM LOCAL SCHOOLS	6005	MUSKINGUM	822	53	29	14	96	164	0	781	945	(49)
EAST MUSKINGUM LOCAL SCHOOLS	6009	MUSKINGUM	1,316	84	46	22	152	262	0	1,250	1,512	(78)
MAYSVILLE LOCAL SCHOOLS	6021	MUSKINGUM	1,334	86	47	22	155	266	0	1,268	1,534	(79)
NOBLE LOCAL SCHOOLS	6101	NOBLE	733	47	26	12	85	146	0	696	842	(43)
BENTON CARROLL SALEM LOCAL SCHOOLS	6202	OTTAWA	1,145	73	40	19	132	228	0	1,088	1,316	(68)
GENOA AREA LOCAL SCHOOLS	6205	OTTAWA	916	59	32	15	106	182	0	870	1,052	(54)
DANBURY LOCAL SCHOOLS	6206	OTTAWA	637	41	22	11	74	127	0	605	732	(38)
MIDDLE BASS LOCAL SCHOOLS	6209	OTTAWA	0	0	0	0	0	0	0	0	0	0
NORTH BASS LOCAL SCHOOLS	6210	OTTAWA	0	0	0	0	0	0	0	0	0	0
PUT-IN-BAY LOCAL SCHOOLS	6212	OTTAWA	190	12	7	3	22	38	0	181	219	(11)
WESTERN BUCKEYE ESC	6300	PAULDING	362	23	13	6	42	72	0	344	416	(21)
ANTWERP LOCAL SCHOOLS	6301	PAULDING	503	32	18	8	58	100	0	478	578	(30)
WAYNE TRACE LOCAL SCHOOLS	6311	PAULDING	679	44	24	11	79	135	0	645	780	(40)
SOUTHERN LOCAL SCHOOLS	6415	PERRY	516	33	18	9	60	103	0	490	593	(31)
NORTHERN LOCAL SCHOOLS	6416	PERRY	1,556	100	55	26	181	310	0	1,478	1,788	(92)
PICKAWAY COUNTY SCHOOLS	6500	PICKAWAY	393	25	14	6	45	78	0	373	451	(23)
TEAYS VALLEY LOCAL SCHOOLS	6501	PICKAWAY	3,033	194	106	50	350	604	0	2,881	3,485	(180)
WESTFALL LOCAL SCHOOLS	6503	PICKAWAY	1,025	66	36	17	119	204	0	973	1,177	(61)
LOGAN ELM LOCAL SCHOOLS	6512	PICKAWAY	1,366	88	48	23	159	272	0	1,297	1,569	(81)
EASTERN LOCAL SCHOOLS	6601	PIKE	763	49	27	13	89	152	0	725	877	(45)
SCIOTO VALLEY LOCAL SCHOOLS	6605	PIKE	1,010	65	35	17	117	201	0	959	1,160	(60)
WESTERN LOCAL SCHOOLS	6610	PIKE	734	47	26	12	85	146	0	697	843	(44)
WATERLOO LOCAL SCHOOLS	6701	PORTAGE	643	41	23	11	75	128	0	611	739	(38)
FIELD LOCAL SCHOOLS	6703	PORTAGE	1,345	86	47	22	155	268	0	1,277	1,545	(80)
JAMES A GARFIELD LOCAL SCHOOLS	6709	PORTAGE	901	58	32	15	105	179	0	855	1,034	(53)
CRESTWOOD LOCAL SCHOOLS	6712	PORTAGE	1,175	75	41	19	135	234	0	1,116	1,350	(70)
SOUTHEAST LOCAL SCHOOLS	6716	PORTAGE	1,130	72	40	19	131	225	0	1,073	1,298	(67)
ROOTSTOWN LOCAL SCHOOLS	6719	PORTAGE	801	51	28	13	92	160	0	761	921	(48)
PREBLE COUNTY ESC	6800	PREBLE	241	15	8	4	27	48	0	229	277	(14)
COLLEGE CORNER LOCAL SCHOOLS	6802	PREBLE	17	1	1	0	2	3	0	16	19	(1)
NATIONAL TRAIL LOCAL SCHOOLS	6808	PREBLE	761	49	27	13	89	152	0	723	875	(45)
TWIN VALLEY LOCAL SCHOOLS	6809	PREBLE	664	43	23	11	77	132	0	631	763	(39)
TRI-COUNTY NORTH LOCAL SCHOOLS	6810	PREBLE	651	42	23	11	76	130	0	619	749	(39)
PREBLE-SHAWNEE LOCAL SCHOOLS	6814	PREBLE	965	62	34	16	112	192	0	917	1,109	(57)
PUTNAM COUNTY ESC	6900	PUTNAM	404	26	14	7	47	80	0	384	464	(24)
COLUMBUS GROVE LOCAL SCHOOLS	6904	PUTNAM	640	41	22	11	74	128	0	608	736	(38)
CONTINENTAL LOCAL SCHOOLS	6905	PUTNAM	367	23	13	6	42	73	0	348	421	(22)
JENNINGS LOCAL SCHOOLS	6907	PUTNAM	267	17	9	4	30	53	0	253	306	(16)
KALIDA LOCAL SCHOOLS	6908	PUTNAM	428	27	15	7	49	85	0	407	492	(25)
LEIPSIC LOCAL SCHOOLS	6909	PUTNAM	487	31	17	8	56	97	0	463	560	(29)
MILLER CITY-NEW CLEVELAND LOCAL SCH	6910	PUTNAM	335	21	12	6	39	67	0	318	385	(20)
OTTAWA-GLANDORF LOCAL SCHOOLS	6911	PUTNAM	930	60	33	15	108	185	0	884	1,069	(55)
OTTOVILLE LOCAL SCHOOLS	6912	PUTNAM	352	23	12	6	41	70	0	334	404	(21)
PANDORA-GILBOA LOCAL SCHOOLS	6913	PUTNAM	410	26	14	7	47	82	0	389	471	(24)
MID-OHIO ESC	7000	RICHLAND	838	54	29	14	97	167	0	796	963	(50)
CLEAR FORK VALLEY LOCAL SCHOOLS	7001	RICHLAND	1,080	69	38	18	125	215	0	1,025	1,240	(64)
LXINGTON LOCAL SCHOOLS	7003	RICHLAND	1,519	97	53	25	175	303	0	1,443	1,746	(90)
LUCAS LOCAL SCHOOLS	7004	RICHLAND	364	23	13	6	42	72	0	346	418	(22)
MADISON LOCAL SCHOOLS	7005	RICHLAND	2,356	151	83	39	273	469	0	2,238	2,707	(140)
PLYMOUTH-SHILOH LOCAL SCHOOLS	7007	HURON	623	40	22	10	72	124	0	592	716	(37)
ONTARIO LOCAL SCHOOLS	7010	RICHLAND	1,243	80	44	21	145	248	0	1,181	1,429	(74)

STATE TEACHERS RETIREMENT SYSTEM OF OHIO
Schedule of Collective Other Post Employment Benefit Amounts by Employer
As of and for the year ended June 30, 2020
(Amounts in thousands)

Employer Name	Employer Code County		Net OPEB Asset	Deferred Outflows of Resources			Deferred Inflows of Resources			OPEB Expense (Income)			
				Differences Between Expected and Actual Experience	Net Difference Between Projected and Actual Earnings on OPEB Plan		Total Deferred Outflows of Resources	Differences Between Expected and Actual Experience	Net Difference Between Projected and Actual Earnings on OPEB Plan		Total Deferred Inflows of Resources	Proportionate Share of Plan OPEB Expense(Income)	
					Investments	Changes of Assumptions			Investments				Changes of Assumptions
CRESTVIEW LOCAL SCHOOLS	7011	ASHLAND	707	45	25	12	82	141	0	672	813	(42)	
ROSS-PIKE COUNTY ESC	7100	ROSS	701	45	25	12	82	140	0	666	806	(42)	
ADENA LOCAL SCHOOLS	7102	ROSS	756	48	26	12	86	150	0	718	868	(45)	
HUNTINGTON LOCAL SCHOOLS	7106	ROSS	975	62	34	16	112	194	0	926	1,120	(58)	
ZANE TRACE LOCAL SCHOOLS	7107	ROSS	882	57	31	15	103	176	0	838	1,014	(52)	
SOUTHEASTERN LOCAL SCHOOLS	7109	ROSS	732	47	26	12	85	146	0	696	842	(43)	
PAINT VALLEY LOCAL SCHOOLS	7111	ROSS	628	40	22	10	72	125	0	596	721	(37)	
UNION SCIOTO LOCAL SCHOOLS	7112	ROSS	1,341	86	47	22	155	267	0	1,274	1,541	(80)	
LAKOTA LOCAL SCHOOLS	7203	SANDUSKY	693	44	24	11	79	138	0	658	796	(41)	
WOODMORE LOCAL SCHOOLS	7208	SANDUSKY	766	49	27	13	89	153	0	728	881	(45)	
SOUTH CENTRAL OHIO ESC	7300	SCIOTO	1,037	66	36	17	119	206	0	985	1,191	(62)	
BLOOM-VERNON LOCAL SCHOOLS	7301	SCIOTO	612	39	21	10	70	122	0	581	703	(36)	
CLAY LOCAL SCHOOLS	7303	SCIOTO	443	28	16	7	51	88	0	421	509	(26)	
GREEN LOCAL SCHOOLS	7304	SCIOTO	384	25	13	6	44	77	0	365	442	(23)	
MINFORD LOCAL SCHOOLS	7307	SCIOTO	1,014	65	36	17	118	202	0	963	1,165	(60)	
NORTHWEST LOCAL SCHOOLS	7308	SCIOTO	1,156	74	41	19	134	230	0	1,098	1,328	(69)	
NEW BOSTON LOCAL SCHOOLS	7309	SCIOTO	323	21	11	5	37	64	0	306	370	(19)	
VALLEY LOCAL SCHOOLS	7312	SCIOTO	716	46	25	12	83	143	0	680	823	(43)	
WASHINGTON-NILE LOCAL SCHOOLS	7314	SCIOTO	1,107	71	39	18	128	221	0	1,052	1,273	(66)	
WHEELERSBURG LOCAL SCHOOLS	7315	SCIOTO	964	62	34	16	112	192	0	916	1,108	(57)	
NORTH CENTRAL OHIO ESC	7400	SENECA	1,370	88	48	23	159	273	0	1,301	1,574	(81)	
SENECA EAST LOCAL SCHOOLS	7401	SENECA	727	47	25	12	84	145	0	691	836	(43)	
HOPEWELL-LOUDON LOCAL SCHOOLS	7406	SENECA	601	38	21	10	69	120	0	571	691	(36)	
NEW RIEGEL LOCAL SCHOOLS	7408	SENECA	314	20	11	5	36	62	0	298	360	(19)	
OLD FORT LOCAL SCHOOLS	7409	SENECA	504	32	18	8	58	100	0	479	579	(30)	
ANNA LOCAL SCHOOLS	7501	SHELBY	820	53	29	14	96	163	0	779	942	(49)	
BOTKINS LOCAL SCHOOLS	7502	SHELBY	469	30	16	8	54	93	0	446	539	(28)	
FAIRLAWN LOCAL SCHOOLS	7503	SHELBY	343	22	12	6	40	68	0	326	394	(20)	
FORT LORAMIE LOCAL SCHOOLS	7504	SHELBY	582	37	20	10	67	116	0	553	669	(35)	
HARDIN-HOUSTON LOCAL SCHOOLS	7506	SHELBY	549	35	19	9	63	109	0	521	630	(33)	
JACKSON CENTER LOCAL SCHOOLS	7509	SHELBY	340	22	12	6	40	68	0	323	391	(20)	
RUSSIA LOCAL SCHOOLS	7513	SHELBY	301	19	11	5	35	60	0	286	346	(18)	
STARK COUNTY ESC	7600	STARK	2,248	144	79	37	260	448	0	2,135	2,583	(133)	
FAIRLESS LOCAL SCHOOLS	7601	STARK	1,013	65	36	17	118	202	0	963	1,165	(60)	
NORTHWEST LOCAL SCHOOLS	7603	STARK	1,258	81	44	21	146	251	0	1,195	1,446	(75)	
CANTON LOCAL SCHOOLS	7604	STARK	1,791	115	63	30	208	357	0	1,701	2,058	(106)	
JACKSON LOCAL SCHOOLS	7609	STARK	3,714	238	130	61	429	740	0	3,527	4,267	(220)	
LAKE LOCAL SCHOOLS	7610	STARK	2,359	151	83	39	273	470	0	2,241	2,711	(140)	
MARLINGTON LOCAL SCHOOLS	7614	STARK	1,471	94	52	24	170	293	0	1,397	1,690	(87)	
OSNABURG LOCAL SCHOOLS	7617	STARK	592	38	21	10	69	118	0	563	681	(35)	
MINERVA LOCAL SCHOOLS	7618	STARK	1,210	78	42	20	140	241	0	1,149	1,390	(72)	
PERRY LOCAL SCHOOLS	7619	STARK	3,692	237	129	61	427	735	0	3,506	4,241	(219)	
PLAIN LOCAL SCHOOLS	7621	STARK	3,521	226	123	58	407	701	0	3,344	4,045	(209)	
SANDY VALLEY LOCAL SCHOOLS	7622	TUSCARAWAS	1,026	66	36	17	119	204	0	974	1,178	(61)	
TUSLAW LOCAL SCHOOLS	7624	STARK	832	53	29	14	96	166	0	791	957	(49)	
SUMMIT COUNTY ESC	7700	SUMMIT	1,344	86	47	22	155	268	0	1,276	1,544	(80)	
REVERE LOCAL SCHOOLS	7701	SUMMIT	2,563	164	90	42	296	510	0	2,434	2,944	(152)	
WOODRIDGE LOCAL SCHOOLS	7702	SUMMIT	1,783	114	62	29	205	355	0	1,694	2,049	(106)	
COVENTRY LOCAL SCHOOLS	7704	SUMMIT	1,334	85	47	22	154	266	0	1,267	1,533	(79)	
MANCHESTER LOCAL SCHOOLS	7705	SUMMIT	1,004	64	35	17	116	200	0	954	1,154	(60)	
GREEN LOCAL SCHOOLS	7706	SUMMIT	3,002	192	105	50	347	598	0	2,851	3,449	(178)	
HUDSON CITY SCHOOLS	7707	SUMMIT	4,591	294	161	76	531	915	0	4,361	5,276	(272)	

STATE TEACHERS RETIREMENT SYSTEM OF OHIO
Schedule of Collective Other Post Employment Benefit Amounts by Employer
As of and for the year ended June 30, 2020
(Amounts in thousands)

Employer Name	Employer Code County		Net OPEB Asset	Deferred Outflows of Resources			Deferred Inflows of Resources			OPEB Expense (Income)		
				Differences Between Expected and Actual Experience	Net Difference Between Projected and Actual Earnings on OPEB Plan		Differences Between Expected and Actual Experience	Net Difference Between Projected and Actual Earnings on OPEB Plan			Total Deferred Inflows of Resources	Proportionate Share of Plan OPEB Expense(Income)
					Total Deferred Outflows of Resources	Changes of Assumptions		Total Deferred Outflows of Resources	Changes of Assumptions			
MOGADORE LOCAL SCHOOLS	7709	PORTAGE	754	48	26	12	86	150	0	716	866	(45)
SPRINGFIELD LOCAL SCHOOLS	7715	SUMMIT	1,929	124	68	32	224	384	0	1,832	2,216	(114)
TRUMBULL COUNTY ESC	7800	TRUMBULL	1,281	82	45	21	148	255	0	1,217	1,472	(76)
BLOOMFIELD-MESPO LOCAL SCHOOLS	7801	TRUMBULL	203	13	7	3	23	40	0	193	233	(12)
LABRAE LOCAL SCHOOLS	7802	TRUMBULL	916	59	32	15	106	182	0	870	1,052	(54)
BRISTOL LOCAL SCHOOLS	7803	TRUMBULL	405	26	14	7	47	81	0	385	466	(24)
BROOKFIELD LOCAL SCHOOLS	7804	TRUMBULL	642	41	22	11	74	128	0	610	738	(38)
CHAMPION LOCAL SCHOOLS	7805	TRUMBULL	1,037	66	36	17	119	206	0	985	1,191	(62)
LAKEVIEW LOCAL SCHOOLS	7806	TRUMBULL	1,139	73	40	19	132	227	0	1,082	1,309	(68)
MATHEWS LOCAL SCHOOLS	7808	TRUMBULL	519	33	18	9	60	103	0	493	596	(31)
HOWLAND LOCAL SCHOOLS	7812	TRUMBULL	1,985	127	70	33	230	395	0	1,885	2,280	(118)
JOSEPH BADGER LOCAL SCHOOLS	7814	TRUMBULL	480	31	17	8	56	96	0	456	552	(28)
LIBERTY LOCAL SCHOOLS	7815	TRUMBULL	932	60	33	15	108	186	0	886	1,072	(55)
LORDSTOWN LOCAL SCHOOLS	7816	TRUMBULL	424	27	15	7	49	84	0	402	486	(25)
MCDONALD LOCAL SCHOOLS	7817	TRUMBULL	592	38	21	10	69	118	0	562	680	(35)
MAPLEWOOD LOCAL SCHOOLS	7818	TRUMBULL	582	37	20	10	67	116	0	552	668	(35)
SOUTHINGTON LOCAL SCHOOLS	7822	TRUMBULL	344	22	12	6	40	68	0	326	394	(20)
WEATHERSFIELD LOCAL SCHOOLS	7826	TRUMBULL	662	42	23	11	76	132	0	628	760	(39)
EAST CENTRAL OHIO ESC	7900	TUSCARAWAS	1,048	67	37	17	121	209	0	996	1,205	(62)
GARAWAY LOCAL SCHOOLS	7901	TUSCARAWAS	767	49	27	13	89	153	0	729	882	(46)
INDIAN VALLEY LOCAL SCHOOLS	7907	TUSCARAWAS	1,212	78	42	20	140	241	0	1,151	1,392	(72)
STRASBURG-FRANKLIN LOCAL SCHOOLS	7918	TUSCARAWAS	367	24	13	6	43	73	0	349	422	(22)
TUSCARAWAS VALLEY LOCAL SCHOOLS	7920	TUSCARAWAS	947	61	33	16	110	189	0	900	1,089	(56)
FAIRBANKS LOCAL SCHOOLS	8002	UNION	866	56	30	14	100	173	0	823	996	(51)
NORTH UNION LOCAL SCHOOLS	8003	UNION	1,114	71	39	18	128	222	0	1,058	1,280	(66)
LINCOLNVIEW LOCAL SCHOOLS	8101	VAN WERT	659	42	23	11	76	131	0	626	757	(39)
CRESTVIEW LOCAL SCHOOLS	8107	VAN WERT	713	46	25	12	83	142	0	677	819	(42)
VINTON COUNTY LOCAL SCHOOLS	8201	VINTON	1,506	96	53	25	174	300	0	1,430	1,730	(89)
WARREN COUNTY ESC	8300	WARREN	2,156	138	76	36	250	430	0	2,048	2,478	(128)
CARLISLE LOCAL SCHOOLS	8302	WARREN	1,172	75	41	19	135	234	0	1,114	1,348	(70)
LITTLE MIAMI LOCAL SCHOOLS	8304	WARREN	3,025	194	106	50	350	602	0	2,873	3,475	(179)
KINGS LOCAL SCHOOLS	8306	WARREN	3,701	237	130	61	428	737	0	3,515	4,252	(220)
WAYNE LOCAL SCHOOLS	8312	WARREN	1,017	65	36	17	118	203	0	966	1,169	(60)
FORT FRYE LOCAL SCHOOLS	8404	WASHINGTON	665	43	23	11	77	132	0	631	763	(39)
FRONTIER LOCAL SCHOOLS	8410	WASHINGTON	421	27	15	7	49	84	0	400	484	(25)
WARREN LOCAL SCHOOLS	8419	WASHINGTON	1,375	88	48	23	159	274	0	1,306	1,580	(82)
WOLF CREEK LOCAL SCHOOLS	8422	WASHINGTON	472	30	17	8	55	94	0	448	542	(28)
TRI-COUNTY ESC	8500	WAYNE	906	58	32	15	105	181	0	861	1,042	(54)
CHIPPEWA LOCAL SCHOOLS	8504	WAYNE	884	57	31	15	103	176	0	840	1,016	(52)
DALTON LOCAL SCHOOLS	8507	WAYNE	647	41	23	11	75	129	0	615	744	(38)
TRIWAY LOCAL SCHOOLS	8509	WAYNE	1,285	82	45	21	148	256	0	1,220	1,476	(76)
GREEN LOCAL SCHOOLS	8510	WAYNE	762	49	27	13	89	152	0	724	876	(45)
NORWAYNE LOCAL SCHOOLS	8511	WAYNE	836	54	29	14	97	167	0	794	961	(50)
SOUTHEAST LOCAL SCHOOLS	8514	WAYNE	1,146	73	40	19	132	228	0	1,088	1,316	(68)
NORTHWESTERN LOCAL SCHOOLS	8517	WAYNE	979	63	34	16	113	195	0	930	1,125	(58)
EDGERTON LOCAL SCHOOLS	8602	WILLIAMS	430	28	15	7	50	86	0	409	495	(26)
EDON-NORTHWEST LOCAL SCHOOLS	8603	WILLIAMS	417	27	15	7	49	83	0	396	479	(25)
MILLCREEK-WEST UNITY LOCAL SCHOOLS	8606	WILLIAMS	417	27	15	7	49	83	0	396	479	(25)
NORTH CENTRAL LOCAL SCHOOLS	8608	WILLIAMS	468	30	16	8	54	93	0	445	538	(28)
STRYKER LOCAL SCHOOLS	8611	WILLIAMS	357	23	13	6	42	71	0	340	411	(21)
WOOD COUNTY ESC	8700	WOOD	622	40	22	10	72	124	0	591	715	(37)
ELMWOOD LOCAL SCHOOLS	8701	WOOD	985	63	35	16	114	196	0	936	1,132	(58)

STATE TEACHERS RETIREMENT SYSTEM OF OHIO
Schedule of Collective Other Post Employment Benefit Amounts by Employer
As of and for the year ended June 30, 2020
(Amounts in thousands)

Employer Name	Employer Code County		Net OPEB Asset	Deferred Outflows of Resources			Deferred Inflows of Resources			OPEB Expense (Income)		
				Differences Between Expected and Actual Experience	Net Difference Between Projected and Actual Earnings on OPEB Plan		Differences Between Expected and Actual Experience	Net Difference Between Projected and Actual Earnings on OPEB Plan			Total Deferred Inflows of Resources	Proportionate Share of Plan OPEB Expense(Income)
					Total Deferred Outflows of Resources	Changes of Assumptions		Total Deferred Inflows of Resources	Changes of Assumptions			
EASTWOOD LOCAL SCHOOLS	8704	WOOD	1,159	74	41	19	134	231	0	1,101	1,332	(69)
LAKE LOCAL SCHOOLS	8710	WOOD	1,112	71	39	18	128	222	0	1,056	1,278	(66)
OTSEGO LOCAL SCHOOLS	8713	WOOD	1,075	69	38	18	125	214	0	1,021	1,235	(64)
NORTH BALTIMORE LOCAL SCHOOLS	8716	WOOD	541	35	19	9	63	108	0	514	622	(32)
NORTHWOOD LOCAL SCHOOLS	8722	WOOD	709	45	25	12	82	141	0	673	814	(42)
MOHAWK LOCAL SCHOOLS	8804	WYANDOT	643	41	23	11	75	128	0	611	739	(38)
MIDWEST REGIONAL ESC	8900	LOGAN	754	48	26	12	86	150	0	716	866	(45)
ADA EXEMPTED VILLAGE SCHOOLS	9001	HARDIN	681	44	24	11	79	136	0	647	783	(40)
AMHERST EX VLG SCHOOLS	9003	LORAIN	2,421	155	85	40	280	482	0	2,299	2,781	(144)
BARNESVILLE EX VLG SCHOOLS	9007	BELMONT	818	52	29	14	95	163	0	777	940	(49)
BLUFFTON EXEMPTED VILLAGE SCHOOLS	9011	ALLEN	739	47	26	12	85	147	0	702	849	(44)
BRADFORD EX VLG SCHOOLS	9013	DARKE	412	26	14	7	47	82	0	391	473	(24)
BRIDGEPORT EX VLG SCHOOLS	9015	BELMONT	561	36	20	9	65	112	0	533	645	(33)
CALDWELL EX VLG SCHOOLS	9019	NOBLE	530	34	19	9	62	106	0	503	609	(31)
CAREY EX VLG SCHOOLS	9021	WYANDOT	675	43	24	11	78	135	0	642	777	(40)
CARROLLTON EX VLG SCHOOLS	9023	CARROLL	1,511	97	53	25	175	301	0	1,435	1,736	(90)
CHAGRIN FALLS EX VLG SCHOOLS	9025	CUYAHOGA	1,996	128	70	33	231	398	0	1,896	2,294	(118)
CHESAPEAKE UNION EX VLG SCHOOLS	9029	LAWRENCE	898	58	31	15	104	179	0	853	1,032	(53)
CLYDE-GREEN SPRINGS EX VLG SCHOOLS	9031	SANDUSKY	1,593	102	56	26	184	317	0	1,513	1,830	(95)
COLDWATER EX VLG SCHOOLS	9033	MERCER	1,052	67	37	17	121	210	0	999	1,209	(62)
COLUMBIANA EX VLG SCHOOLS	9035	COLUMBIANA	759	49	27	13	89	151	0	720	871	(45)
COVINGTON EX VLG SCHOOLS	9037	MIAMI	620	40	22	10	72	124	0	589	713	(37)
CRESTLINE EX VLG SCHOOLS	9039	CRAWFORD	424	27	15	7	49	85	0	403	488	(25)
CROOKSVILLE EX VLG SCHOOLS	9041	PERRY	779	50	27	13	90	155	0	740	895	(46)
FAIRPORT HARBOR EX VLG SCHOOLS	9049	LAKE	496	32	17	8	57	99	0	471	570	(29)
GEORGETOWN EX VLG SCHOOLS	9053	BROWN	665	43	23	11	77	133	0	632	765	(39)
GIBSONBURG EX VLG SCHOOLS	9055	SANDUSKY	669	43	23	11	77	133	0	635	768	(40)
GRANVILLE EX VLG SCHOOLS	9059	LICKING	2,127	136	75	35	246	424	0	2,020	2,444	(126)
GREENFIELD EX VLG SCHOOLS	9061	HIGHLAND	1,408	90	49	23	162	280	0	1,337	1,617	(84)
HICKSVILLE EX VLG SCHOOLS	9065	DEFIANCE	787	50	28	13	91	157	0	747	904	(47)
HUBBARD EX VLG SCHOOLS	9067	TRUMBULL	1,176	75	41	19	135	234	0	1,117	1,351	(70)
INDIAN HILL EX VLG SCHOOLS	9069	HAMILTON	2,543	163	89	42	294	506	0	2,415	2,921	(151)
LEETONIA EX VLG SCHOOLS	9073	COLUMBIANA	484	31	17	8	56	96	0	460	556	(29)
LISBON EX VLG SCHOOLS	9075	COLUMBIANA	593	38	21	10	69	118	0	564	682	(35)
LOUDONVIL-PERRYSVIL EX VLG SCHOOLS	9077	ASHLAND	808	52	28	13	93	161	0	768	929	(48)
MARYSVILLE EX VLG SCHOOLS	9085	UNION	4,044	259	142	67	468	806	0	3,841	4,647	(240)
MECHANICSBURG EX VLG SCHOOLS	9087	CHAMPAIGN	597	38	21	10	69	119	0	567	686	(35)
MENTOR EX VLG SCHOOLS	9088	LAKE	7,079	454	248	117	819	1,410	0	6,724	8,134	(420)
MILFORD EX VLG SCHOOLS	9091	CLERMONT	4,847	311	170	80	561	966	0	4,604	5,570	(288)
MONTPELIER EX VLG SCHOOLS	9099	WILLIAMS	685	44	24	11	79	136	0	650	786	(41)
MT GILEAD EX VLG SCHOOLS	9101	MORROW	716	46	25	12	83	143	0	680	823	(42)
NEWCOMERSTOWN EX VLG SCHOOLS	9103	TUSCARAWAS	778	50	27	13	90	155	0	739	894	(46)
NEW RICHMOND EX VLG SCHOOLS	9106	CLERMONT	1,609	103	56	27	186	320	0	1,528	1,848	(95)
NEWTON FALLS EX VLG SCHOOLS	9107	TRUMBULL	656	42	23	11	76	131	0	624	755	(39)
PAULDING EX VLG SCHOOLS	9111	PAULDING	1,096	70	38	18	126	218	0	1,041	1,259	(65)
PERRYSBURG EX VLG SCHOOLS	9113	WOOD	4,302	276	151	71	498	857	0	4,086	4,943	(255)
RITTMAN EX VLG SCHOOLS	9117	WAYNE	728	47	26	12	85	145	0	692	837	(43)
ROSSFORD EX VLG SCHOOLS	9119	WOOD	1,550	99	54	26	179	309	0	1,473	1,782	(92)
TIPP CITY EX VLG SCHOOLS	9123	MIAMI	1,844	118	65	30	213	367	0	1,751	2,118	(109)
UPPER SANDUSKY EX VLG SCHOOLS	9125	WYANDOT	1,192	76	42	20	138	237	0	1,132	1,369	(71)
VERSAILLES EX VLG SCHOOLS	9127	DARKE	994	64	35	16	115	198	0	944	1,142	(59)
WAUSEON EX VLG SCHOOLS	9129	FULTON	1,281	82	45	21	148	255	0	1,217	1,472	(76)

STATE TEACHERS RETIREMENT SYSTEM OF OHIO
Schedule of Collective Other Post Employment Benefit Amounts by Employer
As of and for the year ended June 30, 2020
(Amounts in thousands)

Employer Name	Employer Code	County	Net OPEB Asset	Deferred Outflows of Resources			Deferred Inflows of Resources			OPEB Expense (Income)		
				Differences Between Expected and Actual Experience	Net Difference Between Projected and Actual Earnings on OPEB Plan Investments	Total Deferred Outflows of Resources	Differences Between Expected and Actual Experience	Net Difference Between Projected and Actual Earnings on OPEB Plan Investments	Total Deferred Inflows of Resources			
WELLINGTON EX VLG SCHOOLS	9131	LORAIN	770	49	27	13	89	153	0	731	884	(46)
MILTON-UNION EX VLG SCHOOLS	9139	MIAMI	1,023	66	36	17	119	204	0	972	1,176	(61)
WINDHAM EX VLG SCHOOLS	9142	PORTAGE	484	31	17	8	56	96	0	460	556	(29)
YELLOW SPRINGS EX VLG SCHOOLS	9147	GREENE	632	40	22	10	72	126	0	600	726	(37)
ALLEN CO BD DEVELOPMENTAL DISABILITIES	9202	ALLEN	32	2	1	1	4	6	0	30	36	(2)
ASHLAND CO AND DEVELOPMNTL DISABILITIES	9203	ASHLAND	71	5	2	1	8	14	0	68	82	(4)
ATHENS CO BD DEVELOPMENTAL DISABILITIES	9205	ATHENS	101	6	4	2	12	20	0	96	116	(6)
BELMONT CO BD DEVELOPMENTAL DISABILITIES	9207	BELMONT	53	3	2	1	6	11	0	50	61	(3)
BUTLER CO BD DEVELOPMENTAL DISABILITIES	9209	BUTLER	63	4	2	1	7	13	0	60	73	(4)
CARROLL CO BD DEVELOPMENTAL DISABILITIES	9210	CARROLL	44	3	2	1	6	9	0	41	50	(3)
CLERMONT COUNTY AUDITOR	9213	CLERMONT	148	10	5	2	17	30	0	141	171	(9)
CLINTON CO BD DEVELOPMENTAL DISABILITIES	9214	CLINTON	13	1	0	0	1	3	0	12	15	(1)
COLUMBIANA CO BD DEVELOPMNTL DISABILITIES	9215	COLUMBIANA	74	5	3	1	9	15	0	70	85	(4)
COSHOCOTON CO BD DEVELOPMNTL DISABILITIES	9216	COSHOCOTON	49	3	2	1	6	10	0	46	56	(3)
CRAWFORD CO BD DEVELOPMNTL DISABILITIES	9217	CRAWFORD	59	4	2	1	7	12	0	56	68	(4)
CUYAHOGA CO BD DEVELOPMNTL DISABILITIES	9218	CUYAHOGA	392	25	14	6	45	78	0	372	450	(23)
DEFIANCE CO & BD DEVELOPMNTL DISABILITIES	9220	DEFIANCE	86	6	3	1	10	17	0	82	99	(5)
FAIRFIELD CO BD DEVELOPMNTL DISABILITIES	9223	FAIRFIELD	100	6	4	2	12	20	0	95	115	(6)
FAYETTE CO BD DEVELOPMENTAL DISABILITIES	9224	FAYETTE	40	3	1	1	5	8	0	38	46	(2)
FRANKLIN CO BD DEVELOPMNTL DISABILITIES	9225	FRANKLIN	1,270	81	45	21	147	253	0	1,207	1,460	(75)
FULTON CO BD DEVELOPMENTAL DISABILITIES	9226	FULTON	12	1	0	0	1	2	0	12	14	(1)
GALLIA CO BD DEVELOPMENTAL DISABILITIES	9227	GALLIA	78	5	3	1	9	15	0	74	89	(5)
GEAUGA CO BD DEVELOPMENTAL DISABILITIES	9228	GEAUGA	14	1	0	0	1	3	0	13	16	(1)
GUERNSEY CO BD DEVELOPMNTL DISABILITIES	9230	GUERNSEY	1	0	0	0	0	0	0	1	1	0
HAMILTON CO BD DEVELOPMNTL DISABILITIES	9231	HAMILTON	266	17	9	4	30	53	0	253	306	(16)
HANCOCK CO BD DEVELOPMENTAL DISABILITIES	9232	HANCOCK	34	2	1	1	4	7	0	32	39	(2)
HARDIN CO BD DEVELOPMENTAL DISABILITIES	9233	HARDIN	62	4	2	1	7	12	0	59	71	(4)
HARRISON CO BD DEVELOPMNTL DISABILITIES	9234	HARRISON	21	1	1	0	2	4	0	20	24	(1)
HIGHLAND CO BD DEVELOPMNTL DISABILITIES	9236	HIGHLAND	31	2	1	1	4	6	0	30	36	(2)
HOLMES CO BD DEVELOPMENTAL DISABILITIES	9238	HOLMES	48	3	2	1	6	10	0	46	56	(3)
HURON CO BD DEVELOPMENTAL DISABILITIES	9239	HURON	20	1	1	0	2	4	0	19	23	(1)
JACKSON CO BD DEVELOPMENTAL DISABILITIES	9240	JACKSON	70	4	2	1	7	14	0	66	80	(4)
JEFFERSON CO BD DEVELOPMNTL DISABILITIES	9241	JEFFERSON	108	7	4	2	13	22	0	103	125	(6)
LAKE CO BD DEVELOPMENTAL DISABILITIES	9243	LAKE	87	6	3	1	10	17	0	83	100	(5)
LAWRENCE CO BD DEVELOPMNTL DISABILITIES	9244	LAWRENCE	80	5	3	1	9	16	0	76	92	(5)
LICKING CO BD DEVELOPMENTAL DISABILITIES	9245	LICKING	14	1	0	0	1	3	0	13	16	(1)
LOGAN CO DEVELOPMNTL DISABILITIES - JDC	9246	LOGAN	116	7	4	2	13	23	0	110	133	(7)
LORAIN CO BD DEVELOPMENTAL DISABILITIES	9247	LORAIN	219	14	8	4	26	44	0	208	252	(13)
MADISON CO BD DEVELOPMENTAL DISABILITIES	9249	MADISON	41	3	1	1	5	8	0	39	47	(2)
MAHONING CO BD DEVELOPMNTL DISABILITIES	9250	MAHONING	99	6	3	2	11	20	0	94	114	(6)
MEDINA CO BD DEVELOPMENTAL DISABILITIES	9252	MEDINA	188	12	7	3	22	38	0	179	217	(11)
MEIGS CO BD DEVELOPMENTAL DISABILITIES	9253	MEIGS	52	3	2	1	6	10	0	49	59	(3)
MONROE CO BD DEVELOPMENTAL DISABILITIES	9256	MONROE	26	2	1	0	3	5	0	25	30	(2)
MUSKINGUM CO BD DEVELOPMNTL DISABILITIES	9260	MUSKINGUM	93	6	3	2	11	19	0	89	108	(6)
PICKAWAY CO BD DEVELOPMNTL DISABILITIES	9265	PICKAWAY	12	1	0	0	1	2	0	12	14	(1)
PIKE CO BD DEVELOPMENTAL DISABILITIES	9266	PIKE	28	2	1	0	3	6	0	27	33	(2)
PORTAGE CO BD DEVELOPMENTAL DISABILITIES	9267	PORTAGE	67	4	2	1	7	13	0	63	76	(4)
RICHLAND CO BD DEVELOPMNTL DISABILITIES	9270	RICHLAND	47	3	2	1	6	9	0	44	53	(3)
ROSS CO BD DEVELOPMENTAL DISABILITIES	9271	ROSS	205	13	7	3	23	41	0	195	236	(12)
SANDUSKY CO BD DEVELOPMNTL DISABILITIES	9272	SANDUSKY	65	4	2	1	7	13	0	61	74	(4)
SCIOTO CO BD DEVELOPMENTAL DISABILITIES	9273	SCIOTO	94	6	3	2	11	19	0	89	108	(6)
SENECA CO BD DEVELOPMENTAL DISABILITIES	9274	SENECA	75	5	3	1	9	15	0	71	86	(4)

STATE TEACHERS RETIREMENT SYSTEM OF OHIO
Schedule of Collective Other Post Employment Benefit Amounts by Employer
As of and for the year ended June 30, 2020
(Amounts in thousands)

Employer Name	Employer Code	County	Net OPEB Asset	Deferred Outflows of Resources			Deferred Inflows of Resources			OPEB Expense (Income)		
				Differences Between Expected and Actual Experience	Net Difference Between Projected and Actual Earnings on OPEB Plan		Differences Between Expected and Actual Experience	Net Difference Between Projected and Actual Earnings on OPEB Plan			Proportionate Share of Plan OPEB Expense(Income)	
					Total Deferred Outflows of Resources	Changes of Assumptions		Total Deferred Inflows of Resources	Changes of Assumptions			
SHELBY CO BD DEVELOPMENTAL DISABILITIES	9275	SHELBY	154	10	5	3	18	31	0	146	177	(9)
STARK CO BD DEVELOPMENTAL DISABILITIES	9276	STARK	450	29	16	7	52	90	0	427	517	(27)
SUMMIT CO BD DEVELOPMENTAL DISABILITIES	9277	SUMMIT	102	7	4	2	13	20	0	97	117	(6)
TRUMBULL CO BD DEVELOPMNTL DISABILITIES	9278	TRUMBULL	403	26	14	7	47	80	0	383	463	(24)
TUSCARAWAS CO BD DEVELOPMNTL DISABLTIES	9279	TUSCARAWAS	50	3	2	1	6	10	0	48	58	(3)
UNION CO BD DEVELOPMENTAL DISABILITIES	9280	UNION	157	10	6	3	19	31	0	149	180	(9)
WARREN CO BD DEVELOPMENTAL DISABILITIES	9283	WARREN	12	1	0	0	1	2	0	11	13	(1)
WASHINGTON CO BD DEVELOPMNTL DISABLTIES	9284	WASHINGTON	83	5	3	1	9	17	0	79	96	(5)
WAYNE CO BD DEVELOPMENTAL DISABILITIES	9285	WAYNE	93	6	3	2	11	19	0	89	108	(6)
WOOD CO BD DEVELOPMENTAL DISABILITIES	9287	WOOD	80	5	3	1	9	16	0	76	92	(5)
WYANDOT CO BD DEVELOPMENTAL DISABILITIES	9288	WYANDOT	12	1	0	0	1	2	0	11	13	(1)
THE OHIO STATE UNIVERSITY	9301	FRANKLIN	85,406	5,472	2,993	1,410	9,875	17,012	0	81,122	98,134	(5,067)
BOWLING GREEN STATE UNIVERSITY	9302	WOOD	9,186	589	322	152	1,063	1,830	0	8,725	10,555	(545)
KENT STATE UNIVERSITY	9303	PORTAGE	18,719	1,199	656	309	2,164	3,728	0	17,780	21,508	(1,111)
MIAMI UNIVERSITY	9304	BUTLER	13,338	855	467	220	1,542	2,657	0	12,669	15,326	(791)
* OHIO UNIVERSITY	9305	ATHENS	15,281	980	528	247	1,755	3,034	0	14,502	17,536	(920)
CENTRAL STATE UNIVERSITY	9306	GREENE	1,084	69	38	18	125	216	0	1,030	1,246	(64)
THE UNIVERSITY OF AKRON	9417	SUMMIT	10,868	696	381	179	1,256	2,165	0	10,322	12,487	(645)
THE UNIVERSITY OF TOLEDO	9418	LUCAS	14,079	902	493	232	1,627	2,804	0	13,372	16,176	(835)
CUYAHOGA COMMUNITY COLLEGE	9419	CUYAHOGA	8,843	567	310	146	1,023	1,761	0	8,400	10,161	(525)
LORAIN COUNTY COMMUNITY COLLEGE	9420	LORAIN	3,203	205	112	53	370	638	0	3,042	3,680	(190)
CLARK STATE COMMUNITY COLLEGE	9421	CLARK	1,253	80	44	21	145	250	0	1,190	1,440	(74)
SINCLAIR COMMUNITY COLLEGE	9422	MONTGOMERY	5,634	361	197	93	651	1,122	0	5,351	6,473	(334)
LAKELAND COMMUNITY COLLEGE	9423	LAKE	2,719	174	95	45	314	542	0	2,583	3,125	(161)
COLUMBUS STATE COMMUNITY COLLEGE	9424	FRANKLIN	7,755	497	272	128	897	1,545	0	7,366	8,911	(460)
WRIGHT STATE UNIVERSITY	9425	GREENE	8,867	568	311	146	1,025	1,766	0	8,422	10,188	(526)
WASHINGTON STATE COMMUNITY COLLEGE	9426	WASHINGTON	560	36	20	9	65	112	0	532	644	(33)
SHAWNEE STATE UNIVERSITY	9427	SCIOTO	1,622	104	57	27	188	323	0	1,541	1,864	(96)
YOUNGSTOWN STATE UNIVERSITY	9428	MAHONING	5,530	354	194	91	639	1,101	0	5,252	6,353	(328)
EDISON COMMUNITY COLLEGE	9429	MIAMI	592	38	21	10	69	118	0	562	680	(35)
UNIVERSITY OF CINCINNATI	9430	HAMILTON	26,976	1,728	945	445	3,118	5,373	0	25,623	30,996	(1,601)
CLEVELAND STATE UNIVERSITY	9431	CUYAHOGA	8,332	534	292	138	964	1,660	0	7,914	9,574	(494)
NORTHEAST OHIO MEDICAL UNIVERSITY	9433	PORTAGE	1,633	105	57	27	189	325	0	1,551	1,876	(97)
STATE OF OHIO	9501	FRANKLIN	6,392	410	224	106	740	1,273	0	6,071	7,344	(379)
CENTRAL OHIO YOUTH CENTER	9503	UNION	28	2	1	0	3	6	0	27	33	(2)
NORTHERN BUCKEYE EDUCATION COUNCIL	9507	FULTON	10	1	0	0	1	2	0	9	11	(1)
MIAMI COUNTY JUVENILE PROGRAM	9515	MIAMI	14	1	0	0	1	3	0	13	16	(1)
MIDLAND COUNCIL OF GOVERNMENTS	9519	WAYNE	52	3	2	1	6	10	0	49	59	(3)
PORTAGE COUNTY DETENTION CTR	9521	PORTAGE	15	1	1	0	2	3	0	14	17	(1)
METROPOLITAN EDUCATIONAL TECH ASSOC	9527	MARION	13	1	0	0	1	3	0	13	16	(1)
ESC COUNCIL OF GOVERNMENTS	9531	FRANKLIN	4,942	317	173	82	572	984	0	4,694	5,678	(293)
CENTER FOR COLLABORATIVE SOLUTIONS	9536	HAMILTON	818	52	29	14	95	163	0	777	940	(49)
SW OHIO COUNCIL OF GOVERNMENTS	9537	WARREN	577	37	20	10	67	115	0	548	663	(34)
MAHONING VALLEY REGIONAL COUNCIL OF	9538	MAHONING	286	18	10	5	33	57	0	272	329	(17)
MIAMI VALLEY EDUCATIONAL COMPUTER	9554	GREENE	5	0	0	0	0	1	0	5	6	0
GREEN INSPIRATION ACADEMY	9602	CUYAHOGA	170	11	6	3	20	34	0	161	195	(10)
MIDDLEBURY ACADEMY	9603	SUMMIT	101	6	4	2	12	20	0	96	116	(6)
YOUNGSTOWN COMMUNITY SCHOOL	9605	MAHONING	211	14	7	3	24	42	0	201	243	(13)
CONSTELLATION OLD BROOKLYN COMM ELEM	9608	CUYAHOGA	221	14	8	4	26	44	0	210	254	(13)
CITY DAY COMMUNITY SCHOOL	9610	MONTGOMERY	106	7	4	2	13	21	0	101	122	(6)
AUTISM MODEL SCHOOL	9613	LUCAS	191	12	7	3	22	38	0	181	219	(11)
EDGE ACADEMY	9615	SUMMIT	128	8	4	2	14	26	0	122	148	(8)

STATE TEACHERS RETIREMENT SYSTEM OF OHIO
Schedule of Collective Other Post Employment Benefit Amounts by Employer
As of and for the year ended June 30, 2020
(Amounts in thousands)

Employer Name	Employer Code	County	Net OPEB Asset	Deferred Outflows of Resources			Deferred Inflows of Resources			OPEB Expense (Income)		
				Differences Between Expected and Actual Experience	Net Difference Between Projected and Actual Earnings on OPEB Plan Investments	Total Deferred Outflows of Resources	Differences Between Expected and Actual Experience	Net Difference Between Projected and Actual Earnings on OPEB Plan Investments	Total Deferred Inflows of Resources			
SUMMIT ACADEMY AKRON ELEM SCH	9617	SUMMIT	140	9	5	2	16	28	0	133	161	(8)
TOWPATH TRAIL HIGH SCHOOL	9619	SUMMIT	325	21	11	5	37	65	0	308	373	(19)
DOHN COMMUNITY HIGH SCHOOL	9622	HAMILTON	288	18	10	5	33	57	0	273	330	(17)
LIGHTHOUSE COMMUNITY SCHOOL	9623	HAMILTON	65	4	2	1	7	13	0	61	74	(4)
CINCINNATI COLLEGE PREP ACADEMY	9624	HAMILTON	531	34	19	9	62	106	0	505	611	(32)
QUEEN CITY CAREER PREP HS	9625	HAMILTON	35	2	1	1	4	7	0	33	40	(2)
RIVERSIDE ACADEMY	9627	HAMILTON	83	5	3	1	9	17	0	79	96	(5)
HORIZON SCIENCE ACADEMY CLEVELAND	9631	CUYAHOGA	258	17	9	4	30	51	0	245	296	(15)
INVICTUS HIGH SCHOOL	9634	CUYAHOGA	208	13	7	3	23	41	0	197	238	(12)
INTERGENERATIONAL SCHOOL	9636	CUYAHOGA	151	10	5	2	17	30	0	144	174	(9)
HORIZON SCIENCE ACADEMY COLUMBUS	9640	FRANKLIN	351	22	12	6	40	70	0	333	403	(21)
MILLENNIUM SCHOOL	9641	FRANKLIN	261	17	9	4	30	52	0	248	300	(15)
CITIZENS ACADEMY	9652	CUYAHOGA	248	16	9	4	29	49	0	235	284	(15)
TOLEDO SCHOOL FOR THE ARTS	9655	LUCAS	420	27	15	7	49	84	0	399	483	(25)
SUMMIT ACADEMY-CANTON	9659	STARK	134	9	5	2	16	27	0	127	154	(8)
GRAHAM SCHOOL	9662	FRANKLIN	725	46	25	12	83	144	0	689	833	(43)
RICHARD ALLEN PREPARATORY ACADEMY	9664	MONTGOMERY	335	21	12	6	39	67	0	318	385	(20)
CORNERSTONE ACADEMY	9665	FRANKLIN	378	24	13	6	43	75	0	359	434	(22)
T C P WORLD ACADEMY	9667	HAMILTON	205	13	7	3	23	41	0	194	235	(12)
STARK HIGH SCHOOL	9671	STARK	35	2	1	1	4	7	0	33	40	(2)
SKYWAY CAREER PREP HS	9672	LUCAS	41	3	1	1	5	8	0	39	47	(2)
FOCUS LEARNING ACADEMY EAST	9673	FRANKLIN	85	5	3	1	9	17	0	81	98	(5)
RANDALL PARK HIGH SCHOOL	9674	CUYAHOGA	28	2	1	0	3	6	0	27	33	(2)
MARSHALL HIGH SCHOOL	9675	BUTLER	166	11	6	3	20	33	0	158	191	(10)
CLIFF PARK HIGH SCHOOL	9676	CLARK	86	5	3	1	9	17	0	81	98	(5)
RIVER GATE HIGH SCHOOL	9677	TRUMBULL	55	4	2	1	7	11	0	52	63	(3)
DAYTON LEADERSHIP ACAD-DAYTON VIEW	9678	MONTGOMERY	316	20	11	5	36	63	0	301	364	(19)
CONSTELLATION PARMA COMMUNITY	9679	CUYAHOGA	714	46	25	12	83	142	0	678	820	(42)
CONSTELLATION WESTPARK COMM ELEM	9682	CUYAHOGA	156	10	5	3	18	31	0	148	179	(9)
CONSTELLATION ELYRIA COMMUNITY	9683	LORAIN	247	16	9	4	29	49	0	234	283	(15)
CONSTELLATION LORAIN COMM ELEM	9684	LORAIN	126	8	4	2	14	25	0	120	145	(7)
SCIOTOVILLE COMMUNITY SCHOOL	9685	SCIOTO	228	15	8	4	27	45	0	216	261	(14)
WEST PREPARATORY ACADEMY	9689	CUYAHOGA	69	4	2	1	7	14	0	65	79	(4)
PHOENIX COMMUNITY LEARNING CENTER	9691	HAMILTON	267	17	9	4	30	53	0	253	306	(16)
SUMMIT ACADEMY-LORAIN	9692	LORAIN	91	6	3	1	10	18	0	86	104	(5)
SUMMIT ACADEMY-MIDDLETOWN	9693	BUTLER	99	6	3	2	11	20	0	94	114	(6)
THE AUTISM ACADEMY OF LEARNING	9695	LUCAS	60	4	2	1	7	12	0	57	69	(4)
YOUTHBUILD COLUMBUS COMMUNITY SCH	9696	FRANKLIN	107	7	4	2	13	21	0	102	123	(6)
WASHINGTON PARK COMMUNITY SCHOOL	9697	CUYAHOGA	110	7	4	2	13	22	0	104	126	(7)
HAMILTON CTY MATH AND SCIENCE	9702	HAMILTON	334	21	12	6	39	67	0	317	384	(20)
SUMMIT ACADEMY AKRON MIDDLE SCH	9705	SUMMIT	83	5	3	1	9	17	0	79	96	(5)
THE ARTS AND COLLEGE PREP ACAD	9707	FRANKLIN	252	16	9	4	29	50	0	240	290	(15)
SUMMIT ACADEMY-XENIA	9708	GREENE	207	13	7	3	23	41	0	197	238	(12)
TRECA DIGITAL ACADEMY	9709	MARION	645	41	23	11	75	128	0	613	741	(38)
OHIO DISTANCE AND ELEC LEARNING ACAD	9712	LUCAS	740	47	26	12	85	147	0	703	850	(44)
BLACK RIVER CAREER PREP HS	9713	LORAIN	48	3	2	1	6	10	0	46	56	(3)
FOCUS LEARNING ACADEMY WEST	9716	FRANKLIN	98	6	3	2	11	20	0	93	113	(6)
FOCUS LEARNING ACADEMY NORTH	9717	FRANKLIN	226	14	8	4	26	45	0	215	260	(13)
MOUND STREET ACADEMIES	9724	MONTGOMERY	154	10	5	3	18	31	0	146	177	(9)
NORTH DAYTON SCHOOL OF DISCOVERY	9725	MONTGOMERY	173	11	6	3	20	34	0	164	198	(10)
TROTWOOD PREP AND FITNESS ACADEMY	9726	MONTGOMERY	220	14	8	4	26	44	0	209	253	(13)
MIDDLETOWN PREP AND FITNESS ACADEMY	9727	BUTLER	188	12	7	3	22	37	0	178	215	(11)

STATE TEACHERS RETIREMENT SYSTEM OF OHIO
Schedule of Collective Other Post Employment Benefit Amounts by Employer
As of and for the year ended June 30, 2020
(Amounts in thousands)

Employer Name	Employer Code	County	Net OPEB Asset	Deferred Outflows of Resources			Deferred Inflows of Resources			OPEB Expense (Income)	
				Differences Between Expected and Actual Experience	Net Difference Between Projected and Actual Earnings on OPEB Plan Investments	Total Deferred Outflows of Resources	Differences Between Expected and Actual Experience	Net Difference Between Projected and Actual Earnings on OPEB Plan Investments	Total Deferred Inflows of Resources		
HOPE ACADEMY NORTHCOAST CAMPUS	9733	CUYAHOGA	125	8	4	14	25	0	119	144	(7)
OHIO VIRTUAL ACADEMY	9735	LUCAS	3,025	194	106	350	603	0	2,874	3,477	(180)
MIAMI VALLEY ACADEMIES	9737	MONTGOMERY	66	4	2	7	13	0	63	76	(4)
GREAT WESTERN ACADEMY	9742	FRANKLIN	405	26	14	47	81	0	385	466	(24)
INTERNATIONAL ACADEMY OF COLUMBUS	9743	FRANKLIN	141	9	5	16	28	0	134	162	(8)
WEST CENTRAL LEARNING ACADEMY	9746	ALLEN	37	2	1	4	7	0	35	42	(2)
LAKE ERIE INTERNATIONAL HIGH SCH	9749	CUYAHOGA	98	6	3	11	20	0	93	113	(6)
TOMORROW CENTER	9750	MORROW	0	0	0	0	0	0	0	0	0
GOAL DIGITAL ACADEMY	9756	RICHLAND	337	22	12	40	67	0	320	387	(20)
CONSTELLATION PURITAS COMM ELEM	9760	CUYAHOGA	136	9	5	16	27	0	129	156	(8)
GLASS CITY ACADEMY	9764	LUCAS	138	9	5	16	27	0	131	158	(8)
PATHWAY SCHOOL OF DISCOVERY	9765	MONTGOMERY	233	15	8	27	46	0	221	267	(14)
ALLIANCE ACADEMY	9766	HAMILTON	256	16	9	29	51	0	243	294	(15)
OHIO CONNECTIONS ACADEMY	9774	CUYAHOGA	1,345	86	47	155	268	0	1,277	1,545	(80)
QUAKER DIGITAL ACADEMY	9776	TUSCARAWAS	235	15	8	27	47	0	224	271	(14)
FOX FIRE HIGH SCHOOL	9783	MUSKINGUM	170	11	6	20	34	0	161	195	(10)
HORIZON SCIENCE ACADEMY TOLEDO	9793	LUCAS	337	22	12	40	67	0	320	387	(20)
ASHTABULA COUNTY TECH CAREER CTR	9801	ASHTABULA	822	53	29	96	164	0	781	945	(49)
EASTLAND-FAIRFIELD JVS	9804	FRANKLIN	1,540	99	54	178	307	0	1,463	1,770	(91)
EHOVE JVS	9805	ERIE	1,087	70	38	126	216	0	1,032	1,248	(64)
FOUR COUNTY JVS	9806	FULTON	1,282	82	45	148	255	0	1,218	1,473	(76)
GREENE COUNTY JVS	9807	GREENE	981	63	34	113	195	0	932	1,127	(58)
KNOX COUNTY CAREER CENTER	9808	KNOX	740	47	26	85	147	0	702	849	(44)
AUBURN CAREER CENTER	9809	LAKE	570	36	20	65	113	0	541	654	(34)
MID-EAST CAREER AND TECHNOLOGY CTR	9811	MUSKINGUM	1,237	79	43	20	246	0	1,175	1,421	(73)
PENTA COUNTY VOCATIONAL SCHOOL	9812	WOOD	2,181	140	76	36	434	0	2,071	2,505	(129)
PIKE COUNTY JVS	9813	PIKE	410	26	14	7	82	0	389	471	(24)
PIONEER JVS	9814	RICHLAND	1,329	85	47	22	154	0	1,262	1,527	(79)
VANGUARD-SENTINEL CAREER CENTER	9815	SANDUSKY	865	55	30	14	99	0	821	993	(51)
SPRINGFIELD-CLARK CTC	9816	CLARK	848	54	30	14	98	0	806	975	(50)
TRI COUNTY CAREER CENTER	9818	ATHENS	535	34	19	9	107	0	508	615	(32)
TRUMBULL CAREER AND TECH CENTER	9819	TRUMBULL	1,193	76	42	20	138	0	1,133	1,371	(71)
WAYNE COUNTY JVS	9820	WAYNE	945	61	33	16	110	0	897	1,085	(56)
EASTERN GATEWAY COMMUNITY COLLEGE	9822	JEFFERSON	2,161	138	76	36	430	0	2,052	2,482	(128)
BELMONT-HARRISON AREA JVS	9824	BELMONT	506	32	18	8	101	0	480	581	(30)
LORAIN COUNTY JVS	9825	LORAIN	1,284	82	45	21	256	0	1,220	1,476	(76)
MIAMI VALLEY CAREER TECHNOLOGY CTR	9827	MONTGOMERY	2,730	175	96	45	544	0	2,593	3,137	(162)
SCIOTO COUNTY CAREER TECHNICAL CENTER	9828	SCIOTO	732	47	26	12	146	0	696	842	(43)
NORTHWEST STATE COMMUNITY COLLEGE	9829	FULTON	816	52	29	13	94	0	775	937	(48)
NORTH CENTRAL STATE COLLEGE	9831	RICHLAND	613	39	21	10	122	0	583	705	(36)
CINCINNATI ST TECH AND COMM COLLEGE	9833	HAMILTON	2,668	171	94	44	532	0	2,535	3,067	(158)
WASHINGTON COUNTY JVS	9836	WASHINGTON	510	33	18	8	102	0	485	587	(30)
TERRA COMMUNITY COLLEGE	9837	SANDUSKY	622	40	22	10	124	0	591	715	(37)
MAHONING CTY CAREER AND TECH CTR	9838	MAHONING	881	56	31	15	176	0	837	1,013	(52)
OWENS STATE COMM COLLEGE	9839	WOOD	2,504	160	88	41	499	0	2,378	2,877	(149)
GREAT OAKS CAREER CAMPUSES	9840	HAMILTON	4,472	287	157	74	891	0	4,247	5,138	(265)
HOCKING COLLEGE	9841	ATHENS	934	60	33	15	186	0	887	1,073	(55)
CUYAHOGA VALLEY CAREER CENTER	9842	CUYAHOGA	899	58	32	15	179	0	854	1,033	(53)
CAREER AND TECH CTRS OF LICKING CO	9844	LIICKING	990	63	35	16	197	0	940	1,137	(59)
SOUTHERN HILLS JVS	9845	BROWN	420	27	15	7	84	0	399	483	(25)
GALLIA-JACKSON-VINTON JVS	9847	GALLIA	834	53	29	14	166	0	792	958	(49)
ZANE STATE COLLEGE	9848	MUSKINGUM	574	37	20	9	114	0	545	659	(34)

STATE TEACHERS RETIREMENT SYSTEM OF OHIO
Schedule of Collective Other Post Employment Benefit Amounts by Employer
As of and for the year ended June 30, 2020
(Amounts in thousands)

Employer Name	Employer Code	County	Net OPEB Asset	Deferred Outflows of Resources			Deferred Inflows of Resources			OPEB Expense (Income)		
				Differences Between Expected and Actual Experience	Net Difference Between Projected and Actual Earnings on OPEB Plan		Differences Between Expected and Actual Experience	Net Difference Between Projected and Actual Earnings on OPEB Plan			Proportionate Share of Plan OPEB Expense(Income)	
					Total Deferred Outflows of Resources	Changes of Assumptions		Total Deferred Inflows of Resources	Changes of Assumptions			
MEDINA COUNTY JVS	9849	MEDINA	1,076	69	38	18	125	214	0	1,022	1,236	(64)
BELMONT COLLEGE	9851	BELMONT	432	28	15	7	50	86	0	411	497	(26)
ASHLAND COUNTY-WEST HOLMES JVS	9852	ASHLAND	451	29	16	7	52	90	0	429	519	(27)
MARION TECHNICAL COLLEGE	9854	MARION	783	50	27	13	90	156	0	744	900	(46)
CENTRAL OHIO TECHNICAL COLLEGE	9855	LICKING	1,036	66	36	17	119	206	0	984	1,190	(61)
RHODES STATE COLLEGE	9858	ALLEN	824	53	29	14	96	164	0	783	947	(49)
OHIO HI-POINT JVS	9860	LOGAN	986	63	35	16	114	196	0	936	1,132	(58)
TOLLES CAREER AND TECH CENTER	9861	MADISON	921	59	32	15	106	183	0	874	1,057	(55)
COLUMBIANA COUNTY JVS	9862	COLUMBIANA	455	29	16	8	53	91	0	432	523	(27)
PICKAWAY-ROSS COUNTY JVS	9863	ROSS	1,429	92	50	24	166	285	0	1,358	1,643	(85)
DELAWARE COUNTY JVS	9864	DELAWARE	947	61	33	16	110	189	0	900	1,089	(56)
MAPLEWOOD CAREER CENTER	9865	PORTAGE	704	45	25	12	82	140	0	669	809	(42)
UPPER VALLEY JVS	9866	MIAMI	1,327	85	47	22	154	264	0	1,261	1,525	(79)
BUTLER TECHNOLOGY & CAREER DEVELOPMENT	9867	BUTLER	3,321	213	116	55	384	661	0	3,154	3,815	(197)
APOLLO JVS	9869	ALLEN	991	63	35	16	114	197	0	941	1,138	(59)
POLARIS CAREER CENTER	9870	CUYAHOGA	1,045	67	37	17	121	208	0	993	1,201	(62)
BUCKEYE JVS	9871	TUSCARAWAS	1,091	70	38	18	126	217	0	1,036	1,253	(65)
U S GRANT JVS	9872	CLERMONT	471	30	17	8	55	94	0	448	542	(28)
VANTAGE CAREER CENTER	9873	VAN WERT	532	34	19	9	62	106	0	506	612	(32)
TRI-RIVERS JVS	9874	MARION	718	46	25	12	83	143	0	682	825	(43)
WARREN COUNTY JVS	9876	WARREN	1,326	85	46	22	153	264	0	1,259	1,523	(79)
STARK COUNTY JVS	9877	STARK	530	34	19	9	62	106	0	503	609	(31)
PORTAGE LAKES JVS	9878	SUMMIT	501	32	18	8	58	100	0	476	576	(30)
JEFFERSON COUNTY JVS	9879	JEFFERSON	298	19	10	5	34	59	0	283	342	(18)
LAWRENCE COUNTY JVS	9880	LAWRENCE	936	60	33	15	108	187	0	889	1,076	(56)
SOUTHERN STATE COMMUNITY COLLEGE	9881	CLINTON	644	41	23	11	75	128	0	612	740	(38)
COSHOCTON COUNTY JVS	9883	COSHOCTON	247	16	9	4	29	49	0	234	283	(15)
STARK STATE COLLEGE	9884	STARK	3,331	213	117	55	385	664	0	3,164	3,828	(198)
AKRON PUBLIC SCHOOLS	C001	SUMMIT	22,841	1,464	800	377	2,641	4,550	0	21,695	26,245	(1,355)
CANTON CITY SCHOOLS	C002	STARK	9,089	582	319	150	1,051	1,810	0	8,633	10,443	(539)
CINCINNATI CITY SCHOOLS	C003	HAMILTON	33,792	2,165	1,184	558	3,907	6,731	0	32,097	38,828	(2,005)
CLEVELAND METROPOLITAN SCHOOLS	C004	CUYAHOGA	41,491	2,659	1,454	685	4,798	8,264	0	39,410	47,674	(2,462)
COLUMBUS CITY SCHOOLS	C005	FRANKLIN	49,560	3,176	1,737	818	5,731	9,872	0	47,074	56,946	(2,940)
DAYTON CITY SCHOOLS	C006	MONTGOMERY	10,893	698	382	180	1,260	2,170	0	10,347	12,517	(646)
TOLEDO PUBLIC SCHOOLS	C007	LUCAS	23,172	1,485	812	383	2,680	4,615	0	22,009	26,624	(1,375)
YOUNGSTOWN CITY SCHOOLS	C008	MAHONING	5,555	356	195	92	643	1,106	0	5,276	6,382	(330)
AURORA CITY SCHOOLS	C009	PORTAGE	2,884	185	101	48	334	574	0	2,740	3,314	(171)
ALLIANCE CITY SCHOOLS	C010	STARK	2,531	162	89	42	293	504	0	2,404	2,908	(150)
ASHLAND CITY SCHOOLS	C011	ASHLAND	2,175	139	76	36	251	433	0	2,066	2,499	(129)
ASHTABULA AREA CITY SCHOOLS	C012	ASHTABULA	2,466	158	86	41	285	491	0	2,343	2,834	(146)
ATHENS CITY SCHOOLS	C013	ATHENS	2,315	148	81	38	267	461	0	2,199	2,660	(137)
BARBERTON CITY SCHOOLS	C014	SUMMIT	3,173	203	111	52	366	632	0	3,014	3,646	(188)
BAY VILLAGE CITY SCHOOLS	C015	CUYAHOGA	2,588	166	91	43	300	515	0	2,458	2,973	(154)
BEDFORD CITY SCHOOLS	C016	CUYAHOGA	3,117	200	109	51	360	621	0	2,961	3,582	(185)
BELLAIRE CITY SCHOOLS	C017	BELMONT	670	43	23	11	77	133	0	636	769	(40)
BEACHWOOD CITY SCHOOLS	C018	CUYAHOGA	2,497	160	88	41	289	497	0	2,372	2,869	(148)
BELLEFONTAINE CITY SCHOOLS	C019	LOGAN	1,848	118	65	30	213	368	0	1,755	2,123	(110)
AVON LAKE CITY SCHOOLS	C020	LORAIN	2,902	186	102	48	336	578	0	2,757	3,335	(172)
BELLEVUE CITY SCHOOLS	C021	HURON	1,495	96	52	25	173	298	0	1,420	1,718	(89)
BELPRE CITY SCHOOLS	C022	WASHINGTON	608	39	21	10	70	121	0	578	699	(36)
BEREA CITY SCHOOLS	C023	CUYAHOGA	5,572	357	195	92	644	1,110	0	5,293	6,403	(331)
BEXLEY CITY SCHOOLS	C025	FRANKLIN	2,622	168	92	43	303	522	0	2,490	3,012	(156)

STATE TEACHERS RETIREMENT SYSTEM OF OHIO
Schedule of Collective Other Post Employment Benefit Amounts by Employer
As of and for the year ended June 30, 2020
(Amounts in thousands)

Employer Name	Employer Code	County	Net OPEB Asset	Deferred Outflows of Resources			Deferred Inflows of Resources			OPEB Expense (Income)		
				Differences Between Expected and Actual Experience	Net Difference Between Projected and Actual Earnings on OPEB Plan Investments	Total Deferred Outflows of Resources	Differences Between Expected and Actual Experience	Net Difference Between Projected and Actual Earnings on OPEB Plan Investments	Total Deferred Inflows of Resources			
BOWLING GREEN CITY SCHOOLS	C027	WOOD	2,136	137	75	35	247	425	0	2,029	2,454	(127)
BRECKSVILLE-BROADVIEW HTS CITY SCH	C028	CUYAHOGA	3,541	227	124	58	409	705	0	3,363	4,068	(210)
BROOKLYN CITY SCHOOLS	C029	CUYAHOGA	1,114	71	39	18	128	222	0	1,058	1,280	(66)
BRUNSWICK CITY SCHOOLS	C030	MEDINA	5,267	337	185	87	609	1,049	0	5,003	6,052	(313)
BRYAN CITY SCHOOLS	C031	WILLIAMS	1,603	103	56	26	185	319	0	1,523	1,842	(95)
BUCYRUS CITY SCHOOLS	C033	CRAWFORD	921	59	32	15	106	183	0	874	1,057	(55)
CAMBRIDGE CITY SCHOOLS	C035	GUERNSEY	1,381	88	48	23	159	275	0	1,311	1,586	(82)
CAMPBELL CITY SCHOOLS	C037	MAHONING	1,054	68	37	17	122	210	0	1,001	1,211	(63)
CELINA CITY SCHOOLS	C041	MERCER	2,219	142	78	37	257	442	0	2,107	2,549	(132)
CENTERVILLE CITY SCHOOLS	C042	MONTGOMERY	7,853	503	275	130	908	1,564	0	7,459	9,023	(466)
CHILLICOTHE CITY SCHOOLS	C043	ROSS	1,910	122	67	32	221	380	0	1,814	2,194	(113)
CIRCLEVILLE CITY SCHOOLS	C047	PICKAWAY	1,735	111	61	29	201	346	0	1,648	1,994	(103)
CLEVELAND HTS-UNIV HTS CITY SCHOOLS	C051	CUYAHOGA	7,038	451	247	116	814	1,402	0	6,685	8,087	(418)
CONNEAUT CITY SCHOOLS	C055	ASHTABULA	1,155	74	40	19	133	230	0	1,097	1,327	(69)
COPLEY-FAIRLAWN CITY SCHOOLS	C056	SUMMIT	2,670	171	94	44	309	532	0	2,536	3,068	(158)
COSHOCTON CITY SCHOOLS	C057	COSHOCTON	1,281	82	45	21	148	255	0	1,216	1,471	(76)
CUYAHOGA FALLS CITY SCHOOLS	C059	SUMMIT	3,503	224	123	58	405	698	0	3,327	4,025	(208)
DEER PARK CITY SCHOOLS	C063	HAMILTON	1,060	68	37	18	123	211	0	1,007	1,218	(63)
DEFIANCE CITY SCHOOLS	C065	DEFIANCE	1,949	125	68	32	225	388	0	1,851	2,239	(116)
DELAWARE CITY SCHOOLS	C067	DELAWARE	4,347	279	152	72	503	866	0	4,129	4,995	(258)
DELPHOS CITY SCHOOLS	C069	VAN WERT	697	45	24	12	81	139	0	662	801	(41)
DOVER CITY SCHOOLS	C071	TUSCARAWAS	1,877	120	66	31	217	374	0	1,783	2,157	(111)
DUBLIN CITY SCHOOLS	C072	FRANKLIN	16,734	1,072	586	276	1,934	3,333	0	15,894	19,227	(993)
EAST CLEVELAND CITY SCHOOLS	C073	CUYAHOGA	2,440	156	86	40	282	486	0	2,318	2,804	(145)
EAST LIVERPOOL CITY SCHOOLS	C075	COLUMBIANA	1,735	111	61	29	201	346	0	1,648	1,994	(103)
EAST PALESTINE CITY SCHOOLS	C077	COLUMBIANA	637	41	22	11	74	127	0	605	732	(38)
EATON COMMUNITY SCHOOLS	C078	PREBLE	1,339	86	47	22	155	267	0	1,272	1,539	(79)
ELYRIA CITY SCHOOLS	C079	LORAIN	5,402	346	189	89	624	1,076	0	5,131	6,207	(321)
EDGEWOOD CITY SCHOOLS	C080	BUTLER	2,573	165	90	42	297	512	0	2,444	2,956	(153)
EUCLID CITY SCHOOLS	C081	CUYAHOGA	4,772	306	167	79	552	951	0	4,533	5,484	(283)
FAIRBORN CITY SCHOOLS	C083	GREENE	2,998	192	105	49	346	597	0	2,848	3,445	(178)
FAIRFIELD CITY SCHOOLS	C084	BUTLER	6,795	435	238	112	785	1,354	0	6,455	7,809	(403)
FAIRVIEW PARK CITY SCHOOLS	C085	CUYAHOGA	1,616	104	57	27	188	322	0	1,535	1,857	(96)
FINDLAY CITY SCHOOLS	C087	HANCOCK	4,494	288	157	74	519	895	0	4,269	5,164	(267)
FOSTORIA CITY SCHOOLS	C089	HANCOCK	1,341	86	47	22	155	267	0	1,274	1,541	(80)
FRANKLIN CITY SCHOOLS	C091	WARREN	2,295	147	80	38	265	457	0	2,180	2,637	(136)
FREMONT CITY SCHOOLS	C093	SANDUSKY	3,021	194	106	50	350	602	0	2,869	3,471	(179)
GAHANNA-JEFFERSON CITY SCHOOLS	C094	FRANKLIN	6,960	446	244	115	805	1,386	0	6,611	7,997	(413)
GALION CITY SCHOOLS	C095	CRAWFORD	1,276	82	45	21	148	254	0	1,212	1,466	(76)
GALLIPOLIS CITY SCHOOLS	C097	GALLIA	1,223	78	43	20	141	244	0	1,162	1,406	(73)
GARFIELD HTS CITY SCHOOLS	C099	CUYAHOGA	3,069	197	108	51	356	611	0	2,915	3,526	(182)
GENEVA AREA CITY SCHOOLS	C100	ASHTABULA	1,490	95	52	25	172	297	0	1,416	1,713	(88)
GIRARD CITY SCHOOLS	C101	TRUMBULL	1,318	84	46	22	152	263	0	1,252	1,515	(78)
GRANDVIEW HTS CITY SCHOOLS	C103	FRANKLIN	1,399	90	49	23	162	279	0	1,328	1,607	(83)
WINTON WOODS CITY SCHOOLS	C104	HAMILTON	3,359	215	118	55	388	669	0	3,190	3,859	(199)
GREENVILLE CITY SCHOOLS	C105	DARKE	1,859	119	65	31	215	370	0	1,766	2,136	(110)
HARRISON HILLS CITY SCHOOLS	C106	HARRISON	987	63	35	16	114	197	0	938	1,135	(59)
HAMILTON CITY SCHOOLS	C107	BUTLER	7,685	492	269	127	888	1,531	0	7,299	8,830	(456)
HEATH CITY SCHOOLS	C108	LICKING	1,179	76	41	19	136	235	0	1,120	1,355	(70)
HILLSBORO CITY SCHOOLS	C109	HIGHLAND	1,777	114	62	29	205	354	0	1,688	2,042	(105)
HURON CITY SCHOOLS	C110	ERIE	1,043	67	37	17	121	208	0	991	1,199	(62)
IRONTON CITY SCHOOLS	C111	LAWRENCE	950	61	33	16	110	189	0	902	1,091	(56)

STATE TEACHERS RETIREMENT SYSTEM OF OHIO
Schedule of Collective Other Post Employment Benefit Amounts by Employer
As of and for the year ended June 30, 2020
(Amounts in thousands)

Employer Name	Employer Code	County	Net OPEB Asset	Deferred Outflows of Resources			Deferred Inflows of Resources			OPEB Expense (Income)		
				Differences Between Expected and Actual Experience	Net Difference Between Projected and Actual Earnings on OPEB Plan		Differences Between Expected and Actual Experience	Net Difference Between Projected and Actual Earnings on OPEB Plan			Total Deferred Inflows of Resources	Proportionate Share of Plan OPEB Expense(Income)
					Investments	Changes of Assumptions		Investments	Changes of Assumptions			
HUBER HEIGHTS CITY SCHOOLS	C112	MONTGOMERY	4,730	303	166	78	547	942	0	4,493	5,435	(281)
JACKSON CITY SCHOOLS	C113	JACKSON	1,745	112	61	29	202	348	0	1,658	2,006	(104)
KENT CITY SCHOOLS	C115	PORTAGE	3,644	233	128	60	621	726	0	3,461	4,187	(216)
KENTON CITY SCHOOLS	C117	HARDIN	1,423	91	50	23	424	283	0	1,351	1,634	(84)
KETTERING CITY SCHOOLS	C118	MONTGOMERY	7,439	477	261	123	861	1,482	0	7,066	8,548	(441)
LAKEWOOD CITY SCHOOLS	C119	CUYAHOGA	5,462	350	191	90	631	1,088	0	5,188	6,276	(324)
LANCASTER CITY SCHOOLS	C121	FAIRFIELD	4,914	315	172	81	568	979	0	4,668	5,647	(292)
LEBANON CITY SCHOOLS	C122	WARREN	3,521	226	123	58	407	701	0	3,344	4,045	(209)
LIMA CITY SCHOOLS	C123	ALLEN	3,690	236	129	61	426	735	0	3,505	4,240	(219)
LOCKLAND CITY SCHOOLS	C127	HAMILTON	476	30	17	8	55	95	0	452	547	(28)
LOUISVILLE CITY SCHOOLS	C128	STARK	1,844	118	65	30	213	367	0	1,752	2,119	(109)
LONDON CITY SCHOOLS	C131	MADISON	1,386	89	49	23	161	276	0	1,316	1,592	(82)
LOVELAND CITY SCHOOLS	C132	HAMILTON	3,932	252	138	65	455	783	0	3,735	4,518	(233)
LORAIN CITY SCHOOLS	C133	LORAIN	6,114	392	214	101	707	1,218	0	5,808	7,026	(363)
MADEIRA CITY SCHOOLS	C134	HAMILTON	1,520	97	53	25	175	303	0	1,444	1,747	(90)
MANSFIELD CITY SCHOOLS	C135	RICHLAND	3,216	206	113	53	372	640	0	3,054	3,694	(191)
MAPLE HEIGHTS CITY SCHOOLS	C137	CUYAHOGA	2,697	173	95	45	313	537	0	2,562	3,099	(160)
MARIETTA CITY SCHOOLS	C139	WASHINGTON	1,710	110	60	28	198	341	0	1,624	1,965	(101)
MARIEMONT CITY SCHOOLS	C140	HAMILTON	1,656	106	58	27	191	330	0	1,573	1,903	(98)
MARION CITY SCHOOLS	C141	MARION	3,934	252	138	65	455	784	0	3,737	4,521	(233)
MARTINS FERRY CITY SCHOOLS	C143	BELMONT	1,086	70	38	18	126	216	0	1,032	1,248	(64)
MASON CITY SCHOOLS	C144	WARREN	8,613	552	302	142	996	1,716	0	8,181	9,897	(511)
MASSILLON CITY SCHOOLS	C145	STARK	3,224	207	113	53	373	642	0	3,062	3,704	(191)
MAUMEE CITY SCHOOLS	C147	LUCAS	2,365	152	83	39	274	471	0	2,247	2,718	(140)
MAYFIELD CITY SCHOOLS	C149	CUYAHOGA	5,053	324	177	83	584	1,007	0	4,800	5,807	(300)
MEDINA CITY SCHOOLS	C151	MEDINA	6,270	402	220	104	726	1,249	0	5,956	7,205	(372)
MIAMISBURG CITY SCHOOLS	C153	MONTGOMERY	4,299	275	151	71	497	856	0	4,084	4,940	(255)
MIDDLETOWN CITY SCHOOLS	C155	BUTLER	4,563	292	160	75	527	909	0	4,334	5,243	(271)
MT HEALTHY CITY SCHOOLS	C157	HAMILTON	2,765	177	97	46	320	551	0	2,626	3,177	(164)
MT VERNON CITY SCHOOLS	C159	KNOX	2,943	189	103	49	341	586	0	2,795	3,381	(175)
NAPOLEON AREA SCHOOLS	C161	HENRY	1,478	95	52	24	171	294	0	1,403	1,697	(88)
NELSONVILLE-YORK CITY SCHOOLS	C163	ATHENS	926	59	32	15	106	184	0	880	1,064	(55)
NEWARK CITY SCHOOLS	C165	LICKING	4,907	314	172	81	567	977	0	4,661	5,638	(291)
NEW LEXINGTON CITY SCHOOLS	C168	PERRY	1,294	83	45	21	149	258	0	1,229	1,487	(77)
NEW PHILADELPHIA CITY SCHOOLS	C169	TUSCARAWAS	2,300	147	81	38	266	458	0	2,185	2,643	(136)
NORTHMONT CITY SCHOOLS	C170	MONTGOMERY	4,168	267	146	69	482	830	0	3,959	4,789	(247)
NILES CITY SCHOOLS	C171	TRUMBULL	1,608	103	56	27	186	320	0	1,528	1,848	(95)
NORTH CANTON CITY SCHOOLS	C172	STARK	3,208	206	112	53	371	639	0	3,047	3,686	(190)
NORTH COLLEGE HILL CITY SCHOOLS	C173	HAMILTON	1,363	87	48	23	158	271	0	1,295	1,566	(81)
NORDONIA HILLS CITY SCHOOLS	C174	SUMMIT	3,012	193	106	50	349	600	0	2,861	3,461	(179)
NORTH OLMSTED CITY SCHOOLS	C175	CUYAHOGA	4,097	263	144	68	475	816	0	3,891	4,707	(243)
NORTH ROYALTON CITY SCHOOLS	C176	CUYAHOGA	3,686	236	129	61	426	734	0	3,501	4,235	(219)
NORWALK CITY SCHOOLS	C177	HURON	1,901	122	67	31	220	379	0	1,806	2,185	(113)
NORTH RIDGEVILLE CITY SCHOOLS	C178	LORAIN	3,013	193	106	50	349	600	0	2,861	3,461	(179)
NORWOOD CITY SCHOOLS	C179	HAMILTON	2,005	128	70	33	231	399	0	1,904	2,303	(119)
NORTON CITY SCHOOLS	C180	SUMMIT	1,652	106	58	27	191	329	0	1,570	1,899	(98)
OAKWOOD CITY SCHOOLS	C181	MONTGOMERY	2,084	134	73	34	241	415	0	1,980	2,395	(124)
ORANGE CITY SCHOOLS	C182	CUYAHOGA	3,405	218	119	56	393	678	0	3,234	3,912	(202)
OSHEROON CITY SCHOOLS	C183	LORAIN	965	62	34	16	112	192	0	916	1,108	(57)
OREGON CITY SCHOOLS	C184	LUCAS	3,079	197	108	51	356	613	0	2,925	3,538	(183)
ORRVILLE CITY SCHOOLS	C185	WAYNE	1,146	73	40	19	132	228	0	1,089	1,317	(68)
OLMSTED FALLS CITY SCHOOLS	C186	CUYAHOGA	3,120	200	109	52	361	622	0	2,964	3,586	(185)

STATE TEACHERS RETIREMENT SYSTEM OF OHIO
Schedule of Collective Other Post Employment Benefit Amounts by Employer
As of and for the year ended June 30, 2020
(Amounts in thousands)

Employer Name	Employer Code	County	Net OPEB Asset	Deferred Outflows of Resources			Deferred Inflows of Resources			OPEB Expense (Income)		
				Differences Between Expected and Actual Experience	Net Difference Between Projected and Actual Earnings on OPEB Plan Investments	Total Deferred Outflows of Resources	Differences Between Expected and Actual Experience	Net Difference Between Projected and Actual Earnings on OPEB Plan Investments	Total Deferred Inflows of Resources			
PAINESVILLE CITY LOCAL SCHOOLS	C187	LAKE	2,585	166	91	43	300	515	0	2,455	2,970	(153)
PARMA CITY SCHOOLS	C189	CUYAHOGA	9,472	607	332	156	1,095	1,887	0	8,997	10,884	(562)
PIQUA CITY SCHOOLS	C191	MIAMI	2,386	153	84	39	276	475	0	2,266	2,741	(142)
PORT CLINTON CITY SCHOOLS	C193	OTTAWA	1,420	91	50	23	164	283	0	1,348	1,631	(84)
PORTSMOUTH CITY SCHOOLS	C195	SCIOTO	1,505	96	53	25	174	300	0	1,430	1,730	(89)
PRINCETON CITY SCHOOLS	C196	HAMILTON	5,399	346	189	89	624	1,075	0	5,128	6,203	(320)
RAVENNA CITY SCHOOLS	C197	PORTAGE	1,877	120	66	31	217	374	0	1,783	2,157	(111)
READING COMMUNITY CITY SCHOOLS	C199	HAMILTON	1,283	82	45	21	148	255	0	1,218	1,473	(76)
REYNOLDSBURG CITY SCHOOLS	C200	FRANKLIN	5,537	355	194	91	640	1,103	0	5,259	6,362	(328)
ROCKY RIVER CITY SCHOOLS	C201	CUYAHOGA	2,887	185	101	48	334	575	0	2,742	3,317	(171)
ST BERNARD-ELMWOOD PLACE CITY SCH	C203	HAMILTON	866	56	30	14	100	173	0	823	996	(51)
ST CLAIRSVILLE-RICHLAND CITY SCH	C204	BELMONT	1,141	73	40	19	132	227	0	1,084	1,311	(68)
ST MARYS CITY SCHOOLS	C205	AUGLAIZE	1,444	93	51	24	168	288	0	1,372	1,660	(86)
SALEM CITY SCHOOLS	C207	COLUMBIANA	1,457	93	51	24	168	290	0	1,384	1,674	(86)
SANDUSKY CITY SCHOOLS	C209	ERIE	3,218	206	113	53	372	641	0	3,057	3,698	(191)
SPRINGBORO COMMUNITY CITY SCHOOLS	C210	WARREN	3,595	230	126	59	415	716	0	3,414	4,130	(213)
SHAKER HEIGHTS CITY SCHOOLS	C211	CUYAHOGA	6,394	410	224	106	740	1,274	0	6,073	7,347	(379)
SHEFFIELD-SHEFFIELD LAKE CITY SCH	C212	LORAIN	1,371	88	48	23	159	273	0	1,302	1,575	(81)
SHELBY CITY SCHOOLS	C213	RICHLAND	1,347	86	47	22	155	268	0	1,279	1,547	(80)
HILLIARD CITY SCHOOLS	C214	FRANKLIN	15,465	991	542	255	1,788	3,080	0	14,689	17,769	(918)
SIDNEY CITY SCHOOLS	C215	SHELBY	2,368	152	83	39	274	472	0	2,249	2,721	(141)
SOLOM CITY SCHOOLS	C216	CUYAHOGA	5,180	332	182	86	600	1,032	0	4,920	5,952	(307)
SOUTH EUCLID-LYNDHURST CITY SCHOOLS	C217	CUYAHOGA	3,748	240	131	62	433	747	0	3,560	4,307	(222)
SOUTHWESTERN CITY SCHOOLS	C218	FRANKLIN	19,193	1,230	673	317	2,220	3,823	0	18,230	22,053	(1,139)
SPRINGFIELD CITY SCHOOLS	C219	CLARK	6,596	423	231	109	763	1,314	0	6,265	7,579	(391)
STRONGSVILLE CITY SCHOOLS	C220	CUYAHOGA	4,702	301	165	78	544	937	0	4,467	5,404	(279)
STEURBENVILLE CITY SCHOOLS	C221	JEFFERSON	1,679	108	59	28	195	334	0	1,594	1,928	(100)
STOW-MUNROE FALLS CITY SCHOOLS	C222	SUMMIT	4,259	273	149	70	492	848	0	4,046	4,894	(253)
STRUTHERS CITY SCHOOLS	C223	MAHONING	1,467	94	51	24	169	292	0	1,393	1,685	(87)
SYLVANIA CITY SCHOOLS	C224	LUCAS	6,345	407	222	105	734	1,264	0	6,026	7,290	(376)
TALLMADGE CITY SCHOOLS	C225	SUMMIT	1,846	118	65	30	213	368	0	1,754	2,122	(110)
SYCAMORE CITY SCHOOLS	C226	HAMILTON	5,923	380	208	98	686	1,180	0	5,626	6,806	(351)
TIFFIN CITY SCHOOLS	C227	SENECA	1,793	115	63	30	208	357	0	1,703	2,060	(106)
TROTWOOD-MADISON CITY SCHOOLS	C228	MONTGOMERY	2,260	145	79	37	261	450	0	2,146	2,596	(134)
TALAWANDA CITY SCHOOLS	C229	BUTLER	2,586	166	91	43	300	515	0	2,457	2,972	(153)
TORONTO CITY SCHOOLS	C231	JEFFERSON	493	32	17	8	57	98	0	468	566	(29)
STREETSBORO CITY SCHOOLS	C232	PORTAGE	1,673	107	59	28	194	333	0	1,589	1,922	(99)
TROY CITY SCHOOLS	C233	MIAMI	3,378	216	118	56	390	673	0	3,208	3,881	(200)
TWINSBURG CITY SCHOOLS	C234	SUMMIT	3,692	237	129	61	427	735	0	3,506	4,241	(219)
CLAYMONT CITY SCHOOLS	C235	TUSCARAWAS	1,513	97	53	25	175	301	0	1,437	1,738	(90)
UPPER ARLINGTON CITY SCHOOLS	C237	FRANKLIN	7,343	471	257	121	849	1,463	0	6,975	8,438	(436)
URBANA CITY SCHOOLS	C239	CHAMPAIGN	1,420	91	50	23	164	283	0	1,349	1,632	(84)
VANDALIA-BUTLER CITY SCHOOLS	C240	MONTGOMERY	2,281	146	80	38	264	454	0	2,167	2,621	(135)
VAN WERT CITY SCHOOLS	C241	VAN WERT	1,585	102	56	26	184	316	0	1,506	1,822	(94)
WADSWORTH CITY SCHOOLS	C243	MEDINA	3,541	227	124	58	409	705	0	3,363	4,068	(210)
WAVERLY CITY SCHOOLS	C244	PIKE	1,268	81	44	21	146	253	0	1,204	1,457	(75)
WAPAKONETA CITY SCHOOLS	C245	AUGLAIZE	1,900	122	67	31	220	378	0	1,804	2,182	(113)
WEST CARROLLTON CITY SCHOOLS	C246	MONTGOMERY	2,919	187	102	48	337	581	0	2,773	3,354	(173)
WARREN CITY SCHOOLS	C247	TRUMBULL	4,312	276	151	71	498	859	0	4,096	4,955	(256)
WARRENSVILLE HEIGHTS CITY SCHOOLS	C248	CUYAHOGA	1,755	112	61	29	202	350	0	1,667	2,017	(104)
WASHINGTON COURT HOUSE CITY SCHOOLS	C249	FAYETTE	1,422	91	50	23	164	283	0	1,350	1,633	(84)
WESTERVILLE CITY SCHOOLS	C250	FRANKLIN	13,219	847	463	218	1,528	2,633	0	12,556	15,189	(784)

STATE TEACHERS RETIREMENT SYSTEM OF OHIO
Schedule of Collective Other Post Employment Benefit Amounts by Employer
As of and for the year ended June 30, 2020
(Amounts in thousands)

Employer Name	Employer Code	County	Net OPEB Asset	Deferred Outflows of Resources				Deferred Inflows of Resources				OPEB Expense (Income)
				Differences Between Expected and Actual Experience	Net Difference Between Projected and Actual Earnings on OPEB Plan		Total Deferred Outflows of Resources	Differences Between Expected and Actual Experience	Net Difference Between Projected and Actual Earnings on OPEB Plan		Total Deferred Inflows of Resources	Proportionate Share of Plan OPEB Expense(Income)
					Investments	Changes of Assumptions			Investments	Changes of Assumptions		
WELLSTON CITY SCHOOLS	C251	JACKSON	1,113	71	39	18	128	222	0	1,057	1,279	(66)
WESTLAKE CITY SCHOOLS	C252	CUYAHOGA	3,452	221	121	57	399	688	0	3,279	3,967	(205)
WHITEHALL CITY SCHOOLS	C254	FRANKLIN	2,681	172	94	44	310	534	0	2,546	3,080	(159)
WICKLIFFE CITY SCHOOLS	C255	LAKE	1,209	77	42	20	139	241	0	1,148	1,389	(72)
WILLARD CITY SCHOOLS	C256	HURON	1,174	75	41	19	135	234	0	1,115	1,349	(70)
WILLOUGHBY-EASTLAKE CITY SCHOOLS	C257	LAKE	7,220	463	253	119	835	1,438	0	6,858	8,296	(428)
WILMINGTON CITY SCHOOLS	C259	CLINTON	1,935	124	68	32	224	385	0	1,837	2,222	(115)
WOOSTER CITY SCHOOLS	C261	WAYNE	2,984	191	105	49	345	594	0	2,834	3,428	(177)
WORTHINGTON CITY SCHOOLS	C262	FRANKLIN	10,247	657	359	169	1,185	2,041	0	9,733	11,774	(608)
WYOMING CITY SCHOOLS	C263	HAMILTON	1,996	128	70	33	231	398	0	1,896	2,294	(118)
XENIA CITY SCHOOLS	C265	GREENE	3,555	228	125	59	412	708	0	3,377	4,085	(211)
ZANESVILLE CITY SCHOOLS	C269	MUSKINGUM	2,447	157	86	40	283	487	0	2,325	2,812	(145)
MENLO PARK ACADEMY	D006	CUYAHOGA	219	14	8	4	26	44	0	208	252	(13)
CONSTELLATION MADISON COMM ELEM	D007	CUYAHOGA	164	11	6	3	20	33	0	156	189	(10)
LORAIN COMMUNITY MIDDLE SCHOOL	D008	LORAIN	50	3	2	1	6	10	0	48	58	(3)
WINTERFIELD VENTURE ACADEMY	D012	LUCAS	194	12	7	3	22	39	0	184	223	(12)
ORION ACADEMY	D013	HAMILTON	149	10	5	2	17	30	0	141	171	(9)
PINNACLE ACADEMY	D014	CUYAHOGA	275	18	10	5	33	55	0	261	316	(16)
APEX CHARTER ACADEMY	D015	CUYAHOGA	256	16	9	4	29	51	0	243	294	(15)
NORTHLAND PREP AND FITNESS	D019	FRANKLIN	155	10	5	3	18	31	0	147	178	(9)
SPRINGFIELD PREP AND FITNESS	D020	CLARK	85	5	3	1	9	17	0	80	97	(5)
WHITEHALL PREP AND FITNESS	D021	FRANKLIN	200	13	7	3	23	40	0	190	230	(12)
EMERSON ACADEMY OF DAYTON	D022	MONTGOMERY	203	13	7	3	23	40	0	193	233	(12)
A PLUS ARTS ACADEMY	D023	FRANKLIN	396	25	14	7	46	79	0	376	455	(23)
COLUMBUS ARTS AND TECH ACADEMY	D025	FRANKLIN	228	15	8	4	27	45	0	216	261	(13)
COLS HUMANITIES ARTS AND TECH ACAD	D026	FRANKLIN	288	18	10	5	33	57	0	274	331	(17)
COLUMBUS PREPARATORY ACADEMY	D027	FRANKLIN	390	25	14	6	45	78	0	370	448	(23)
CANTON HARBOR HIGH SCHOOL	D029	STARK	84	5	3	1	9	17	0	79	96	(5)
SUMMIT ACADEMY-CINCINNATI	D030	HAMILTON	113	7	4	2	13	22	0	107	129	(7)
SUMMIT ACADEMY-COLUMBUS	D031	FRANKLIN	41	3	1	1	5	8	0	39	47	(2)
SUMMIT ACADEMY-DAYTON	D032	MONTGOMERY	91	6	3	2	11	18	0	87	105	(5)
SUMMIT ACADEMY-WARREN	D034	TRUMBULL	117	7	4	2	13	23	0	111	134	(7)
BRIDGES COMMUNITY ACADEMY	D035	SENECA	169	11	6	3	20	34	0	160	194	(10)
HOPE ACADEMY NORTHWEST CAMPUS	D036	CUYAHOGA	117	8	4	2	14	23	0	112	135	(7)
SUMMIT ACADEMY SECONDARY-AKRON	D039	SUMMIT	93	6	3	2	11	19	0	89	108	(6)
SUMMIT ACADEMY SECONDARY-CANTON	D040	STARK	87	6	3	1	10	17	0	82	99	(5)
SUMMIT ACADEMY-TOLEDO	D041	LORAIN	125	8	4	2	14	25	0	119	144	(7)
SUMMIT ACADEMY SECONDARY-PARMA	D042	CUYAHOGA	146	9	5	2	16	29	0	139	168	(9)
SUMMIT ACADEMY SECONDARY-YOUNGSTOWN	D043	MAHONING	181	12	6	3	21	36	0	172	208	(11)
HEIR FORCE COMMUNITY SCHOOL	D044	ALLEN	98	6	3	2	11	20	0	93	113	(6)
WILDWOOD ENVIRONMENTAL ACADEMY	D046	LUCAS	220	14	8	4	26	44	0	209	253	(13)
BUCKEYE ONLINE SCHOOL FOR SUCCESS	D051	COLUMBIANA	309	20	11	5	36	62	0	294	356	(18)
KING ACADEMY COMMUNITY SCHOOL	D053	HAMILTON	39	2	1	1	4	8	0	37	45	(2)
CASTLE ACADEMY	D058	CUYAHOGA	108	7	4	2	13	22	0	103	125	(6)
CAPITAL CITY CAREER PREP HS	D060	FRANKLIN	45	3	2	1	6	9	0	43	52	(3)
CONSTELLATION STOCKYARD COMM ELEM	D061	CUYAHOGA	133	9	5	2	16	27	0	126	153	(8)
OAKSTONE COMMUNITY SCHOOL	D068	FRANKLIN	105	7	4	2	13	21	0	100	121	(6)
GEM CITY CAREER PREP HS	D080	MONTGOMERY	42	3	1	1	5	8	0	40	48	(3)
HORIZON SCIENCE ACADEMY CINCINNATI	D081	HAMILTON	129	8	5	2	15	26	0	123	149	(8)
HORIZON SCIENCE ACADEMY DAYTON	D082	MONTGOMERY	82	5	3	1	9	16	0	78	94	(5)
HORIZON SCIENCE SPRINGFIELD	D086	LUCAS	214	14	7	4	25	43	0	203	246	(13)
ZENITH ACADEMY	D087	FRANKLIN	250	16	9	4	29	50	0	237	287	(15)

STATE TEACHERS RETIREMENT SYSTEM OF OHIO
Schedule of Collective Other Post Employment Benefit Amounts by Employer
As of and for the year ended June 30, 2020
(Amounts in thousands)

Employer Name	Employer Code	County	Net OPEB Asset	Deferred Outflows of Resources			Deferred Inflows of Resources			OPEB Expense (Income)	
				Differences Between Expected and Actual Experience	Net Difference Between Projected and Actual Earnings on OPEB Plan Investments	Total Deferred Outflows of Resources	Differences Between Expected and Actual Experience	Net Difference Between Projected and Actual Earnings on OPEB Plan Investments	Total Deferred Inflows of Resources		
SUMMIT ACADEMY-PAINESVILLE	D088	LAKE	78	5	3	9	16	0	74	90	(5)
SUMMIT ACADEMY MIDDLE SCH-COLUMBUS	D090	FRANKLIN	67	4	2	7	13	0	64	77	(4)
SUMMIT ACADEMY SCH-LORAIN	D091	LORAIN	123	8	4	14	25	0	117	142	(7)
SUMMIT ACADEMY MIDDLE SCH-WARREN	D092	TRUMBULL	116	7	4	13	23	0	110	133	(7)
SUMMIT ACADEMY MIDDLE SCH-YOUNGSTOWN	D093	MAHONING	217	14	8	26	43	0	206	249	(13)
SUMMIT ACADEMY SECONDARY-MIDDLETOWN	D095	BUTLER	94	6	3	11	19	0	89	108	(6)
HORIZON SCIENCE ACADEMY DENISON MIDDLE	D097	CUYAHOGA	201	13	7	23	40	0	190	230	(12)
HORIZON SCIENCE ACADEMY CLEVELAND MIDDLE	D098	CUYAHOGA	202	13	7	23	40	0	192	232	(12)
IMAC ACADEMY	D100	RICHLAND	22	1	1	2	4	0	21	25	(1)
CLEVELAND ARTS AND SOC SCIENCES ACAD	D104	CUYAHOGA	128	8	4	14	26	0	122	148	(8)
YOUNGSTOWN ACADEMY OF EXCELLENCE	D106	MAHONING	89	6	3	10	18	0	84	102	(5)
MONROE PREPARATORY ACADEMY	D108	LORAIN	114	7	4	13	23	0	108	131	(7)
TOLEDO PREP AND FITNESS	D110	LUCAS	149	10	5	17	30	0	142	172	(9)
MT HEALTHY PREP AND FITNESS	D111	HAMILTON	143	9	5	16	28	0	136	164	(8)
COLUMBUS PREP AND FITNESS	D112	FRANKLIN	216	14	8	26	43	0	205	248	(13)
PAUL D WHITE SCHOOL OF EXCELLENCE	D114	CUYAHOGA	8	1	0	1	2	0	8	10	0
CASCADE CAREER PREP HS	D119	SUMMIT	44	3	2	6	9	0	41	50	(3)
BENNETT VENTURE ACADEMY	D121	LUCAS	178	11	6	20	35	0	169	204	(11)
PAR EXCELLENCE ACADEMY	D128	LICKING	133	8	5	15	26	0	126	152	(8)
WINGS ACADEMY 1	D131	CUYAHOGA	115	7	4	13	23	0	109	132	(7)
WESTPARK COMMUNITY MIDDLE SCHOOL	D132	CUYAHOGA	115	7	4	13	23	0	110	133	(7)
OLD BROOKLYN MONTESSORI MIDDLE SCH	D135	CUYAHOGA	115	7	4	13	23	0	109	132	(7)
RITTMAN ACADEMY	D136	WAYNE	14	1	0	1	3	0	13	16	(1)
SOUTH SCIOTO ACADEMY	D140	FRANKLIN	122	8	4	14	24	0	115	139	(7)
STAMBAUGH ACADEMY	D141	MAHONING	203	13	7	23	40	0	193	233	(12)
DAYTON BUSINESS TECH HIGH SCHOOL	D145	MONTGOMERY	73	5	3	9	15	0	69	84	(4)
EAST BRIDGE ACADEMY OF EXCELLENCE	D148	FRANKLIN	108	7	4	13	22	0	103	125	(6)
EARLY COLLEGE ACADEMY	D149	FRANKLIN	108	7	4	13	22	0	103	125	(6)
CLEVELAND ENTREPRENEURSHIP PREP SCH	D150	CUYAHOGA	17	1	0	2	3	0	16	19	(1)
WESTSIDE ACADEMY	D151	FRANKLIN	102	7	4	13	20	0	97	117	(6)
GREATER OHIO VIRTUAL SCHOOL	D152	WARREN	261	17	9	30	52	0	247	299	(15)
GROVEPORT COMMUNITY SCHOOL	D154	FRANKLIN	342	22	12	40	68	0	325	393	(20)
HARVARD AVE PERFORMANCE ACADEMY	D156	CUYAHOGA	164	10	6	19	33	0	155	188	(10)
EAGLE LEARNING CENTER	D158	LUCAS	29	2	1	3	6	0	28	34	(2)
NORTH WOODS CAREER PREP HS	D163	FRANKLIN	49	3	2	6	10	0	47	57	(3)
THE MARITIME ACADEMY OF TOLEDO	D164	LUCAS	163	10	6	19	32	0	155	187	(10)
PURITAS COMMUNITY MIDDLE SCHOOL	D165	CUYAHOGA	82	5	3	9	16	0	78	94	(5)
NOBLE ACADEMY - CLEVELAND	D167	CUYAHOGA	289	19	10	34	58	0	275	333	(17)
LORAIN PREPARATORY ACADEMY	D168	LORAIN	295	19	10	34	59	0	280	339	(17)
EDUCATIONAL ACAD FOR BOYS AND GIRLS	D170	FRANKLIN	85	5	3	9	17	0	81	98	(5)
MIDNIMO CROSS CULTURAL SCHOOL	D171	FRANKLIN	90	6	3	10	18	0	85	103	(5)
NOBLE ACADEMY - COLUMBUS	D172	FRANKLIN	247	16	9	29	49	0	235	284	(15)
PROMISE ACADEMY	D173	CUYAHOGA	57	4	2	7	11	0	55	66	(3)
DAYTON EARLY COLLEGE ACADEMY	D174	MONTGOMERY	247	16	9	29	49	0	234	283	(15)
WESTSIDE COMM SCH OF THE ARTS	D178	CUYAHOGA	200	13	7	23	40	0	190	230	(12)
HORIZON SCIENCE ACAD - COLS MIDDLE SCH	D179	FRANKLIN	328	21	11	37	65	0	311	376	(19)
STAR ACADEMY OF TOLEDO	D183	LUCAS	6	0	0	0	1	0	6	7	0
CENTRAL ACADEMY OF OHIO	D185	LUCAS	66	4	2	7	13	0	63	76	(4)
CLAY AVENUE COMMUNITY SCHOOL	D186	LUCAS	245	16	9	29	49	0	233	282	(15)
FOUNDATION ACADEMY	D189	RICHLAND	220	14	8	26	44	0	209	253	(13)
SUMMIT ACADEMY TRANS HS CINCINNATI	D192	HAMILTON	69	4	2	7	14	0	66	80	(4)
SUMMIT ACADEMY TRANS HS COLUMBUS	D193	FRANKLIN	78	5	3	9	16	0	74	90	(5)

STATE TEACHERS RETIREMENT SYSTEM OF OHIO
Schedule of Collective Other Post Employment Benefit Amounts by Employer
As of and for the year ended June 30, 2020
(Amounts in thousands)

Employer Name	Employer Code	County	Net OPEB Asset	Deferred Outflows of Resources			Deferred Inflows of Resources			OPEB Expense (Income)		
				Differences Between Expected and Actual Experience	Net Difference Between Projected and Actual Earnings on OPEB Plan Investments	Total Deferred Outflows of Resources	Differences Between Expected and Actual Experience	Net Difference Between Projected and Actual Earnings on OPEB Plan Investments	Total Deferred Inflows of Resources			
SUMMIT ACADEMY TRANS HS DAYTON	D194	MONTGOMERY	144	9	5	2	16	29	0	137	166	(9)
KIPP COLUMBUS	D195	FRANKLIN	1,213	78	43	20	141	242	0	1,153	1,395	(72)
COLUMBUS COLLEGIATE ACADEMY	D196	FRANKLIN	206	13	7	3	23	41	0	196	237	(12)
MADISON AVENUE SCHOOL OF ARTS	D200	LUCAS	217	14	8	4	26	43	0	206	249	(13)
KLEPINGER COMMUNITY SCHOOL	D201	MONTGOMERY	213	14	7	4	25	42	0	202	244	(13)
HARRISBURG PIKE COMMUNITY SCHOOL	D202	FRANKLIN	61	4	2	1	7	12	0	58	70	(4)
SULLIVANT AVENUE COMMUNITY SCHOOL	D203	FRANKLIN	125	8	4	2	14	25	0	119	144	(7)
HORIZON SCIENCE ACAD-ELEMENTARY SCH	D206	FRANKLIN	355	23	12	6	41	71	0	337	408	(21)
PERFORMANCE ACADEMY EASTLAND	D211	FRANKLIN	186	12	7	3	22	37	0	177	214	(11)
CESAR CHAVEZ COLLEGE PREP SCHOOL	D213	FRANKLIN	183	12	6	3	21	37	0	174	211	(11)
MAHONING COUNTY HIGH SCHOOL	D214	MAHONING	18	1	1	0	2	4	0	18	22	(1)
ASHLAND COUNTY COMMUNITY ACADEMY	D215	ASHLAND	37	2	1	1	4	7	0	35	42	(2)
HORIZON SCIENCE ACADEMY LORAIN	D216	LORAIN	461	30	16	8	54	92	0	438	530	(27)
ACHIEVE CAREER PREP ACADEMY	D217	LUCAS	69	4	2	1	7	14	0	65	79	(4)
VILLAGE PREPARATORY SCHOOL	D222	CUYAHOGA	623	40	22	10	72	124	0	592	716	(37)
HORIZON SCIENCE ACADEMY DAYTON HS	D223	MONTGOMERY	175	11	6	3	20	35	0	166	201	(10)
L HOLLINGWORTH SCH FOR TAL GIFT	D224	LUCAS	176	11	6	3	20	35	0	167	202	(10)
BELLA ACADEMY OF EXCELLENCE	D227	CUYAHOGA	124	8	4	2	14	25	0	118	143	(7)
RENAISSANCE ACADEMY	D229	FRANKLIN	76	5	3	1	9	15	0	72	87	(4)
HORIZON SCIENCE ACADEMY YOUNGSTOWN	D233	MAHONING	258	17	9	4	30	51	0	245	296	(15)
IMAGINE AKRON ACADEMY	D238	SUMMIT	10	1	0	0	1	2	0	9	11	(1)
THE RICHLAND SCHOOL OF ACADEMIC ARTS	D239	RICHLAND	169	11	6	3	20	34	0	160	194	(10)
CLEVELAND COLLEGE PREPARATORY	D242	CUYAHOGA	195	13	7	3	23	39	0	185	224	(12)
NORTHEAST OHIO COLLEGE PREPARATORY	D243	CUYAHOGA	258	17	9	4	30	51	0	245	296	(15)
EVEREST HIGH SCHOOL	D247	FRANKLIN	24	2	1	0	3	5	0	23	28	(1)
HORIZON SCI ACAD DOWNTOWN DAYTON	D248	MONTGOMERY	160	10	6	3	19	32	0	152	184	(10)
SOUTHSIDE ACADEMY	D251	MAHONING	114	7	4	2	13	23	0	109	132	(7)
ZENITH ACADEMY EAST COMM SCH	D252	FRANKLIN	129	8	5	2	15	26	0	123	149	(8)
COLUMBUS PERFORMANCE ACADEMY	D253	FRANKLIN	84	5	3	1	9	17	0	80	97	(5)
FREDERICK DOUGLASS RECLAMATION ACAD	D255	CUYAHOGA	34	2	1	1	4	7	0	32	39	(2)
CENTRAL HIGH SCHOOL	D256	FRANKLIN	51	3	2	1	6	10	0	49	59	(3)
ROAD TO SUCCESS ACADEMY	D258	FRANKLIN	31	2	1	1	4	6	0	29	35	(2)
MASON RUN HIGH SCHOOL	D259	FRANKLIN	65	4	2	1	7	13	0	61	74	(4)
CAPITAL HIGH SCHOOL	D260	FRANKLIN	49	3	2	1	6	10	0	47	57	(3)
OLD BROOK HIGH SCHOOL	D261	CUYAHOGA	60	4	2	1	7	12	0	57	69	(4)
REGENT HIGH SCHOOL	D262	CUYAHOGA	82	5	3	1	9	16	0	78	94	(5)
COLUMBUS BILINGUAL ACADEMY NORTH	D263	FRANKLIN	149	10	5	2	17	30	0	142	172	(9)
AKROS MIDDLE SCHOOL	D264	SUMMIT	89	6	3	1	10	18	0	85	103	(5)
PATRIOT PREPARATORY ACADEMY	D265	FRANKLIN	295	19	10	5	34	59	0	280	339	(17)
CONSTELLATION - STOCKYARD COMM MDL	D267	CUYAHOGA	43	3	2	1	6	9	0	41	50	(3)
FOXFIRE INTERMEDIATE SCHOOL	D269	MUSKINGUM	94	6	3	2	11	19	0	89	108	(6)
UNIV OF CLEVELAND PREP SCHOOL	D274	CUYAHOGA	92	6	3	2	11	18	0	88	106	(5)
EAGLE ELEMENTARY OF AKRON	D275	SUMMIT	78	5	3	1	9	15	0	74	89	(5)
CONSTELLATION - EASTSIDE ARTS ACAD	D276	CUYAHOGA	87	6	3	1	10	17	0	83	100	(5)
MADISONVILLE SMART ELEM	D278	HAMILTON	6	0	0	0	0	1	0	5	6	0
GLOBAL VILLAGE ACADEMY	D282	CUYAHOGA	108	7	4	2	13	21	0	102	123	(6)
ACADEMY FOR URBAN SCHOLARS	D287	FRANKLIN	78	5	3	1	9	16	0	74	90	(5)
FOCUS NORTH HIGH SCHOOL	D288	FRANKLIN	78	5	3	1	9	16	0	74	90	(5)
CITIZENS LEADERSHIP ACADEMY	D289	CUYAHOGA	201	13	7	3	23	40	0	191	231	(12)
STEAM ACADEMY OF WARREN	D297	TRUMBULL	134	9	5	2	16	27	0	127	154	(8)
NEAR WEST INTERGENERATIONAL SCHOOL	D300	CUYAHOGA	191	12	7	3	22	38	0	181	219	(11)
BROADWAY ACADEMY	D301	CUYAHOGA	83	5	3	1	9	17	0	79	96	(5)

STATE TEACHERS RETIREMENT SYSTEM OF OHIO
Schedule of Collective Other Post Employment Benefit Amounts by Employer
As of and for the year ended June 30, 2020
(Amounts in thousands)

Employer Name	Employer Code	County	Net OPEB Asset	Deferred Outflows of Resources			Deferred Inflows of Resources			OPEB Expense (Income)		
				Differences Between Expected and Actual Experience	Net Difference Between Projected and Actual Earnings on OPEB Plan		Differences Between Expected and Actual Experience	Net Difference Between Projected and Actual Earnings on OPEB Plan			Total Deferred Inflows of Resources	Proportionate Share of Plan OPEB Expense(Income)
					Investments	Changes of Assumptions		Investments	Changes of Assumptions			
TOWNSEND NORTH COMMUNITY SCHOOL	D304	ERIE	461	30	16	8	54	92	0	438	530	(27)
DECA PREP	D306	MONTGOMERY	651	42	23	11	76	130	0	618	748	(39)
LAKE ERIE COLLEGE PREP	D307	CUYAHOGA	115	7	4	2	13	23	0	110	133	(7)
CLEVELAND PREPARATORY ACADEMY	D308	CUYAHOGA	65	4	2	1	7	13	0	62	75	(4)
COLUMBUS COLLEGIATE ACAD WEST	D313	FRANKLIN	119	8	4	2	14	24	0	113	137	(7)
STEPSTONE ACADEMY	D315	CUYAHOGA	94	6	3	2	11	19	0	89	108	(6)
ACADEMY OF EDUCATIONAL EXCELLENCE	D318	LUCAS	54	3	2	1	6	11	0	51	62	(3)
BROOKWOOD ACADEMY	D319	FRANKLIN	15	1	1	0	2	3	0	15	18	(1)
CITIZENS ACADEMY EAST	D320	CUYAHOGA	205	13	7	3	23	41	0	195	236	(12)
HOPE ACADEMY FOR AUTISM	D323	TRUMBULL	23	1	1	0	2	5	0	22	27	(1)
IMAGINE ENVIRONMENTAL SCIENCE ACADEMY	D324	LUCAS	56	4	2	1	7	11	0	53	64	(3)
VILLAGE PREP WOODLAND HILLS	D330	CUYAHOGA	505	32	18	8	58	101	0	480	581	(30)
SUNBRIDGE SCHOOLS	D333	LUCAS	154	10	5	3	18	31	0	146	177	(9)
BIO-MED SCIENCE ACADEMY STEM	D335	PORTAGE	2	0	0	0	0	0	0	2	2	0
A-PLUS CHILDRENS ACADEMY	D336	FRANKLIN	67	4	2	1	7	13	0	64	77	(4)
EAST ACADEMY	D340	CUYAHOGA	104	7	4	2	13	21	0	99	120	(6)
FRANKLINTON PREPARATORY ACADEMY	D343	FRANKLIN	87	6	3	1	10	17	0	83	100	(5)
AKRON PREPARATORY SCHOOL	D344	SUMMIT	113	7	4	2	13	23	0	107	130	(7)
CANTON COLLEGE PREPARATORY SCHOOL	D345	STARK	134	9	5	2	16	27	0	127	154	(8)
OHIO COLLEGE PREPARATORY SCHOOL	D346	CUYAHOGA	115	7	4	2	13	23	0	110	133	(7)
LINCOLN PARK ACADEMY	D348	CUYAHOGA	191	12	7	3	22	38	0	182	220	(11)
WEST PARK ACADEMY	D349	CUYAHOGA	103	7	4	2	13	20	0	97	117	(6)
MAIN STREET PREPARATORY ACADEMY	D350	SUMMIT	78	5	3	1	9	16	0	75	91	(5)
WINTON PREPARATORY ACADEMY	D351	HAMILTON	136	9	5	2	16	27	0	129	156	(8)
CHAPELSIDE CLEVELAND ACADEMY	D352	CUYAHOGA	140	9	5	2	16	28	0	133	161	(8)
UNIVERSITY ACADEMY	D353	SUMMIT	121	8	4	2	14	24	0	115	139	(7)
ACADEMY FOR URBAN SCHOLARS YNGSTWN	D354	MAHONING	72	5	3	1	9	14	0	69	83	(4)
CINCINNATI TECHNOLOGY ACADEMY	D358	HAMILTON	54	3	2	1	6	11	0	51	62	(3)
DISCOVERY ACADEMY	D359	LUCAS	208	13	7	3	23	41	0	198	239	(12)
EAST PREP ACADEMY	D360	CUYAHOGA	75	5	3	1	9	15	0	71	86	(4)
OHIO CONSTRUCTION ACADEMY	D363	FRANKLIN	45	3	2	1	6	9	0	43	52	(3)
DAYTON SMART ELEMENTARY SCHOOL	D373	MONTGOMERY	65	4	2	1	7	13	0	62	75	(4)
EASTLAND PREPARATORY ACADEMY	D374	FRANKLIN	118	8	4	2	14	24	0	112	136	(7)
IMAGINE COLUMBUS PRIMARY ACAD	D376	FRANKLIN	73	5	3	1	9	15	0	70	85	(4)
IMAGINE LEADERSHIP ACADEMY	D377	SUMMIT	64	4	2	1	7	13	0	61	74	(4)
ALBERT EINSTEIN ACADEMY	D380	CUYAHOGA	291	19	10	5	34	58	0	277	335	(17)
HOPE LEARNING ACADEMY OF TOLEDO	D381	LUCAS	116	7	4	2	13	23	0	111	134	(7)
RISE & SHINE ACADEMY	D389	LUCAS	54	3	2	1	6	11	0	51	62	(3)
STEAM ACADEMY OF WARRENSVILLE HEIGHTS	D392	CUYAHOGA	80	5	3	1	9	16	0	76	92	(5)
LAKESHORE INTERGENERATIONAL SCHOOL	D400	CUYAHOGA	164	10	6	3	19	33	0	155	188	(10)
REACH ACADEMY	D401	LUCAS	1	0	0	0	0	0	0	1	1	0
STEEL ACADEMY INC	D402	SUMMIT	78	5	3	1	9	16	0	75	91	(5)
TOLEDO SMART ELEMENTARY	D403	LUCAS	12	1	0	0	1	2	0	11	13	(1)
UNITED PREPARATORY ACADEMY	D404	FRANKLIN	150	10	5	2	17	30	0	143	173	(9)
UTICA SHALE ACADEMY OF OHIO	D405	COLUMBIANA	2	0	0	0	0	0	0	2	2	0
T2 HONORS ACADEMY	D407	CUYAHOGA	55	4	2	1	7	11	0	52	63	(3)
CLARK PREPARATORY ACADEMY	D409	CLARK	5	0	0	0	0	1	0	4	5	0
FLEX HIGH SCHOOL	D410	FRANKLIN	96	6	3	2	11	19	0	91	110	(6)
CITIZENS ACADEMY SOUTHEAST	D411	CUYAHOGA	262	17	9	4	30	52	0	249	301	(16)
ZENITH ACADEMY WEST	D412	FRANKLIN	91	6	3	2	11	18	0	86	104	(5)
STONEBROOK MONTESSORI	D413	CUYAHOGA	99	6	3	2	11	20	0	94	114	(6)
GLOBAL AMBASSADORS LANGUAGE ACAD	D419	CUYAHOGA	153	10	5	3	18	30	0	145	175	(9)

STATE TEACHERS RETIREMENT SYSTEM OF OHIO
Schedule of Collective Other Post Employment Benefit Amounts by Employer
As of and for the year ended June 30, 2020
(Amounts in thousands)

Employer Name	Employer Code	County	Net OPEB Asset	Deferred Outflows of Resources			Deferred Inflows of Resources			OPEB Expense (Income)		
				Differences Between Expected and Actual Experience	Net Difference Between Projected and Actual Earnings on OPEB Plan Investments	Total Deferred Outflows of Resources	Differences Between Expected and Actual Experience	Net Difference Between Projected and Actual Earnings on OPEB Plan Investments	Total Deferred Inflows of Resources	Proportionate Share of Plan OPEB Expense(Income)		
VILLAGE PREPARATORY SCHOOL WILLARD	D420	CUYAHOGA	316	20	11	5	36	63	0	300	363	(19)
WESTWOOD PREPARATORY ACADEMY	D421	FRANKLIN	214	14	8	4	26	43	0	203	246	(13)
BRIDGE GATE COMMUNITY SCHOOL	D422	FRANKLIN	114	7	4	2	13	23	0	108	131	(7)
BEACON ACADEMY	D423	STARK	109	7	4	2	13	22	0	103	125	(6)
I-LEAD SPRING MEADOWS	D424	LUCAS	110	7	4	2	13	22	0	104	126	(7)
URBAN EARLY COLLEGE NETWORK	D425	MONTGOMERY	47	3	2	1	6	9	0	45	54	(3)
EAST BRANCH PREP DBA WRIGHT PREP ACAD	D426	STARK	83	5	3	1	9	16	0	79	95	(5)
CITIZENS LEADERSHIP ACADEMY EAST	D428	CUYAHOGA	159	10	6	3	19	32	0	151	183	(9)
EUCLID PREPARATORY ACADEMY	D429	CUYAHOGA	129	8	5	2	15	26	0	122	148	(8)
LIBERTY HIGH SCHOOL	D430	MONTGOMERY	73	5	3	1	9	14	0	69	83	(4)
ORCHARD PARK ACADEMY	D431	CUYAHOGA	81	5	3	1	9	16	0	77	93	(5)
SOUTH COLUMBUS PREP ACADEMY	D432	FRANKLIN	90	6	3	1	10	18	0	86	104	(5)
KIDS CARE ELEMENTARY	D433	FRANKLIN	75	5	3	1	9	15	0	71	86	(4)
UNITED PREP ACADEMY EAST	D434	FRANKLIN	74	5	3	1	9	15	0	70	85	(4)
SOUTHWEST OHIO PREP SCHOOL	D435	HAMILTON	40	3	1	1	5	8	0	38	46	(2)
HORIZON SCIENCE ACADEMY PRIMARY	D437	FRANKLIN	154	10	5	3	18	31	0	146	177	(9)
INSPIRE CHARTER SCHOOL	D438	FRANKLIN	71	5	2	1	8	14	0	67	81	(4)
SMART ACADEMY	D439	CUYAHOGA	43	3	2	1	6	9	0	41	50	(3)
MONTGOMERY PREPARATORY ACADEMY	D440	MONTGOMERY	106	7	4	2	13	21	0	101	122	(6)
MT AUBURN PREPARATORY ACADEMY	D441	HAMILTON	128	8	4	2	14	25	0	121	146	(8)
LORAIN BILINGUAL PREPARATORY ACADEMY	D442	LORAIN	82	5	3	1	9	16	0	78	94	(5)
ACHIEVEPOINT CAREER ACADEMY COLUMBUS	D443	FRANKLIN	1	0	0	0	0	0	0	1	1	0
ACHIEVEPOINT CAREER ACADEMY CINCINNATI	D444	HAMILTON	20	1	1	0	2	4	0	19	23	(1)
GREAT RIVER CONNECTIONS ACADEMY	D445	FRANKLIN	280	18	10	5	33	56	0	266	322	(17)
ACADEMY OF JUNIOR SCHOLARS	D446	HAMILTON	38	2	1	1	4	8	0	36	44	(2)
REGENERATION BOND HILL	D447	HAMILTON	98	6	3	2	11	20	0	94	114	(6)
OHIO DIGITAL LEARNING SCHOOL	D448	LUCAS	84	5	3	1	9	17	0	80	97	(5)
NORTHWEST OHIO CLASSICAL ACADEMY	D449	LUCAS	89	6	3	1	10	18	0	85	103	(5)
MARION PREPARATORY ACADEMY	D450	MARION	58	4	2	1	7	11	0	55	66	(3)
KENMORE PREPARATORY ACADEMY	D451	FRANKLIN	78	5	3	1	9	16	0	74	90	(5)
HUBER HEIGHTS PREPARATORY ACADEMY	D452	CUYAHOGA	25	2	1	0	3	5	0	24	29	(1)
CYPRESS HIGH SCHOOL	D453	HAMILTON	24	2	1	0	3	5	0	22	27	(1)
CAPITAL COLLEGIATE PREPARATORY ACADEMY	D454	FRANKLIN	52	3	2	1	6	10	0	49	59	(3)
URBAN MALE TECH ACADEMY	D456	MONTGOMERY	8	1	0	0	1	2	0	8	10	0
NORTH COLUMBUS PREPARATORY ACADEMY	D457	FRANKLIN	42	3	1	1	5	8	0	40	48	(3)
Grand Total			\$1,757,498	\$112,612	\$61,593	\$29,012	\$203,217	\$350,068	\$0	\$1,669,328	\$2,019,396	(\$104,275)

**Note 1 — Nature and Organization of the Plan
State Teachers Retirement System of Ohio**

The following brief description of State Teachers Retirement System of Ohio (STRS Ohio) is provided for general information purposes only. Users of this report should refer to the June 30, 2020 STRS Ohio *Comprehensive Annual Financial Report* for more information.

Plan Membership — STRS Ohio is a cost-sharing multiple employer statewide retirement plan for licensed teachers and other faculty members employed in the public schools of Ohio (the state) or any school, college, university, institution or other agency controlled, managed and supported, in whole or part, by the state or any political subdivision thereof. STRS Ohio provides retirement and disability benefits to members, death and survivor benefits to beneficiaries and access to health care coverage.

Postemployment Benefits other than Pension (Health Care) — Ohio law authorizes the State Teachers Retirement Board to offer a cost-sharing, multiple-employer health care plan. STRS Ohio provides access to health care coverage to eligible retirees who participated in the Defined Benefit or Combined Plans and their eligible dependents.

Coverage under the current program includes hospitalization, physicians' fees and prescription drugs and partial reimbursement of the monthly Medicare Part B premiums. Pursuant to the Ohio Revised Code, the Retirement Board has discretionary authority over how much, if any, of the associated health care costs will be absorbed by the plan. All benefit recipients pay a portion of the health care costs in the form of a monthly premium. Benefit recipients contributed \$295.8 million or 60% of the total health care costs in fiscal 2020 (excluding deductibles, coinsurance and copayments).

Medicare Part D is a federal program to help cover the costs of prescription drugs for Medicare beneficiaries. This program allows STRS Ohio to recover part of the cost for providing prescription coverage since all eligible STRS Ohio health care plans include creditable prescription drug coverage. For the year ended June 30, 2020, STRS Ohio received \$81.9 million in Medicare Part D government reimbursements.

Contributions — Employer and member contribution rates are established by the Retirement Board and limited by Chapter 3307 of the Ohio Revised Code. The employer and member contribution rates are 14% of covered payroll. Under Ohio law, funds to pay health care costs may be deducted from employer contributions. For the year ended June 30, 2020, no employer allocation was made to the health care fund.

Note 2 — Measurement Focus and Basis of Accounting

The schedules are presented in accordance with the provisions of the Governmental Accounting Standards Board (GASB), which is the nationally accepted standard setting body for establishing accounting principles generally accepted in the United States of America for governmental entities. As prescribed by GASB, the schedules are reported using the economic resources measurement focus and the accrual basis of accounting.

For purposes of measuring the net other postemployment benefits (OPEB) asset, deferred outflows of resources and deferred inflows of resources related to OPEB, and OPEB income, information about the fiduciary net position of STRS Ohio and additions to/deductions from STRS Ohio's fiduciary net position have been determined on the same basis as they are reported by STRS Ohio. For this purpose, health

care costs are recognized when due and payable in accordance with the terms of the plan. Investments are reported at fair value.

The preparation of financial statements in conformity with accounting principles generally accepted in the United States of America requires management to make estimates and assumptions that affect the reported amounts of assets and liabilities and disclosures of contingent assets and liabilities at the date of the financial statements, as well as the reported amounts of revenue and expenses during the reporting period. Actual results could differ from those estimates and assumptions.

Note 3 — Postemployment Health Care Net OPEB Asset

The net OPEB asset of \$1,757,498,000 was measured as of June 30, 2020 and the total OPEB liability used to calculate the net OPEB asset was determined by an independent actuarial valuation as of that date. Each respective employer allocation percentage of the net OPEB asset is based on the employer's share of employer contributions in the pension plan relative to the total employer contributions of all participating STRS Ohio employers. Employer contributions were determined based on the 14% employer rate and total member contributions from employer payroll reports for the year ended June 30, 2020. The difference between total employer contributions based on the payroll reports and employer contributions on the STRS Ohio CAFR is summarized as follows (in thousands):

Employer contributions based on employer payroll reports	\$1,689,581
Difference between accrued and reported employer payroll	7,140
Purchase service credit and other employer contributions	<u>10,240</u>
Employer contributions reported on the STRS Ohio CAFR	\$1,706,961

Note 4 — Deferred Outflows and Deferred Inflows

Deferred outflows and deferred inflows represent the effect of changes in the net OPEB asset due to the difference between projected and actual investment earnings, differences between expected and actual actuarial experience, changes in assumptions, changes in plan design and changes in the employer's proportion of the collective net OEPB asset. The deferred outflows and deferred inflows are included in OPEB income or expense over current and future periods. The difference between projected and actual investment earnings is recognized in OPEB expense or income using a straight line method over a closed five year period beginning in the current year. Deferred outflows and deferred inflows resulting from changes in sources other than differences between projected and actual investment earnings are amortized over a closed seven year period using a straight line method which represents the average expected remaining service lives of all members of the plan (both active and inactive). Employer contributions to the OPEB plan subsequent to the measurement date are also required to be reported as a deferred outflow of resources.

Note 5 — Actuarial Assumptions

The total OPEB liability in the June 30, 2020 actuarial valuation was determined using the following assumptions, applied to all periods included in the measurement:

Salary increases	12.50% at age 20 to 2.50% at age 65	
Payroll increases	3.00%	
Investment rate of return	7.45%, net of investment expenses, including inflation	
Discount rate of return	7.45%	
Health care cost trends	Initial	Ultimate
Medical		
Pre-Medicare	5.00%	4.00%
Medicare	-6.69%	4.00%
Prescription Drug		
Pre-Medicare	6.50%	4.00%
Medicare	11.87%	4.00%

Mortality Rates — For healthy retirees the mortality rates are based on the RP-2014 Annuitant Mortality Tables with 50% of rates through age 69, 70% of rates between ages 70 and 79, 90% of rates between ages 80 and 84, and 100% of rates thereafter, projected forward generationally using mortality improvement scale MP-2016. For disabled retirees, mortality rates are based on the RP-2014 Disabled Mortality Tables with 90% of rates for males and 100% of rates for females, projected forward generationally using mortality improvement scale MP-2016.

Experience Study — Actuarial assumptions used in the June 30, 2020 valuation are based on the results of the latest available actuarial experience study for the period July 1, 2011 through June 30, 2016.

Investment Return Assumptions —STRS Ohio’s investment consultant develops an estimate range for the investment return assumption based on the target allocation adopted by the Retirement Board. The target allocation and long-term expected rate of return for each major asset class are summarized as follows:

<u>Asset Class</u>	<u>Target Allocation</u>	<u>Long-Term Expected Rate of Return *</u>
Domestic Equity	28%	7.35%
International Equity	23%	7.55%
Alternatives	17%	7.09%
Fixed Income	21%	3.00%
Real Estate	10%	6.00%
Liquidity Reserves	1%	2.25%

* 10-Year annualized geometric nominal returns, which include the real rate of return and inflation of 2.25%, but does not include investment expenses. Over a 30-year period, STRS Ohio’s investment consultant indicates that the above target allocations should generate a return above the actual rate of return, without net value added by management.

Discount Rate — The discount rate used to measure the total OPEB liability was 7.45% as of June 30, 2020. The projection of cash flows used to determine the discount rate assumed STRS Ohio continues to allocate no employer contributions to the health care fund. Based on these assumptions, the OPEB plan’s fiduciary net position was projected to be available to make all projected future benefit payments to current plan members as of June 30, 2020. Therefore, the long-term expected rate of

return on health care fund investments of 7.45% was applied to all periods of projected health care costs to determine the total OPEB liability as of June 30, 2020.

Sensitivity of the Net OPEB Asset to the Discount Rate and Health Care Cost Trend Rate Assumptions— The following table represents the net OPEB asset as of June 30, 2020, calculated using the current period discount rate assumption of 7.45%, as well as what the net OPEB asset would be if it were calculated using a discount rate that is one percentage point lower (6.45%) or one percentage point higher (8.45%) than the current assumption. Also shown is the net OPEB asset as of June 30, 2020 calculated using health care cost trend rates that are one percentage point lower and one percentage point higher than the current health care cost trend rates.

	1% Decrease in Discount Rate	Current Discount Rate	1% Increase in Discount Rate
	(6.45%)	(7.45%)	(8.45%)
Net OPEB asset as of June 30, 2020	\$ 1,529,138,000	\$ 1,757,498,000	\$ 1,951,254,000
	1% Decrease in Trend Rates	Current Trend Rate	1% Increase in Trend Rates
Net OPEB asset as of June 30, 2020	\$ 1,939,227,000	\$ 1,757,498,000	\$ 1,536,126,000

Assumption Changes Since the Prior Measurement Date —

There were no changes in assumptions since the prior measurement date of June 30, 2019.

Benefit Term Changes Since the Prior Measurement Date —

There was no change to the claims costs process. Claim curves were updated to reflect the projected FYE 2021 premium based on June 30, 2020 enrollment distribution. The non-Medicare subsidy percentage was increased effective January 1, 2021 from 1.984% to 2.055% per year of service. The non-Medicare frozen subsidy base premium was increased effective January 1, 2021. The Medicare subsidy percentages were adjusted effective January 1, 2021 to 2.1% for the AMA Medicare plan. The Medicare Part B monthly reimbursement elimination date was postponed indefinitely.

Note 6 — Additional Financial and Actuarial Information

Additional financial information supporting the preparation of the Schedule of Employer Allocations and the Schedule of Collective OPEB Amounts by Employer, including the disclosure of the net OPEB asset and the unmodified audit opinion on the financial statements is located in STRS Ohio's Comprehensive Annual Financial Report (CAFR) for the fiscal year ended June 30, 2020. The supporting actuarial information is included in the Schedules of Changes in Employers' Net OPEB Liability (Asset) and Employers' Net OPEB Liability (Asset) and Notes to Required Supplementary Information - OPEB in STRS Ohio's June 30, 2020 CAFR as well as the Actuarial Valuation and GASB 74 and 75 Report as of June 30, 2020. The CAFR and actuarial valuation reports are available at www.strsoh.org or by contacting STRS Ohio at: State Teachers Retirement System of Ohio, 275 E. Broad St., Columbus, Ohio 43215-3771.



**INDEPENDENT AUDITORS' REPORT ON INTERNAL CONTROL OVER
FINANCIAL REPORTING AND ON COMPLIANCE AND OTHER MATTERS
BASED ON AN AUDIT OF FINANCIAL STATEMENTS PERFORMED IN
ACCORDANCE WITH GOVERNMENT AUDITING STANDARDS**

Retirement Board
State Teachers Retirement System of Ohio and
The Honorable Keith Faber, Auditor of State
Columbus, Ohio

We have audited, in accordance with the auditing standards generally accepted in the United States of America and the standards applicable to financial audits contained in *Government Auditing Standards* issued by the Comptroller General of the United States, the schedule of employer allocations and the total for all entities of the columns titled net OPEB asset, total deferred outflows of resources, total deferred inflows of resources, and total plan OPEB expense (income) as of and for the year ended June 30, 2020 (specified column totals), included in the schedule of collective postemployment benefits other than pension (OPEB) amounts by employer of State Teachers Retirement System of Ohio (STRS Ohio), and have issued our report thereon dated March 15, 2021.

Internal Control Over Financial Reporting

Management of STRS Ohio is responsible for establishing and maintaining effective internal control over financial reporting. In planning and performing our audits, we considered STRS Ohio's internal control over financial reporting as a basis for designing our auditing procedures for the purpose of expressing our opinion on the schedule of employer allocations and the specified column totals included in the schedule of collective OPEB amounts by employer, but not for the purpose of expressing an opinion on the effectiveness of STRS Ohio's internal control over financial reporting. Accordingly, we do not express an opinion on the effectiveness of STRS Ohio's internal control over financial reporting.

A deficiency in internal control exists when the design or operation of a control does not allow management or employees, in the normal course of performing their assigned functions, to prevent, or detect and correct, misstatements on a timely basis. *A material weakness* is a deficiency, or a combination of deficiencies, in internal control, such that there is a reasonable possibility that a material misstatement of the entity's schedule of employer allocations and the specified column totals included in the schedule of collective OPEB amounts by employer will not be prevented, or detected and corrected on a timely basis. *A significant deficiency* is a deficiency, or a combination of deficiencies, in internal control that is less severe than a material weakness, yet important enough to merit attention by those charged with governance.


Our consideration of internal control was for the limited purpose described in the first paragraph of this section and was not designed to identify all deficiencies in internal control that might be material weaknesses or significant deficiencies. Given these limitations, during our audit we did not identify any deficiencies in internal control that we consider to be material weaknesses. However, material weaknesses may exist that have not been identified.

Compliance and Other Matters

As part of obtaining reasonable assurance about whether STRS Ohio’s schedule of employer allocations and the specified column totals included in the schedule of collective OPEB amounts by employer are free of material misstatement, we performed tests of its compliance with certain provisions of laws, regulations, contracts, and grant agreements, noncompliance with which could have a direct and material effect on the determination of the schedule of employer allocations and the specified column totals included in the schedule of collective OPEB amounts by employer. However, providing an opinion on compliance with those provisions was not an objective of our audit and, accordingly, we do not express such an opinion. The results of our tests disclosed no instances of noncompliance or other matters that are required to be reported under *Government Auditing Standards*.

Purpose of this Report

The purpose of this report is solely to describe the scope of our testing of internal control and compliance and the results of that testing, and not to provide an opinion on the effectiveness of the entity’s internal control or on compliance. This report is an integral part of an audit performed in accordance with *Government Auditing Standards* in considering STRS Ohio’s internal control and compliance. Accordingly, this communication is not suitable for any other purpose.



CliftonLarsonAllen LLP

Toledo, Ohio
March 15, 2021

OHIO AUDITOR OF STATE KEITH FABER



STATE TEACHERS RETIREMENT SYSTEM OF OHIO GASB 68 PENSION SCHEDULES AND GASB 75 OPEB SCHEDULES

FRANKLIN COUNTY

AUDITOR OF STATE OF OHIO CERTIFICATION

This is a true and correct copy of the report, which is required to be filed pursuant to Section 117.26, Revised Code, and which is filed in the Office of the Ohio Auditor of State in Columbus, Ohio.



Certified for Release 4/8/2021

88 East Broad Street, Columbus, Ohio 43215
Phone: 614-466-4514 or 800-282-0370

This report is a matter of public record and is available online at
www.ohioauditor.gov