



OHIO AUDITOR OF STATE
KEITH FABER



**SHEFFIELD-SHEFFIELD LAKE CITY SCHOOL DISTRICT
LORAIN COUNTY**

TABLE OF CONTENTS

TITLE	PAGE
Independent Auditor's Report	1
Prepared by Management:	
Management's Discussion and Analysis.....	5
Basic Financial Statements:	
Statement of Net Position.....	17
Statement of Activities	18
Balance Sheet – Governmental Funds	19
Reconciliation of Total Governmental Fund Balances to Net Position of Governmental Activities	20
Statement of Revenues, Expenditures and Changes in Fund Balances – Governmental Funds	21
Reconciliation of the Statement of Revenues, Expenditures and Changes in Fund Balances of Governmental Funds to the Statement of Activities	22
Statement of Revenues, Expenditures and Changes in Fund Balance – Budget and Actual (Non-GAAP Budgetary Basis) – General Fund.....	24
Notes to the Basic Financial Statements	25
Required Supplementary Information	69
Schedule of Expenditures of Federal Awards.....	85
Notes to the Schedule of Expenditures of Federal Awards	86
Independent Auditor's Report on Internal Control Over Financial Reporting and on Compliance and Other Matters Required by <i>Government Auditing Standards</i>	89
Independent Auditor's Report on Compliance with Requirements Applicable to the Major Federal Program and on Internal Control Over Compliance Required By the Uniform Guidance	91
Schedule of Findings.....	93

This page intentionally left blank.



Lausche Building, 12th Floor
615 Superior Avenue, NW
Cleveland, Ohio 44113-1801
(216) 787-3665 or (800) 626-2297
NortheastRegion@ohioauditor.gov

INDEPENDENT AUDITOR'S REPORT

Sheffield-Sheffield Lake City School District
Lorain County
1824 Harris Road
Sheffield, Ohio 44054

To the Board of Education:

Report on the Financial Statements

We have audited the accompanying financial statements of the governmental activities, each major fund, and the aggregate remaining fund information of the Sheffield-Sheffield Lake City School District, Lorain County, Ohio (the District), as of and for the year ended June 30, 2020, and the related notes to the financial statements, which collectively comprise the District's basic financial statements as listed in the table of contents.

Management's Responsibility for the Financial Statements

Management is responsible for preparing and fairly presenting these financial statements in accordance with accounting principles generally accepted in the United States of America; this includes designing, implementing, and maintaining internal control relevant to preparing and fairly presenting financial statements that are free from material misstatement, whether due to fraud or error.

Auditor's Responsibility

Our responsibility is to opine on these financial statements based on our audit. We audited in accordance with auditing standards generally accepted in the United States of America and the financial audit standards in the Comptroller General of the United States' *Government Auditing Standards*. Those standards require us to plan and perform the audit to reasonably assure the financial statements are free from material misstatement.

An audit requires obtaining evidence about financial statement amounts and disclosures. The procedures selected depend on our judgment, including assessing the risks of material financial statement misstatement, whether due to fraud or error. In assessing those risks, we consider internal control relevant to the District's preparation and fair presentation of the financial statements in order to design audit procedures that are appropriate in the circumstances, but not to the extent needed to opine on the effectiveness of the District's internal control. Accordingly, we express no opinion. An audit also includes evaluating the appropriateness of management's accounting policies and the reasonableness of their significant accounting estimates, as well as our evaluation of the overall financial statement presentation.

We believe the audit evidence we obtained is sufficient and appropriate to support our audit opinions.

Efficient • Effective • Transparent

Opinion

In our opinion, the financial statements referred to above present fairly, in all material respects, the respective financial position of the governmental activities, each major fund, and the aggregate remaining fund information of the Sheffield-Sheffield Lake City School District, Lorain County, Ohio, as of June 30, 2020, and the respective changes in financial position thereof and the budgetary comparison for the General Fund thereof for the year then ended in accordance with the accounting principles generally accepted in the United States of America.

Emphasis of Matter

As discussed in Note 18 to the financial statements, the financial impact of COVID-19 and the continuing emergency measures may impact subsequent periods for the District. We did not modify our opinion regarding this matter.

Other Matters

Required Supplementary Information

Accounting principles generally accepted in the United States of America require this presentation to include *management's discussion and analysis* and schedules of net pension and other post-employment benefit liabilities and pension and other post-employment benefit contributions listed in the table of contents, to supplement the basic financial statements. Although this information is not part of the basic financial statements, the Governmental Accounting Standards Board considers it essential for placing the basic financial statements in an appropriate operational, economic, or historical context. We applied certain limited procedures to the required supplementary information in accordance with auditing standards generally accepted in the United States of America, consisting of inquiries of management about the methods of preparing the information and comparing the information for consistency with management's responses to our inquiries, to the basic financial statements, and other knowledge we obtained during our audit of the basic financial statements. We do not opine or provide any assurance on the information because the limited procedures do not provide us with sufficient evidence to opine or provide any other assurance.

Supplementary and Other Information

Our audit was conducted to opine on the District's basic financial statements taken as a whole.

The Schedule of Expenditures of Federal Awards presents additional analysis as required by Title 2 U.S. Code of Federal Regulations (CFR) Part 200, Uniform Administrative Requirements, Cost Principles, and Audit Requirements for Federal Awards and is not a required part of the financial statements.

The schedule is management's responsibility, and derives from and relates directly to the underlying accounting and other records used to prepare the basic financial statements. We subjected this information to the auditing procedures we applied to the basic financial statements. We also applied certain additional procedures, including comparing and reconciling this information directly to the underlying accounting and other records used to prepare the basic financial statements or to the basic financial statements themselves in accordance with auditing standards generally accepted in the United States of America. In our opinion, this information is fairly stated in all material respects in relation to the basic financial statements taken as a whole.

Other Reporting Required by Government Auditing Standards

In accordance with *Government Auditing Standards*, we have also issued our report dated May 12, 2021, on our consideration of the District's internal control over financial reporting and our tests of its compliance with certain provisions of laws, regulations, contracts and grant agreements and other matters. That report describes the scope of our internal control testing over financial reporting and compliance, and the results of that testing, and does not opine on internal control over financial reporting or on compliance. That report is an integral part of an audit performed in accordance with *Government Auditing Standards* in considering the District's internal control over financial reporting and compliance.



Keith Faber
Auditor of State
Columbus, Ohio

May 12, 2021

This page intentionally left blank.

**SHEFFIELD-SHEFFIELD LAKE CITY SCHOOL DISTRICT
LORAIN COUNTY, OHIO**

**MANAGEMENT'S DISCUSSION AND ANALYSIS
FOR THE FISCAL YEAR ENDED JUNE 30, 2020**

The management's discussion and analysis of the Sheffield-Sheffield Lake City School District's ("the District") financial performance provides an overall review of the District's financial activities for the fiscal year ended June 30, 2020. The intent of this discussion and analysis is to look at the District's financial performance as a whole; readers should also review the basic financial statements and the notes to the basic financial statements to enhance their understanding of the District's financial performance.

Financial Highlights

Key financial highlights for fiscal year 2020 are as follows:

- In total, net position of governmental activities decreased \$226,708 from \$(8,256,100) to \$(8,482,808) which represents a 2.75% decrease from 2019's restated net position.
- General revenues accounted for \$20,925,444 in revenue or 86.37% of all revenues. Program specific revenues in the form of charges for services and operating grants, interest and contributions accounted for \$3,300,948 or 13.63% of all revenues. The District had total revenues of \$24,226,392.
- The District had \$24,453,100 in expenses related to governmental activities; only \$3,300,948 of these expenses was offset by program specific charges for services, grants or contributions. General revenues supporting governmental activities (primarily taxes and unrestricted grants and entitlements) of \$20,925,444 were not adequate to provide for these programs.
- The District's major governmental funds are the general fund and the bond retirement fund.
- The general fund had \$20,408,147 in revenues and \$20,745,317 in expenditures. During fiscal year 2020, the general fund's fund balance decreased from a restated total of \$8,048,805 to \$7,711,635.
- The bond retirement fund had \$11,742,991 in revenues and other financing sources and \$11,483,042 in expenditures and other financing uses. During fiscal year 2020, the bond retirement fund's fund balance increased from \$903,501 to \$1,163,450.

Using the Basic Financial Statements

This annual report consists of a series of financial statements and notes to those statements. These statements are organized so the reader can understand the District as a financial whole, an entire operating entity. The statements then proceed to provide an increasingly detailed look at specific financial activities.

The statement of net position and statement of activities provide information about the activities of the whole District, presenting both an aggregate view of the District's finances and a longer-term view of those finances. Fund financial statements provide the next level of detail. For governmental funds, these statements tell how services were financed in the short-term as well as what remains for future spending. The fund financial statements also look at the District's most significant funds with all other nonmajor funds presented in total in one column. In the case of the District, the general fund and the bond retirement fund are by far the most significant funds, and the only governmental funds reported as major funds.

**SHEFFIELD-SHEFFIELD LAKE CITY SCHOOL DISTRICT
LORAIN COUNTY, OHIO**

MANAGEMENT'S DISCUSSION AND ANALYSIS
FOR THE FISCAL YEAR ENDED JUNE 30, 2020

Reporting the District as a Whole

Statement of Net Position and the Statement of Activities

While this document contains the large number of funds used by the District to provide programs and activities, the view of the District as a whole looks at all financial transactions and asks the question, "How did we do financially during 2020?" The statement of net position and the statement of activities answer this question. These statements include all assets, liabilities, deferred inflows and outflows of resources, revenues and expenses using the accrual basis of accounting similar to the accounting used by most private-sector companies. This basis of accounting will take into account all of the current year's revenues and expenses regardless of when cash is received or paid.

These two statements report the District's net position and changes in that position. This change in net position is important because it tells the reader that, for the District as a whole, the financial position of the District has improved or diminished. The causes of this change may be the result of many factors, some financial, some not. Non-financial factors include the District's property tax base, current property tax laws in Ohio restricting revenue growth, facility conditions, required educational programs and other factors.

On the statement of net position and in the statement of activities, the governmental activities include the District's programs and services, including instruction, support services, operation and maintenance of plant, pupil transportation, extracurricular activities, and food service operations.

Reporting the District's Most Significant Funds

Fund Financial Statements

The analysis of the District's major governmental fund begins on page 13. Fund financial reports provide detailed information about the District's major funds. The District uses many funds to account for a multitude of financial transactions. However, these fund financial statements focus on the District's most significant funds. The District's major governmental funds are the general fund and the bond retirement fund.

Governmental Funds

Most of the District's activities are reported in governmental funds, which focus on how money flows into and out of those funds and the balances left at year-end available for spending in future periods. These funds are reported using an accounting method called modified accrual accounting, which measures cash and all other financial assets than can readily be converted to cash. The governmental fund financial statements provide a detailed short-term view of the District's general government operations and the basic services it provides. Governmental fund information helps you determine whether there are more or fewer financial resources that can be spent in the near future to finance educational programs. The relationship (or differences) between governmental activities (reported on the statement of net position and in the statement of activities) and governmental funds is reconciled in the basic financial statements.

Notes to the Basic Financial Statements

The notes provide additional information that is essential to a full understanding of the data provided in the government-wide and fund financial statements.

Required Supplementary Information

In addition to the basic financial statements and accompanying notes, this report also presents certain required supplementary information concerning the District's net pension liability and net OPEB liability/asset.

**SHEFFIELD-SHEFFIELD LAKE CITY SCHOOL DISTRICT
LORAIN COUNTY, OHIO**

MANAGEMENT'S DISCUSSION AND ANALYSIS
FOR THE FISCAL YEAR ENDED JUNE 30, 2020

The District as a Whole

The statement of net position provides the perspective of the District as a whole. The table below provides a summary of the District's net position for fiscal years 2020 and 2019. See Note 3.B for detail on the restatement for the implementation of GASB No. 84.

	Net Position	
	Governmental Activities 2020	(Restated) Governmental Activities 2019
<u>Assets</u>		
Current and other assets	\$ 24,836,780	\$ 24,621,692
Net OPEB asset	1,278,028	1,216,024
Capital assets, net	<u>34,295,222</u>	<u>34,731,298</u>
Total assets	<u>60,410,030</u>	<u>60,569,014</u>
<u>Deferred outflows of resources</u>		
Unamortized deferred charges on debt refunding	1,496,676	1,454,951
Pensions	4,718,060	6,336,672
OPEB	<u>697,148</u>	<u>615,669</u>
Total deferred outflows of resources	<u>6,911,884</u>	<u>8,407,292</u>
<u>Liabilities</u>		
Current liabilities	2,545,046	2,367,033
Long-term liabilities:		
Due within one year	923,344	765,969
Due in more than one year:		
Net pension liability	22,033,485	22,114,718
Net OPEB liability	2,144,716	2,671,070
Other amounts	<u>31,404,342</u>	<u>32,420,343</u>
Long-term liabilities	<u>56,505,887</u>	<u>57,972,100</u>
Total liabilities	<u>59,050,933</u>	<u>60,339,133</u>
<u>Deferred inflows of resources</u>		
Property taxes and PILOTs levied for the next fiscal year	12,308,389	12,184,841
Pensions	1,930,347	2,448,233
OPEB	<u>2,515,053</u>	<u>2,260,199</u>
Total deferred inflows of resources	<u>16,753,789</u>	<u>16,893,273</u>
<u>Net position</u>		
Net investment in capital assets	5,000,863	5,320,993
Restricted	1,355,560	400,657
Unrestricted (deficit)	<u>(14,839,231)</u>	<u>(13,977,750)</u>
Total net position (deficit)	<u>\$ (8,482,808)</u>	<u>\$ (8,256,100)</u>

**SHEFFIELD-SHEFFIELD LAKE CITY SCHOOL DISTRICT
LORAIN COUNTY, OHIO**

MANAGEMENT'S DISCUSSION AND ANALYSIS
FOR THE FISCAL YEAR ENDED JUNE 30, 2020

The net pension liability is reported pursuant to Governmental Accounting Standards Board (GASB) Statement 68, "Accounting and Financial Reporting for Pensions - an Amendment of GASB Statement 27." The net other postemployment benefits (OPEB) liability/asset is reported pursuant to GASB Statement 75, "Accounting and Financial Reporting for Postemployment Benefits Other Than Pensions." For reasons discussed below, many end users of this financial statement will gain a clearer understanding of the District's actual financial condition by adding deferred inflows related to pension and OPEB, the net pension liability, and the net OPEB liability/asset to the reported net position and subtracting deferred outflows related to pension and OPEB and the net OPEB asset.

Governmental Accounting Standards Board standards are national and apply to all government financial reports prepared in accordance with generally accepted accounting principles. Prior accounting for pensions (GASB 27) and postemployment benefits (GASB 45) focused on a funding approach. This approach limited pension and OPEB costs to contributions annually required by law, which may or may not be sufficient to fully fund each plan's *net pension liability* or *net OPEB liability*. GASB 68 and GASB 75 take an earnings approach to pension and OPEB accounting; however, the nature of Ohio's statewide pension/OPEB plans and state law governing those systems requires additional explanation in order to properly understand the information presented in these statements.

GASB 68 and GASB 75 require the net pension liability and the net OPEB liability/asset to equal the District's proportionate share of each plan's collective:

1. Present value of estimated future pension/OPEB benefits attributable to active and inactive employees' past service.
2. Minus plan assets available to pay these benefits.

GASB notes that pension and OPEB obligations, whether funded or unfunded, are part of the "employment exchange" - that is, the employee is trading his or her labor in exchange for wages, benefits, and the promise of a future pension and other postemployment benefits. GASB noted that the unfunded portion of this promise is a present obligation of the government, part of a bargained-for benefit to the employee, and should accordingly be reported by the government as a liability since they received the benefit of the exchange. However, the District is not responsible for certain key factors affecting the balance of these liabilities. In Ohio, the employee shares the obligation of funding pension benefits with the employer. Both employer and employee contribution rates are capped by State statute. A change in these caps requires action of both Houses of the General Assembly and approval of the Governor. Benefit provisions are also determined by State statute. The Ohio Revised Code permits, but does not require, the retirement systems to provide healthcare to eligible benefit recipients. The retirement systems may allocate a portion of the employer contributions to provide for these OPEB benefits.

The employee enters the employment exchange with the knowledge that the employer's promise is limited not by contract but by law. The employer enters the exchange also knowing that there is a specific, legal limit to its contribution to the retirement system. In Ohio, there is no legal means to enforce the unfunded liability of the pension/OPEB plan *as against the public employer*. State law operates to mitigate/lessen the moral obligation of the public employer to the employee, because all parties enter the employment exchange with notice as to the law. The retirement system is responsible for the administration of the pension and OPEB plans.

**SHEFFIELD-SHEFFIELD LAKE CITY SCHOOL DISTRICT
LORAIN COUNTY, OHIO**

**MANAGEMENT’S DISCUSSION AND ANALYSIS
FOR THE FISCAL YEAR ENDED JUNE 30, 2020**

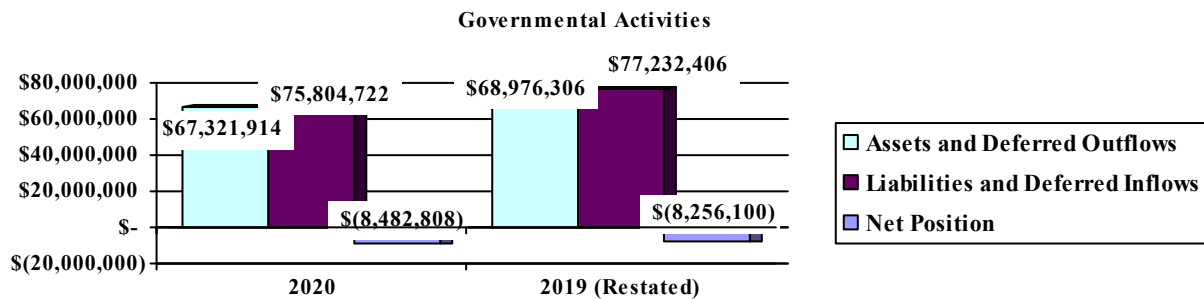
Most long-term liabilities have set repayment schedules or, in the case of compensated absences (i.e. sick and vacation leave), are satisfied through paid time-off or termination payments. There is no repayment schedule for the net pension liability or the net OPEB liability. As explained above, changes in benefits, contribution rates, and return on investments affect the balance of these liabilities but are outside the control of the local government. In the event that contributions, investment returns, and other changes are insufficient to keep up with required payments, State statute does not assign/identify the responsible party for the unfunded portion. Due to the unique nature of how the net pension liability and the net OPEB liability are satisfied, these liabilities are separately identified within the long-term liability section of the statement of net position.

In accordance with GASB 68 and GASB 75, the District’s statements prepared on an accrual basis of accounting include an annual pension expense and an annual OPEB expense for their proportionate share of each plan’s *change* in net pension liability and net OPEB liability/asset, respectively, not accounted for as deferred inflows/outflows.

Over time, net position can serve as a useful indicator of a government’s financial position. At June 30, 2020, the District’s liabilities and deferred inflows of resources exceeded assets and deferred outflows of resources by \$8,482,808. The net investment in capital assets at June 30, 2020 was \$5,000,863. A portion of the District’s net position, \$1,355,560, represents resources that are subject to external restriction on how they may be used. The remaining balance of unrestricted net position is a deficit of \$14,839,231.

At year-end, capital assets represented 56.77% of total assets. Capital assets include land, buildings and improvements, furniture and equipment and vehicles. Capital assets are used to provide services to the students and are not available for future spending.

The chart below shows the District’s governmental activities assets and deferred outflows, liabilities and deferred inflows and net position at June 30, 2020 and 2019. See Note 3.B for detail on the restatement for the implementation of GASB No. 84.



**SHEFFIELD-SHEFFIELD LAKE CITY SCHOOL DISTRICT
LORAIN COUNTY, OHIO**

**MANAGEMENT'S DISCUSSION AND ANALYSIS
FOR THE FISCAL YEAR ENDED JUNE 30, 2020**

The table below shows the change in net position for fiscal years 2020 and 2019. See Note 3.B for detail on the restatement for the implementation of GASB No. 84.

	Change in Net Position	
	Governmental Activities	(Restated) Governmental Activities
	<u>2020</u>	<u>2019</u>
<u>Revenues</u>		
Program revenues:		
Charges for services and sales	\$ 1,335,541	\$ 1,358,415
Operating grants and contributions	1,965,407	1,888,136
Capital grants and contributions	-	600
General revenues:		
Property taxes	14,635,533	13,663,041
Payments in lieu of taxes	332,659	557,542
Grants and entitlements	5,422,549	5,920,991
Investment earnings	348,916	255,711
Other	<u>185,787</u>	<u>155,500</u>
Total revenues	<u>24,226,392</u>	<u>23,799,936</u>
<u>Expenses</u>		
Program expenses:		
Instruction:		
Regular	10,078,703	8,256,264
Special	3,373,651	2,984,150
Vocational	18,576	72,201
Other	53,404	77,506
Support services:		
Pupil	1,585,036	1,279,351
Instructional staff	580,309	720,679
Board of education	60,758	56,483
Administration	2,030,841	1,743,530
Fiscal	629,782	551,663
Business	221,128	205,376
Operations and maintenance	2,115,703	1,790,272
Pupil transportation	970,366	1,036,621
Central	609,911	239,234
Operation of non-instructional services:		
Food service operations	599,686	643,408
Other non-instructional services	25,988	34,146
Extracurricular activities	840,871	751,442
Interest and fiscal charges	<u>658,387</u>	<u>1,571,859</u>
Total expenses	<u>24,453,100</u>	<u>22,014,185</u>
Change in net position	(226,708)	1,785,751
Net position (deficit) at beginning of year (restated)	<u>(8,256,100)</u>	<u>(10,041,851)</u>
Net position (deficit) at end of year	<u>\$ (8,482,808)</u>	<u>\$ (8,256,100)</u>

**SHEFFIELD-SHEFFIELD LAKE CITY SCHOOL DISTRICT
LORAIN COUNTY, OHIO**

**MANAGEMENT’S DISCUSSION AND ANALYSIS
FOR THE FISCAL YEAR ENDED JUNE 30, 2020**

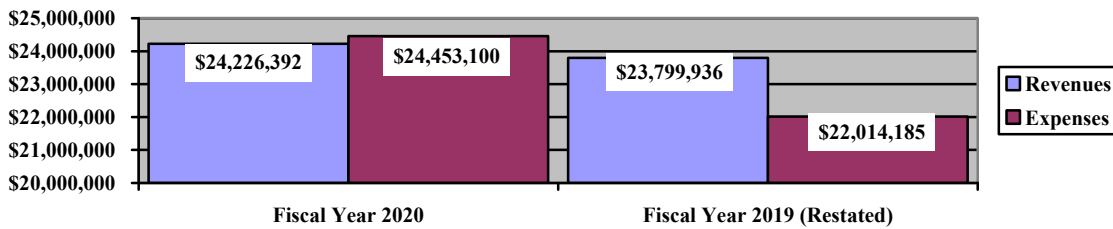
Governmental Activities

Net position of the District’s governmental activities decreased \$226,708. Total governmental expenses of \$24,453,100 were offset by program revenues of \$3,300,948 and general revenues of \$20,925,444. Program revenues supported 13.50% of the total governmental expenses.

The primary source of revenue for governmental activities is derived from property taxes. Property taxes make up 60.41% of total revenues of the District for fiscal year 2020. The unusual nature of property taxes in Ohio creates the need to routinely seek voter approval for operating funds. As a result of legislation enacted in 1976, the overall revenue generated by a voted tax levy does not increase as a result of inflation. As an example, a homeowner with a home value at \$100,000 (assessed value of \$35,000) and taxes at 1.0 mill would pay \$35.00 annually in taxes. If, three years later, the home value was to be reappraised and increased to \$200,000 (assessed value of \$70,000) the effective tax rate would become .5 mills and the owner would still pay \$35.00. Property tax revenue increased 7.12% during the fiscal year 2020 as a result of fluctuations in advances available at fiscal year-end.

The graph below presents the District’s governmental activities revenue and expenses for fiscal years 2020 and 2019. See Note 3.B for detail on the restatement for the implementation of GASB No. 84.

Governmental Activities - Revenues and Expenses



The statement of activities shows the cost of program services and the charges for services and grants offsetting those services. The table that follows shows, for governmental activities, the total cost of services and the net cost of services. That is, it identifies the cost of these services supported by tax revenue and unrestricted State grants and entitlements.

**SHEFFIELD-SHEFFIELD LAKE CITY SCHOOL DISTRICT
LORAIN COUNTY, OHIO**

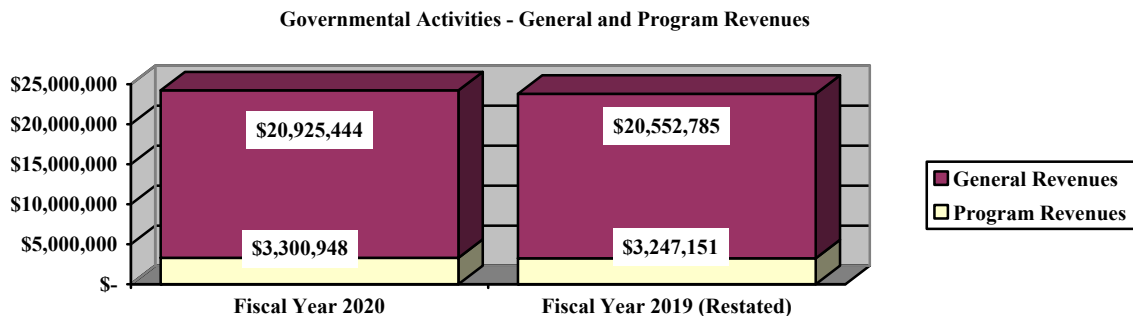
**MANAGEMENT'S DISCUSSION AND ANALYSIS
FOR THE FISCAL YEAR ENDED JUNE 30, 2020**

Governmental Activities

	Total Cost of Services <u>2020</u>	Net Cost of Services <u>2020</u>	(Restated) Total Cost of Services <u>2019</u>	(Restated) Net Cost of Services <u>2019</u>
Program expenses				
Instruction:				
Regular	\$ 10,078,703	\$ 9,083,731	\$ 8,256,264	\$ 7,335,297
Special	3,373,651	2,139,924	2,984,150	1,774,203
Vocational	18,576	6,339	72,201	59,271
Other	53,404	53,404	77,506	77,506
Support services:				
Pupil	1,585,036	1,334,642	1,279,351	1,225,318
Instructional staff	580,309	569,004	720,679	707,905
Board of education	60,758	60,758	56,483	56,483
Administration	2,030,841	2,030,841	1,743,530	1,743,530
Fiscal	629,782	629,782	551,663	551,663
Business	221,128	221,128	205,376	205,376
Operations and maintenance	2,115,703	2,110,702	1,790,272	1,789,672
Pupil transportation	970,366	959,214	1,036,621	1,006,146
Central	609,911	600,911	239,234	230,234
Operations of non-instructional services:				
Food service operations	599,686	66,351	643,408	(32,058)
Other non-instructional services	25,988	4,134	34,146	9,200
Extracurricular activities	840,871	622,900	751,442	455,429
Interest and fiscal charges	658,387	658,387	1,571,859	1,571,859
Total expenses	<u>\$ 24,453,100</u>	<u>\$ 21,152,152</u>	<u>\$ 22,014,185</u>	<u>\$ 18,767,034</u>

The dependence upon tax and other general revenues for governmental activities is crucial; 83.43% of instruction activities are supported through taxes and other general revenues. For all governmental activities, general revenue support is 86.50%. The District's taxpayers and unrestricted grants, as a whole, are by far the primary support for District's students.

The graph below presents the District's governmental activities revenue for fiscal year 2020 and 2019. See Note 3.B for detail on the restatement for the implementation of GASB No. 84.



**SHEFFIELD-SHEFFIELD LAKE CITY SCHOOL DISTRICT
LORAIN COUNTY, OHIO**

MANAGEMENT'S DISCUSSION AND ANALYSIS
FOR THE FISCAL YEAR ENDED JUNE 30, 2020

The District's Funds

The District's governmental funds reported a combined fund balance of \$9,109,241, compared to last year's restated total of \$9,316,501. The table below indicates the fund balance and the total change in fund balance as of June 30, 2020 and 2019.

	Fund Balance <u>June 30, 2020</u>	(Restated) Fund Balance <u>June 30, 2019</u>	Increase <u>(Decrease)</u>
General	\$ 7,711,635	\$ 8,048,805	\$ (337,170)
Bond Retirement	1,163,450	903,501	259,949
Nonmajor governmental funds	<u>234,156</u>	<u>364,195</u>	<u>(130,039)</u>
Total	<u>\$ 9,109,241</u>	<u>\$ 9,316,501</u>	<u>\$ (207,260)</u>

General Fund

The District's general fund reported a fund balance of \$7,711,635 at June 30, 2020, which represents a decrease of \$337,170 from the prior year restated total. The table below assists in illustrating the financial activities and fund balance of the general fund.

	<u>2020 Amount</u>	<u>2019 Amount</u>	<u>Percentage Change</u>
<u>Revenues</u>			
Taxes	\$ 12,739,593	\$ 11,861,895	7.40 %
Payments in lieu of taxes	332,659	557,542	(40.33) %
Tuition	900,542	777,867	15.77 %
Earnings on investments	339,308	254,435	33.36 %
Intergovernmental	5,843,472	6,356,407	(8.07) %
Other revenues	<u>252,573</u>	<u>253,875</u>	(0.51) %
Total	<u>\$ 20,408,147</u>	<u>\$ 20,062,021</u>	1.73 %
<u>Expenditures</u>			
Instruction	\$ 12,113,317	\$ 11,896,976	1.82 %
Support services	7,910,591	7,852,032	0.75 %
Operation of non-instructional services	4,561	3,644	25.16 %
Extracurricular activities	619,478	546,514	13.35 %
Capital outlay	-	439,264	(100.00) %
Debt service	<u>97,370</u>	<u>67,741</u>	43.74 %
Total	<u>\$ 20,745,317</u>	<u>\$ 20,806,171</u>	(0.29) %

**SHEFFIELD-SHEFFIELD LAKE CITY SCHOOL DISTRICT
LORAIN COUNTY, OHIO**

**MANAGEMENT'S DISCUSSION AND ANALYSIS
FOR THE FISCAL YEAR ENDED JUNE 30, 2020**

The District experienced an increase in its largest revenue source, property taxes revenue, which led to an overall increase in revenues. Property taxes increased \$877,698 or 7.40% due to fluctuations in property tax advances available at fiscal year-end for 2018, 2019 and 2020. The amount available as advance can fluctuate based on the timing of tax collections and the date at which tax bills are sent. The District received fewer payments in lieu of taxes revenue from the Village of Sheffield during fiscal year 2020. The increase in tuition revenue is due to fluctuations in open enrollment and student fees. Higher interest rates resulted in a significant increase in earnings on investments as compared to the prior year.

The District has a site-based style of budgeting designed to control expenditures, as evidenced by a 0.29% decrease in overall expenditures in fiscal year 2020. Instruction and support services increased slightly over fiscal year 2019, by 1.82% and 0.75%, respectively. Capital outlay expenditures decreased as a result of a lease-purchase agreement that was entered into during fiscal year 2019 for buses, there were no new capital leases purchase agreements for fiscal year 2020.

Bond Retirement Fund

The bond retirement fund was established to account for property tax revenues levied to make principal and interest payments on the general obligation bonds. The District received \$1,745,927 in property taxes and homestead and rollbacks in fiscal year 2020. The District also entered into a new refunding in fiscal year 2020 which they will be paying out of the bond retirement fund, along with their other outstanding debt.

General Fund Budgeting Highlights

The District's budget is prepared according to Ohio law and is based on accounting for certain transactions on a basis of cash receipts, disbursements and encumbrances. The most significant budgeted fund is the general fund.

For the general fund, original budget and final budgeted revenues and other financing sources were \$20,600,000. Actual revenues and other financing sources were \$20,382,745, which is \$217,255 or 1.05% lower than the final budget.

General fund original and final appropriations (appropriated expenditures plus other financing uses) were \$22,332,344 and \$22,334,683, respectively. The actual budget basis expenditures and other financing uses for fiscal year 2020 totaled \$20,741,402, which is \$1,593,281 or 7.13% lower than the final budget appropriations. Fluctuations among the budget base expenditures categories are due to the District's site-based budgeting designed to tightly control expenditures but provide flexibility for managers to redirect funds as conditions develop during the year.

Capital Assets and Debt Administration

Capital Assets

At the end of fiscal year 2020, the District had \$34,295,222 (net of accumulated depreciation) invested in land, buildings and improvements, furniture and equipment and vehicles. This entire amount is reported in governmental activities. The table that follows shows fiscal year 2020 balances compared to 2019.

**SHEFFIELD-SHEFFIELD LAKE CITY SCHOOL DISTRICT
LORAIN COUNTY, OHIO**

MANAGEMENT'S DISCUSSION AND ANALYSIS
FOR THE FISCAL YEAR ENDED JUNE 30, 2020

Capital Assets at June 30 (Net of Depreciation)

	Governmental Activities	
	2020	2019
Land	\$ 540,878	\$ 540,878
Building and improvements	32,729,767	33,123,205
Furniture and equipment	220,407	208,344
Vehicles	804,170	858,871
 Total	 \$ 34,295,222	 \$ 34,731,298

The decrease in capital assets is a result of capital asset depreciation of \$488,910 exceeding additions of \$52,834. See Note 8 in the notes to the basic financial statements for additional detail on the District's capital assets.

Debt Administration

At June 30, 2020, the District had \$28,777,971 in general obligation bonds outstanding and lease-purchase agreements outstanding. Of this total, \$823,994 is due within one year and \$27,953,977 is due in greater than one year. The following table summarizes the debt outstanding.

Outstanding Debt, at Fiscal Year End

	Governmental Activities	
	2020	2019
School improvement general obligation and refunding bonds:		
Current interest and capital appreciation bonds	\$ 28,272,229	\$ 28,452,557
Accretion on capital appreciation bonds	170,885	862,405
Total general obligation bonds	28,443,114	29,314,962
Lease-purchase agreements	334,857	460,165
Total outstanding debt obligations	\$ 28,777,971	\$ 29,775,127

At June 30, 2020, the District's overall legal debt margin was \$4,941,972 and the unvoted debt margin was \$356,119. See Note 10 in the notes to the basic financial statements for additional information on the District's debt administration.

Current Financial Related Activities

The Board of Education and the Administration closely monitor the District's revenues and expenditures in accordance with its financial forecast and the District's Strategic Plan.

The District relies heavily upon real estate taxes and state funding as sources of revenue. The District's financial future took a turn for the better with the passage of a 5.99 mill five-year Emergency Operating Levy in November 2005. This and an older Emergency Levy were both renewed in May of 2014. The Community showed their further support in May of 2015 by passing a 6.53 mill five-year Emergency Operating Levy. The District's three emergency levies expire in tax year 2019.

**SHEFFIELD-SHEFFIELD LAKE CITY SCHOOL DISTRICT
LORAIN COUNTY, OHIO**

**MANAGEMENT'S DISCUSSION AND ANALYSIS
FOR THE FISCAL YEAR ENDED JUNE 30, 2020**

In May of 2019, the District was successful in passing a 19.88 mill substitute levy for a continuing period of time. The substitute levy combines all three emergency levies into one, and allows for revenue growth based on new construction within the District. With the passage of the substitute levy, the District's fiscal stability has improved, maintaining positive ending cash balances through the five-year forecast period. In addition, the triennial appraisal generated regrowth for the District, with an increase in total assessed valuation from \$353,523,370 to \$356,119,450.

Due to the effects of the COVID-19 pandemic, the Governor announced state budget cuts. The District has lost \$355k in state funding in fiscal year 2020, and is projected to lose that same amount in fiscal year 2021. The District will be allocated \$225k under the CARES Act, the coronavirus relief bill.

The financial statements represent our continued efforts to keep the District informed of the use of their tax dollars and the cost of the District to maintain the excellence in education provided our students and expected of our community.

Contacting the District's Financial Management

This financial report is designed to provide our citizens, taxpayers, and investors and creditors with a general overview of the District's finances and to show the District's accountability for the money it receives. If you have questions about this report or need additional financial information contact Michael Barnhardt, Treasurer, Sheffield-Sheffield Lake City School District, 1824 Harris Road, Sheffield, Ohio 44054, or email mbarnhart@sheffieldschools.org.

BASIC
FINANCIAL STATEMENTS

**SHEFFIELD-SHEFFIELD LAKE CITY SCHOOL DISTRICT
LORAIN COUNTY, OHIO**

STATEMENT OF NET POSITION
JUNE 30, 2020

	Governmental Activities
Assets:	
Equity in pooled cash and cash equivalents.	\$ 8,697,793
Receivables:	
Property taxes	15,544,987
Payment in lieu of taxes	325,000
Accrued interest	40,336
Intergovernmental	174,084
Prepayments	22,678
Materials and supplies inventory	28,318
Inventory held for resale	3,584
Net OPEB asset	1,278,028
Capital assets:	
Nondepreciable capital assets	540,878
Depreciable capital assets, net.	33,754,344
Capital assets, net	34,295,222
Total assets.	60,410,030
 Deferred outflows of resources:	
Unamortized deferred charges on	
debt refunding	1,496,676
Pension	4,718,060
OPEB	697,148
Total deferred outflows of resources.	6,911,884
 Liabilities:	
Accounts payable.	188,351
Accrued wages and benefits payable	1,823,913
Due to other governments	462,128
Accrued interest payable	70,654
Long-term liabilities:	
Due within one year.	923,344
Due in more than one year:	
Net pension liability (See Note 12).	22,033,485
Net OPEB liability (See Note 13)	2,144,716
Other amounts due in more than one year	31,404,342
Total liabilities	59,050,933
 Deferred inflows of resources:	
Property taxes levied for the next fiscal year	11,986,885
Payment in lieu of taxes levied for the	
next fiscal year	321,504
Pension.	1,930,347
OPEB	2,515,053
Total deferred inflows of resources.	16,753,789
 Net position:	
Net investment in capital assets.	5,000,863
Restricted for:	
Capital projects	163,234
Debt service.	1,010,140
Student activities	136,018
State funded programs.	23,930
Federally funded programs	4,147
Other purposes	18,091
Unrestricted (deficit)	(14,839,231)
Total net position (deficit)	\$ (8,482,808)

SEE ACCOMPANYING NOTES TO THE BASIC FINANCIAL STATEMENTS

**SHEFFIELD-SHEFFIELD LAKE CITY SCHOOL DISTRICT
LORAIN COUNTY, OHIO**

STATEMENT OF ACTIVITIES
FOR THE FISCAL YEAR ENDED JUNE 30, 2020

	Program Revenues			Net (Expense) Revenue and Changes in Net Position
	Expenses	Charges for Services and Sales	Operating Grants, Interest and Contributions	Governmental Activities
Governmental activities:				
Instruction:				
Regular	\$ 10,078,703	\$ 922,841	\$ 72,131	\$ (9,083,731)
Special	3,373,651	30,434	1,203,293	(2,139,924)
Vocational	18,576	-	12,237	(6,339)
Other	53,404	-	-	(53,404)
Support services:				
Pupil	1,585,036	12,535	237,859	(1,334,642)
Instructional staff	580,309	325	10,980	(569,004)
Board of education	60,758	-	-	(60,758)
Administration	2,030,841	-	-	(2,030,841)
Fiscal	629,782	-	-	(629,782)
Business	221,128	-	-	(221,128)
Operations and maintenance	2,115,703	1,636	3,365	(2,110,702)
Pupil transportation	970,366	1,518	9,634	(959,214)
Central	609,911	-	9,000	(600,911)
Operation of non-instructional services:				
Other non-instructional services	25,988	-	21,854	(4,134)
Food service operations	599,686	174,466	358,869	(66,351)
Extracurricular activities	840,871	191,786	26,185	(622,900)
Interest and fiscal charges	658,387	-	-	(658,387)
Total governmental activities	\$ 24,453,100	\$ 1,335,541	\$ 1,965,407	(21,152,152)
General revenues:				
Property taxes levied for:				
General purposes				12,749,878
Debt service				1,569,308
Capital outlay				316,347
Payments in lieu of taxes				332,659
Grants and entitlements not restricted to specific programs				5,422,549
Investment earnings				348,916
Miscellaneous				185,787
Total general revenues				20,925,444
Change in net position				(226,708)
Net position (deficit) at beginning of year (restated)				(8,256,100)
Net position (deficit) at end of year				\$ (8,482,808)

SEE ACCOMPANYING NOTES TO THE BASIC FINANCIAL STATEMENTS

**SHEFFIELD-SHEFFIELD LAKE CITY SCHOOL DISTRICT
LORAIN COUNTY, OHIO**

BALANCE SHEET
GOVERNMENTAL FUNDS
JUNE 30, 2020

	<u>General</u>	<u>Bond Retirement</u>	<u>Nonmajor Governmental Funds</u>	<u>Total Governmental Funds</u>
Assets:				
Equity in pooled cash and cash equivalents.	\$ 7,510,905	\$ 862,419	\$ 324,469	\$ 8,697,793
Receivables:				
Property taxes.	13,540,631	1,665,222	339,134	15,544,987
Payment in lieu of taxes	325,000	-	-	325,000
Accrued interest	40,336	-	-	40,336
Intergovernmental.	126,272	-	47,812	174,084
Prepayments.	22,678	-	-	22,678
Materials and supplies inventory	28,318	-	-	28,318
Inventory held for resale.	-	-	3,584	3,584
Total assets	<u>\$ 21,594,140</u>	<u>\$ 2,527,641</u>	<u>\$ 714,999</u>	<u>\$ 24,836,780</u>
Liabilities:				
Accounts payable	\$ 165,942	\$ -	\$ 22,409	\$ 188,351
Accrued wages and benefits payable	1,709,706	-	114,207	1,823,913
Compensated absences payable	75,541	-	-	75,541
Due to other governments	443,662	-	18,466	462,128
Total liabilities.	<u>2,394,851</u>	<u>-</u>	<u>155,082</u>	<u>2,549,933</u>
Deferred inflows of resources:				
Property taxes levied for the next fiscal year	10,450,906	1,275,962	260,017	11,986,885
Payment in lieu of taxes levied for the next fiscal year	321,504	-	-	321,504
Delinquent property tax revenue not available.	700,290	88,229	17,932	806,451
Intergovernmental revenue not available.	4,070	-	47,812	51,882
Accrued interest not available.	10,884	-	-	10,884
Total deferred inflows of resources	<u>11,487,654</u>	<u>1,364,191</u>	<u>325,761</u>	<u>13,177,606</u>
Fund balances:				
Nonspendable:				
Materials and supplies inventory.	28,318	-	-	28,318
Prepays.	22,678	-	-	22,678
Unclaimed monies	21,751	-	-	21,751
Restricted:				
Debt service	-	1,163,450	-	1,163,450
Capital improvements	-	-	145,302	145,302
Non-public schools	-	-	10,335	10,335
Special education	-	-	1,081	1,081
Vocational education.	-	-	13,595	13,595
Extracurricular.	-	-	136,018	136,018
Other purposes.	-	-	14,536	14,536
Scholarships.	-	-	3,555	3,555
Committed:				
Underground storage tank	11,000	-	-	11,000
Assigned:				
Student instruction	4,257	-	-	4,257
Student and staff support.	99,972	-	-	99,972
School supplies	83,449	-	-	83,449
Subsequent year's appropriations	1,422,259	-	-	1,422,259
Unassigned (deficit)	<u>6,017,951</u>	<u>-</u>	<u>(90,266)</u>	<u>5,927,685</u>
Total fund balances	<u>7,711,635</u>	<u>1,163,450</u>	<u>234,156</u>	<u>9,109,241</u>
Total liabilities, deferred inflows and fund balances.	<u>\$ 21,594,140</u>	<u>\$ 2,527,641</u>	<u>\$ 714,999</u>	<u>\$ 24,836,780</u>

SEE ACCOMPANYING NOTES TO THE BASIC FINANCIAL STATEMENTS

**SHEFFIELD-SHEFFIELD LAKE CITY SCHOOL DISTRICT
LORAIN COUNTY, OHIO**

RECONCILIATION OF TOTAL GOVERNMENTAL FUND BALANCES TO
NET POSITION OF GOVERNMENTAL ACTIVITIES
JUNE 30, 2020

Total governmental fund balances		\$	9,109,241
<i>Amounts reported for governmental activities on the statement of net position are different because:</i>			
Capital assets used in governmental activities are not financial resources and therefore are not reported in the funds.			34,295,222
Other long-term assets are not available to pay for current period expenditures and therefore are deferred inflows of resources in the funds.			
Property taxes receivable	\$	806,451	
Accrued interest receivable		10,884	
Intergovernmental receivable		51,882	
Total		869,217	869,217
Unamortized deferred charges on refundings are not recognized in the funds.			1,496,676
Accrued interest payable is not due and payable in the current period and therefore is not reported in the funds.			(70,654)
The net pension liability is not due and payable in the current period, therefore, the liability and related deferred inflows and outflows of resources are not reported in governmental funds.			
Deferred outflows of resources - pension		4,718,060	
Deferred inflows of resources - pension		(1,930,347)	
Net pension liability		(22,033,485)	
Total		(19,245,772)	(19,245,772)
The net OPEB liability/asset is not due and payable in the current period, therefore, the liability/asset and related deferred inflows and outflows of resources are not reported in governmental funds:			
Deferred outflows of resources - OPEB		697,148	
Deferred inflows of resources - OPEB		(2,515,053)	
Net OPEB asset		1,278,028	
Net OPEB liability		(2,144,716)	
Total		(2,684,593)	(2,684,593)
Long-term liabilities are not due and payable in the current period and therefore are not reported in the funds.			
General obligation bonds		(28,272,229)	
Accretion of interest - capital appreciation bonds		(170,885)	
Unamortized bond premiums		(2,202,688)	
Lease-purchase agreements		(334,857)	
Compensated absences		(1,271,486)	
Total		(32,252,145)	(32,252,145)
Net position (deficit) of governmental activities		\$	(8,482,808)

SEE ACCOMPANYING NOTES TO THE BASIC FINANCIAL STATEMENTS

THIS PAGE IS INTENTIONALLY LEFT BLANK

**SHEFFIELD-SHEFFIELD LAKE CITY SCHOOL DISTRICT
LORAIN COUNTY, OHIO**

STATEMENT OF REVENUES, EXPENDITURES AND CHANGES IN FUND BALANCES
GOVERNMENTAL FUNDS
FOR THE FISCAL YEAR ENDED JUNE 30, 2020

	<u>General</u>	<u>Bond Retirement</u>	<u>Nonmajor Governmental Funds</u>	<u>Total Governmental Funds</u>
Revenues:				
From local sources:				
Property taxes	\$ 12,739,593	\$ 1,570,811	\$ 315,975	\$ 14,626,379
Payment in lieu of taxes	332,659	-	-	332,659
Tuition	900,542	-	-	900,542
Transportation fees	1,518	-	17,334	18,852
Earnings on investments	339,308	-	133	339,441
Charges for services	-	-	176,102	176,102
Extracurricular	12,535	-	174,777	187,312
Classroom materials and fees	52,733	-	-	52,733
Contributions and donations	671	-	24,404	25,075
Other local revenues	185,116	-	3,798	188,914
Intergovernmental - state	5,843,472	175,116	295,189	6,313,777
Intergovernmental - federal	-	-	993,962	993,962
Total revenues	<u>20,408,147</u>	<u>1,745,927</u>	<u>2,001,674</u>	<u>24,155,748</u>
Expenditures:				
Current:				
Instruction:				
Regular	9,405,457	-	83,532	9,488,989
Special	2,639,876	-	563,216	3,203,092
Vocational	17,149	-	1,500	18,649
Other	50,835	-	-	50,835
Support services:				
Pupil	1,285,769	-	238,183	1,523,952
Instructional staff	594,406	-	11,670	606,076
Board of education	59,035	-	-	59,035
Administration	1,971,717	-	-	1,971,717
Fiscal	569,955	28,507	5,701	604,163
Business	211,781	-	-	211,781
Operations and maintenance	1,714,798	-	313,667	2,028,465
Pupil transportation	902,219	-	754	902,973
Central	600,911	-	9,000	609,911
Operation of non-instructional services:				
Other non-instructional services	4,561	-	27,515	32,076
Food service operations	-	-	595,580	595,580
Extracurricular activities	619,478	-	201,284	820,762
Facilities acquisition and construction	-	-	35,599	35,599
Debt service:				
Principal retirement	82,874	175,312	42,434	300,620
Interest and fiscal charges	14,496	787,983	2,078	804,557
Accretion on capital appreciation bonds	-	494,690	-	494,690
Refunding bond issuance costs	-	187,781	-	187,781
Total expenditures	<u>20,745,317</u>	<u>1,674,273</u>	<u>2,131,713</u>	<u>24,551,303</u>
Excess (deficiency) of revenues over (under) expenditures	<u>(337,170)</u>	<u>71,654</u>	<u>(130,039)</u>	<u>(395,555)</u>
Other financing sources (uses):				
Premium on refunding bonds	-	387,080	-	387,080
Sale of refunding bonds	-	9,609,984	-	9,609,984
Payment to refunding bond escrow agent	-	(9,808,769)	-	(9,808,769)
Total other financing sources (uses)	<u>-</u>	<u>188,295</u>	<u>-</u>	<u>188,295</u>
Net change in fund balances	(337,170)	259,949	(130,039)	(207,260)
Fund balances at beginning of year (restated)	<u>8,048,805</u>	<u>903,501</u>	<u>364,195</u>	<u>9,316,501</u>
Fund balances at end of year	<u>\$ 7,711,635</u>	<u>\$ 1,163,450</u>	<u>\$ 234,156</u>	<u>\$ 9,109,241</u>

SEE ACCOMPANYING NOTES TO THE BASIC FINANCIAL STATEMENTS

**SHEFFIELD-SHEFFIELD LAKE CITY SCHOOL DISTRICT
LORAIN COUNTY, OHIO**

RECONCILIATION OF THE STATEMENT OF REVENUES, EXPENDITURES
AND CHANGES IN FUND BALANCES OF GOVERNMENTAL FUNDS
TO THE STATEMENT OF ACTIVITIES
FOR THE FISCAL YEAR ENDED JUNE 30, 2020

Net change in fund balances - total governmental funds \$ (207,260)

Amounts reported for governmental activities in the statement of activities because:

Governmental funds report capital outlays as expenditures. However, in the statement of activities, the cost of those assets is allocated over their estimated useful lives as depreciation expense.

Capital asset additions	\$ 52,834	
Current year depreciation	(488,910)	
Total	(436,076)	(436,076)

Revenues in the statement of activities that do not provide current financial resources are not reported as revenues in the funds.

Property taxes	9,154	
Earnings on investments	9,608	
Intergovernmental	(37,714)	
Total	(18,952)	(18,952)

Repayment of principal is an expenditure in the governmental funds, but the repayment reduces long-term liabilities on the statement of net position.

General obligation bonds	60,002	
Capital appreciation bonds	115,310	
Accreted interest on capital appreciation bonds	494,690	
Lease-purchase agreements	125,308	
Total	795,310	795,310

The issuances of debt obligations are recorded as other financing sources in the governmental funds; however, in the statement of activities, they are not reported as revenues as they increase long-term liabilities on the statement of net position.

General obligation bonds		(9,609,984)
--------------------------	--	-------------

Payment to refunded bond escrow agent for the retirement of bonds is an other financing use in the governmental funds but the payment reduces long-term liabilities on the statement of net position. Deferred charges related to bond refundings are amortized over the life of the issuance in the statement of activities. The following refunding transactions occurred during the year:

Bonds refunded	9,615,000	
Unamortized premium on bonds refunded	64,554	
Deferred charges on refunding	129,215	
Total	9,808,769	9,808,769

Premiums on debt issuances are recognized as revenues in the governmental funds; however, they are amortized over the life of the issuance on the statement of activities.

		(387,080)
--	--	-----------

In the statement of activities, interest is accrued on outstanding bonds, whereas in governmental funds, an interest expenditure is reported when due. The following items resulted in more interest being reported in the statement of activities:

Decrease in accrued interest payable	91,066	
Accretion of interest on capital appreciation bonds	196,830	
Amortization of bond premiums	133,545	
Amortization of deferred charges on refunding	(87,490)	
Total	333,951	333,951

- (Continued)

**SHEFFIELD-SHEFFIELD LAKE CITY SCHOOL DISTRICT
LORAIN COUNTY, OHIO**

RECONCILIATION OF THE STATEMENT OF REVENUES, EXPENDITURES
AND CHANGES IN FUND BALANCES OF GOVERNMENTAL FUNDS
TO THE STATEMENT OF ACTIVITIES - (Continued)
FOR THE FISCAL YEAR ENDED JUNE 30, 2020

Net change in fund balances - total governmental funds - (continued)

Contractually required pension contributions are reported as expenditures in governmental funds; however, the statement of net position reports these amounts as deferred outflows of resources.	\$ 1,715,747
Except for amounts reported as deferred inflows/outflows of resources, changes in the net pension liability are reported as pension expense in the statement of activities.	(2,735,240)
Contractually required OPEB contributions are reported as expenditures in governmental funds; however, the statement of net position reports these amounts as deferred outflows of resources.	54,872
Except for amounts reported as deferred inflows/outflows, changes in the net OPEB liability/asset are reported as OPEB expense in the statement of activities.	360,111
Some expenses reported in the statement of activities, such as compensated absences, do not require the use of current financial resources and therefore are not reported as expenditures in governmental funds.	<u>99,124</u>
Change in net position of governmental activities	<u><u>\$ (226,708)</u></u>

SEE ACCOMPANYING NOTES TO THE BASIC FINANCIAL STATEMENTS

**SHEFFIELD-SHEFFIELD LAKE CITY SCHOOL DISTRICT
LORAIN COUNTY, OHIO**

STATEMENT OF REVENUES, EXPENDITURES AND CHANGES IN
FUND BALANCE - BUDGET AND ACTUAL (NON-GAAP BUDGETARY BASIS)
GENERAL FUND
FOR THE FISCAL YEAR ENDED JUNE 30, 2020

	<u>Budgeted Amounts</u>			Variance with Final Budget Positive (Negative)
	<u>Original</u>	<u>Final</u>	<u>Actual</u>	
Revenues:				
From local sources:				
Property taxes	\$ 12,800,000	\$ 12,800,000	\$ 12,774,389	\$ (25,611)
Payment in lieu of taxes	350,000	350,000	335,380	(14,620)
Tuition	970,000	970,000	900,542	(69,458)
Transportation fees.	-	-	1,518	1,518
Earnings on investments	200,000	200,000	195,726	(4,274)
Classroom materials and fees	-	-	2,833	2,833
Other local revenues	180,500	180,500	172,278	(8,222)
Intergovernmental - intermediate	35,000	35,000	3,554	(31,446)
Intergovernmental - state	5,914,500	5,914,500	5,844,296	(70,204)
Total revenues	<u>20,450,000</u>	<u>20,450,000</u>	<u>20,230,516</u>	<u>(219,484)</u>
Expenditures:				
Current:				
Instruction:				
Regular	9,759,944	9,494,666	9,203,001	291,665
Special.	2,531,311	2,371,016	2,662,653	(291,637)
Vocational.	131,610	131,365	20,354	111,011
Other.	76,292	75,707	48,599	27,108
Support services:				
Pupil.	1,487,613	1,606,969	1,307,694	299,275
Instructional staff	661,927	782,219	587,423	194,796
Board of education	66,198	75,624	60,569	15,055
Administration.	2,092,695	2,070,944	1,999,979	70,965
Fiscal	670,906	666,876	595,333	71,543
Business	264,447	261,792	220,411	41,381
Operations and maintenance.	2,116,452	2,094,859	1,792,836	302,023
Pupil transportation	1,305,180	1,320,289	1,070,284	250,005
Central.	521,808	593,321	551,290	42,031
Other non-instructional services.	9,847	10,338	4,561	5,777
Extracurricular activities.	586,114	578,690	616,415	(37,725)
Total expenditures	<u>22,282,344</u>	<u>22,134,675</u>	<u>20,741,402</u>	<u>1,393,273</u>
Excess of expenditures over revenues.	<u>(1,832,344)</u>	<u>(1,684,675)</u>	<u>(510,886)</u>	<u>1,173,789</u>
Other financing sources (uses):				
Refund of prior year's expenditures	150,000	150,000	152,229	2,229
Transfers (out).	(50,000)	(200,008)	-	200,008
Total other financing sources (uses)	<u>100,000</u>	<u>(50,008)</u>	<u>152,229</u>	<u>202,237</u>
Net change in fund balance	(1,732,344)	(1,734,683)	(358,657)	1,376,026
Unencumbered fund balance at beginning of year.	7,244,957	7,244,957	7,244,957	-
Prior year encumbrances appropriated	143,247	143,247	143,247	-
Unencumbered fund balance at end of year.	<u>\$ 5,655,860</u>	<u>\$ 5,653,521</u>	<u>\$ 7,029,547</u>	<u>\$ 1,376,026</u>

SEE ACCOMPANYING NOTES TO THE BASIC FINANCIAL STATEMENTS

**SHEFFIELD-SHEFFIELD LAKE CITY SCHOOL DISTRICT
LORAIN COUNTY, OHIO**

**NOTES TO THE BASIC FINANCIAL STATEMENTS
FOR THE FISCAL YEAR ENDED JUNE 30, 2020**

NOTE 1 - DESCRIPTION OF THE SCHOOL DISTRICT

The Sheffield-Sheffield Lake City School District (the “District”) was established for the purpose of exercising the rights and privileges conveyed to it by the constitution and laws of the State of Ohio. The District is a city school district as defined by Section 3311.03 of the Ohio Revised Code. The District operates under an elected Board of Education consisting of five members and is responsible for providing public education to residents of the District. The District employs 131 non-certified and 137 certified (including administrative) full-time and part-time employees to provide services to approximately 1,597 students in grades K through 12 and various community groups.

NOTE 2 - SUMMARY OF SIGNIFICANT ACCOUNTING POLICIES

The basic financial statements of the District have been prepared in conformity with accounting principles generally accepted in the United States of America (GAAP) as applied to governmental units. The Governmental Accounting Standards Board (GASB) is the accepted standard-setting body for establishing governmental accounting and financial reporting principles. The District’s significant accounting policies are described below.

A. Reporting Entity

The reporting entity has been defined in accordance with GASB Statement No. 14, “The Financial Reporting Entity” as amended by GASB Statement No. 39, “Determining Whether Certain Organizations Are Component Units” and GASB Statement No. 61, “The Financial Reporting Entity: Omnibus an amendment of GASB Statements No. 14 and No. 34”. The reporting entity is composed of the primary government and component units. The primary government consists of all funds, departments, boards and agencies that are not legally separate from the District. For the District, this includes general operations, food service, and student related activities of the District.

Component units are legally separate organizations for which the District is financially accountable. The District is financially accountable for an organization if the District appoints a voting majority of the organization’s Governing Board and (1) the District is able to significantly influence the programs or services performed or provided by the organization; or (2) the District is legally entitled to or can otherwise access the organization’s resources; or (3) the District is legally obligated or has otherwise assumed the responsibility to finance the deficits of, or provide financial support to, the organization; or (4) the District is obligated for the debt of the organization. Component units may also include organizations that are fiscally dependent on the District in that the District approves the budget, the issuance of debt or the levying of taxes. Certain organizations are also included as component units if the nature and significance of the relationship between the primary government and the organization is such that exclusion by the primary government would render the primary government’s financial statements incomplete or misleading. Based upon the application of these criteria, the District has no component units. The basic financial statements of the reporting entity include only those of the District (the primary government).

**SHEFFIELD-SHEFFIELD LAKE CITY SCHOOL DISTRICT
LORAIN COUNTY, OHIO**

**NOTES TO THE BASIC FINANCIAL STATEMENTS
FOR THE FISCAL YEAR ENDED JUNE 30, 2020**

NOTE 2 - SUMMARY OF SIGNIFICANT ACCOUNTING POLICIES - (Continued)

The following organizations are described due to their relationship to the District:

JOINTLY GOVERNED ORGANIZATIONS

Connect

The North Coast Council became known as Connect effective April 1, 2016. The new governing Board of Directors, the Educational Service Centers of Cuyahoga, Lorain and Medina County and the Ohio Schools Council, have accepted the ownership, responsibility, and liability of Connect in order to provide exemplary service to member districts. The Superintendent/Executive Director of the three ESCs and Ohio Schools Council shall serve on Connect's Board of Directors. The purpose of Connect is applying modern technology (with the aid of computers and other electronic equipment) to administrative and instructional functions for member districts. Financial information can be obtained by contacting the Treasurer at the Educational Service Center of Northeast Ohio, who serves as fiscal agent, at 6393 Oak Tree Boulevard South, Independence, Ohio 44131.

Lake Erie Regional Council (LERC)

The Lake Erie Regional Council (LERC) is a jointly governed organization comprised of fourteen school districts. The jointly governed organization was formed for the purpose of promoting cooperative agreements and activities among its members in dealing with problems of mutual concern such as media center, gas consumption, driver education, food service and insurance. Each member provides operating resources to the LERC on a per-pupil or actual usage charge. The LERC Assembly consists of a Superintendent or designated representative from each participating school district and the fiscal agent. The LERC is governed by a Board of Directors chosen from the general membership. The degree of control exercised by any participating school district is limited to its representation on the Board of Directors. During fiscal year 2020, the District paid \$2,570,804 to the LERC. Financial information can be obtained by contacting the Treasurer at the Educational Service Center of Lorain County, who serves as the fiscal agent, at 1885 Lake Avenue, Elyria, Ohio, 44035.

Metropolitan Educational Technology Association (META) Solutions

The District is a participant in META Solutions which is a computer consortium that resulted from the mergers between Tri-Rivers Educational Computer Association (TRECA), Metropolitan Educational Council (MEC), Metropolitan Dayton Educational Cooperative Association (MDECA), and Southeastern Ohio Valley Voluntary Education Cooperative (SEOVEC). META Solutions develops, implements and supports the technology and instructional needs of schools in a cost-effective manner. META Solutions provides instructional, core, technology and purchasing services for its member districts. The Board of Directors consists of the Superintendents from eleven of the member districts. During fiscal year 2020, the District paid META Solutions \$102,446 for services. Financial information can be obtained from Ashley Widby, who serves as interim Chief Financial Officer, 100 Executive Drive, Marion, Ohio 43302.

Lorain County Joint Vocational School District (JVS)

The Lorain County Joint Vocational School District (JVS) is a distinct subdivision of the State of Ohio operated under the direction of a Board, consisting of one representative from each participating school district's elected Board, which possesses its own budgeting and taxing authority. Accordingly, the JVS is not part of the District and its operations are not included as part of the reporting entity. Financial information can be obtained by contacting the Treasurer at the Lorain County Joint Vocational School District, 15181 State Route 58, Oberlin, Ohio, 44074.

**SHEFFIELD-SHEFFIELD LAKE CITY SCHOOL DISTRICT
LORAIN COUNTY, OHIO**

**NOTES TO THE BASIC FINANCIAL STATEMENTS
FOR THE FISCAL YEAR ENDED JUNE 30, 2020**

NOTE 2 - SUMMARY OF SIGNIFICANT ACCOUNTING POLICIES - (Continued)

Ohio Schools' Council Association

The Ohio Schools' Council Association (Council) is a jointly governed organization among 241 school districts and education institutions. The jointly governed organization was formed to purchase quality products and services at the lowest possible cost to the member districts. Each district supports the Council by paying an annual participation fee. The Council's Board consists of seven superintendents of the participating districts whose term rotates every year. The degree of control exercised by any district is limited to its representation on the Board. In fiscal year 2020, the District paid \$17,093 to the Council. Financial information can be obtained by contacting William Zelei, Executive Director of the Ohio Schools Council at 6393 Oak Tree Boulevard, Suite 377, Independence, Ohio 44131.

The District participates in the Council's natural gas purchase program. This program allows school districts to purchase natural gas at reduced rates. Compass Energy has been selected as the supplier and program manager for the period program. There are currently 163 participants in the program including Sheffield-Sheffield Lake City School District. Each September, these estimated payments are compared to their actual usage for the year (July to June). Districts that paid more in estimated billings than their actual billings are issued credits on future billings beginning in September until the credits are exhausted and districts that did not pay enough on estimated billings are invoiced for the difference on the September monthly estimated billing.

B. Fund Accounting

The District uses funds to maintain its financial records during the year. A fund is defined as a fiscal and accounting entity with a self-balancing set of accounts. There are three categories of funds: governmental, proprietary and fiduciary. The District has no proprietary or fiduciary (custodial) funds.

GOVERNMENTAL FUNDS

Governmental funds are those through which most governmental functions typically are financed. Governmental fund reporting focuses on the sources, uses and balances of current financial resources. Expendable assets are assigned to the various governmental funds according to the purposes for which they may or must be used. Current liabilities are assigned to the fund from which they will be paid. The difference between governmental fund assets and deferred outflows and liabilities and deferred inflows is reported as fund balance. The following are the District's major governmental funds:

General Fund - The general fund is used to account for and report all financial resources not accounted for and reported in another fund. The general fund balance is available for any purpose provided it is expended or transferred according to the general laws of Ohio.

Bond Retirement Fund - The bond retirement fund is used to account for the accumulation of resources and payment of general obligation bond and principal and interest from governmental resources when the government is obligated in some manner for payment.

Other governmental funds of the District are used to account for (a) specific revenue sources that are restricted or committed to an expenditure for specified purposes other than debt service or capital projects and (b) financial resources that are restricted, committed, or assigned to expenditure for principal and interest and capital outlays including the acquisition or construction of capital facilities and other capital assets.

**SHEFFIELD-SHEFFIELD LAKE CITY SCHOOL DISTRICT
LORAIN COUNTY, OHIO**

NOTES TO THE BASIC FINANCIAL STATEMENTS
FOR THE FISCAL YEAR ENDED JUNE 30, 2020

NOTE 2 - SUMMARY OF SIGNIFICANT ACCOUNTING POLICIES - (Continued)

FIDUCIARY FUNDS

Fiduciary fund reporting focuses on net position and changes in net position. The fiduciary fund category is split into four classifications: pension trust funds, investment trust funds, private-purpose trust funds and custodial funds. Trust funds are used to account for assets held by the District under a trust agreement for individuals, private organizations, or other governments and are therefore not available to support the District's own programs. The District has no trust funds. Custodial funds are used to report fiduciary activities that are not required to be reported in a trust fund. The District's currently has no custodial funds.

C. Basis of Presentation and Measurement Focus

Government-Wide Financial Statements - The statement of net position and the statement of activities display information about the District as a whole. These statements include the financial activities of the primary government, except for fiduciary funds. Interfund services provided and used are not eliminated in the process of consolidation.

The government-wide statement of activities presents a comparison between direct expenses and program revenues for each function or program of the governmental activities of the District. Direct expenses are those that are specifically associated with a service, program or department and therefore clearly identifiable to a particular function. Program revenues include amounts paid by the recipient of goods or services offered by the program and grants and contributions that are restricted to meeting the operational or capital requirements of a particular program. Revenues not classified as program revenues are presented as general revenues of the District.

The government-wide financial statements are prepared using the economic resources measurement focus. All assets and deferred outflows and all liabilities and deferred inflows associated with the operation of the District are included on the statement of net position.

Fund Financial Statements - Fund financial statements report detailed information about the District. The focus of governmental fund financial statements is on major funds rather than reporting funds by type. Each major fund is presented in a separate column, and all nonmajor funds are aggregated into one column. Fiduciary funds are reported by fund type.

All governmental funds are accounted for using a flow of current financial resources measurement focus. With this measurement focus, only current assets and current deferred outflows and current liabilities and current deferred inflows generally are included on the balance sheet. The statement of revenues, expenditures and changes in fund balances reports on the sources (i.e., revenues and other financing sources) and uses (i.e., expenditures and other financing uses) of current financial resources. This approach differs from the manner in which the governmental activities of the government-wide financial statements are prepared. Governmental fund financial statements therefore include a reconciliation with brief explanations to better identify the relationship between the government-wide statements and the statements for governmental funds.

The fiduciary funds are reported using the economic resources measurement focus. All assets and liabilities associated with the operation of fiduciary funds are included on the statement of net fiduciary position. Fiduciary funds present a statement of changes in fiduciary net position which reports additions to and deductions from custodial funds. In fiduciary funds, a liability to the beneficiaries of fiduciary activity is recognized when an event has occurred that compels the government to disburse fiduciary resources. Fiduciary fund liabilities other than those to beneficiaries are recognized using the economic resources measurement focus.

**SHEFFIELD-SHEFFIELD LAKE CITY SCHOOL DISTRICT
LORAIN COUNTY, OHIO**

NOTES TO THE BASIC FINANCIAL STATEMENTS
FOR THE FISCAL YEAR ENDED JUNE 30, 2020

NOTE 2 - SUMMARY OF SIGNIFICANT ACCOUNTING POLICIES - (Continued)

D. Basis of Accounting

Basis of accounting determines when transactions are recorded in the financial records and reported on the financial statements. Government-wide financial statements are prepared using the accrual basis of accounting. Governmental funds use the modified accrual basis of accounting. Fiduciary funds also use the accrual basis of accounting.

Revenues - Exchange and Nonexchange Transactions - Revenue resulting from exchange transactions, in which each party gives and receives essentially equal value, is recorded on the accrual basis when the exchange takes place. On a modified accrual basis, revenue is recorded in the fiscal year in which the resources are measurable and become available. Available means that the resources will be collected within the current fiscal year or are expected to be collected soon enough thereafter to be used to pay liabilities of the current fiscal year. For the District, available means expected to be received within sixty days of fiscal year end.

Nonexchange transactions, in which the District receives value without directly giving equal value in return, include property taxes, payments in lieu of taxes, grants, entitlements and donations. On an accrual basis, revenue from property taxes is recognized in the fiscal year for which the taxes are levied (see Note 5). Revenue from grants, entitlements and donations is recognized in the fiscal year in which all eligibility requirements have been satisfied. Eligibility requirements include timing requirements, which specify the year when the resources are required to be used or the fiscal year when use is first permitted, matching requirements, in which the District must provide local resources to be used for a specified purpose, and expenditure requirements, in which the resources are provided to the District on a reimbursement basis. On a modified accrual basis, revenue from nonexchange transactions must also be available before it can be recognized.

Under the modified accrual basis, the following revenue sources are considered to be both measurable and available at fiscal year end: property taxes available as an advance, interest, tuition, grants, student fees and rentals.

Deferred Outflows of Resources and Deferred Inflows of Resources - In addition to assets, the government-wide statement of net position will report a separate section for deferred outflows of resources. Deferred outflows of resources, represents a consumption of net position that applies to a future period and will not be recognized as an outflow of resources (expense/expenditure) until then. For the District, see Notes 12 and 13 for deferred outflows of resources related to the District's net pension liability and OPEB liability/asset, respectively. In addition, deferred outflows of resources include a deferred charge on debt refunding. A deferred charge on refunding results from the difference in the carrying value of refunded debt and its reacquisition price. This amount is deferred and amortized over the shorter of the life of the refunded or refunding debt.

**SHEFFIELD-SHEFFIELD LAKE CITY SCHOOL DISTRICT
LORAIN COUNTY, OHIO**

**NOTES TO THE BASIC FINANCIAL STATEMENTS
FOR THE FISCAL YEAR ENDED JUNE 30, 2020**

NOTE 2 - SUMMARY OF SIGNIFICANT ACCOUNTING POLICIES - (Continued)

In addition to liabilities, both the government-wide statement of net position and the governmental fund financial statements report a separate section for deferred inflows of resources. Deferred inflows of resources represent an acquisition of net position that applies to a future period and will not be recognized as an inflow of resources (revenue) until that time. For the District, deferred inflows of resources include property taxes, payments in lieu of taxes, unavailable revenue, pensions and OPEB. Property taxes and payments in lieu of taxes represent amounts for which there is an enforceable legal claim as of June 30, 2020, but which were levied to finance fiscal year 2021 operations. These amounts have been recorded as a deferred inflow of resources on both the government-wide statement of net position and the governmental fund financial statements. Unavailable revenue is reported only on the governmental funds balance sheet, and represents receivables which will not be collected within the available period. For the District, unavailable revenue includes, but is not limited to, delinquent property taxes and intergovernmental grants. These amounts are deferred and recognized as an inflow of resources in the period the amounts become available.

For the District, see Notes 12 and 13 for deferred inflows of resources related to the District's net pension liability and net OPEB liability/asset. This deferred inflow of resources is only reported on the government-wide statement of net position.

Expenses/Expenditures - On the accrual basis of accounting, expenses are recognized at the time they are incurred. The entitlement value of donated commodities used during the year is reported in the statement of revenues, expenditures and changes in fund balances as an expenditure with a like amount reported as intergovernmental revenue.

The measurement focus of governmental fund accounting is on decreases in net financial resources (expenditures) rather than expenses. Expenditures are generally recognized in the accounting period in which the related fund liability is incurred, if measurable. Allocations of cost, such as depreciation and amortization, are not recognized in governmental funds.

E. Budgetary Process

All funds, other than custodial funds, are legally required to be budgeted and appropriated. The major documents prepared are the tax budget, the certificate of estimated resources, and the appropriations resolution, all of which are prepared on the budgetary basis of accounting. The tax budget demonstrates a need for existing or increased tax rates. The certificate of estimated resources established a limit on the amounts that the Board of Education may appropriate. The appropriation resolution is the Board's authorization to spend resources and set annual limits on expenditures plus encumbrances at a level of control selected by the Board of Education. The legal level of budgetary control has been established at the fund level for all funds. The District has elected to present budgetary statement comparisons at the fund and function level of expenditures.

The certificate of estimated resources may be amended during the year if projected increases or decreases in revenue are identified by the District Treasurer. The amount reported as the original budgeted amount in the budgetary statement reflects the amount in the certificate when the permanent appropriations were adopted. The amount reported as the final budgeted amount in the budgetary statement reflects the amount in the final amended certificate that was in effect at the time the final appropriations were passed by the Board of Education.

The budgetary process is prescribed by provisions of the Ohio Revised Code and entails the preparation of budgetary documents within an established timetable. The certificate of estimated resources and the appropriations resolution are subject to amendment throughout the year with the legal restriction that appropriations cannot exceed estimated resources, as certified.

**SHEFFIELD-SHEFFIELD LAKE CITY SCHOOL DISTRICT
LORAIN COUNTY, OHIO**

**NOTES TO THE BASIC FINANCIAL STATEMENTS
FOR THE FISCAL YEAR ENDED JUNE 30, 2020**

NOTE 2 - SUMMARY OF SIGNIFICANT ACCOUNTING POLICIES - (Continued)

The appropriation resolution is subject to amendment by the Board of Education throughout the year with the restriction that appropriations may not exceed estimated resources. The amount reported as the original budgeted amount reflect the first appropriations for that fund that covered the entire fiscal year, including amounts automatically carried over from the prior year. The amount reported as the final budgeted amount represents the final appropriation amount passed by the Board during the year, including amounts automatically carried over from the prior year.

F. Cash and Investments

To improve cash management, cash received by the District is pooled. Monies for all funds are maintained in this pool. Individual fund integrity is maintained through the District's records. Each fund's interest in the pool is presented as "equity in pooled cash and cash equivalents" on the basic financial statements.

During fiscal year 2020, investments were limited to U.S. Government money market account, commercial paper, negotiable certificates of deposit (CDs), Federal Home Loan Bank (FHLB) Securities, Federal Home Loan Mortgage Corporation (FHLMC) Securities, Federal National Mortgage Association (FNMA) Securities, Federal Farm Credit Bank (FFCB) Securities and investments in the State Treasury Asset Reserve of Ohio (STAR Ohio). Except for nonparticipating investment contracts, investments are reported at fair value, which is based on quoted market prices.

STAR Ohio is an investment pool managed by the State Treasurer's Office which allows governments within the State to pool their funds for investment purposes. STAR Ohio is not registered with the SEC as an investment company, but has adopted Governmental Accounting Standards Board (GASB), Statement No. 79, "Certain External Investment Pools and Pool Participants." The District measures its investment in STAR Ohio at the net asset value (NAV) per share provided by STAR Ohio. The NAV per share is calculated on an amortized cost basis that provides an NAV per share that approximates fair value.

For fiscal year 2020, there were no limitations or restrictions on any participant withdrawals due to redemption notice periods, liquidity fees, or redemption gates. However, notice must be given 24 hours in advance of all deposits and withdrawals exceeding \$25 million. STAR Ohio reserves the right to limit the transaction to \$100 million, requiring the excess amount to be transacted the following business day(s), but only to the \$100 million limit. All accounts of the participant will be combined for these purposes.

Under existing Ohio statutes all investment earnings are assigned to the general fund unless statutorily required to be credited to a specific fund. The Board of Education has, by resolution, specified the funds to receive an allocation of interest earnings. Interest revenue credited to the general fund during fiscal year 2020 amounted to \$339,308, which includes \$50,332 assigned from other District funds.

For presentation on the basic financial statements, investments of the cash management pool and investments with original maturities of three months or less at the time they are purchased by the District are considered to be cash equivalents. Investments with an initial maturity of more than three months are reported as investments.

An analysis of the District's investment account at year end is provided in Note 4.

**SHEFFIELD-SHEFFIELD LAKE CITY SCHOOL DISTRICT
LORAIN COUNTY, OHIO**

**NOTES TO THE BASIC FINANCIAL STATEMENTS
FOR THE FISCAL YEAR ENDED JUNE 30, 2020**

NOTE 2 - SUMMARY OF SIGNIFICANT ACCOUNTING POLICIES - (Continued)

G. Inventory

On government-wide and fund financial statements, purchased inventories are presented at the lower of cost or market and donated commodities are presented at their entitlement value. Inventories are recorded on a first-in, first-out basis and are expensed when used. Inventories are accounted for using the consumption method.

Inventory consists of supplies, donated food and purchased food.

H. Capital Assets

General capital assets generally result from expenditures in the governmental funds. These assets are reported in the governmental activities column of the government-wide statement of net position, but are not reported in the fund financial statements.

All capital assets are capitalized at cost (or estimated historical cost) and updated for additions and retirements during the year. Donated capital assets are recorded at their acquisition values as of the date received. The District maintains a capitalization threshold of \$5,000. The District does not possess any infrastructure. Improvements are capitalized; the costs of normal maintenance and repairs that do not add to the value of the asset or materially extend an asset's life are not capitalized.

All reported capital assets, other than land and construction in progress, are depreciated. Improvements are depreciated over the remaining useful lives of the related capital assets. Depreciation is computed using the straight-line method over the following useful lives:

<u>Description</u>	<u>Estimated Lives</u>
Buildings and improvements	50 years
Furniture and equipment	5 - 20 years
Vehicles	8 years

I. Interfund Balances

On fund financial statements, receivables and payables resulting from short-term interfund loans are classified as "interfund loans receivable/payable." These amounts are eliminated in the governmental activities column on the statement of net position. The District had no interfund loans outstanding at June 30, 2020.

J. Compensated Absences

Compensated absences of the District consist of vacation leave and sick leave to the extent that payments to the employee for these absences are attributable to services already rendered and are not contingent on a specific event that is outside the control of the District and the employee.

**SHEFFIELD-SHEFFIELD LAKE CITY SCHOOL DISTRICT
LORAIN COUNTY, OHIO**

**NOTES TO THE BASIC FINANCIAL STATEMENTS
FOR THE FISCAL YEAR ENDED JUNE 30, 2020**

NOTE 2 - SUMMARY OF SIGNIFICANT ACCOUNTING POLICIES - (Continued)

In accordance with the provisions of GASB Statement No. 16, “Accounting for Compensated Absences”, a liability for vacation leave is accrued if a) the employees’ rights to payment are attributable to services already rendered; and b) it is probable that the employer will compensate the employees for the benefits through paid time off or other means, such as cash payment at termination or retirement. An accrual for earned sick leave is made to the extent that it is probable that the benefits will result in termination (severance) payments. A liability for sick leave is accrued using the vesting method; i.e., the liability is based on the sick leave accumulated at the balance sheet date by those employees who are currently eligible to receive termination (severance) payments, as well as those employees expected to become eligible in the future. For purposes of establishing a liability for severance on employees expected to become eligible to retire in the future, certified employees at any age with 10 years of service and classified employees at any age with 20 years of service were considered expected to become eligible to retire in accordance with GASB Statement No. 16.

The total liability for vacation and sick leave has been calculated using pay rates in effect at June 30, 2020 and reduced to the maximum payment allowed by labor contract and/or statute, plus any additional salary related payments.

The entire compensated absence liability is reported on the government-wide financial statements. For governmental fund financial statements, compensated absences are recognized as liabilities and expenditures as payments come due each period upon the occurrence of employee resignations and retirements.

K. Prepayments

Certain payments to vendors reflect the costs applicable to future accounting periods and are recorded as prepaid items in both government-wide and fund financial statements. These items are reported as assets on the balance sheet using the consumption method. A current asset for the prepaid amounts is recorded at the time of the purchase and the expenditure/expense is reported in the year in which services are consumed.

L. Accrued Liabilities and Long-Term Obligations

All payables, accrued liabilities and long-term obligations are reported in the government-wide financial statements.

In general, governmental fund payables and accrued liabilities that, once incurred, are paid in a timely manner and in full from current financial resources, are reported as obligations of the funds. However, claims and judgments, compensated absences, net pension liability, and net OPEB liability that will be paid from governmental funds are reported as a liability in the fund financial statements only to the extent that they are due for payment during the current year. Bonds and lease-purchase agreements are recognized as a liability on the fund financial statements when due. Net pension/OPEB liability should be recognized in the governmental funds to the extent that benefit payments are due and payable and the pension/OPEB plan’s fiduciary net position is not sufficient for payment of those benefits.

M. Issuance Costs, Bond Premium/Discount and Accounting Gain/Loss on Debt Refunding

On the governmental fund financial statements, issuance costs, bond premiums, bond discounts, and gain or loss from debt refunding are recognized in the current period.

**SHEFFIELD-SHEFFIELD LAKE CITY SCHOOL DISTRICT
LORAIN COUNTY, OHIO**

NOTES TO THE BASIC FINANCIAL STATEMENTS
FOR THE FISCAL YEAR ENDED JUNE 30, 2020

NOTE 2 - SUMMARY OF SIGNIFICANT ACCOUNTING POLICIES - (Continued)

On the government-wide financial statements, issuance costs are recognized in the current period and are not amortized. Bond premiums and discounts are amortized over the term of the bonds using the straight-line method. Unamortized bond premiums are presented as an addition to the face amount of the bonds reported on the statement of net position. Unamortized bond discounts are presented as a reduction to the face amount of the bonds reported on the statement of net position. The reconciliation between the bonds face value and the amount reported on the statement of net position is presented in Note 10.A.

For an advance refunding resulting in the defeasance of debt, the difference between the reacquisition price and the net carrying amount of the old debt is deferred and amortized as a component of interest expense. This accounting gain or loss is amortized over the remaining life of the old debt or the life of the new debt, whichever is shorter, and is presented as deferred outflows of resources or deferred inflows of resources.

N. Fund Balance

Fund balance is divided into five classifications based primarily on the extent to which the District is bound to observe constraints imposed upon the use of the resources in the governmental funds. The classifications are as follows:

Nonspendable - The nonspendable fund balance classification includes amounts that cannot be spent because they are not in spendable form or legally required to be maintained intact. The “not in spendable form” criterion includes items that are not expected to be converted to cash. It also includes the long-term amount of loans receivable.

Restricted - Fund balance is reported as restricted when constraints are placed on the use of resources that are either externally imposed by creditors (such as through debt covenants), grantors, contributors, or laws or regulations of other governments, or imposed by law through constitutional provisions or enabling legislation.

Committed - The committed fund balance classification includes amounts that can be used only for the specific purposes imposed by a formal action (resolution) of the District Board of Education (the highest level of decision making authority). Those committed amounts cannot be used for any other purpose unless the District Board of Education removes or changes the specified use by taking the same type of action (resolution) it employed to previously commit those amounts. Committed fund balance also incorporates contractual obligations to the extent that existing resources in the fund have been specifically committed for use in satisfying those contractual requirements.

Assigned - Amounts in the assigned fund balance classification are intended to be used by the District for specific purposes but do not meet the criteria to be classified as restricted nor committed. In governmental funds other than the general fund, assigned fund balance represents the remaining amount that is not restricted or committed. In the general fund, assigned amounts represent intended uses established by policies of the District Board of Education, which includes giving the Treasurer the authority to constrain monies for intended purposes.

Unassigned - Unassigned fund balance is the residual classification for the general fund and includes all spendable amounts not contained in the other classifications. In other governmental funds, the unassigned classification is only used to report a deficit fund balance resulting from overspending for specific purposes for which amounts had been restricted, committed, or assigned.

**SHEFFIELD-SHEFFIELD LAKE CITY SCHOOL DISTRICT
LORAIN COUNTY, OHIO**

**NOTES TO THE BASIC FINANCIAL STATEMENTS
FOR THE FISCAL YEAR ENDED JUNE 30, 2020**

NOTE 2 - SUMMARY OF SIGNIFICANT ACCOUNTING POLICIES - (Continued)

The District applies restricted resources first when expenditures are incurred for purposes for which restricted and unrestricted (committed, assigned, and unassigned) fund balance is available. Similarly, within unrestricted fund balance, committed amounts are reduced first followed by assigned, and then unassigned amounts when expenditures are incurred for purposes for which amounts in any of the unrestricted fund balance classifications could be used.

O. Net Position

Net position represents the difference between assets and deferred outflows and liabilities and deferred inflows. The net position component “net investment in capital assets,” consists of capital assets, net of accumulated depreciation, reduced by the outstanding balances of any borrowing used for the acquisition, construction or improvement of those assets. Deferred outflows of resources and deferred inflows of resources that are attributable to the acquisition, construction or improvement of those assets or related debt also should be included in this component of net position. Net position is reported as restricted when there are limitations imposed on its use either through the enabling legislation adopted by the District or through external restrictions imposed by creditors, grantors or laws or regulations of other governments. The amount restricted for other purposes represents amounts restricted for other grants.

The government-wide statement of net position reports \$1,355,560 of restricted net position, of which none is restricted by enabling legislation.

The District applies restricted resources first when an expense is incurred for purposes for which both restricted and unrestricted net position is available.

P. Estimates

The preparation of the basic financial statements in conformity with GAAP requires management to make estimates and assumptions that affect the amounts reported in the basic financial statements and accompanying notes. Actual results may differ from those estimates.

Q. Interfund Activity

Exchange transactions between funds are reported as revenues in the seller funds and as expenditures/expenses in the purchaser funds. Flows of cash or goods from one fund to another without a requirement for repayment are reported as interfund transfers. Interfund transfers are reported as other financing sources/uses in governmental funds. Repayments from funds responsible for particular expenditures/expenses to the funds that initially paid for them are not presented on the basic financial statements.

R. Extraordinary and Special Items

Extraordinary items are transactions or events that are both unusual in nature and infrequent in occurrence. Special items are transactions or events that are within the control of the Board of Education and that are either unusual in nature or infrequent in occurrence. The District did not have any extraordinary or special items during fiscal year 2020.

**SHEFFIELD-SHEFFIELD LAKE CITY SCHOOL DISTRICT
LORAIN COUNTY, OHIO**

NOTES TO THE BASIC FINANCIAL STATEMENTS
FOR THE FISCAL YEAR ENDED JUNE 30, 2020

NOTE 2 - SUMMARY OF SIGNIFICANT ACCOUNTING POLICIES - (Continued)

S. Pensions/Other Postemployment Benefits (OPEB)

For purposes of measuring the net pension/OPEB liability, net OPEB asset, deferred outflows of resources and deferred inflows of resources related to pensions/OPEB, and pension/OPEB expense, information about the fiduciary net position of the pension/OPEB plans and additions to/deductions from their fiduciary net position have been determined on the same basis as they are reported by the pension/OPEB plan. For this purpose, benefit payments (including refunds of employee contributions) are recognized when due and payable in accordance with the benefit terms. The pension/OPEB plans report investments at fair value.

T. Fair Value

The District categorizes its fair value measurements within the fair value hierarchy established by generally accepted accounting principles. The hierarchy is based on the valuation inputs used to measure the fair value of the asset. Level 1 inputs are quoted prices in active markets for identical assets; Level 2 inputs are significant other observable inputs; Level 3 inputs are significant unobservable inputs.

NOTE 3 - ACCOUNTABILITY AND COMPLIANCE

A. Change in Accounting Principles

For fiscal year 2020, the District has implemented GASB Statement No. 84, "*Fiduciary Activities*" and GASB Statement No. 90, "*Majority Equity Interests - an amendment to GASB Statements No. 14 and No. 61*".

GASB Statement No. 84 establishes specific criteria for identifying activities that should be reported as fiduciary activities and clarifies whether and how business-type activities should report their fiduciary activities. Due to the implementation of GASB Statement No. 84, the District will no longer be reporting agency funds. The District reviewed its agency funds and certain funds have been reclassified as governmental funds. These fund reclassifications resulted in the restatement of the District's financial statements (see Note 3.B for detail).

GASB Statement No. 90 improves the consistency and comparability of reporting a government's majority equity interest in a legally separate organization and improve the relevance of financial statement information for certain component units. It defines a majority equity interest and specifies that a majority equity interest in a legally separate organization should be reported as an investment if a government's holding of the equity interest meets the definition of an investment. The implementation of GASB Statement No. 90 did not have an effect on the financial statements of the District.

**SHEFFIELD-SHEFFIELD LAKE CITY SCHOOL DISTRICT
LORAIN COUNTY, OHIO**

NOTES TO THE BASIC FINANCIAL STATEMENTS
FOR THE FISCAL YEAR ENDED JUNE 30, 2020

NOTE 3 - ACCOUNTABILITY AND COMPLIANCE - (Continued)

B. Restatement of Net Position and Fund Balances

The implementation of GASB 84 had the following effect on fund balance as reported at June 30, 2019:

	General	Bond Retirement Fund	Other Governmental Funds	Total Governmental Funds
Fund balance as previously reported	\$ 8,052,360	\$ 903,501	\$ 256,171	\$ 9,212,032
GASB Statement No. 84	(3,555)	-	108,024	104,469
Restated fund balance, at June 30, 2019	\$ 8,048,805	\$ 903,501	\$ 364,195	\$ 9,316,501

The implementation of the GASB 84 pronouncement had the following effect on the net position as reported at June 30, 2019:

	Governmental Activities
Net position as previously reported	\$ (8,360,569)
GASB Statement No. 84	104,469
Restated net position at June 30, 2019	\$ (8,256,100)

Due to the implementation of GASB Statement No. 84, the District will no longer be reporting agency funds. At June 30, 2019, agency funds reported assets and liabilities of \$104,469.

C. Deficit Fund Balances

Fund balances at June 30, 2020 included the following individual fund deficits:

Nonmajor funds	Deficit
Food service	\$ 22,843
IDEA Part B	36,570
Title I	30,853

The general fund is liable for any deficit in these funds and provides transfers when cash is required, not when accruals occur. The deficit fund balances resulted from adjustments for accrued liabilities.

**SHEFFIELD-SHEFFIELD LAKE CITY SCHOOL DISTRICT
LORAIN COUNTY, OHIO**

**NOTES TO THE BASIC FINANCIAL STATEMENTS
FOR THE FISCAL YEAR ENDED JUNE 30, 2020**

NOTE 4 - DEPOSITS AND INVESTMENTS

State statutes classify monies held by the District into three categories.

Active deposits are public deposits necessary to meet current demands on the treasury. Such monies must be maintained either as cash in the District treasury, in commercial accounts payable or withdrawable on demand, including negotiable order of withdrawal (NOW) accounts, or in money market deposit accounts.

Inactive deposits are public deposits that the Board of Education has identified as not required for use within the current five-year period of designation of depositories. Inactive deposits must either be evidenced by certificates of deposit maturing not later than the end of the current period of designation of depositories, or by savings or deposit accounts including, but not limited to, passbook accounts.

Interim deposits are deposits of interim monies. Interim monies are those monies which are not needed for immediate use, but which will be needed before the end of the current period of designation of depositories. Interim deposits must be evidenced by time certificates of deposit maturing not more than one year from the date of deposit or by savings or deposit accounts including passbook accounts.

Interim monies may be deposited or invested in the following securities:

1. United States Treasury notes, bills, bonds, or any other obligation or security issued by the United States Treasury or any other obligation guaranteed as to principal and interest by the United States;
2. Bonds, notes, debentures, or any other obligations or securities issued by any federal government agency or instrumentality, including, but not limited to, the Federal National Mortgage Association, Federal Home Loan Bank, Federal Farm Credit Bank, Federal Home Loan Mortgage Corporation and Government National Mortgage Association. All federal agency securities shall be direct issuances of federal government agencies or instrumentalities;
3. Written repurchase agreements in the securities listed above provided that the market value of the securities subject to the repurchase agreement must exceed the principal value of the agreement by at least two percent and be marked to market daily, and that the term of the agreement must not exceed thirty days;
4. Bonds and other obligations of the State of Ohio, and with certain limitations including a requirement for maturity within ten years from the date of settlement, bonds and other obligations of political subdivisions of the State of Ohio, if training requirements have been met;
5. Time certificates of deposit or savings or deposit accounts including, but not limited to, passbook accounts;
6. No-load money market mutual funds consisting exclusively of obligations described in items (1) and (2) above and repurchase agreements secured by such obligations, provided that investments in securities described in this division are made only through eligible institutions;
7. The State Treasurer's investment pool, the State Treasury Asset Reserve of Ohio (STAR Ohio); and,
8. Certain bankers' acceptances for a period not to exceed one hundred eighty days) and commercial paper notes (for a period not to exceed two hundred seventy days) in an amount not to exceed 40 percent of the interim monies available for investment at any one time if training requirements have been met.

**SHEFFIELD-SHEFFIELD LAKE CITY SCHOOL DISTRICT
LORAIN COUNTY, OHIO**

**NOTES TO THE BASIC FINANCIAL STATEMENTS
FOR THE FISCAL YEAR ENDED JUNE 30, 2020**

NOTE 4 - DEPOSITS AND INVESTMENTS - (Continued)

Protection of the deposits is provided by the Federal Deposit Insurance Corporation (FDIC), by eligible securities pledged by the financial institution as security for repayment, or by the financial institutions participation in the Ohio Pooled Collateral System (OPCS), a collateral pool of eligible securities deposited with a qualified trustee and pledged to the Treasurer of State to secure the repayment of all public monies deposited in the financial institution.

Investments in stripped principal or interest obligations, reverse repurchase agreements and derivatives are prohibited. The issuance of taxable notes for the purpose of arbitrage, the use of leverage and short selling are also prohibited. Except as noted above, an investment must mature within five years from the date of purchase unless matched to a specific obligation or debt of the District, and must be purchased with the expectation that it will be held to maturity. Investments may only be made through specified dealers and institutions. Payment for investments may be made only upon delivery of the securities representing the investments to the Treasurer or, if the securities are not represented by a certificate, upon receipt of confirmation of transfer from the custodian.

Investments may only be made through specified dealers and institutions. Payment for investments may be made only upon delivery of the securities representing the investments to the Treasurer or, if the securities are not represented by a certificate, upon receipt of confirmation of transfer from the custodian.

A. Deposits with Financial Institutions

At June 30, 2020, the carrying amount of all District deposits was \$389,644 and the bank balance of all District deposits was \$409,578. Of the bank balance, \$250,000 was covered by the FDIC and \$159,578 was covered by the Ohio Pooled Collateral System (OPCS).

Custodial credit risk is the risk that, in the event of bank failure, the School District will not be able to recover deposits or collateral securities that are in the possession of an outside party. The School District has no deposit policy for custodial credit risk beyond the requirements of the State statute. Ohio law requires that deposits either be insured or protected by (1) eligible securities pledged to the School District and deposited with a qualified trustee by the financial institution as security for repayment whose fair value at all times shall be at least 105 percent of the deposits being secured, or (2) participation in the OPCS, a collateral pool of eligible securities deposited with a qualified trustee and pledged to the Treasurer of State to secure the repayment of all public monies deposited in the financial institution. OPCS requires the total fair value of the securities pledged to be 102 percent of the deposits being secured or a reduced rate set by the Treasurer of State.

**SHEFFIELD-SHEFFIELD LAKE CITY SCHOOL DISTRICT
LORAIN COUNTY, OHIO**

NOTES TO THE BASIC FINANCIAL STATEMENTS
FOR THE FISCAL YEAR ENDED JUNE 30, 2020

NOTE 4 - DEPOSITS AND INVESTMENTS - (Continued)

B. Investments

As of June 30, 2020, the District had the following investments:

Measurement/ <u>Investment Type</u>	Measurement <u>Value</u>	<u>Investment Maturities</u>				
		6 months or <u>less</u>	7 to 12 <u>months</u>	13 to 18 <u>months</u>	19 to 24 <u>months</u>	Greater than <u>24 months</u>
<i>Fair Value:</i>						
FNMA	\$ 316,722	\$ -	\$ -	\$ -	\$ -	\$ 316,722
FHLB	523,495	-	-	-	-	523,495
FHLMC	250,035	-	-	-	-	250,035
FFCB	1,001,974	-	-	-	250,043	751,931
Commercial paper	399,864	399,864	-	-	-	-
Negotiable CDs	4,122,568	882,758	362,251	758,359	256,620	1,862,580
U.S. Government money market	30,280	30,280	-	-	-	-
<i>Amortized Cost:</i>						
STAR Ohio	<u>1,663,211</u>	<u>1,663,211</u>	<u>-</u>	<u>-</u>	<u>-</u>	<u>-</u>
Total	<u>\$ 8,308,149</u>	<u>\$ 2,976,113</u>	<u>\$ 362,251</u>	<u>\$ 758,359</u>	<u>\$ 506,663</u>	<u>\$ 3,704,763</u>

The weighted average maturity of investments is 1.13 years.

The District's investments in U.S Government money market mutual funds are valued using quoted market prices (Level 1 inputs). The District's investments in federal agency securities (FHLMC, FNMA, FFCB, FHLB), negotiable CDs, and commercial paper are valued using quoted market prices that are not considered to be active, dealer quotations or alternative pricing sources for similar assets or liabilities for which all significant inputs are observable, either direct or indirectly (Level 2 inputs).

Interest Rate Risk: Interest rate risk arises because potential purchasers of debt securities will not agree to pay face value for those securities if interest rates subsequently increase. As a means of limiting its exposure to fair value losses arising from rising interest rates and according to State law, the District's investment policy limits investment portfolio maturities to five years or less.

Credit Risk: The District's investments in federal securities (FHLMC, FNMA, FFCB, FHLB) were rated AA+ and Aaa by Standard & Poor's and Moody's Investor Services, respectively. The District's investments in commercial paper were rated A-1 and P-1 by Standard & Poor's and Moody's Investor Services, respectively. The District's investments in STAR Ohio carries a rating of AAAM by Standard & Poor's. Ohio law requires that STAR Ohio maintain the highest rating provided by at least one nationally recognized standard rating service. The District's investments in negotiable CDs and U.S. Government money market account were not rated. The negotiable CDs are covered by FDIC. The District has no investment policy dealing with investment credit risk beyond the requirements in State statutes.

Custodial Credit Risk: For an investment, custodial credit risk is the risk that, in the event of the failure of the counterparty, the District will not be able to recover the value of its investments or collateral securities that are in the possession of an outside party. The District has no investment policy dealing with investment custodial risk beyond the requirement in State statute that prohibits payment for investments prior to the delivery of the securities representing such investments to the treasurer or qualified trustee.

**SHEFFIELD-SHEFFIELD LAKE CITY SCHOOL DISTRICT
LORAIN COUNTY, OHIO**

NOTES TO THE BASIC FINANCIAL STATEMENTS
FOR THE FISCAL YEAR ENDED JUNE 30, 2020

NOTE 4 - DEPOSITS AND INVESTMENTS - (Continued)

Concentration of Credit Risk: The District places no limit on the amount that may be invested in any one issuer. The following table includes the percentage of each investment type held by the District at June 30, 2020:

<u>Investment type</u>	<u>Measurement Value</u>	<u>% of Total</u>
<i>Fair value:</i>		
FHLMC	\$ 250,035	3.01%
FHLB	523,495	6.30%
FNMA	316,722	3.81%
FFCB	1,001,974	12.06%
Commercial paper	399,864	4.81%
Negotiable CDs	4,122,568	49.63%
U.S. Government money market	30,280	0.36%
<i>Amortized cost:</i>		
STAR Ohio	<u>1,663,211</u>	<u>20.02%</u>
Total	<u>\$ 8,308,149</u>	<u>100.00%</u>

C. Reconciliation of Cash and Investments to the Statement of Net Position

The following is a reconciliation of cash and investments as reported in the note above to cash and cash equivalents as reported on the statement of net position as of June 30, 2020:

<u>Cash and investments per note</u>	
Carrying amount of deposits	\$ 389,644
Investments	<u>8,308,149</u>
Total	<u>\$ 8,697,793</u>
 <u>Cash and cash equivalents per statement of net position</u>	
Governmental activities	<u>\$ 8,697,793</u>
Total	<u>\$ 8,697,793</u>

NOTE 5 - PROPERTY TAXES

Property taxes are levied and assessed on a calendar year basis while the District's fiscal year runs from July through June. First half tax collections are received by the District in the second half of the fiscal year. Second half tax distributions occur in the first half of the following fiscal year.

**SHEFFIELD-SHEFFIELD LAKE CITY SCHOOL DISTRICT
LORAIN COUNTY, OHIO**

NOTES TO THE BASIC FINANCIAL STATEMENTS
FOR THE FISCAL YEAR ENDED JUNE 30, 2020

NOTE 5 - PROPERTY TAXES - (Continued)

Property taxes include amounts levied against all real property and public utility property. Real property tax revenues received in calendar year 2020 represent the collection of calendar year 2019 taxes. Real property taxes received in calendar year 2020 were levied after April 1, 2019, on the assessed values as of January 1, 2019, the lien date. Assessed values for real property taxes are established by State statute at 35 percent of appraised market value. Real property taxes are payable annually or semiannually. If paid annually, payment is due December 31; if paid semiannually, the first payment is due December 31, with the remainder payable by June 20. Under certain circumstances, State statute permits alternate payment dates to be established. Public utility property tax revenues received in calendar year 2020 represent the collection of calendar year 2019 taxes. Public utility real and personal property taxes received in calendar year 2020 became a lien on December 31, 2018, were levied after April 1, 2019, and are collected with real property taxes. Public utility real property is assessed at 35 percent of true value; public utility tangible personal property is currently assessed at varying percentages of true value.

The District receives property taxes from Lorain County. The County Auditor periodically advances to the District its portion of the taxes collected. Second-half real property tax payments collected by the County by June 30, 2020, are available to finance fiscal year 2020 operations. The amount available as an advance at June 30, 2020 was \$2,398,435 in the general fund, \$301,031 in the bond retirement fund and \$61,185 in the permanent improvement fund (a nonmajor governmental fund). This amount is recorded as revenue. The amount available as an advance at June 30, 2019 was \$2,424,231 in the general fund, \$314,655 in the bond retirement fund and \$61,536 in the permanent improvement fund (a nonmajor governmental fund). This amount is recorded as revenue. The amount of second-half real property taxes available for advance at fiscal year-end can vary based on the date the tax bills are sent.

Accrued property taxes receivable includes real property, public utility property and delinquent tangible personal property taxes which are measurable as of June 30, 2020 and for which there is an enforceable legal claim. Although total property tax collections for the next fiscal year are measurable, only the amount of real property taxes available as an advance at June 30 was levied to finance current fiscal year operations and is reported as revenue at fiscal year-end. The portion of the receivable not levied to finance current fiscal year operations is offset by a credit to deferred inflows.

On the accrual basis of accounting, collectible delinquent property taxes have been recorded as a receivable and revenue, while on a modified accrual basis of accounting the revenue has been reported as a deferred inflow.

The assessed values upon which the fiscal year 2020 taxes were collected are:

	2019 Second Half Collections		2020 First Half Collections	
	<u>Amount</u>	<u>Percent</u>	<u>Amount</u>	<u>Percent</u>
Agricultural/residential and other real estate	\$ 344,097,360	97.33	\$ 346,044,890	97.17
Public utility personal	<u>9,426,010</u>	<u>2.67</u>	<u>10,074,560</u>	<u>2.83</u>
Total	<u>\$ 353,523,370</u>	<u>100.00</u>	<u>\$ 356,119,450</u>	<u>100.00</u>
Tax rate per \$1,000 of assessed valuation	\$ 67.32		\$ 67.02	

**SHEFFIELD-SHEFFIELD LAKE CITY SCHOOL DISTRICT
LORAIN COUNTY, OHIO**

**NOTES TO THE BASIC FINANCIAL STATEMENTS
FOR THE FISCAL YEAR ENDED JUNE 30, 2020**

NOTE 6 - TAX ABATEMENT

Ohio Enterprise Zone Agreement

On February 12, 2014, the Village of Sheffield entered into an Ohio Enterprise Zone Agreement with Oldcastle APG South, Inc., which granted them a ten-year real estate tax abatement. The tax abatement will reduce their real estate taxes by 75% for years one through five and 60% for years six through ten. The agreement also stipulates that Oldcastle APG South, Inc. is obligated to make payments in lieu of taxes to the District in the amount of \$9,058 for each year through year five and \$5,746 for each year six through ten. For fiscal year 2020, the District's property tax revenue was reduced by approximately \$13,412.

NOTE 7 - RECEIVABLES

Receivables at June 30, 2020 consisted of taxes, payments in lieu of taxes, accrued interest, and intergovernmental grants and entitlements. All receivables are considered collectible in full due to the ability to foreclose for the nonpayment of taxes, the stable condition of State programs and the current year guarantee of federal funds.

A summary of the principal items of receivables reported on the statement of net position follows:

Governmental activities:

Property taxes	\$ 15,544,987
Payment in lieu of taxes	325,000
Accrued interest	40,336
Intergovernmental:	
SERS true-up refund	122,202
Title I	33,919
IDEA-B special education	13,893
State foundation - FTE adjustments JV01	<u>4,070</u>
Total intergovernmental receivables	<u>\$ 174,084</u>

THIS SPACE INTENTIONALLY LEFT BLANK

**SHEFFIELD-SHEFFIELD LAKE CITY SCHOOL DISTRICT
LORAIN COUNTY, OHIO**

NOTES TO THE BASIC FINANCIAL STATEMENTS
FOR THE FISCAL YEAR ENDED JUNE 30, 2020

NOTE 8 - CAPITAL ASSETS

Capital asset activity for the fiscal year ended June 30, 2020, was as follows:

	<u>Balance</u> <u>June 30, 2019</u>	<u>Additions</u>	<u>Deductions</u>	<u>Balance</u> <u>June 30, 2020</u>
Governmental activities:				
<i>Capital assets, not being depreciated:</i>				
Land	\$ 540,878	\$ -	\$ -	\$ 540,878
Total capital assets, not being depreciated	<u>540,878</u>	<u>-</u>	<u>-</u>	<u>540,878</u>
<i>Capital assets, being depreciated:</i>				
Buildings and improvements	37,554,039	10,729	-	37,564,768
Furniture and equipment	849,790	42,105	-	891,895
Vehicles	<u>1,830,547</u>	<u>-</u>	<u>-</u>	<u>1,830,547</u>
Total capital assets, being depreciated	<u>40,234,376</u>	<u>52,834</u>	<u>-</u>	<u>40,287,210</u>
<i>Less: accumulated depreciation:</i>				
Buildings and improvements	(4,430,834)	(404,167)	-	(4,835,001)
Furniture and equipment	(641,446)	(30,042)	-	(671,488)
Vehicles	<u>(971,676)</u>	<u>(54,701)</u>	<u>-</u>	<u>(1,026,377)</u>
Total accumulated depreciation	<u>(6,043,956)</u>	<u>(488,910)</u>	<u>-</u>	<u>(6,532,866)</u>
Governmental activities capital assets, net	<u>\$ 34,731,298</u>	<u>\$ (436,076)</u>	<u>\$ -</u>	<u>\$ 34,295,222</u>

Depreciation expense was charged to governmental functions as follows:

<u>Instruction:</u>	
Regular	\$ 192,692
Special	66,628
Vocational	45
Other	982
<u>Support services:</u>	
Pupil	22,479
Instructional staff	9,570
Board of education	1,166
Administration	36,966
Fiscal	6,998
Business	2,690
Operations and maintenance	66,156
Pupil transportation	59,927
Food service operations	7,137
Extracurricular	<u>15,474</u>
Total depreciation expense	<u>\$ 488,910</u>

**SHEFFIELD-SHEFFIELD LAKE CITY SCHOOL DISTRICT
LORAIN COUNTY, OHIO**

NOTES TO THE BASIC FINANCIAL STATEMENTS
FOR THE FISCAL YEAR ENDED JUNE 30, 2020

NOTE 9 - LEASES - LESSEE DISCLOSURE

A. Lease-Purchase Agreements

During prior fiscal years, the District entered into lease-purchase agreements for computer equipment. During fiscal year 2019, the District entered into a new lease-purchase agreement for buses. The agreements meet the criteria of a lease-purchase as defined by GASB, which defines a lease-purchase generally as one which transfers benefits and risks of ownership to the lessee. Lease purchase payments have been reclassified as debt service expenditures in the basic financial statements for the governmental funds. The District made principal and interest payments of \$82,874 and \$14,496, respectively, from the general fund and \$42,434 and \$2,078, respectively, from the permanent improvement capital projects fund (a nonmajor governmental fund) during fiscal year 2020.

The computer equipment held under lease-purchase was below the capitalization threshold for each item and therefore not recorded as a capital asset. The buses held under lease-purchase were capitalized in the amount of \$439,264 and had principal in the amount of \$316,118 outstanding at June 30, 2020.

The lease-purchase agreements are considered direct borrowings. Direct borrowings have terms negotiated directly between the District and the lender and are not offered for public sale. The lease-purchase agreements have no significant finance-related terms related to events of default, termination events, or subjective acceleration clauses.

The future minimum lease obligation and the net present value of the minimum lease payments as of June 30, 2020 are as follows:

<u>Fiscal Year Ending June 30,</u>	<u>Governmental Activities</u>
2021	\$ 116,427
2022	97,370
2023	97,370
2024	<u>48,685</u>
Total minimum lease payments remaining	359,852
Less: amount representing interest	<u>(24,995)</u>
Present value of minimum lease payments	<u>\$ 334,857</u>

B. Operating Leases

The District is obligated under certain leases accounted for as operating leases. Operating leases do not give rise to property rights or lease obligations. During 2020, expenditures for operating leases totaled \$18,162. The following is a schedule of future minimum rental payments required under operating leases that have initial or remaining noncancelable lease terms in excess of one year as of June 30, 2020:

<u>Fiscal Year Ending June 30,</u>	<u>Governmental Activities</u>
2021	\$ 24,216
2022	24,216
2023	<u>6,054</u>
Total minimum lease payments remaining	<u>\$ 54,486</u>

**SHEFFIELD-SHEFFIELD LAKE CITY SCHOOL DISTRICT
LORAIN COUNTY, OHIO**

NOTES TO THE BASIC FINANCIAL STATEMENTS
FOR THE FISCAL YEAR ENDED JUNE 30, 2020

NOTE 10 - LONG-TERM OBLIGATIONS

A. During fiscal year 2020, the following changes occurred in the governmental activities long-term obligations.

	Balance <u>July 1, 2019</u>	<u>Additions</u>	<u>Reductions</u>	Balance <u>June 30, 2020</u>	Amounts Due Within <u>One Year</u>
Governmental activities:					
General obligation bonds:					
<i>School improvement, 2011</i>					
Current interest bonds	\$ 11,135,002	\$ -	\$ (9,615,002)	\$ 1,520,000	\$ 545,000
Capital appreciation bonds	111,956	-	(111,956)	-	-
<i>School improvement refunding, 2016</i>					
Current interest bonds	8,440,000	-	-	8,440,000	-
Capital appreciation bonds	5,676	-	(3,354)	2,322	1,342
<i>School improvement refunding, 2017</i>					
Current interest bonds	8,750,000	-	(60,000)	8,690,000	60,000
Capital appreciation bonds	9,923	-	-	9,923	-
<i>School improvement refunding, 2019</i>					
Current interest bonds	-	9,560,000	-	9,560,000	60,000
Capital appreciation bonds	-	49,984	-	49,984	-
Total general obligation bonds	<u>28,452,557</u>	<u>9,609,984</u>	<u>(9,790,312)</u>	<u>28,272,229</u>	<u>666,342</u>
Accretion on capital appreciation bonds	862,405	112,035	(803,555) *	170,885	52,835
Unamortized premium on bonds	2,013,707	387,080	(198,099)	2,202,688	-
Lease-purchase agreements from direct borrowings	460,165	-	(125,308)	334,857	104,817
Compensated absences	1,397,478	23,809	(74,260)	1,347,027	99,350
Net pension liability	22,114,718	425,158	(506,391)	22,033,485	-
Net OPEB liability	<u>2,671,070</u>	<u>-</u>	<u>(526,354)</u>	<u>2,144,716</u>	<u>-</u>
Total governmental activities	<u>\$ 57,972,100</u>	<u>\$ 948,082</u>	<u>\$ (12,024,279)</u>	<u>\$ 56,505,887</u>	<u>\$ 923,344</u>

*Reduction of accretion on capital appreciation bonds during the current fiscal year was \$494,690. An additional \$308,865 was included in the chart above to account for adjustments run through current year activity to properly state the balance at end of year.

Lease-Purchase Agreements - The lease-purchase agreements are described in Note 9.

Compensated Absences - Compensated absences will be paid from the fund from which the employee is paid, which for the District, is primarily the general fund.

Net Pension Liability - The District's net pension liability is described in Note 12. The District pays obligations related to employee compensation from the fund benefitting from their service.

Net OPEB Liability/Asset - The District's net OPEB liability/asset is described in Note 13. The District pays obligations related to employee compensation from the fund benefitting from their service.

**SHEFFIELD-SHEFFIELD LAKE CITY SCHOOL DISTRICT
LORAIN COUNTY, OHIO**

NOTES TO THE BASIC FINANCIAL STATEMENTS
FOR THE FISCAL YEAR ENDED JUNE 30, 2020

NOTE 10 - LONG-TERM OBLIGATIONS - (Continued)

B. General Obligation Bonds Payable

The original issue date, interest rate, original issuance amount and date of maturity for each of the District's general obligation bonds payable follow:

<u>General Obligation Bonds</u>	<u>Original Issue</u>	<u>Interest Rate</u>	<u>Original Issue Amount</u>	<u>Date of Maturity</u>
<i>School improvement*</i>				
Serial	2011	2.00-5.00%	\$ 11,670,000	12/1/2031
Term	2011	5.00%	1,920,000	12/1/2037
Term	2011	4.50%	8,690,000	12/1/2041
Capital appreciation bonds	2011	19.86%	82,963	12/1/2018
Capital appreciation bonds	2011	19.86%	111,957	12/1/2019
<i>School improvement refunding</i>				
Serial	2016	5.00%	4,755,000	12/1/2034
Term	2016	2.00-4.00%	3,735,000	12/1/2036
Capital appreciation bonds	2016	116.12%	34,998	12/1/2025
<i>School improvement refunding</i>				
Serial	2017	2.00-4.00%	6,970,000	12/1/2031
Term	2017	3.375%	1,915,000	12/1/2037
Capital appreciation bonds	2017	67.90%	9,923	12/1/2024
<i>School improvement refunding</i>				
Serial	2019	2.00-4.00%	4,685,000	12/1/2041
Term	2019	2.550%	4,875,000	12/1/2039
Capital appreciation bonds	2019	103.80%	49,984	12/1/2021

* A portion of the School Improvement, Series 2011 bond issue was refunded by the Series 2016 and Series 2017 bond refundings and Series 2019 refundings.

School Improvement Bonds, Series 2011 - The school improvement bonds, series 2011 were issued for new construction and improvements of the District's facilities and included serial, term and capital appreciation bonds. The school improvement refunding bonds, series 2016, the school improvement refunding bonds, series 2017 and the school improvement refunding bonds, series 2019 were issued to advance refund \$8,525,000, \$8,895,000 and \$9,615,000, respectively, of the school improvement bonds, series 2011.

These bonds are general obligations of the District, for which its full faith and credit is pledged for repayment. On the fund financial statements, payments of principal and interest relating to these bonds are recorded as expenditures in the bond retirement fund. On the government-wide financial statements, principal payments reduce the liability reported on the statement of net position. The present value reported on the statement of net position at June 30, 2020 was \$1,520,000.

School Improvement Bonds, Series 2016 - The school improvement refunding bonds, series 2016 were issued to advance refund a portion of the school improvement bonds, series 2011 (\$8,525,000) and include serial, term and capital appreciation bonds.

**SHEFFIELD-SHEFFIELD LAKE CITY SCHOOL DISTRICT
LORAIN COUNTY, OHIO**

**NOTES TO THE BASIC FINANCIAL STATEMENTS
FOR THE FISCAL YEAR ENDED JUNE 30, 2020**

NOTE 10 - LONG-TERM OBLIGATIONS - (Continued)

These bonds are general obligations of the District, for which its full faith and credit is pledged for repayment. On the fund financial statements, payments of principal and interest relating to these bonds are recorded as expenditures in the bond retirement fund (a nonmajor governmental fund). On the government-wide financial statements, principal payments reduce the liability reported on the statement of net position. The present value reported on the statement of net position at June 30, 2020, including \$93,826 of accreted interest on capital appreciation bonds, was \$8,536,148.

The reacquisition price exceeded the net carrying amount of the old debt by \$1,192,807. This amount is being netted against the new debt and amortized over the remaining life of the refunded debt, which is equal to the life of the new debt issued. The issuance proceeds were used to purchase securities which were placed in an irrevocable trust to provide resources for all future debt service payments on the refunded debt. The refunded bonds, which have an outstanding balance of \$8,440,000 at June 30, 2020, are not included in the District's outstanding debt since the District has in-substance satisfied its obligations through the advance refunding.

School Improvement Bonds, Series 2017 - The District issued \$8,894,923 in school improvement refunding bonds on July 20, 2017, to advance refund a portion of the school improvement bonds, series 2011 (\$8,895,000) and include serial, term and capital appreciation bonds.

These bonds are general obligations of the District, for which its full faith and credit is pledged for repayment. On the fund financial statements, payments of principal and interest relating to these bonds are recorded as expenditures in the bond retirement fund. On the government-wide financial statements, principal payments reduce the liability reported on the statement of net position. The present value reported on the statement of net position at June 30, 2020, including \$43,331 of accreted interest on capital appreciation bonds, was \$8,743,254.

The net present value savings of the refunding was \$519,063. The reacquisition price exceeded the net carrying amount of the old debt by \$486,969. This amount is being netted against the new debt and amortized over the remaining life of the refunded debt, which is equal to the life of the new debt issued. The issuance proceeds were used to purchase securities which were placed in an irrevocable trust to provide resources for all future debt service payments on the refunded debt. The refunded bonds, which have an outstanding balance of \$8,690,000 at June 30, 2020, are not included in the District's outstanding debt since the District has in-substance satisfied its obligations through the advance refunding.

School Improvement Bonds, Series 2019 - The District issued \$9,609,984 in school improvement refunding bonds on October 24, 2019, to advance refund a portion of the school improvement bonds, series 2011 (\$9,615,000) and include serial, term and capital appreciation bonds.

These bonds are general obligations of the District, for which its full faith and credit is pledged for repayment. On the fund financial statements, payments of principal and interest relating to these bonds are recorded as expenditures in the bond retirement fund (a nonmajor governmental fund). On the government-wide financial statements, principal payments reduce the liability reported on the statement of net position. The present value reported on the statement of net position at June 30, 2020, including \$33,728 of accreted interest on capital appreciation bonds, was \$9,643,712.

**SHEFFIELD-SHEFFIELD LAKE CITY SCHOOL DISTRICT
LORAIN COUNTY, OHIO**

NOTES TO THE BASIC FINANCIAL STATEMENTS
FOR THE FISCAL YEAR ENDED JUNE 30, 2020

NOTE 10 - LONG-TERM OBLIGATIONS - (Continued)

The net present value savings of the refunding was \$2,415,281. The reacquisition price exceeded the net carrying amount of the old debt by \$129,215. This amount is being netted against the new debt and amortized over the remaining life of the refunded debt, which is equal to the life of the new debt issued. The issuance proceeds were used to purchase securities which were placed in an irrevocable trust to provide resources for all future debt service payments on the refunded debt. The refunded bonds, which have an outstanding balance of \$9,560,000 at June 30, 2020, are not included in the District's outstanding debt since the District has in-substance satisfied its obligations through the advance refunding.

Principal and interest requirements to retire the District's long-term general obligation bonds are as follows:

Fiscal Year	General Obligation Bonds		
	Principal	Interest	Total
2021	\$ 666,342	\$ 960,383	\$ 1,626,725
2022	445,521	1,185,629	1,631,150
2023	790,214	928,007	1,718,221
2024	710,086	907,708	1,617,794
2025	134,957	1,622,237	1,757,194
2026 - 2030	4,945,109	4,318,168	9,263,277
2031 - 2035	7,500,000	2,580,575	10,080,575
2036 - 2040	9,260,000	1,219,716	10,479,716
2041 - 2042	3,820,000	115,500	3,935,500
Total	\$ 28,272,229	\$ 13,837,923	\$ 42,110,152

C. Legal Debt Margin

The Ohio Revised Code provides that voted net general obligation debt of the District shall never exceed 9% of the total assessed valuation of the District. The code further provides that unvoted indebtedness shall not exceed 1/10 of 1% of the property valuation of the District. The code additionally states that unvoted indebtedness related to energy conservation debt shall not exceed 9/10 of 1% of the property valuation of the District. The assessed valuation used in determining the District's legal debt margin has been modified by House Bill 530 which became effective March 30, 2006. In accordance with House Bill 530, the assessed valuation used in the District's legal debt margin calculation excluded tangible personal property used in business, telephone or telegraph property, interexchange telecommunications company property, and personal property owned or leased by a railroad company and used in railroad operations. The effects of these debt limitations at June 30, 2020, are a voted debt margin of \$4,941,972 (including available funds of \$1,163,450) and an unvoted debt margin of \$356,119.

**SHEFFIELD-SHEFFIELD LAKE CITY SCHOOL DISTRICT
LORAIN COUNTY, OHIO**

**NOTES TO THE BASIC FINANCIAL STATEMENTS
FOR THE FISCAL YEAR ENDED JUNE 30, 2020**

NOTE 11 - RISK MANAGEMENT

A. Property and Liability

The District is exposed to various risks of loss related to torts, theft of, damage to, and destruction of assets, errors and omissions, injuries to employees and natural disasters. During fiscal year 2020, the District contracted with the Ohio Casualty Company for property and casualty insurance. Professional liability is covered by the Ohio Schools Council with a \$1,000,000 per occurrence and a \$3,000,000 aggregate limit. Settled claims have not exceeded this commercial insurance coverage in any of the past three fiscal years. There has not been a significant reduction in coverage from the prior year.

Travelers Casualty & Surety Company of America maintains performance bonds of \$20,000 for the Superintendent and the Board President. A surety bond in the amount of \$100,000 also covers the Treasurer. The remaining employees who handle money are covered with a public employee's dishonesty insurance bond in the amount of \$50,000.

B. Workers' Compensation

The District pays the State Workers' Compensation System a premium based on a rate per \$100 of salaries. This rate is calculated based on accident history and administrative costs.

NOTE 12 - DEFINED BENEFIT PENSION PLANS

Net Pension Liability

The net pension liability reported on the statement of net position represents a liability to employees for pensions. Pensions are a component of exchange transactions—between an employer and its employees—of salaries and benefits for employee services. Pensions are provided to an employee—on a deferred-payment basis—as part of the total compensation package offered by an employer for employee services each financial period. The obligation to sacrifice resources for pensions is a present obligation because it was created as a result of employment exchanges that already have occurred.

The net pension liability represents the District's proportionate share of each pension plan's collective actuarial present value of projected benefit payments attributable to past periods of service, net of each pension plan's fiduciary net position. The net pension liability calculation is dependent on critical long-term variables, including estimated average life expectancies, earnings on investments, cost of living adjustments and others. While these estimates use the best information available, unknowable future events require adjusting this estimate annually.

The Ohio Revised Code limits the District's obligation for this liability to annually required payments. The District cannot control benefit terms or the manner in which pensions are financed; however, the District does receive the benefit of employees' services in exchange for compensation including pension.

GASB 68 assumes the liability is solely the obligation of the employer, because (1) they benefit from employee services; and (2) State statute requires all funding to come from these employers. All contributions to date have come solely from these employers (which also includes costs paid in the form of withholdings from employees). State statute requires the pension plans to amortize unfunded liabilities within 30 years. If the amortization period exceeds 30 years, each pension plan's board must propose corrective action to the State legislature. Any resulting legislative change to benefits or funding could significantly affect the net pension liability. Resulting adjustments to the net pension liability would be effective when the changes are legally enforceable.

**SHEFFIELD-SHEFFIELD LAKE CITY SCHOOL DISTRICT
LORAIN COUNTY, OHIO**

NOTES TO THE BASIC FINANCIAL STATEMENTS
FOR THE FISCAL YEAR ENDED JUNE 30, 2020

NOTE 12 - DEFINED BENEFIT PENSION PLANS – (Continued)

The proportionate share of each plan’s unfunded benefits is presented as a long-term *net pension liability* on the accrual basis of accounting. Any liability for the contractually-required pension contribution outstanding at the end of the year is included in due to other governments on both the accrual and modified accrual basis of accounting.

Plan Description - School Employees Retirement System (SERS)

Plan Description - The District non-teaching employees participate in SERS, a cost-sharing multiple-employer defined benefit pension plan administered by SERS. SERS provides retirement, disability and survivor benefits, annual cost-of-living adjustments, and death benefits to plan members and beneficiaries. Authority to establish and amend benefits is provided by Ohio Revised Code Chapter 3309. SERS issues a publicly available, stand-alone financial report that includes financial statements, required supplementary information and detailed information about SERS’ fiduciary net position. That report can be obtained by visiting the SERS website at www.ohsers.org under Employers/Audit Resources.

Age and service requirements for retirement are as follows:

	Eligible to Retire on or before August 1, 2017 *	Eligible to Retire after August 1, 2017
Full benefits	Age 65 with 5 years of services credit; or Any age with 30 years of service credit	Age 67 with 10 years of service credit; or Age 57 with 30 years of service credit
Actuarially reduced benefits	Age 60 with 5 years of service credit; or Age 55 with 25 years of service credit	Age 62 with 10 years of service credit; or Age 60 with 25 years of service credit

* Members with 25 years of service credit as of August 1, 2017 will be included in this plan.

Annual retirement benefits are calculated based on final average salary multiplied by a percentage that varies based on years of service; 2.2% for the first thirty years of service and 2.5% for years of service credit over 30. Final average salary is the average of the highest three years of salary.

Effective January 1, 2018, SERS cost-of-living adjustment (COLA) changed from a fixed 3% annual increase to one based on the Consumer Price Index (CPI-W) with a cap of 2.5% and a floor of 0%. SERS also has the authority to award or suspend the COLA, or to adjust the COLA above or below CPI-W. SERS suspended the COLA increases for 2018, 2019 and 2020 for current retirees, and confirmed their intent to implement a four-year waiting period for the state of a COLA for future retirees.

Funding Policy - Plan members are required to contribute 10% of their annual covered salary and the District is required to contribute 14% of annual covered payroll. The contribution requirements of plan members and employers are established and may be amended by the SERS’ Retirement Board up to statutory maximum amounts of 10% for plan members and 14% for employers. The Retirement Board, acting with the advice of the actuary, allocates the employer contribution rate among four of the System’s funds (Pension Trust Fund, Death Benefit Fund, Medicare B Fund, and Health Care Fund). For the fiscal year ended June 30, 2020, the allocation to pension, death benefits, and Medicare B was 14.0%.

The District’s contractually required contribution to SERS was \$400,500 for fiscal year 2020. Of this amount, \$27,397 is reported as due to other governments.

**SHEFFIELD-SHEFFIELD LAKE CITY SCHOOL DISTRICT
LORAIN COUNTY, OHIO**

**NOTES TO THE BASIC FINANCIAL STATEMENTS
FOR THE FISCAL YEAR ENDED JUNE 30, 2020**

NOTE 12 - DEFINED BENEFIT PENSION PLANS – (Continued)

Plan Description - State Teachers Retirement System (STRS)

Plan Description - Licensed teachers participate in STRS Ohio, a cost-sharing multiple-employer public employee retirement system administered by STRS. STRS provides retirement and disability benefits to members and death and survivor benefits to beneficiaries. STRS issues a stand-alone financial report that includes financial statements, required supplementary information and detailed information about STRS' fiduciary net position. That report can be obtained by writing to STRS, 275 E. Broad St., Columbus, OH 43215-3771, by calling (888) 227-7877, or by visiting the STRS website at www.strsoh.org.

New members have a choice of three retirement plans; a Defined Benefit (DB) Plan, a Defined Contribution (DC) Plan and a Combined Plan. Benefits are established by Ohio Revised Code Chapter 3307. The DB Plan offers an annual retirement allowance based on final average salary multiplied by a percentage that varies based on years of service. Effective August 1, 2015, the calculation will be 2.2% of final average salary for the five highest years of earnings multiplied by all years of service. Effective July 1, 2017, the cost-of-living adjustment was reduced to zero. Members are eligible to retire at age 60 with five years of qualifying service credit, or age 55 with 28 years of service, or 33 years of service regardless of age. Eligibility changes will be phased in until August 1, 2026, when retirement eligibility for unreduced benefits will be five years of service credit and age 65, or 35 years of service credit and at least age 60.

The DC Plan allows members to place all their member contributions and 9.53% of the 14% employer contributions into an investment account. Investment allocation decisions are determined by the member. The remaining 4.47% of the 14% employer rate is allocated to the defined benefit unfunded liability. A member is eligible to receive a retirement benefit at age 50 and termination of employment. The member may elect to receive a lifetime monthly annuity or a lump sum withdrawal.

The Combined Plan offers features of both the DB Plan and the DC Plan. In the Combined Plan, 12% of the 14% member rate goes to the DC Plan and the remaining 2% is applied to the DB Plan. Member contributions to the DC Plan are allocated among investment choices by the member, and contributions to the DB Plan from the employer and the member are used to fund the defined benefit payment at a reduced level from the regular DB Plan. The defined benefit portion of the Combined Plan payment is payable to a member on or after age 60 with five years of service. The defined contribution portion of the account may be taken as a lump sum payment or converted to a lifetime monthly annuity after termination of employment at age 50 or later.

New members who choose the DC Plan or Combined Plan will have another opportunity to reselect a permanent plan during their fifth year of membership. Members may remain in the same plan or transfer to another STRS plan. The optional annuitization of a member's defined contribution account or the defined contribution portion of a member's Combined Plan account to a lifetime benefit results in STRS bearing the risk of investment gain or loss on the account. STRS has therefore included all three plan options as one defined benefit plan for GASB 68 reporting purposes.

A DB or Combined Plan member with five or more years of credited service who is determined to be disabled may qualify for a disability benefit. Eligible survivors of members who die before service retirement may qualify for monthly benefits. New members on or after July 1, 2013, must have at least ten years of qualifying service credit to apply for disability benefits. Members in the DC Plan who become disabled are entitled only to their account balance. If a member of the DC Plan dies before retirement benefits begin, the member's designated beneficiary is entitled to receive the member's account balance.

**SHEFFIELD-SHEFFIELD LAKE CITY SCHOOL DISTRICT
LORAIN COUNTY, OHIO**

NOTES TO THE BASIC FINANCIAL STATEMENTS
FOR THE FISCAL YEAR ENDED JUNE 30, 2020

NOTE 12 - DEFINED BENEFIT PENSION PLANS - (Continued)

Funding Policy - Employer and member contribution rates are established by the State Teachers Retirement Board and limited by Chapter 3307 of the Ohio Revised Code. For fiscal year 2020, plan members were required to contribute 14% of their annual covered salary. The District was required to contribute 14%; the entire 14% was the portion used to fund pension obligations. The fiscal year 2020 contribution rates were equal to the statutory maximum rates.

The District's contractually required contribution to STRS was \$1,315,247 for fiscal year 2020. Of this amount, \$227,152 is reported as due to other governments.

Pension Liabilities, Pension Expense, and Deferred Outflows of Resources and Deferred Inflows of Resources Related to Pensions

The net pension liability was measured as of June 30, 2019, and the total pension liability used to calculate the net pension liability was determined by an actuarial valuation as of that date. The District's proportion of the net pension liability was based on the District's share of contributions to the pension plan relative to the projected contributions of all participating entities.

Following is information related to the proportionate share and pension expense:

	<u>SERS</u>	<u>STRS</u>	<u>Total</u>
Proportion of the net pension liability prior measurement date	0.09560420%	0.07567525%	
Proportion of the net pension liability current measurement date	<u>0.08305020%</u>	<u>0.07716441%</u>	
Change in proportionate share	<u>-0.01255400%</u>	<u>0.00148916%</u>	
Proportionate share of the net pension liability	\$ 4,969,039	\$ 17,064,446	\$ 22,033,485
Pension expense	\$ 620,253	\$ 2,114,987	\$ 2,735,240

At June 30, 2020, the District reported deferred outflows of resources and deferred inflows of resources related to pensions from the following sources:

	<u>SERS</u>	<u>STRS</u>	<u>Total</u>
Deferred outflows of resources			
Differences between expected and actual experience	\$ 126,005	\$ 138,934	\$ 264,939
Changes of assumptions	-	2,004,550	2,004,550
Difference between employer contributions and proportionate share of contributions/ change in proportionate share	122,645	610,179	732,824
Contributions subsequent to the measurement date	<u>400,500</u>	<u>1,315,247</u>	<u>1,715,747</u>
Total deferred outflows of resources	<u>\$ 649,150</u>	<u>\$ 4,068,910</u>	<u>\$ 4,718,060</u>

**SHEFFIELD-SHEFFIELD LAKE CITY SCHOOL DISTRICT
LORAIN COUNTY, OHIO**

NOTES TO THE BASIC FINANCIAL STATEMENTS
FOR THE FISCAL YEAR ENDED JUNE 30, 2020

NOTE 12 - DEFINED BENEFIT PENSION PLANS - (Continued)

	<u>SERS</u>	<u>STRS</u>	<u>Total</u>
Deferred inflows of resources			
Differences between expected and actual experience	\$ -	\$ 73,870	\$ 73,870
Net difference between projected and actual earnings on pension plan investments	63,785	834,021	897,806
Difference between employer contributions and proportionate share of contributions/ change in proportionate share	<u>458,148</u>	<u>500,523</u>	<u>958,671</u>
Total deferred inflows of resources	<u>\$ 521,933</u>	<u>\$ 1,408,414</u>	<u>\$ 1,930,347</u>

\$1,715,747 reported as deferred outflows of resources related to pension resulting from District contributions subsequent to the measurement date will be recognized as a reduction of the net pension liability in the year ending June 30, 2021.

Other amounts reported as deferred outflows of resources and deferred inflows of resources related to pension will be recognized in pension expense as follows:

	<u>SERS</u>	<u>STRS</u>	<u>Total</u>
Fiscal Year Ending June 30:			
2021	\$ (62,830)	\$ 868,077	\$ 805,247
2022	(242,383)	255,492	13,109
2023	(4,243)	66,371	62,128
2024	<u>36,173</u>	<u>155,309</u>	<u>191,482</u>
Total	<u>\$ (273,283)</u>	<u>\$ 1,345,249</u>	<u>\$ 1,071,966</u>

Actuarial Assumptions - SERS

SERS' total pension liability was determined by their actuaries in accordance with GASB Statement No. 67, as part of their annual actuarial valuation for each defined benefit retirement plan. Actuarial valuations of an ongoing plan involve estimates of the value of reported amounts (e.g., salaries, credited service) and assumptions about the probability of occurrence of events far into the future (e.g., mortality, disabilities, retirements, employment termination). Actuarially determined amounts are subject to continual review and potential modifications, as actual results are compared with past expectations and new estimates are made about the future.

Projections of benefits for financial reporting purposes are based on the substantive plan (the plan as understood by the employers and plan members) and include the types of benefits provided at the time of each valuation and the historical pattern of sharing benefit costs between the employers and plan members to that point. The projection of benefits for financial reporting purposes does not explicitly incorporate the potential effects of legal or contractual funding limitations.

Actuarial calculations reflect a long-term perspective. For a newly hired employee, actuarial calculations will take into account the employee's entire career with the employer and also take into consideration the benefits, if any, paid to the employee after termination of employment until the death of the employee and any applicable contingent annuitant. In many cases actuarial calculations reflect several decades of service with the employer and the payment of benefits after termination.

**SHEFFIELD-SHEFFIELD LAKE CITY SCHOOL DISTRICT
LORAIN COUNTY, OHIO**

NOTES TO THE BASIC FINANCIAL STATEMENTS
FOR THE FISCAL YEAR ENDED JUNE 30, 2020

NOTE 12 - DEFINED BENEFIT PENSION PLANS - (Continued)

Key methods and assumptions used in calculating the total pension liability in the latest actuarial valuation, prepared as of June 30, 2019, are presented below:

Wage inflation	3.00%
Future salary increases, including inflation	3.50% to 18.20%
COLA or ad hoc COLA	2.50%
Investment rate of return	7.50% net of investments expense, including inflation
Actuarial cost method	Entry age normal (level percent of payroll)

For 2019, the mortality rates were based on the RP-2014 Blue Collar Mortality Table with fully generational projection and a five-year age set-back for both males and females. Mortality among service retired members, and beneficiaries were based upon the RP-2014 Blue Collar Mortality Table with fully generational projection with Scale BB, 120% of male rates, and 110% of female rates. Mortality among disabled members was based upon the RP-2000 Disabled Mortality Table, 90% for male rates and 100% for female rates, set back five years is used for the period after disability retirement.

The most recent experience study was completed for the five year period ended June 30, 2015.

The long-term return expectation for the Pension Plan Investments has been determined using a building-block approach and assumes a time horizon, as defined in SERS' *Statement of Investment Policy*. A forecasted rate of inflation serves as the baseline for the return expectation. Various real return premiums over the baseline inflation rate have been established for each asset class. The long-term expected nominal rate of return has been determined by calculating a weighted average of the expected real return premiums for each asset class, adding the projected inflation rate, and adding the expected return from rebalancing uncorrelated asset classes.

The target allocation and best estimates of arithmetic real rates of return for each major assets class are summarized in the following table:

Asset Class	Target Allocation	Long-Term Expected Real Rate of Return
Cash	1.00 %	0.50 %
US Equity	22.50	4.75
International Equity	22.50	7.00
Fixed Income	19.00	1.50
Private Equity	10.00	8.00
Real Assets	15.00	5.00
Multi-Asset Strategies	10.00	3.00
Total	<u>100.00 %</u>	

Discount Rate - The total pension liability was calculated using the discount rate of 7.50%. The projection of cash flows used to determine the discount rate assumed the contributions from employers and from the members would be computed based on contribution requirements as stipulated by State statute. Projected inflows from investment earning were calculated using the long-term assumed investment rate of return (7.50%). Based on those assumptions, the plan's fiduciary net position was projected to be available to make all future benefit payments of current plan members. Therefore, the long-term expected rate of return on pension plan investments was applied to all periods of projected benefits to determine the total pension liability.

**SHEFFIELD-SHEFFIELD LAKE CITY SCHOOL DISTRICT
LORAIN COUNTY, OHIO**

NOTES TO THE BASIC FINANCIAL STATEMENTS
FOR THE FISCAL YEAR ENDED JUNE 30, 2020

NOTE 12 - DEFINED BENEFIT PENSION PLANS - (Continued)

Sensitivity of the District's Proportionate Share of the Net Pension Liability to Changes in the Discount Rate - Net pension liability is sensitive to changes in the discount rate, and to illustrate the potential impact the following table presents the net pension liability calculated using the discount rate of 7.50%, as well as what each plan's net pension liability would be if it were calculated using a discount rate that is one percentage point lower (6.50%), or one percentage point higher (8.50%) than the current rate.

	1% Decrease	Current Discount Rate	1% Increase
District's proportionate share of the net pension liability	\$ 6,963,400	\$ 4,969,039	\$ 3,296,518

Actuarial Assumptions - STRS

Key methods and assumptions used in the latest actuarial valuation, reflecting experience study results used in the July 1, 2019, actuarial valuation are presented below:

	July 1, 2019
Inflation	2.50%
Projected salary increases	12.50% at age 20 to 2.50% at age 65
Investment rate of return	7.45%, net of investment expenses, including inflation
Payroll increases	3.00%
Cost-of-living adjustments (COLA)	0.00%

For the July 1, 2019, actuarial valuation, post-retirement mortality rates for healthy retirees are based on the RP-2014 Annuitant Mortality Table with 50% of rates through age 69, 70% of rates between ages 70 and 79, 90% of rates between ages 80 and 84, and 100% of rates thereafter, projected forward generationally using mortality improvement scale MP-2016. Post-retirement disabled mortality rates are based on the RP-2014 Disabled Mortality Table with 90% of rates for males and 100% of rates for females, projected forward generationally using mortality improvement scale MP-2016. Pre-retirement mortality rates are based on RP-2014 Employee Mortality Table, projected forward generationally using mortality improvement scale MP-2016.

Actuarial assumptions used in the July 1, 2019 valuation are based on the results of an actuarial experience study for the period July 1, 2011 through June 30, 2016.

STRS Ohio's investment consultant develops an estimate range for the investment return assumption based on the target allocation adopted by the Retirement Board. The target allocation and long-term expected rate of return for each major asset class are summarized as follows:

**SHEFFIELD-SHEFFIELD LAKE CITY SCHOOL DISTRICT
LORAIN COUNTY, OHIO**

NOTES TO THE BASIC FINANCIAL STATEMENTS
FOR THE FISCAL YEAR ENDED JUNE 30, 2020

NOTE 12 - DEFINED BENEFIT PENSION PLANS - (Continued)

<u>Asset Class</u>	<u>Target Allocation*</u>	<u>Long-Term Expected Real Rate of Return **</u>
Domestic Equity	28.00 %	7.35 %
International Equity	23.00	7.55
Alternatives	17.00	7.09
Fixed Income	21.00	3.00
Real Estate	10.00	6.00
Liquidity Reserves	1.00	2.25
Total	<u>100.00 %</u>	

*Target weights will be phased in over a 24-month period concluding on July 1, 2019.

**10-Year geometric nominal returns, which include the real rate of return and inflation of 2.25% and does not include investment expenses. Over a 30-year period, STRS' investment consultant indicates that the above target allocations should generate a return above the actuarial rate of return, without net value added by management.

Discount Rate - The discount rate used to measure the total pension liability was 7.45% as of June 30, 2019. The projection of cash flows used to determine the discount rate assumes member and employer contributions will be made at the statutory contribution rates in accordance with rate increases described above. For this purpose, only employer contributions that are intended to fund benefits of current plan members and their beneficiaries are included. Projected employer contributions that are intended to fund the service costs of future plan members and their beneficiaries, as well as projected contributions from future plan members, are not included. Based on those assumptions, STRS' fiduciary net position was projected to be available to make all projected future benefit payments to current plan members as of June 30, 2019. Therefore, the long-term expected rate of return on pension plan investments of 7.45% was applied to all periods of projected benefit payment to determine the total pension liability as of June 30, 2019.

Sensitivity of the District's Proportionate Share of the Net Pension Liability to Changes in the Discount Rate - The following table presents the District's proportionate share of the net pension liability calculated using the current period discount rate assumption of 7.45%, as well as what the District's proportionate share of the net pension liability would be if it were calculated using a discount rate that is one-percentage-point lower (6.45%) or one-percentage-point higher (8.45%) than the current rate:

	<u>1% Decrease</u>	<u>Current Discount Rate</u>	<u>1% Increase</u>
District's proportionate share of the net pension liability	\$24,937,786	\$ 17,064,446	\$ 10,399,259

NOTE 13 - DEFINED BENEFIT OPEB PLANS

Net OPEB Liability/Asset

The net OPEB liability/asset reported on the statement of net position represents a liability/asset to employees for OPEB. OPEB is a component of exchange transactions—between an employer and its employees—of salaries and benefits for employee services. OPEB are provided to an employee—on a deferred-payment basis—as part of the total compensation package offered by an employer for employee services each financial period. The obligation to sacrifice resources for OPEB is a present obligation because it was created as a result of employment exchanges that already have occurred.

**SHEFFIELD-SHEFFIELD LAKE CITY SCHOOL DISTRICT
LORAIN COUNTY, OHIO**

NOTES TO THE BASIC FINANCIAL STATEMENTS
FOR THE FISCAL YEAR ENDED JUNE 30, 2020

NOTE 13 - DEFINED BENEFIT OPEB PLANS - (Continued)

The net OPEB liability/asset represents the District's proportionate share of each OPEB plan's collective actuarial present value of projected benefit payments attributable to past periods of service, net of each OPEB plan's fiduciary net position. The net OPEB liability/asset calculation is dependent on critical long-term variables, including estimated average life expectancies, earnings on investments, cost of living adjustments and others. While these estimates use the best information available, unknowable future events require adjusting these estimates annually.

The Ohio Revised Code limits the District's obligation for this liability to annually required payments. The District cannot control benefit terms or the manner in which OPEB are financed; however, the District does receive the benefit of employees' services in exchange for compensation including OPEB.

GASB 75 assumes the liability is solely the obligation of the employer, because they benefit from employee services. OPEB contributions come from these employers and health care plan enrollees which pay a portion of the health care costs in the form of a monthly premium. The Ohio Revised Code permits, but does not require, the retirement systems to provide healthcare to eligible benefit recipients. Any change to benefits or funding could significantly affect the net OPEB liability/asset. Resulting adjustments to the net OPEB liability/asset would be effective when the changes are legally enforceable. The retirement systems may allocate a portion of the employer contributions to provide for these OPEB benefits.

The proportionate share of each plan's unfunded/funded benefits is presented as a long-term *net OPEB liability* or *net OPEB asset* on the accrual basis of accounting. Any liability for the contractually-required OPEB contribution outstanding at the end of the year is included in due to other governments on both the accrual and modified accrual basis of accounting.

Plan Description - School Employees Retirement System (SERS)

Health Care Plan Description - The District contributes to the SERS Health Care Fund, administered by SERS for non-certificated retirees and their beneficiaries. For GASB 75 purposes, this plan is considered a cost-sharing other postemployment benefit (OPEB) plan. SERS' Health Care Plan provides healthcare benefits to eligible individuals receiving retirement, disability, and survivor benefits, and to their eligible dependents.

Members who retire after June 1, 1986, need 10 years of service credit, exclusive of most types of purchased credit, to qualify to participate in SERS' health care coverage. In addition to age and service retirees, disability benefit recipients and beneficiaries who are receiving monthly benefits due to the death of a member or retiree, are eligible for SERS' health care coverage. Most retirees and dependents choosing SERS' health care coverage are over the age of 65 and therefore enrolled in a fully insured Medicare Advantage plan; however, SERS maintains a traditional, self-insured preferred provider organization for its non-Medicare retiree population. For both groups, SERS offers a self-insured prescription drug program. Health care is a benefit that is permitted, not mandated, by statute. The financial report of the Plan is included in the SERS Comprehensive Annual Financial Report which can be obtained on SERS' website at www.ohsers.org under Employers/Audit Resources.

Access to health care for retirees and beneficiaries is permitted in accordance with Section 3309 of the Ohio Revised Code. The Health Care Fund was established and is administered in accordance with Internal Revenue Code Section 105(e). SERS' Retirement Board reserves the right to change or discontinue any health plan or program. Active employee members do not contribute to the Health Care Plan. The SERS Retirement Board established the rules for the premiums paid by the retirees for health care coverage for themselves and their dependents or for their surviving beneficiaries. Premiums vary depending on the plan selected, qualified years of service, Medicare eligibility, and retirement status.

**SHEFFIELD-SHEFFIELD LAKE CITY SCHOOL DISTRICT
LORAIN COUNTY, OHIO**

**NOTES TO THE BASIC FINANCIAL STATEMENTS
FOR THE FISCAL YEAR ENDED JUNE 30, 2020**

NOTE 13 - DEFINED BENEFIT OPEB PLANS - (Continued)

Funding Policy - State statute permits SERS to fund the health care benefits through employer contributions. Each year, after the allocation for statutorily required pensions and benefits, the Retirement Board may allocate the remainder of the employer contribution of 14% of covered payroll to the Health Care Fund in accordance with the funding policy. For the fiscal year ended June 30, 2020, SERS did not allocate any employer contributions to post-employment health care. An additional health care surcharge on employers is collected for employees earning less than an actuarially determined minimum compensation amount, pro-rated if less than a full year of service credit was earned. For fiscal year 2020, this amount was \$19,600. Statutes provide that no employer shall pay a health care surcharge greater than 2% of that employer's SERS-covered payroll; nor may SERS collect in aggregate more than 1.5% of the total statewide SERS-covered payroll for the health care surcharge. For fiscal year 2020, the District's surcharge obligation was \$54,872.

The surcharge added to the allocated portion of the 14% employer contribution rate is the total amount assigned to the Health Care Fund. The District's contractually required contribution to SERS was \$54,872 for fiscal year 2020. Of this amount, \$54,872 is reported as due to other governments.

Plan Description - State Teachers Retirement System (STRS)

Plan Description – The State Teachers Retirement System of Ohio (STRS) administers a cost-sharing Health Plan administered for eligible retirees who participated in the defined benefit or combined pension plans offered by STRS. Ohio law authorizes STRS to offer this plan. Benefits include hospitalization, physicians' fees, prescription drugs and partial reimbursement of monthly Medicare Part B premiums. Medicare Part B premium reimbursements will be discontinued effective January 1, 2021. The Plan is included in the report of STRS which can be obtained by visiting www.strsoh.org or by calling (888) 227-7877.

Funding Policy – Ohio Revised Code Chapter 3307 authorizes STRS to offer the Plan and gives the Retirement Board discretionary authority over how much, if any, of the health care costs will be absorbed by STRS. Active employee members do not contribute to the Health Care Plan. Nearly all health care plan enrollees, for the most recent year, pay a portion of the health care costs in the form of a monthly premium. Under Ohio law, funding for post-employment health care may be deducted from employer contributions, currently 14% of covered payroll. For the fiscal year ended June 30, 2020, STRS did not allocate any employer contributions to post-employment health care.

OPEB Liabilities/Assets, OPEB Expense, and Deferred Outflows of Resources and Deferred Inflows of Resources Related to OPEB

The net OPEB liability/asset was measured as of June 30, 2019, and the total OPEB liability/asset used to calculate the net OPEB liability/asset was determined by an actuarial valuation as of that date. The District's proportion of the net OPEB liability/asset was based on the District's share of contributions to the respective retirement systems relative to the contributions of all participating entities.

**SHEFFIELD-SHEFFIELD LAKE CITY SCHOOL DISTRICT
LORAIN COUNTY, OHIO**

NOTES TO THE BASIC FINANCIAL STATEMENTS
FOR THE FISCAL YEAR ENDED JUNE 30, 2020

NOTE 13 - DEFINED BENEFIT OPEB PLANS - (Continued)

Following is information related to the proportionate share and OPEB expense:

	<u>SERS</u>	<u>STRS</u>	<u>Total</u>
Proportion of the net OPEB liability/asset prior measurement date	0.09628010%	0.07567525%	
Proportion of the net OPEB liability/asset current measurement date	<u>0.08528410%</u>	<u>0.07716441%</u>	
Change in proportionate share	<u>-0.01099600%</u>	<u>0.00148916%</u>	
Proportionate share of the net OPEB liability	\$ 2,144,716	\$ -	\$ 2,144,716
Proportionate share of the net OPEB asset	\$ -	\$ (1,278,028)	\$ (1,278,028)
OPEB expense	\$ 29,100	\$ (389,211)	\$ (360,111)

At June 30, 2020, the District reported deferred outflows of resources and deferred inflows of resources related to OPEB from the following sources:

	<u>SERS</u>	<u>STRS</u>	<u>Total</u>
Deferred outflows of resources			
Differences between expected and actual experience	\$ 31,483	\$ 115,862	\$ 147,345
Net difference between projected and actual earnings on OPEB plan investments	5,148	-	5,148
Changes of assumptions	156,647	26,864	183,511
Difference between employer contributions and proportionate share of contributions/ change in proportionate share	195,842	110,430	306,272
Contributions subsequent to the measurement date	<u>54,872</u>	<u>-</u>	<u>54,872</u>
Total deferred outflows of resources	<u>\$ 443,992</u>	<u>\$ 253,156</u>	<u>\$ 697,148</u>
	<u>SERS</u>	<u>STRS</u>	<u>Total</u>
Deferred inflows of resources			
Differences between expected and actual experience	\$ 471,179	\$ 65,020	\$ 536,199
Net difference between projected and actual earnings on OPEB plan investments	-	80,268	80,268
Changes of assumptions	120,183	1,401,209	1,521,392
Difference between employer contributions and proportionate share of contributions/ change in proportionate share	<u>304,778</u>	<u>72,416</u>	<u>377,194</u>
Total deferred inflows of resources	<u>\$ 896,140</u>	<u>\$ 1,618,913</u>	<u>\$ 2,515,053</u>

**SHEFFIELD-SHEFFIELD LAKE CITY SCHOOL DISTRICT
LORAIN COUNTY, OHIO**

NOTES TO THE BASIC FINANCIAL STATEMENTS
FOR THE FISCAL YEAR ENDED JUNE 30, 2020

NOTE 13 - DEFINED BENEFIT OPEB PLANS - (Continued)

\$54,872 reported as deferred outflows of resources related to OPEB resulting from District contributions subsequent to the measurement date will be recognized as a reduction of the net OPEB liability/asset in the year ending June 30, 2021. Other amounts reported as deferred outflows of resources and deferred inflows of resources related to OPEB will be recognized in OPEB expense as follows:

	SERS	STRS	Total
Fiscal Year Ending June 30:			
2021	\$ (155,197)	\$ (303,005)	\$ (458,202)
2022	(69,914)	(303,004)	(372,918)
2023	(68,404)	(270,834)	(339,238)
2024	(68,649)	(259,553)	(328,202)
2025	(92,843)	(234,466)	(327,309)
Thereafter	(52,013)	5,105	(46,908)
Total	\$ (507,020)	\$ (1,365,757)	\$ (1,872,777)

Actuarial Assumptions - SERS

The total OPEB liability is determined by SERS' actuaries in accordance with GASB Statement No. 74, as part of their annual actuarial valuation for each retirement plan. Actuarial valuations of an ongoing plan involve estimates of the value of reported amounts (e.g., salaries, credited service) and assumptions about the probability of occurrence of events far into the future (e.g., mortality, disabilities, retirements, employment terminations). Actuarially determined amounts are subject to continual review and potential modifications, as actual results are compared with past expectations and new estimates are made about the future.

Projections of benefits for financial reporting purposes are based on the substantive plan (the plan as understood by the employers and plan members) and include the types of benefits provided at the time of each valuation and the historical pattern of sharing benefit costs between the employers and plan members to that point. The projection of benefits for financial reporting purposes does not explicitly incorporate the potential effects of legal or contractual funding limitations.

Actuarial calculations reflect a long-term perspective. For a newly hired employee, actuarial calculations will take into account the employee's entire career with the employer and also take into consideration the benefits, if any, paid to the employee after termination of employment until the death of the employee and any applicable contingent annuitant. In many cases, actuarial calculations reflect several decades of service with the employer and the payment of benefits after termination.

Key methods and assumptions used in calculating the total OPEB liability in the latest actuarial valuation date of June 30, 2019 are presented below:

**SHEFFIELD-SHEFFIELD LAKE CITY SCHOOL DISTRICT
LORAIN COUNTY, OHIO**

NOTES TO THE BASIC FINANCIAL STATEMENTS
FOR THE FISCAL YEAR ENDED JUNE 30, 2020

NOTE 13 - DEFINED BENEFIT OPEB PLANS - (Continued)

Wage inflation	3.00%
Future salary increases, including inflation	3.50% to 18.20%
Investment rate of return	7.50% net of investments expense, including inflation
Municipal bond index rate:	
Measurement date	3.13%
Prior measurement date	3.62%
Single equivalent interest rate, net of plan investment expense, including price inflation:	
Measurement date	3.22%
Prior measurement date	3.70%
Medical trend assumption:	
Measurement date	
Medicare	5.25 to 4.75%
Pre-Medicare	7.00 to 4.75%
Prior measurement date	
Medicare	5.375 to 4.75%
Pre-Medicare	7.25 to 4.75%

Mortality rates were based on the RP-2014 Blue Collar Mortality Table with fully generational projection and Scale BB, 120% of male rates and 110% of female rates. RP-2000 Disabled Mortality Table with 90% for male rates and 100% for female rates set back five years.

The most recent experience study was completed for the five year period ended June 30, 2015.

The long-term expected rate of return on plan assets is reviewed as part of the actuarial five-year experience study. The most recent study covers fiscal years 2010 through 2015, and was adopted by the Board on April 21, 2016. Several factors are considered in evaluating the long-term rate of return assumption including long-term historical data, estimates inherent in current market data, and a log-normal distribution analysis in which best-estimate ranges of expected future real rates of return were developed by the investment consultant for each major asset class. These ranges were combined to produce the long-term expected rate of return, 7.50%, by weighting the expected future real rates of return by the target asset allocation percentage and then adding expected inflation. The capital market assumptions developed by the investment consultant are intended for use over a 10-year horizon and may not be useful in setting the long-term rate of return for funding pension plans which covers a longer timeframe. The assumption is intended to be a long-term assumption and is not expected to change absent a significant change in the asset allocation, a change in the inflation assumption, or a fundamental change in the market that alters expected returns in future years.

The target asset allocation and best estimates of arithmetic real rates of return for each major asset class, as used in the June 30, 2015 five-year experience study, are summarized as follows:

**SHEFFIELD-SHEFFIELD LAKE CITY SCHOOL DISTRICT
LORAIN COUNTY, OHIO**

NOTES TO THE BASIC FINANCIAL STATEMENTS
FOR THE FISCAL YEAR ENDED JUNE 30, 2020

NOTE 13 - DEFINED BENEFIT OPEB PLANS - (Continued)

Asset Class	Target Allocation	Long-Term Expected Real Rate of Return
Cash	1.00 %	0.50 %
US Equity	22.50	4.75
International Equity	22.50	7.00
Fixed Income	19.00	1.50
Private Equity	10.00	8.00
Real Assets	15.00	5.00
Multi-Asset Strategies	10.00	3.00
Total	<u>100.00 %</u>	

Discount Rate - The discount rate used to measure the total OPEB liability at June 30, 2019 was 3.22%. The discount rate used to measure total OPEB liability prior to June 30, 2019 was 3.70%. The projection of cash flows used to determine the discount rate assumed that contributions will be made from members and the System at the state statute contribution rate of 2.00% of projected covered employee payroll each year, which includes a 1.50% payroll surcharge and 0.50% of contributions from the basic benefits plan. Based on these assumptions, the OPEB plan's fiduciary net position was projected to become insufficient to make future benefit payments during the fiscal year ending June 30, 2025. Therefore, the long-term expected rate of return on OPEB plan assets was used to present value the projected benefit payments through the fiscal year ending June 30, 2024 and the Fidelity General Obligation 20-year Municipal Bond Index rate of 3.13%, as of June 30, 2019 (i.e. municipal bond rate), was used to present value the projected benefit payments for the remaining years in the projection. A municipal bond rate of 3.62% was used as of June 30, 2018. The total present value of projected benefit payments from all years was then used to determine the single rate of return that was used as the discount rate. The projection of future benefit payments for all current plan members was until the benefit payments ran out.

Sensitivity of the District's Proportionate Share of the Net OPEB Liability to Changes in the Discount Rate and Changes in the Health Care Cost Trend Rates - The net OPEB liability is sensitive to changes in the discount rate and the health care cost trend rate. The following table presents the net OPEB liability of SERS, what SERS' net OPEB liability would be if it were calculated using a discount rate that is 1 percentage point lower (2.22%) and higher (4.22%) than the current discount rate (3.22%). Also shown is what SERS' net OPEB liability would be based on health care cost trend rates that are 1 percentage point lower (6.00% decreasing to 3.75%) and higher (8.00% decreasing to 5.75%) than the current rate.

	1% Decrease	Current Discount Rate	1% Increase
District's proportionate share of the net OPEB liability	\$ 2,603,278	\$ 2,144,716	\$ 1,780,105

	1% Decrease	Current Trend Rate	1% Increase
District's proportionate share of the net OPEB liability	\$ 1,718,352	\$ 2,144,716	\$ 2,710,398

**SHEFFIELD-SHEFFIELD LAKE CITY SCHOOL DISTRICT
LORAIN COUNTY, OHIO**

NOTES TO THE BASIC FINANCIAL STATEMENTS
FOR THE FISCAL YEAR ENDED JUNE 30, 2020

NOTE 13 - DEFINED BENEFIT OPEB PLANS - (Continued)

Actuarial Assumptions - STRS

Key methods and assumptions used in the latest actuarial valuation, reflecting experience study results used in the July 1, 2019, actuarial valuation, compared with July 1, 2018, are presented below:

	July 1, 2019		July 1, 2018	
	Initial	Ultimate	Initial	Ultimate
Inflation	2.50%		2.50%	
Projected salary increases	12.50% at age 20 to 2.50% at age 65		12.50% at age 20 to 2.50% at age 65	
Investment rate of return	7.45%, net of investment expenses, including inflation		7.45%, net of investment expenses, including inflation	
Payroll increases	3.00%		3.00%	
Cost-of-living adjustments (COLA)	0.00%		0.00%	
Discounted rate of return	7.45%		7.45%	
Blended discount rate of return	N/A		N/A	
Health care cost trends				
Medical				
Pre-Medicare	5.87%	4.00%	6.00%	4.00%
Medicare	4.93%	4.00%	5.00%	4.00%
Prescription Drug				
Pre-Medicare	7.73%	4.00%	8.00%	4.00%
Medicare	9.62%	4.00%	-5.23%	4.00%

Projections of benefits include the historical pattern of sharing benefit costs between the employers and retired plan members.

For healthy retirees the mortality rates are based on the RP-2014 Annuitant Mortality Table with 50% of rates through age 69, 70% of rates between ages 70 and 79, 90% of rates between ages 80 and 84, and 100% of rates thereafter, projected forward generationally using mortality improvement scale MP-2016. For disabled retirees, mortality rates are based on the RP-2014 Disabled Mortality Table with 90% of rates for males and 100% of rates for females, projected forward generationally using mortality improvement scale MP-2016.

Actuarial assumptions used in the June 30, 2019 valuation are based on the results of an actuarial experience study for the period July 1, 2011 through June 30, 2016.

Assumption Changes Since the Prior Measurement Date - There were no changes in assumptions since the prior measurement date of June 30, 2018.

Benefit Term Changes Since the Prior Measurement Date - There was no change to the claims costs process. Claim curves were trended to the fiscal year ending June 30, 2020 to reflect the current price renewals. The non-Medicare subsidy percentage was increased effective January 1, 2020 from 1.944% to 1.984% per year of service. The non-Medicare frozen subsidy base premium was increased effective January 1, 2020. The Medicare subsidy percentages were adjusted effective January 1, 2021 to 2.1% for the Medicare plan. The Medicare Part B monthly reimbursement elimination date was postponed to January 1, 2021.

**SHEFFIELD-SHEFFIELD LAKE CITY SCHOOL DISTRICT
LORAIN COUNTY, OHIO**

NOTES TO THE BASIC FINANCIAL STATEMENTS
FOR THE FISCAL YEAR ENDED JUNE 30, 2020

NOTE 13 - DEFINED BENEFIT OPEB PLANS - (Continued)

STRS' investment consultant develops an estimate range for the investment return assumption based on the target allocation adopted by the Retirement Board. The target allocation and long-term expected rate of return for each major asset class are summarized as follows:

Asset Class	Target Allocation*	Long-Term Expected Real Rate of Return **
Domestic Equity	28.00 %	7.35 %
International Equity	23.00	7.55
Alternatives	17.00	7.09
Fixed Income	21.00	3.00
Real Estate	10.00	6.00
Liquidity Reserves	1.00	2.25
Total	<u>100.00 %</u>	

* Target weights will be phased in over a 24-month period concluding on July 1, 2019.

**10-Year geometric nominal returns, which include the real rate of return and inflation of 2.25% and does not include investment expenses. Over a 30-year period, STRS' investment consultant indicates that the above target allocations should generate a return above the actuarial rate of return, without net value added by management.

Discount Rate - The discount rate used to measure the total OPEB asset was 7.45% as of June 30, 2019. The projection of cash flows used to determine the discount rate assumes STRS Ohio continues to allocate no employer contributions to the health care fund. Based on these assumptions, the OPEB plan's fiduciary net position was projected to be available to make all projected future benefit payments to current plan members. Therefore, the long-term expected rate of return on health care plan investments of 7.45% was used to measure the total OPEB asset as of June 30, 2019.

Sensitivity of the District's Proportionate Share of the Net OPEB Asset to Changes in the Discount and Health Care Cost Trend Rate - The following table represents the net OPEB asset as of June 30, 2019, calculated using the current period discount rate assumption of 7.45%, as well as what the net OPEB asset would be if it were calculated using a discount rate that is one percentage point lower (6.45%) or one percentage point higher (8.45%) than the current assumption. Also shown is the net OPEB asset as if it were calculated using health care cost trend rates that are one percentage point lower or one percentage point higher than the current health care cost trend rates.

	1% Decrease	Current Discount Rate	1% Increase
	District's proportionate share of the net OPEB asset	\$ 1,090,542	\$ 1,278,028

	1% Decrease	Current Trend Rate	1% Increase
	District's proportionate share of the net OPEB asset	\$ 1,449,225	\$ 1,278,028

**SHEFFIELD-SHEFFIELD LAKE CITY SCHOOL DISTRICT
LORAIN COUNTY, OHIO**

NOTES TO THE BASIC FINANCIAL STATEMENTS
FOR THE FISCAL YEAR ENDED JUNE 30, 2020

NOTE 14 - BUDGETARY BASIS OF ACCOUNTING

While reporting financial position, results of operations, and changes in fund balance on the basis of accounting principles generally accepted in the United States of America (GAAP), the budgetary basis as provided by law is based upon accounting for certain transactions on a basis of cash receipts and disbursements.

The statement of revenue, expenditures and changes in fund balance - budget and actual (non-GAAP budgetary basis) presented for the general fund is presented on the budgetary basis to provide a meaningful comparison of actual results with the budget. The major differences between the budget basis and the GAAP basis are that:

- (a) Revenues and other financing sources are recorded when received in cash (budget basis) as opposed to when susceptible to accrual (GAAP basis);
- (b) Expenditures and other financing uses are recorded when paid in cash (budget basis) as opposed to when the liability is incurred (GAAP basis);
- (c) In order to determine compliance with Ohio law, and to reserve that portion of the applicable appropriation, total outstanding encumbrances (budget basis) are recorded as the equivalent of an expenditure, as opposed to assigned or committed fund balance for that portion of outstanding encumbrances not already recognized as an account payable (GAAP basis);
- (d) Advances-in and advances-out are operating transactions (budget basis) as opposed to balance sheet transactions (GAAP basis);
- (e) Investments are reported at fair value (GAAP basis) as opposed to cost (budget basis); and,
- (f) Some funds are included in the general fund (GAAP basis), but have separate legally adopted budgets (budget basis).

The adjustments necessary to convert the results of operations for the year on the budget basis to the GAAP basis for the general fund is as follows:

Net Change in Fund Balance

	<u>General fund</u>
Budget basis	\$ (358,657)
Net adjustment for revenue accruals	101,687
Net adjustment for expenditure accruals	(47,505)
Net adjustment for other sources/uses	(152,229)
Funds budgeted elsewhere	(9,503)
Adjustment for encumbrances	129,037
GAAP basis	\$ (337,170)

Certain funds that are legally budgeted in separate special revenue funds are considered part of the general fund on a GAAP basis. This includes the unclaimed monies fund, uniform school supplies fund, public school support fund, and the underground storage tank fund.

**SHEFFIELD-SHEFFIELD LAKE CITY SCHOOL DISTRICT
LORAIN COUNTY, OHIO**

NOTES TO THE BASIC FINANCIAL STATEMENTS
FOR THE FISCAL YEAR ENDED JUNE 30, 2020

NOTE 15 - CONTINGENCIES

A. Grants

The District received financial assistance from federal and State agencies in the form of grants. The expenditure of funds received under these programs generally requires compliance with terms and conditions specified in the grant agreements and are subject to audit by the grantor agencies. Any disallowed claims resulting from such audits could become a liability of the general fund or other applicable funds. However, the effect of any such disallowed claims on the overall financial position of the District at June 30, 2020, if applicable, cannot be determined at this time.

B. Litigation

The District is involved in no material litigation as either plaintiff or defendant.

C. Foundation Funding

District Foundation funding is based on the annualized full-time equivalent (FTE) enrollment of each student. Traditional Districts must comply with minimum hours of instruction, instead of a minimum number of school days each year. The funding formula the Ohio Department of Education (ODE) is legislatively required to follow will continue to adjust as enrollment information is updated by the District, which can extend past the fiscal year-end. As of the date of this report, additional ODE adjustments for fiscal year 2020 are finalized.

NOTE 16 - SET-ASIDES

The District is required by State law to annually set-aside certain general fund revenue amounts, as defined by statutory formula, for the acquisition and construction of capital improvements. Amounts not spent by the end of the fiscal year or offset by similarly restricted resources received during the year must be held in cash at fiscal year-end. This amount must be carried forward to be used for the same purpose in future years. Expenditures exceeding the set-aside requirement may not be carried forward to the next fiscal year.

The following cash basis information describes the change in the fiscal year-end set-aside amount for capital improvements. Disclosure of this information is required by State statute.

	Capital Improvements
Set-aside balance June 30, 2019	\$ -
Current year set-aside requirement	300,853
Current year offsets	<u>(351,245)</u>
Total	<u>\$ (50,392)</u>
Balance carried forward to fiscal year 2021	<u>\$ -</u>
Set-aside balance June 30, 2020	<u>\$ -</u>

**SHEFFIELD-SHEFFIELD LAKE CITY SCHOOL DISTRICT
LORAIN COUNTY, OHIO**

**NOTES TO THE BASIC FINANCIAL STATEMENTS
FOR THE FISCAL YEAR ENDED JUNE 30, 2020**

NOTE 17 - OTHER COMMITMENTS

The District utilizes encumbrance accounting as part of its budgetary controls. Encumbrances outstanding at year end may be reported as part of restricted, committed, or assigned classifications of fund balance. At year end, the District's commitments for encumbrances in the governmental funds were as follows:

<u>Fund</u>	<u>Year-End Encumbrances</u>
General	\$ 62,356
Nonmajor governmental	<u>29,507</u>
Total	<u><u>\$ 91,863</u></u>

NOTE 18 – COVID 19

The United States and the State of Ohio declared a state of emergency in March 2020 due to the COVID-19 pandemic. The financial impact of COVID-19 and the continuing emergency measures may impact subsequent period of the District. The District's investment portfolio and the investments of the pension and other employee benefit plan in which the District participates fluctuate with market conditions, and due to the market volatility, the amount of gains or losses that will be recognized in subsequent period, if any, cannot be determined. In addition, the impact of the District's future operating costs, revenues and any recovery from emergency funding, either federal or state, cannot be estimated.

REQUIRED SUPPLEMENTARY INFORMATION

**SHEFFIELD-SHEFFIELD LAKE CITY SCHOOL DISTRICT
LORAIN COUNTY, OHIO**

SCHEDULES OF REQUIRED SUPPLEMENTARY INFORMATION

SCHEDULE OF THE DISTRICT'S PROPORTIONATE SHARE OF
THE NET PENSION LIABILITY
SCHOOL EMPLOYEES RETIREMENT SYSTEM (SERS) OF OHIO

LAST SEVEN FISCAL YEARS

	<u>2020</u>	<u>2019</u>	<u>2018</u>	<u>2017</u>
District's proportion of the net pension liability	0.08305020%	0.09560420%	0.08412080%	0.08850300%
District's proportionate share of the net pension liability	\$ 4,969,039	\$ 5,475,430	\$ 5,026,032	\$ 6,477,610
District's covered payroll	\$ 2,938,356	\$ 2,793,133	\$ 2,759,357	\$ 3,031,371
District's proportionate share of the net pension liability as a percentage of its covered payroll	169.11%	196.03%	182.15%	213.69%
Plan fiduciary net position as a percentage of the total pension liability	70.85%	71.36%	69.50%	62.98%

Note: Information prior to 2014 was unavailable. Schedule is intended to show information for 10 years. Additional years will be displayed as they become available.

Amounts presented for each fiscal year were determined as of the District's measurement date which is the prior year-end.

SEE ACCOMPANYING NOTES TO THE REQUIRED SUPPLEMENTARY INFORMATION

<u>2016</u>	<u>2015</u>	<u>2014</u>
0.09247100%	0.09268400%	0.09268400%
\$ 5,276,491	\$ 4,690,684	\$ 5,511,620
\$ 2,852,527	\$ 2,550,830	\$ 2,820,173
184.98%	183.89%	195.44%
69.16%	71.70%	65.52%

**SHEFFIELD-SHEFFIELD LAKE CITY SCHOOL DISTRICT
LORAIN COUNTY, OHIO**

SCHEDULES OF REQUIRED SUPPLEMENTARY INFORMATION

SCHEDULE OF THE DISTRICT'S PROPORTIONATE SHARE OF
THE NET PENSION LIABILITY
STATE TEACHERS RETIREMENT SYSTEM (STRS) OF OHIO

LAST SEVEN FISCAL YEARS

	<u>2020</u>	<u>2019</u>	<u>2018</u>	<u>2017</u>
District's proportion of the net pension liability	0.07716441%	0.07567525%	0.07224548%	0.07461510%
District's proportionate share of the net pension liability	\$ 17,064,446	\$ 16,639,288	\$ 17,162,069	\$ 24,975,923
District's covered payroll	\$ 9,288,871	\$ 8,956,229	\$ 8,288,893	\$ 8,131,493
District's proportionate share of the net pension liability as a percentage of its covered payroll	183.71%	185.78%	207.05%	307.15%
Plan fiduciary net position as a percentage of the total pension liability	77.40%	77.31%	75.30%	66.80%

Note: Information prior to 2014 was unavailable. Schedule is intended to show information for 10 years. Additional years will be displayed as they become available.

Amounts presented for each fiscal year were determined as of the District's measurement date which is the prior year-end.

SEE ACCOMPANYING NOTES TO THE REQUIRED SUPPLEMENTARY INFORMATION

<u>2016</u>	<u>2015</u>	<u>2014</u>
0.07939929%	0.08155248%	0.08155248%
\$ 21,943,641	\$ 19,836,385	\$ 23,628,973
\$ 7,834,793	\$ 8,362,858	\$ 8,964,961
280.08%	237.20%	263.57%
72.10%	74.70%	69.30%

**SHEFFIELD-SHEFFIELD LAKE CITY SCHOOL DISTRICT
LORAIN COUNTY, OHIO**

SCHEDULES OF REQUIRED SUPPLEMENTARY INFORMATION

SCHEDULE OF DISTRICT PENSION CONTRIBUTIONS
SCHOOL EMPLOYEES RETIREMENT SYSTEM (SERS) OF OHIO

LAST TEN FISCAL YEARS

	<u>2020</u>	<u>2019</u>	<u>2018</u>	<u>2017</u>
Contractually required contribution	\$ 400,500	\$ 396,678	\$ 377,073	\$ 386,310
Contributions in relation to the contractually required contribution	<u>(400,500)</u>	<u>(396,678)</u>	<u>(377,073)</u>	<u>(386,310)</u>
Contribution deficiency (excess)	<u>\$ -</u>	<u>\$ -</u>	<u>\$ -</u>	<u>\$ -</u>
District's covered payroll	\$ 2,860,714	\$ 2,938,356	\$ 2,793,133	\$ 2,759,357
Contributions as a percentage of covered payroll	14.00%	13.50%	13.50%	14.00%

SEE ACCOMPANYING NOTES TO THE REQUIRED SUPPLEMENTARY INFORMATION

<u>2016</u>	<u>2015</u>	<u>2014</u>	<u>2013</u>	<u>2012</u>	<u>2011</u>
\$ 424,392	\$ 375,963	\$ 353,545	\$ 390,312	\$ 384,806	\$ 373,005
<u>(424,392)</u>	<u>(375,963)</u>	<u>(353,545)</u>	<u>(390,312)</u>	<u>(384,806)</u>	<u>(373,005)</u>
<u>\$ -</u>	<u>\$ -</u>	<u>\$ -</u>	<u>\$ -</u>	<u>\$ -</u>	<u>\$ -</u>
\$ 3,031,371	\$ 2,852,527	\$ 2,550,830	\$ 2,820,173	\$ 2,861,011	\$ 2,967,422
14.00%	13.18%	13.86%	13.84%	13.45%	12.57%

**SHEFFIELD-SHEFFIELD LAKE CITY SCHOOL DISTRICT
LORAIN COUNTY, OHIO**

SCHEDULES OF REQUIRED SUPPLEMENTARY INFORMATION

SCHEDULE OF DISTRICT PENSION CONTRIBUTIONS
STATE TEACHERS RETIREMENT SYSTEM (STRS) OF OHIO

LAST TEN FISCAL YEARS

	<u>2020</u>	<u>2019</u>	<u>2018</u>	<u>2017</u>
Contractually required contribution	\$ 1,315,247	\$ 1,300,442	\$ 1,253,872	\$ 1,160,445
Contributions in relation to the contractually required contribution	<u>(1,315,247)</u>	<u>(1,300,442)</u>	<u>(1,253,872)</u>	<u>(1,160,445)</u>
Contribution deficiency (excess)	<u>\$ -</u>	<u>\$ -</u>	<u>\$ -</u>	<u>\$ -</u>
District's covered payroll	\$ 9,394,621	\$ 9,288,871	\$ 8,956,229	\$ 8,288,893
Contributions as a percentage of covered payroll	14.00%	14.00%	14.00%	14.00%

SEE ACCOMPANYING NOTES TO THE REQUIRED SUPPLEMENTARY INFORMATION

<u>2016</u>	<u>2015</u>	<u>2014</u>	<u>2013</u>	<u>2012</u>	<u>2011</u>
\$ 1,138,409	\$ 1,096,871	\$ 1,087,171	\$ 1,165,445	\$ 1,171,955	\$ 1,129,424
<u>(1,138,409)</u>	<u>(1,096,871)</u>	<u>(1,087,171)</u>	<u>(1,165,445)</u>	<u>(1,171,955)</u>	<u>(1,129,424)</u>
<u>\$ -</u>	<u>\$ -</u>	<u>\$ -</u>	<u>\$ -</u>	<u>\$ -</u>	<u>\$ -</u>
\$ 8,131,493	\$ 7,834,793	\$ 8,362,854	\$ 8,964,962	\$ 9,015,038	\$ 8,687,877
14.00%	14.00%	13.00%	13.00%	13.00%	13.00%

**SHEFFIELD-SHEFFIELD LAKE CITY SCHOOL DISTRICT
LORAIN COUNTY, OHIO**

SCHEDULES OF REQUIRED SUPPLEMENTARY INFORMATION

SCHEDULE OF THE DISTRICT'S PROPORTIONATE SHARE OF
THE NET OPEB LIABILITY
SCHOOL EMPLOYEES RETIREMENT SYSTEM (SERS) OF OHIO

LAST FOUR FISCAL YEARS

	<u>2020</u>	<u>2019</u>	<u>2018</u>	<u>2017</u>
District's proportion of the net OPEB liability	0.08528410%	0.09628010%	0.08547150%	0.08959573%
District's proportionate share of the net OPEB liability	\$ 2,144,716	\$ 2,671,070	\$ 2,293,830	\$ 2,553,810
District's covered payroll	\$ 2,938,356	\$ 2,793,133	\$ 2,759,357	\$ 3,031,371
District's proportionate share of the net OPEB liability as a percentage of its covered payroll	72.99%	95.63%	83.13%	84.25%
Plan fiduciary net position as a percentage of the total OPEB liability	15.57%	13.57%	12.46%	11.49%

Note: Information prior to 2017 was unavailable. Schedule is intended to show information for 10 years. Additional years will be displayed as they become available.

Amounts presented for each fiscal year were determined as of the District's measurement date which is the prior year-end.

SEE ACCOMPANYING NOTES TO THE REQUIRED SUPPLEMENTARY INFORMATION

**SHEFFIELD-SHEFFIELD LAKE CITY SCHOOL DISTRICT
LORAIN COUNTY, OHIO**

SCHEDULES OF REQUIRED SUPPLEMENTARY INFORMATION

SCHEDULE OF THE DISTRICT'S PROPORTIONATE SHARE OF
THE NET OPEB LIABILITY/ASSET
STATE TEACHERS RETIREMENT SYSTEM (STRS) OF OHIO

LAST FOUR FISCAL YEARS

	<u>2020</u>	<u>2019</u>	<u>2018</u>	<u>2017</u>
District's proportion of the net OPEB liability/asset	0.07716441%	0.07567525%	0.07224548%	0.07461510%
District's proportionate share of the net OPEB liability/(asset)	\$ (1,278,028)	\$ (1,216,024)	\$ 2,818,752	\$ 3,990,435
District's covered payroll	\$ 9,288,871	\$ 8,956,229	\$ 8,288,893	\$ 8,131,493
District's proportionate share of the net OPEB liability/asset as a percentage of its covered payroll	(13.76%)	(13.58%)	34.01%	49.07%
Plan fiduciary net position as a percentage of the total OPEB liability/asset	174.70%	176.00%	47.10%	37.30%

Note: Information prior to 2017 was unavailable. Schedule is intended to show information for 10 years. Additional years will be displayed as they become available.

Amounts presented for each fiscal year were determined as of the District's measurement date which is the prior year-end.

SEE ACCOMPANYING NOTES TO THE REQUIRED SUPPLEMENTARY INFORMATION

**SHEFFIELD-SHEFFIELD LAKE CITY SCHOOL DISTRICT
LORAIN COUNTY, OHIO**

SCHEDULES OF REQUIRED SUPPLEMENTARY INFORMATION

SCHEDULE OF DISTRICT OPEB CONTRIBUTIONS
SCHOOL EMPLOYEES RETIREMENT SYSTEM (SERS) OF OHIO

LAST TEN FISCAL YEARS

	<u>2020</u>	<u>2019</u>	<u>2018</u>	<u>2017</u>
Contractually required contribution	\$ 54,872	\$ 67,562	\$ 62,626	\$ 47,085
Contributions in relation to the contractually required contribution	<u>(54,872)</u>	<u>(67,562)</u>	<u>(62,626)</u>	<u>(47,085)</u>
Contribution deficiency (excess)	<u>\$ -</u>	<u>\$ -</u>	<u>\$ -</u>	<u>\$ -</u>
District's covered payroll	\$ 2,860,714	\$ 2,938,356	\$ 2,793,133	\$ 2,759,357
Contributions as a percentage of covered payroll	1.92%	2.30%	2.24%	1.71%

SEE ACCOMPANYING NOTES TO THE REQUIRED SUPPLEMENTARY INFORMATION

<u>2016</u>	<u>2015</u>	<u>2014</u>	<u>2013</u>	<u>2012</u>	<u>2011</u>
\$ 44,939	\$ 22,021	\$ 22,727	\$ 25,092	\$ 35,732	\$ 58,152
<u>(44,939)</u>	<u>(22,021)</u>	<u>(22,727)</u>	<u>(25,092)</u>	<u>(35,732)</u>	<u>(58,152)</u>
<u>\$ -</u>	<u>\$ -</u>	<u>\$ -</u>	<u>\$ -</u>	<u>\$ -</u>	<u>\$ -</u>
\$ 3,031,371	\$ 2,852,527	\$ 2,550,830	\$ 2,820,173	\$ 2,861,011	\$ 2,967,422
1.48%	0.77%	0.89%	0.89%	1.25%	1.96%

**SHEFFIELD-SHEFFIELD LAKE CITY SCHOOL DISTRICT
LORAIN COUNTY, OHIO**

SCHEDULES OF REQUIRED SUPPLEMENTARY INFORMATION

SCHEDULE OF DISTRICT OPEB CONTRIBUTIONS
STATE TEACHERS RETIREMENT SYSTEM (STRS) OF OHIO

LAST TEN FISCAL YEARS

	<u>2020</u>	<u>2019</u>	<u>2018</u>	<u>2017</u>
Contractually required contribution	\$ -	\$ -	\$ -	\$ -
Contributions in relation to the contractually required contribution	<u>-</u>	<u>-</u>	<u>-</u>	<u>-</u>
Contribution deficiency (excess)	<u>\$ -</u>	<u>\$ -</u>	<u>\$ -</u>	<u>\$ -</u>
District's covered payroll	\$ 9,394,621	\$ 9,288,871	\$ 8,956,229	\$ 8,288,893
Contributions as a percentage of covered payroll	0.00%	0.00%	0.00%	0.00%

SEE ACCOMPANYING NOTES TO THE REQUIRED SUPPLEMENTARY INFORMATION

<u>2016</u>	<u>2015</u>	<u>2014</u>	<u>2013</u>	<u>2012</u>	<u>2011</u>
\$ -	\$ -	\$ 83,629	\$ 89,650	\$ 90,150	\$ 86,879
-	-	(83,629)	(89,650)	(90,150)	(86,879)
<u>\$ -</u>	<u>\$ -</u>	<u>\$ -</u>	<u>\$ -</u>	<u>\$ -</u>	<u>\$ -</u>
\$ 8,131,493	\$ 7,834,793	\$ 8,362,854	\$ 8,964,962	\$ 9,015,038	\$ 8,687,877
0.00%	0.00%	1.00%	1.00%	1.00%	1.00%

**SHEFFIELD-SHEFFIELD LAKE CITY SCHOOL DISTRICT
LORAIN COUNTY, OHIO**

NOTES TO THE REQUIRED SUPPLEMENTARY INFORMATION
FOR THE FISCAL YEAR ENDED JUNE 30, 2020

PENSION

SCHOOL EMPLOYEES RETIREMENT SYSTEM (SERS) OF OHIO

Changes in benefit terms: There were no changes in benefit terms from the amounts reported for fiscal years 2014-2017. For fiscal year 2018, SERS changed from a fixed 3% annual increase to a Cost of Living Adjustment (COLA) based on the changes in the Consumer Price Index (CPI-W), with a cap of 2.5% and a floor of 0%. There were no changes in benefit terms from the amounts previously reported for fiscal years 2019-2020.

Changes in assumptions: There were no changes in methods and assumptions used in the calculation of actuarial determined contributions for fiscal years 2014-2016. For fiscal year 2017, the following changes of assumptions affected the total pension liability since the prior measurement date: (a) the assumed rate of inflation was reduced from 3.25% to 3.00%, (b) payroll growth assumption was reduced from 4.00% to 3.50%, (c) assumed real wage growth was reduced from 0.75% to 0.50%, (d) Rates of withdrawal, retirement and disability were updated to reflect recent experience, (e) mortality among active members was updated to RP-2014 Blue Collar Mortality Table with fully generational projection and a five year age set-back for both males and females, (f) mortality among service retired members, and beneficiaries was updated to the following RP-2014 Blue Collar Mortality Table with fully generational projection with Scale BB, 120% of male rates, and 110% of female rates, (g) mortality among disabled members was updated to RP-2000 Disabled Mortality Table, 90% for male rates and 100% for female rates, set back five years is used for the period after disability retirement and (h) the discount rate was reduced from 7.75% to 7.50%. There were no changes in methods and assumptions used in the calculation of actuarial determined contributions for fiscal years 2018-2020.

STATE TEACHERS RETIREMENT SYSTEM (STRS) OF OHIO

Changes in benefit terms: There were no changes in benefit terms from the amounts reported for fiscal years 2014-2017. For fiscal year 2018, STRS decreased the Cost of Living Adjustment (COLA) to zero. There were no changes in benefit terms from amounts previously reported for fiscal years 2019-2020.

Changes in assumptions: There were no changes in methods and assumptions used in the calculation of actuarial determined contributions for fiscal years 2014-2017. For fiscal year 2018, the following changes of assumption affected the total pension liability since the prior measurement date: (a) the long term expected rate of return was reduced from 7.75% to 7.45%, (b) the inflation assumption was lowered from 2.75% to 2.50%, (c) the payroll growth assumption was lowered to 3.00%, (d) total salary increases rate was lowered by decreasing the merit component of the individual salary increases, in addition to a decrease of 0.25% due to lower inflation (e) the healthy and disabled mortality assumptions were updated to the RP-2014 mortality tables with generational improvement scale MP-2016 and (f) rates of retirement, termination and disability were modified to better reflect anticipated future experience. There were no changes in methods and assumptions used in the calculation of actuarial determined contributions for fiscal year 2020.

(Continued)

**SHEFFIELD-SHEFFIELD LAKE CITY SCHOOL DISTRICT
LORAIN COUNTY, OHIO**

NOTES TO THE REQUIRED SUPPLEMENTARY INFORMATION (CONTINUED)
FOR THE FISCAL YEAR ENDED JUNE 30, 2020

OTHER POSTEMPLOYMENT BENEFITS (OPEB)

SCHOOL EMPLOYEES RETIREMENT SYSTEM (SERS) OF OHIO

Changes in benefit terms: There were no changes in benefit terms from the amounts previously reported for fiscal years 2017-2020.

Changes in assumptions: There were no changes in methods and assumptions used in the calculation of actuarial determined contributions for fiscal year 2017. For fiscal year 2018, the following changes of assumptions affected the total OPEB liability since the prior measurement date: (a) assumed rate of inflation was reduced from 3.25% to 3.00%, (b) payroll growth assumption was reduced from 4.00% to 3.50%, (c) assumed real wage growth was reduced from 0.75% to 0.50%, (d) rates of withdrawal, retirement, and disability were updated to reflect recent experience, (e) mortality among active members was updated to the following: RP-2014 Blue Collar Mortality Table with fully generational projection and a five-year age set-back for both males and females, (f) mortality among service retired members, and beneficiaries was updated to the following: RP-2014 Blue Collar Mortality Table with fully generational projection with Scale BB, 120% of male rates, and 110% of female rates, (g) mortality among disabled members was updated to the following: RP-2000 Disabled Mortality Table, 90% for male rates and 100% for female rates, set back five years is used for the period after disability retirement, (h) the municipal bond index rate increased from 2.92% to 3.56% and (i) the single equivalent interest rate, net of plan investment expense, including price inflation increased from 2.98% to 3.63%. For fiscal year 2019, the following changes of assumptions affected the total OPEB liability since the prior measurement date: (a) the discount rate increased from 3.63% to 3.70%, (b) the health care cost trend rates for Medicare were changed from a range of 5.50%-5.00% to a range of 5.375%-4.75% and Pre-Medicare were changed from a range of 7.50%-5.00% to a range of 7.25%-4.75%, (c) the municipal bond index rate increased from 3.56% to 3.62% and (d) the single equivalent interest rate, net of plan investment expense, including price inflation increased from 3.63% to 3.70%. For fiscal year 2020, the following changes of assumptions affected the total OPEB liability since the prior measurement date: (a) the discount rate decreased from 3.70% to 3.22%, (b) the health care cost trend rates for Medicare were changed from a range of 5.375%-4.75% to a range of 5.25%-4.75% and Pre-Medicare were changed from a range of 7.25%-4.75% to a range of 7.00%-4.75%, (c) the municipal bond index rate decreased from 3.62% to 3.13% and (d) the single equivalent interest rate, net of plan investment expense, including price inflation decreased from 3.70% to 3.22%.

STATE TEACHERS RETIREMENT SYSTEM (STRS) OF OHIO

Changes in benefit terms: There were no changes in benefit terms from the amounts previously reported for fiscal year 2017. For fiscal year 2018, STRS reduced the subsidy multiplier for non-Medicare benefit recipients from 2.1% to 1.9% per year of service. Medicare Part B premium reimbursements were discontinued for certain survivors and beneficiaries and all remaining Medicare Part B premium reimbursements will be discontinued beginning January 2019. For fiscal year 2019, STRS increased the subsidy multiplier for non-Medicare benefit recipients from 1.9% to 1.944% per year of service effective January 1, 2019. The non-Medicare frozen subsidy base premium was increased January 1, 2019 and all remaining Medicare Part B premium reimbursements will be discontinued beginning January 1, 2020. For fiscal year 2020, STRS increase the subsidy percentage from 1.944% to 1.984% effective January 1, 2020. The Medicare subsidy percentages were adjusted effective January 1, 2021 to 2.1% for the Medicare plan. The Medicare Part B monthly reimbursement elimination date was postponed to January 1, 2021.

Changes in assumptions: There were no changes in methods and assumptions used in the calculation of actuarial determined contributions for fiscal year 2017. For fiscal year 2018, the following changes of assumption affected the total OPEB liability since the prior measurement date: (a) the discount rate was increased from 3.26% to 4.13% based on the methodology defined under GASB Statement No. 74, Financial Reporting for Postemployment Benefit Plans Other Than Pension Plans (OPEB), (b) the long term expected rate of return was reduced from 7.75% to 7.45%, (c) valuation year per capita health care costs were updated, and the salary scale was modified, (d) the percentage of future retirees electing each option was updated based on current data and the percentage of future disabled retirees and terminated vested participants electing health coverage were decreased and (e) the assumed mortality, disability, retirement, withdrawal and future health care cost trend rates were modified along with the portion of rebated prescription drug costs. For fiscal year 2019, the following changes of assumptions affected the total OPEB liability/asset since the prior measurement date: (a) the discount rate was increased from the blended rate of 4.13% to the long-term expected rate of return of 7.45% based on the methodology defined under GASB Statement No. 74, Financial Reporting for Postemployment Benefit Plans Other Than Pension Plans (OPEB) and (b) decrease in health care cost trend rates from 6.00%-11.00% initial; 4.50% ultimate down to Medical Pre-Medicare 6.00% and Medicare 5.00% initial; 4.00% ultimate and Prescription Drug Pre-Medicare 8.00% and Medicare (5.23%) initial; 4.00% ultimate. For fiscal year 2020, health care cost trend rates were changed to the following: medical pre-Medicare from 6.00% initial - 4.00% ultimate down to 5.87% initial - 4.00% ultimate; medical Medicare from 5.00% initial - 4.00% ultimate down to 4.93% initial - 4.00% ultimate; prescription drug pre-Medicare from 8.00% initial - 4.00% ultimate down to 7.73% initial - 4.00% ultimate and (5.23%) initial - 4.00% ultimate up to 9.62% initial - 4.00% ultimate.

This page intentionally left blank.

**SHEFFIELD-SHEFFIELD LAKE CITY SCHOOL DISTRICT
LORAIN COUNTY**

**SCHEDULE OF EXPENDITURES OF FEDERAL AWARDS
FOR THE YEAR ENDED JUNE 30, 2020**

FEDERAL GRANTOR <i>Pass Through Grantor</i> Program / Cluster Title	Federal CFDA Number	Pass Through Entity Identifying Number	Total Federal Expenditures
U.S. DEPARTMENT OF AGRICULTURE <i>Passed Through Ohio Department of Education</i>			
Child Nutrition Cluster:			
COVID-19 School Breakfast Program	10.553	N/A	\$20,372
School Breakfast Program	10.553	N/A	53,026
COVID-19 National School Lunch Program	10.555	N/A	43,269
National School Lunch Program	10.555	N/A	195,957
National School Lunch Program - Non-Cash	10.555	N/A	42,735
Total Child Nutrition Cluster			<u>355,359</u>
Total U.S. Department of Agriculture			<u>355,359</u>
U.S. DEPARTMENT OF EDUCATION <i>Passed Through Ohio Department of Education</i>			
Title I Grants to Local Education Agencies - 2019	84.010	N/A	1,778
Title I Grants to Local Education Agencies - 2020	84.010	N/A	218,262
Total Title I Grants to Local Educational Agencies			<u>220,040</u>
Special Education Cluster (IDEA):			
Special Education - Grants to States (IDEA, Part B) - 2019	84.027	N/A	20,743
Special Education - Grants to States (IDEA, Part B) - 2020	84.027	N/A	321,667
Total Special Education - Grants to States (IDEA, Part B)			<u>342,410</u>
Special Education - Preschool Grants (IDEA Preschool) - 2020	84.173	N/A	5,433
Special Education - Subpart Awards Grants (6B IDEA Restoration) - 2020	84.027A	N/A	6,959
Special Education - Preschool Subpart Awards Grants (Preschool Restoration) - 2020	84.173A	N/A	1,201
Total Special Education Cluster (IDEA)			<u>356,003</u>
Title II, Part A, Supporting Effective Instruction State Grants - 2020	84.367	N/A	57,619
Student Support and Academic Enrichment Program - 2019	84.424	N/A	734
Student Support and Academic Enrichment Program - 2020	84.424	N/A	4,544
Total Student Support & Academic Enrichment			<u>5,278</u>
Passed through Educational Service Center of Lorain County			
English Language Acquisition State Grants - 2020	84.365	N/A	40
Total U.S. Department of Education			<u>638,980</u>
Total Expenditures of Federal Awards			<u>\$994,339</u>

The accompanying notes are an integral part of this schedule.

**SHEFFIELD-SHEFFIELD LAKE CITY SCHOOL DISTRICT
LORAIN COUNTY**

**NOTES TO THE SCHEDULE OF EXPENDITURES OF FEDERAL AWARDS
2 CFR 200.510(b)(6)
FOR THE YEAR ENDED JUNE 30, 2020**

NOTE A – BASIS OF PRESENTATION

The accompanying Schedule of Expenditures of Federal Awards (the Schedule) includes the federal award activity of Sheffield-Sheffield Lake City School District (the District) under programs of the federal government for the year ended June 30, 2020. The information on this Schedule is prepared in accordance with the requirements of Title 2 U.S. Code of Federal Regulations Part 200, *Uniform Administrative Requirements, Cost Principles, and Audit Requirements for Federal Awards* (Uniform Guidance). Because the Schedule presents only a selected portion of the operations of the District, it is not intended to and does not present the financial position or changes in net position of the District.

NOTE B – SUMMARY OF SIGNIFICANT ACCOUNTING POLICIES

Expenditures reported on the Schedule are reported on the cash basis of accounting. Such expenditures are recognized following the cost principles contained in Uniform Guidance wherein certain types of expenditures may or may not be allowable or may be limited as to reimbursement.

NOTE C – INDIRECT COST RATE

The District has elected not to use the 10-percent de minimis indirect cost rate as allowed under the Uniform Guidance.

NOTE D - CHILD NUTRITION CLUSTER

The District commingles cash receipts from the U.S. Department of Agriculture with similar State grants. When reporting expenditures on this Schedule, the District assumes it expends federal monies first.

NOTE E – FOOD DONATION PROGRAM

The District reports commodities consumed on the Schedule at the fair value. The District allocated donated food commodities to the respective program that benefitted from the use of those donated food commodities.

**SHEFFIELD-SHEFFIELD LAKE CITY SCHOOL DISTRICT
LORAIN COUNTY**

**NOTES TO THE SCHEDULE OF EXPENDITURES OF FEDERAL AWARDS
2 CFR 200.510(b)(6)
FOR THE YEAR ENDED JUNE 30, 2020
(Continued)**

NOTE F - TRANSFERS BETWEEN PROGRAM YEARS

Federal regulations require schools to obligate certain federal awards by June 30. However, with ODE's consent, schools can transfer unobligated amounts to the subsequent fiscal year's program. The District transferred the following amounts from 2020 to 2021 programs:

<u>Program Title</u>	<u>CFDA Number</u>	<u>Amount Transferred</u>
Title I Grants to Local Education Agencies	84.010	\$63,182
Special Education - Grants to States (IDEA, Part B)	84.027	36,524
Special Education - Preschool Grants (IDEA Preschool)	84.173	4,031
Special Education - Subpart Awards Grants (6B IDEA Restoration)	84.027A	1,308
Student Support and Academic Enrichment Program	84.424	17,330

This page intentionally left blank.

OHIO AUDITOR OF STATE KEITH FABER



Lausche Building, 12th Floor
615 Superior Avenue, NW
Cleveland, Ohio 44113-1801
(216) 787-3665 or (800) 626-2297
NortheastRegion@ohioauditor.gov

INDEPENDENT AUDITOR'S REPORT ON INTERNAL CONTROL OVER FINANCIAL REPORTING AND ON COMPLIANCE AND OTHER MATTERS REQUIRED BY GOVERNMENT AUDITING STANDARDS

Sheffield-Sheffield Lake City School District
Lorain County
1824 Harris Road
Sheffield, Ohio 44054

To the Board of Education:

We have audited, in accordance with auditing standards generally accepted in the United States and the Comptroller General of the United States' *Government Auditing Standards*, the financial statements of the governmental activities, each major fund, and the aggregate remaining fund information of the Sheffield-Sheffield Lake City School District, Lorain County, (the District) as of and for the year ended June 30, 2020, and the related notes to the financial statements, which collectively comprise the District's basic financial statements and have issued our report thereon dated May 12, 2021, wherein we noted the financial impact of COVID-19 and the continuing emergency measures which may impact subsequent periods of the District.

Internal Control Over Financial Reporting

As part of our financial statement audit, we considered the District's internal control over financial reporting (internal control) as a basis for designing audit procedures appropriate in the circumstances to the extent necessary to support our opinions on the financial statements, but not to the extent necessary to opine on the effectiveness of the District's internal control. Accordingly, we have not opined on it.

A *deficiency in internal control* exists when the design or operation of a control does not allow management or employees, when performing their assigned functions, to prevent, or detect and timely correct misstatements. A *material weakness* is a deficiency, or combination of internal control deficiencies resulting in a reasonable possibility that internal control will not prevent or detect and timely correct a material misstatement of the District's financial statements. A *significant deficiency* is a deficiency, or a combination of deficiencies, in internal control that is less severe than a material weakness, yet important enough to merit attention by those charged with governance.

Our consideration of internal control was for the limited purpose described in the first paragraph of this section and was not designed to identify all internal control deficiencies that might be material weaknesses or significant deficiencies. Given these limitations, we did not identify any deficiencies in internal control that we consider material weaknesses. However, unidentified material weaknesses may exist.

Compliance and Other Matters

As part of reasonably assuring whether the District's financial statements are free of material misstatement, we tested its compliance with certain provisions of laws, regulations, contracts, and grant agreements, noncompliance with which could directly and materially affect the financial statements. However, opining on compliance with those provisions was not an objective of our audit and accordingly, we do not express an opinion. The results of our tests disclosed no instances of noncompliance or other matters we must report under *Government Auditing Standards*.

Purpose of this Report

This report only describes the scope of our internal control and compliance testing and our testing results, and does not opine on the effectiveness of the District's internal control or on compliance. This report is an integral part of an audit performed under *Government Auditing Standards* in considering the District's internal control and compliance. Accordingly, this report is not suitable for any other purpose.



Keith Faber
Auditor of State
Columbus, Ohio

May 12, 2021

OHIO AUDITOR OF STATE KEITH FABER



Lausche Building, 12th Floor
615 Superior Avenue, NW
Cleveland, Ohio 44113-1801
(216) 787-3665 or (800) 626-2297
NortheastRegion@ohioauditor.gov

INDEPENDENT AUDITOR'S REPORT ON COMPLIANCE WITH REQUIREMENTS APPLICABLE TO THE MAJOR FEDERAL PROGRAM AND ON INTERNAL CONTROL OVER COMPLIANCE REQUIRED BY THE UNIFORM GUIDANCE

Sheffield-Sheffield Lake City School District
Lorain County
824 Harris Road
Sheffield, Ohio 44054

To the Board of Education:

Report on Compliance for the Major Federal Program

We have audited Sheffield-Sheffield Lake City School District's (the District) compliance with the applicable requirements described in the U.S. Office of Management and Budget (OMB) *Compliance Supplement* that could directly and materially affect Sheffield-Sheffield Lake City School District's major federal program for the year ended June 30, 2020. The *Summary of Auditor's Results* in the accompanying schedule of findings identifies the District's major federal program.

Management's Responsibility

The District's Management is responsible for complying with federal statutes, regulations, and the terms and conditions of its federal awards applicable to its federal programs.

Auditor's Responsibility

Our responsibility is to opine on the District's compliance for the District's major federal program based on our audit of the applicable compliance requirements referred to above. Our compliance audit followed auditing standards generally accepted in the United States of America; the standards for financial audits included in the Comptroller General of the United States' *Government Auditing Standards*; and the audit requirements of Title 2 U.S. *Code of Federal Regulations* Part 200, *Uniform Administrative Requirements, Cost Principles, and Audit Requirements for Federal Awards* (Uniform Guidance). These standards and the Uniform Guidance require us to plan and perform the audit to reasonably assure whether noncompliance with the applicable compliance requirements referred to above that could directly and materially affect a major federal program occurred. An audit includes examining, on a test basis, evidence about the District's compliance with those requirements and performing such other procedures as we considered necessary in the circumstances.

We believe our audit provides a reasonable basis for our compliance opinion on the District's major program. However, our audit does not provide a legal determination of the District's compliance.

Opinion on the Major Federal Program

In our opinion, Sheffield-Sheffield Lake City School District complied, in all material respects with the compliance requirements referred to above that could directly and materially affect its major federal program for the year ended June 30, 2020.

Report on Internal Control Over Compliance

The District's management is responsible for establishing and maintaining effective internal control over compliance with the applicable compliance requirements referred to above. In planning and performing our compliance audit, we considered the District's internal control over compliance with the applicable requirements that could directly and materially affect a major federal program, to determine our auditing procedures appropriate for opining on each major federal program's compliance and to test and report on internal control over compliance in accordance with the Uniform Guidance, but not to the extent needed to opine on the effectiveness of internal control over compliance. Accordingly, we have not opined on the effectiveness of the District's internal control over compliance.

A deficiency in internal control over compliance exists when the design or operation of a control over compliance does not allow management or employees, when performing their assigned functions, to prevent, or to timely detect and correct, noncompliance with a federal program's applicable compliance requirement. A *material weakness in internal control over compliance* is a deficiency, or combination of deficiencies, in internal control over compliance, such that there is a reasonable possibility that material noncompliance with a federal program compliance requirement will not be prevented, or timely detected and corrected. A *significant deficiency in internal control over compliance* is a deficiency, or a combination of deficiencies, in internal control over compliance with federal program's applicable compliance requirement that is less severe than a material weakness in internal control over compliance, yet important enough to merit attention by those charged with governance.

Our consideration of internal control over compliance was for the limited purpose described in the first paragraph of this section and would not necessarily identify all deficiencies in internal control over compliance that might be material weaknesses or significant deficiencies. We did not identify any deficiencies in internal control over compliance that we consider to be material weaknesses. However, material weaknesses may exist that have not been identified.

This report only describes the scope of our internal control over compliance tests and the results of this testing based on Uniform Guidance requirements. Accordingly, this report is not suitable for any other purpose.



Keith Faber
Auditor of State
Columbus, Ohio

May 12, 2021

**SHEFFIELD-SHEFFIELD LAKE CITY SCHOOL DISTRICT
LORAIN COUNTY**

**SCHEDULE OF FINDINGS
2 CFR § 200.515
JUNE 30, 2020**

1. SUMMARY OF AUDITOR'S RESULTS

(d)(1)(i)	Type of Financial Statement Opinion	Unmodified
(d)(1)(ii)	Were there any material weaknesses in internal control reported at the financial statement level (GAGAS)?	No
(d)(1)(ii)	Were there any significant deficiencies in internal control reported at the financial statement level (GAGAS)?	No
(d)(1)(iii)	Was there any reported material noncompliance at the financial statement level (GAGAS)?	No
(d)(1)(iv)	Were there any material weaknesses in internal control reported for major federal programs?	No
(d)(1)(iv)	Were there any significant deficiencies in internal control reported for major federal programs?	No
(d)(1)(v)	Type of Major Programs' Compliance Opinion	Unmodified
(d)(1)(vi)	Are there any reportable findings under 2 CFR § 200.516(a)?	No
(d)(1)(vii)	Major Programs (list):	Special Education Cluster: Special Education – Grants to States, (IDEA, Part B) CFDA #84.027 Special Education – Subpart Awards Grants (6B IDEA Restoration) Restoration, CFDA #84.027A Special Education – Preschool Grants, (IDEA Preschool) CFDA #84.173 Special Education – Preschool Subpart Awards Grants (Preschool Restoration) CFDA #84.173A
(d)(1)(viii)	Dollar Threshold: Type A/B Programs	Type A: > \$ 750,000 Type B: all others
(d)(1)(ix)	Low Risk Auditee under 2 CFR § 200.520?	Yes

**SHEFFIELD-SHEFFIELD LAKE CITY SCHOOL DISTRICT
LORAIN COUNTY**

**SCHEDULE OF FINDINGS
2 CFR § 200.515
JUNE 30, 2020
(CONTINUED)**

**2. FINDINGS RELATED TO THE FINANCIAL STATEMENTS
REQUIRED TO BE REPORTED IN ACCORDANCE WITH GAGAS**

None.

3. FINDINGS FOR FEDERAL AWARDS

None.

OHIO AUDITOR OF STATE KEITH FABER



SHEFFIELD-SHEFFIELD LAKE CITY SCHOOL DISTRICT

LORAIN COUNTY

AUDITOR OF STATE OF OHIO CERTIFICATION

This is a true and correct copy of the report, which is required to be filed pursuant to Section 117.26, Revised Code, and which is filed in the Office of the Ohio Auditor of State in Columbus, Ohio.



Certified for Release 5/25/2021

88 East Broad Street, Columbus, Ohio 43215
Phone: 614-466-4514 or 800-282-0370

This report is a matter of public record and is available online at
www.ohioauditor.gov