



OHIO AUDITOR OF STATE  
**KEITH FABER**





**WEST CARROLLTON CITY SCHOOL DISTRICT  
MONTGOMERY COUNTY  
JUNE 30, 2020**

**TABLE OF CONTENTS**

<b>TITLE</b>	<b>PAGE</b>
Independent Auditor's Report .....	1
Prepared by Management:	
Management's Discussion and Analysis .....	5
Basic Financial Statements:	
Government-wide Financial Statements:	
Statement of Net Position .....	19
Statement of Activities .....	20
Fund Financial Statements:	
Balance Sheet – Governmental Funds .....	21
Reconciliation of Total Governmental Fund Balances to Net Position of Governmental Activities .....	22
Statement of Revenues, Expenditures and Changes in Fund Balances Governmental Funds .....	23
Reconciliation of the Statement of Revenues, Expenditures and Changes in Fund Balances of Governmental Funds to the Statement of Activities .....	24
Statement of Revenues, Expenditures and Changes in Fund Balance - Budget and Actual (Non-GAAP Budgetary Basis) General Fund.....	25
Statement of Changes in Fiduciary Net Position Fiduciary Funds .....	26
Notes to the Basic Financial Statements .....	27
Required Supplementary Information:	
Schedule of the District's Proportionate Share of the Net Pension Liability - School Employees Retirement System (SERS) of Ohio .....	72
Schedule of the District's Proportionate Share of the Net Pension Liability - State Teachers Retirement System (STRS) of Ohio.....	74
Schedule of District Pension Contributions - School Employees Retirement System (SERS) of Ohio .	76
Schedule of District Pension Contributions - State Teachers Retirement System (STRS) of Ohio .....	78

**WEST CARROLLTON CITY SCHOOL DISTRICT  
MONTGOMERY COUNTY  
JUNE 30, 2020**

**TABLE OF CONTENTS  
(Continued)**

<b>TITLE</b>	<b>PAGE</b>
Schedule of the District's Proportionate Share of the Net OPEB Liability - School Employees Retirement System (SERS) of Ohio .....	80
Schedule of the District's Proportionate Share of the Net OPEB Liability/Asset - State Teachers Retirement System (STRS) of Ohio.....	81
Schedule of District OPEB Contributions - School Employees Retirement System (SERS) of Ohio.....	82
Schedule of District OPEB Contributions - State Teachers Retirement System (STRS) of Ohio .....	84
Notes to the Required Supplementary Information .....	87
Schedule of Expenditures of Federal Awards.....	89
Notes to the Schedule of Expenditures of Federal Awards .....	91
Independent Auditor's Report on Internal Control Over Financial Reporting and on Compliance and Other Matters Required by <i>Government Auditing Standards</i> .....	93
Independent Auditor's Report on Compliance with Requirements Applicable to the Major Federal Program and on Internal Control Over Compliance Required by the Uniform Guidance .....	95
Schedule of Findings.....	97

# OHIO AUDITOR OF STATE KEITH FABER



One First National Plaza  
130 West Second Street, Suite 2040  
Dayton, Ohio 45402-1502  
(937) 285-6677 or (800) 443-9274  
WestRegion@ohioauditor.gov

## INDEPENDENT AUDITOR'S REPORT

West Carrollton City School District  
Montgomery County  
430 East Pease Avenue  
West Carrollton, Ohio 45449

To the Board of Education:

### ***Report on the Financial Statements***

We have audited the accompanying financial statements of the governmental activities, each major fund, and the aggregate remaining fund information of West Carrollton City School District, Montgomery County, Ohio (the District), as of and for the fiscal year ended June 30, 2020, and the related notes to the financial statements, which collectively comprise the District's basic financial statements as listed in the table of contents.

### ***Management's Responsibility for the Financial Statements***

Management is responsible for preparing and fairly presenting these financial statements in accordance with accounting principles generally accepted in the United States of America; this includes designing, implementing, and maintaining internal control relevant to preparing and fairly presenting financial statements that are free from material misstatement, whether due to fraud or error.

### ***Auditor's Responsibility***

Our responsibility is to opine on these financial statements based on our audit. We audited in accordance with auditing standards generally accepted in the United States of America and the financial audit standards in the Comptroller General of the United States' *Government Auditing Standards*. Those standards require us to plan and perform the audit to reasonably assure the financial statements are free from material misstatement.

An audit requires obtaining evidence about financial statement amounts and disclosures. The procedures selected depend on our judgment, including assessing the risks of material financial statement misstatement, whether due to fraud or error. In assessing those risks, we consider internal control relevant to the District's preparation and fair presentation of the financial statements in order to design audit procedures that are appropriate in the circumstances, but not to the extent needed to opine on the effectiveness of the District's internal control. Accordingly, we express no such opinion. An audit also includes evaluating the appropriateness of management's accounting policies and the reasonableness of their significant accounting estimates, as well as our evaluation of the overall financial statement presentation.

We believe the audit evidence we obtained is sufficient and appropriate to support our audit opinions.

**Opinion**

In our opinion, the financial statements referred to above present fairly, in all material respects, the respective financial position of the governmental activities, each major fund, and the aggregate remaining fund information of the West Carrollton City School District, as of June 30, 2020, and the respective changes in financial position thereof and the budgetary comparison for the General Fund thereof for the fiscal year then ended in accordance with the accounting principles generally accepted in the United States of America.

**Emphasis of Matter**

As discussed in Note 3 to the financial statements, during 2020, the District adopted new accounting guidance in Governmental Accounting Standards Board (GASB) Statement No. 84, *Fiduciary Activities*. We did not modify our opinion regarding this matter.

As discussed in Note 18 to the financial statements, the financial impact of COVID-19 and the continuing emergency measures may impact subsequent periods of the District. We did not modify our opinion regarding this matter.

**Other Matters**

*Required Supplementary Information*

Accounting principles generally accepted in the United States of America require this presentation to include *management's discussion and analysis*, and schedules of net pension and other post-employment benefit liabilities and pension and other post-employment benefit contributions listed in the table of contents, to supplement the basic financial statements. Although this information is not part of the basic financial statements, the Governmental Accounting Standards Board considers it essential for placing the basic financial statements in an appropriate operational, economic, or historical context. We applied certain limited procedures to the required supplementary information in accordance with auditing standards generally accepted in the United States of America, consisting of inquiries of management about the methods of preparing the information and comparing the information for consistency with management's responses to our inquiries, to the basic financial statements, and other knowledge we obtained during our audit of the basic financial statements. We do not opine or provide any assurance on the information because the limited procedures do not provide us with sufficient evidence to opine or provide any other assurance.

*Supplementary Information*

Our audit was conducted to opine on the District's basic financial statements taken as a whole.

The Schedule of Expenditures of Federal Awards presents additional analysis as required by Title 2 U.S. Code of Federal Regulations (CFR) Part 200, Uniform Administrative Requirements, Cost Principles, and Audit Requirements for Federal Awards and is not a required part of the financial statements.

The schedule is management's responsibility, and derives from and relates directly to the underlying accounting and other records used to prepare the basic financial statements. We subjected this information to the auditing procedures we applied to the basic financial statements. We also applied certain additional procedures, including comparing and reconciling this information directly to the underlying accounting and other records used to prepare the basic financial statements or to the basic financial statements themselves in accordance with auditing standards generally accepted in the United States of America. In our opinion, this information is fairly stated in all material respects in relation to the basic financial statements taken as a whole.

***Other Reporting Required by Government Auditing Standards***

In accordance with *Government Auditing Standards*, we have also issued our report dated March 1, 2021, on our consideration of the District's internal control over financial reporting and our tests of its compliance with certain provisions of laws, regulations, contracts and grant agreements and other matters. That report describes the scope of our internal control testing over financial reporting and compliance, and the results of that testing, and does not opine on internal control over financial reporting or on compliance. That report is an integral part of an audit performed in accordance with *Government Auditing Standards* in considering the District's internal control over financial reporting and compliance.



Keith Faber  
Auditor of State  
Columbus, Ohio

March 1, 2021

**This page intentionally left blank.**



**WEST CARROLLTON CITY SCHOOL DISTRICT  
MONTGOMERY COUNTY, OHIO**

**MANAGEMENT'S DISCUSSION AND ANALYSIS  
FOR THE FISCAL YEAR ENDED JUNE 30, 2020**

The discussion and analysis of the West Carrollton City School District's (the "District") financial performance provides an overall review of the District's financial activities for the fiscal year ended June 30, 2020. The intent of this discussion and analysis is to look at the District's financial performance as a whole; readers should also review notes to the basic financial statements and financial statements to enhance their understanding of the District's financial performance.

**Financial Highlights**

Key financial highlights for fiscal year 2020 are as follows:

- Net position of governmental activities increased \$1,934,775 during the year.
- General revenues accounted for \$42,260,445 in revenue or 80.18% of all revenues. Program specific revenues in the form of charges for services and sales, grants and contributions accounted for \$10,445,583 or 19.82% of total revenues of \$52,706,028.
- The District had \$50,771,253 in expenses related to governmental activities; only \$10,445,583 of these expenses was offset by program specific charges for services, grants or contributions. General revenues supporting governmental activities (primarily taxes and unrestricted grants and entitlements) of \$42,260,445 were adequate to provide for these programs.
- The District's major governmental funds are the general fund, bond retirement fund and building fund. The general fund had \$45,007,110 in revenues and other financing sources and \$42,253,566 in expenditures. During fiscal year 2020, the general fund's fund balance increased from \$8,086,461 to \$10,840,005.
- The District established the building fund and issued bonds and notes during the year to finance facilities construction and improvement projects. The bond retirement fund was created in order to account for the new property tax levy used to pay off the bonds.

**Using these Basic Financial Statements**

This annual report consists of a series of financial statements and notes to those statements. These statements are organized so the reader can understand the District as a financial whole, an entire operating entity. The statements then proceed to provide an increasingly detailed look at specific financial activities.

The *statement of net position* and *statement of activities* provide information about the activities of the whole District, presenting both an aggregate view of the District's finances and a longer-term view of those finances. Fund financial statements provide the next level of detail. For governmental funds, these statements tell how services were financed in the short-term as well as what remains for future spending. The fund financial statements also look at the District's most significant funds with all other nonmajor funds presented in total in one column. In the case of the District, the general fund, bond retirement fund and building fund are reported as major funds.

**WEST CARROLLTON CITY SCHOOL DISTRICT  
MONTGOMERY COUNTY, OHIO**

MANAGEMENT'S DISCUSSION AND ANALYSIS  
FOR THE FISCAL YEAR ENDED JUNE 30, 2020

**Reporting the District as a Whole**

***Statement of Net Position and the Statement of Activities***

While this document contains the large number of funds used by the District to provide programs and activities, the view of the District as a whole looks at all financial transactions and asks the question, "How did we do financially during 2020?" The statement of net position and the statement of activities answer this question. These statements include *all assets, deferred outflows of resources, liabilities, deferred inflows of resources, revenues and expenses* using the *accrual basis of accounting* similar to the accounting used by most private-sector companies. This basis of accounting will take into account all of the current year's revenues and expenses regardless of when cash is received or paid.

These two statements report the District's *net position* and changes in that position. This change in net position is important because it tells the reader that, for the District as a whole, the *financial position* of the District has improved or diminished. The causes of this change may be the result of many factors, some financial, some not. Non-financial factors include the District's property tax base, current property tax laws in Ohio restricting revenue growth, facility conditions, required educational programs and other factors.

In the statement of net position and the statement of activities, the governmental activities include the District's programs and services, including instruction, support services, operation and maintenance of plant, pupil transportation, extracurricular activities, and food service operations.

**Reporting the District's Most Significant Funds**

***Fund Financial Statements***

The analysis of the District's major governmental fund begins on page 14. Fund financial reports provide detailed information about the District's major funds. The District uses many funds to account for a multitude of financial transactions. However, these fund financial statements focus on the District's most significant funds. The District's major governmental funds are the general fund, bond retirement fund and building fund.

***Governmental Funds***

Most of the District's activities are reported in governmental funds, which focus on how money flows into and out of those funds and the balances left at year-end available for spending in future periods. These funds are reported using an accounting method called *modified accrual* accounting, which measures cash and all other *financial assets* that can readily be converted to cash. The governmental fund financial statements provide a detailed *short-term* view of the District's general government operations and the basic services it provides. Governmental fund information helps you determine whether there are more or fewer financial resources that can be spent in the near future to finance educational programs. The relationship (or differences) between governmental *activities* (reported in the statement of net position and the statement of activities) and governmental *funds* is reconciled in the basic financial statements.

***Reporting the District's Fiduciary Responsibilities***

The District acts in a trustee capacity as an agent for individuals or other entities. These activities are reported in a custodial fund. All of the District's fiduciary activities are reported in a separate statement of changes in fiduciary net position. These activities are excluded from the District's other financial statements because the assets cannot be utilized by the District to finance its operations.

**WEST CARROLLTON CITY SCHOOL DISTRICT  
MONTGOMERY COUNTY, OHIO**

**MANAGEMENT'S DISCUSSION AND ANALYSIS  
FOR THE FISCAL YEAR ENDED JUNE 30, 2020**

***Notes to the Basic Financial Statements***

The notes provide additional information that is essential to a full understanding of the data provided in the government-wide and fund financial statements.

***Required Supplementary Information***

The required supplementary information provides detailed information regarding the District's proportionate share of the net pension liability and the net OPEB liability/asset of the retirement systems. It also includes a ten year schedule of the District's contributions to the retirement systems to fund pension and OPEB obligations.

**The District as a Whole**

The statement of net position provides the perspective of the District as a whole. The table on the following page provides a summary of the District's net position at June 30, 2020 and June 30, 2019. Net position for 2019 has been restated as a result of implementing GASB Statement No. 84. See Note 3 in the notes to the basic financial statements for more detail.

**WEST CARROLLTON CITY SCHOOL DISTRICT  
MONTGOMERY COUNTY, OHIO**

**MANAGEMENT'S DISCUSSION AND ANALYSIS  
FOR THE FISCAL YEAR ENDED JUNE 30, 2020**

	<b>Net Position</b>	
	Governmental	Restated
	Activities 2020	Governmental Activities 2019
<b><u>Assets</u></b>		
Current assets	\$ 89,313,048	\$ 36,960,283
Capital assets, net	<u>13,541,665</u>	<u>13,066,436</u>
Total assets	<u>102,854,713</u>	<u>50,026,719</u>
<b><u>Deferred Outflows of Resources</u></b>		
Pension	9,176,172	13,776,376
OPEB	<u>908,125</u>	<u>638,196</u>
Total deferred outflows of resources	<u>10,084,297</u>	<u>14,414,572</u>
<b><u>Liabilities</u></b>		
Current liabilities	5,837,826	5,345,843
Long-term liabilities:		
Due within one year	2,182,208	429,575
Due in more than one year:		
Net pension liability	48,012,499	51,198,172
Net OPEB liability	4,920,005	5,517,657
Other amounts	<u>47,231,618</u>	<u>2,108,457</u>
Total liabilities	<u>108,184,156</u>	<u>64,599,704</u>
<b><u>Deferred Inflows of Resources</u></b>		
Property taxes and PILOTs levied for next year	20,710,128	18,177,133
Pension	6,407,784	5,546,516
OPEB	<u>5,332,913</u>	<u>5,748,684</u>
Total deferred inflows of resources	<u>32,450,825</u>	<u>29,472,333</u>
<b><u>Net Position</u></b>		
Net investment in capital assets	11,951,567	12,216,488
Restricted	5,189,735	1,349,393
Unrestricted (deficit)	<u>(44,837,273)</u>	<u>(43,196,627)</u>
Total net position (deficit)	<u>\$ (27,695,971)</u>	<u>\$ (29,630,746)</u>

The net pension liability is reported pursuant to Governmental Accounting Standards Board (GASB) Statement 68, "Accounting and Financial Reporting for Pensions—an Amendment of GASB Statement 27." The net other postemployment benefits (OPEB) liability/asset is reported pursuant to GASB Statement 75, "Accounting and Financial Reporting for Postemployment Benefits Other Than Pensions." For reasons discussed below, many end users of this financial statement will gain a clearer understanding of the District's actual financial condition by adding deferred inflows related to pension and OPEB, the net pension liability, and the net OPEB liability to the reported net position and subtracting deferred outflows related to pension and OPEB and the net OPEB asset.

**WEST CARROLLTON CITY SCHOOL DISTRICT  
MONTGOMERY COUNTY, OHIO**

**MANAGEMENT'S DISCUSSION AND ANALYSIS  
FOR THE FISCAL YEAR ENDED JUNE 30, 2020**

Governmental Accounting Standards Board standards are national and apply to all government financial reports prepared in accordance with generally accepted accounting principles. Prior accounting for pensions (GASB 27) and postemployment benefits (GASB 45) focused on a funding approach. This approach limited pension and OPEB costs to contributions annually required by law, which may or may not be sufficient to fully fund each plan's *net pension liability* or *net OPEB liability*. GASB 68 and GASB 75 take an earnings approach to pension and OPEB accounting; however, the nature of Ohio's statewide pension/OPEB plans and state law governing those systems requires additional explanation in order to properly understand the information presented in these statements.

GASB 68 and GASB 75 require the net pension liability and the net OPEB liability to equal the District's proportionate share of each plan's collective:

1. Present value of estimated future pension/OPEB benefits attributable to active and inactive employees' past service.
2. Minus plan assets available to pay these benefits.

GASB notes that pension and OPEB obligations, whether funded or unfunded, are part of the "employment exchange" – that is, the employee is trading his or her labor in exchange for wages, benefits, and the promise of a future pension and other postemployment benefits. GASB noted that the unfunded portion of this promise is a present obligation of the government, part of a bargained-for benefit to the employee, and should accordingly be reported by the government as a liability since they received the benefit of the exchange. However, the District is not responsible for certain key factors affecting the balance of these liabilities. In Ohio, the employee shares the obligation of funding pension benefits with the employer. Both employer and employee contribution rates are capped by State statute. A change in these caps requires action of both Houses of the General Assembly and approval of the Governor. Benefit provisions are also determined by State statute. The Ohio Revised Code permits, but does not require, the retirement systems to provide healthcare to eligible benefit recipients. The retirement systems may allocate a portion of the employer contributions to provide for these OPEB benefits.

The employee enters the employment exchange with the knowledge that the employer's promise is limited not by contract but by law. The employer enters the exchange also knowing that there is a specific, legal limit to its contribution to the retirement system. In Ohio, there is no legal means to enforce the unfunded liability of the pension/OPEB plan *as against the public employer*. State law operates to mitigate/lessen the moral obligation of the public employer to the employee, because all parties enter the employment exchange with notice as to the law. The retirement system is responsible for the administration of the pension and OPEB plans.

Most long-term liabilities have set repayment schedules or, in the case of compensated absences (i.e. sick and vacation leave), are satisfied through paid time-off or termination payments. There is no repayment schedule for the net pension liability or the net OPEB liability. As explained above, changes in benefits, contribution rates, and return on investments affect the balance of these liabilities but are outside the control of the local government. In the event that contributions, investment returns, and other changes are insufficient to keep up with required payments, State statute does not assign/identify the responsible party for the unfunded portion. Due to the unique nature of how the net pension liability and the net OPEB liability are satisfied, these liabilities are separately identified within the long-term liability section of the statement of net position.

In accordance with GASB 68 and GASB 75, the District's statements prepared on an accrual basis of accounting include an annual pension expense and an annual OPEB expense for their proportionate share of each plan's *change* in net pension liability and net OPEB liability, respectively, not accounted for as deferred inflows/outflows.

Over time, net position can serve as a useful indicator of a government's financial position. At June 30, 2020, the District's liabilities plus deferred inflows exceeded assets plus deferred outflows by \$27,695,971.

**WEST CARROLLTON CITY SCHOOL DISTRICT  
MONTGOMERY COUNTY, OHIO**

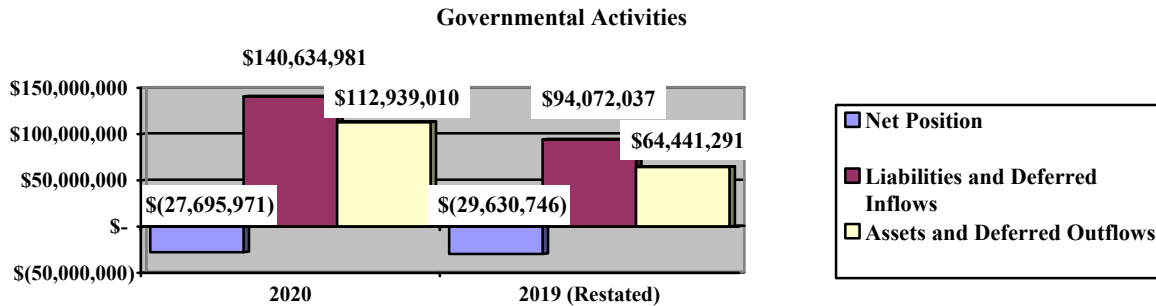
**MANAGEMENT'S DISCUSSION AND ANALYSIS  
FOR THE FISCAL YEAR ENDED JUNE 30, 2020**

As the preceding table illustrates, both assets and liabilities were significantly higher at the end of fiscal year 2020. This was the result of the District issuing general obligation bonds during year to help finance a facilities improvements project.

At year-end, capital assets represented 13.17% of total assets. Capital assets include land, construction in progress, land improvements, buildings and improvements, furniture and equipment and vehicles. Net investment in capital assets at June 30, 2020 was \$11,951,567. These capital assets are used to provide services to the students and are not available for future spending. Although the District's investment in capital assets is reported net of related debt, it should be noted that the resources to repay the debt must be provided from other sources, since capital assets may not be used to liquidate these liabilities.

A portion of the District's net position, \$5,189,735, represents resources that are subject to external restriction on how they may be used. The remaining balance of unrestricted net position is a deficit of \$44,837,273.

The graph below illustrates the District's governmental activities assets, liabilities and net position at June 30, 2020 and June 30, 2019.



The following table on the following page shows the change in net position for fiscal years 2020 and 2019. Due to practicality, the 2019 revenues and expenses in the table have not been adjusted to reflect the implementation of GASB Statement No. 84 (see Note 3). Rather, the cumulative impact of applying the Statement is reflected in the beginning net position for 2019.

**WEST CARROLLTON CITY SCHOOL DISTRICT  
MONTGOMERY COUNTY, OHIO**

MANAGEMENT'S DISCUSSION AND ANALYSIS  
FOR THE FISCAL YEAR ENDED JUNE 30, 2020

	<b>Change in Net Position</b>	
	Governmental Activities <u>2020</u>	Governmental Activities <u>2019</u>
<b><u>Revenues</u></b>		
Program revenues:		
Charges for services and sales	\$ 2,589,289	\$ 2,530,776
Operating grants and contributions	7,799,266	7,331,812
Capital grants and contributions	57,028	-
General revenues:		
Property taxes	20,357,216	18,034,086
Payments in lieu of taxes	237,811	178,267
Grants and entitlements	20,644,399	21,088,250
Investment earnings	1,007,268	412,416
Miscellaneous	<u>13,751</u>	<u>236,717</u>
Total revenues	<u>52,706,028</u>	<u>49,812,324</u>
<b><u>Expenses</u></b>		
Program expenses:		
Instruction:		
Regular	17,866,041	15,296,983
Special	10,364,938	8,140,710
Vocational	124,655	138,751
Other	2,884,985	2,703,923
Support services:		
Pupil	3,338,888	2,914,655
Instructional staff	1,807,676	1,362,071
Board of education	33,161	29,154
Administration	3,080,519	2,917,554
Fiscal	916,206	807,273
Business	534,991	468,870
Operations and maintenance	3,324,712	3,529,426
Pupil transportation	2,591,035	2,470,688
Central	131,847	109,384
Operation of non-instructional services:		
Other non-instructional services	7,112	8,640
Food service operations	1,721,427	1,753,701
Extracurricular activities	1,121,984	945,191
Interest and fiscal charges	<u>921,076</u>	<u>45,937</u>
Total expenses	<u>50,771,253</u>	<u>43,642,911</u>
Change in net position	1,934,775	6,169,413
Net position (deficit) at beginning of year (restated)	<u>(29,630,746)</u>	<u>(35,800,159)</u>
Net position (deficit) at end of year	<u>\$ (27,695,971)</u>	<u>\$ (29,630,746)</u>

**WEST CARROLLTON CITY SCHOOL DISTRICT  
MONTGOMERY COUNTY, OHIO**

**MANAGEMENT’S DISCUSSION AND ANALYSIS  
FOR THE FISCAL YEAR ENDED JUNE 30, 2020**

**Governmental Activities**

Net position of the District’s governmental activities increased \$1,934,775. Total governmental expenses of \$50,771,253 were offset by program revenues of \$10,445,583 and general revenues of \$42,260,445. Program revenues supported 20.57% of the total governmental expenses.

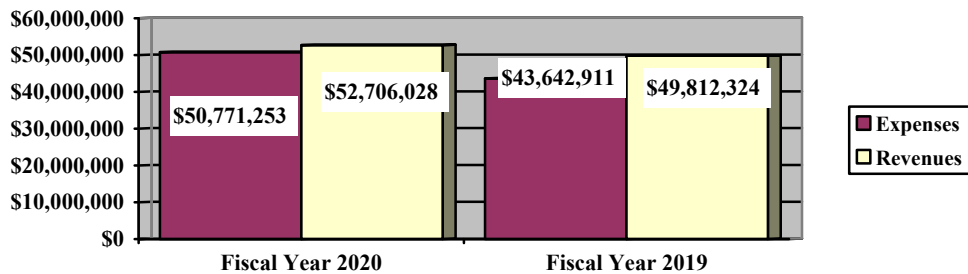
Total revenues for fiscal year 2020 were \$2,893,704 or 5.81% higher than the prior year, mostly due to increases in property taxes revenue and investment earnings. The District began collecting on a new 5.6 mill property tax levy in fiscal year 2020 which is being used to pay off the general obligation bonds issued during the year. Investment earnings increased as a result of the District depositing the bond proceeds in several investment accounts.

Expenses of the governmental activities increased \$7,128,342 or 16.33%. This increase is largely attributable to the effects of accounting for pension and OPEB expense, in accordance with GASB Statements 68 and 75. On an accrual basis, the District reported \$6,060,100 and \$4,507,633 in pension expense for fiscal year 2020 and 2019, respectively. In addition, the District reported \$(990,489) and \$(6,334,822) in OPEB expense for fiscal year 2020 and 2019, respectively. The total net increase in pension expense and OPEB expense from fiscal year 2019 to fiscal year 2020 was \$6,896,800. Fluctuations in the pension and OPEB expense makes it difficult to compare financial information between years since pension expense and OPEB expense are components of program expenses reported on the statement of activities.

The largest expense of the District is for instructional programs. Instruction expenses totaled \$31,240,619 or 61.53% of total governmental expenses for fiscal year 2020.

The graph below presents the governmental activities revenues and expenses for fiscal year 2020 and 2019.

**Governmental Activities - Revenues and Expenses**





**WEST CARROLLTON CITY SCHOOL DISTRICT  
MONTGOMERY COUNTY, OHIO**

**MANAGEMENT'S DISCUSSION AND ANALYSIS  
FOR THE FISCAL YEAR ENDED JUNE 30, 2020**

The statement of activities shows the cost of program services and the charges for services and grants offsetting those services. The following table shows, for governmental activities, the total cost of services and the net cost of services. That is, it identifies the cost of these services supported by tax revenue and unrestricted State grants and entitlements.

	<b>Governmental Activities</b>			
	Total Cost of Services	Net Cost of Services	Total Cost of Services	Net Cost of Services
	<u>2020</u>	<u>2020</u>	<u>2019</u>	<u>2019</u>
<b>Program expenses</b>				
Instruction:				
Regular	\$ 17,866,041	\$ 16,247,498	\$ 15,296,983	\$ 13,686,544
Special	10,364,938	4,571,707	8,140,710	2,744,314
Vocational	124,655	12,837	138,751	26,933
Other	2,884,985	2,725,551	2,703,923	2,681,359
Support services:				
Pupil	3,338,888	2,681,680	2,914,655	2,718,432
Instructional staff	1,807,676	1,584,742	1,362,071	1,178,193
Board of education	33,161	33,161	29,154	29,154
Administration	3,080,519	3,080,519	2,917,554	2,917,554
Fiscal	916,206	916,206	807,273	807,273
Business	534,991	530,880	468,870	468,870
Operations and maintenance	3,324,712	3,295,172	3,529,426	3,471,811
Pupil transportation	2,591,035	2,402,559	2,470,688	1,996,783
Central	131,847	131,197	109,384	108,575
Operation of non-instructional services:				
Other non-instructional services	7,112	6,929	8,640	8,425
Food service operations	1,721,427	219,076	1,753,701	80,371
Extracurricular activities	1,121,984	964,880	945,191	809,795
Interest and fiscal charges	<u>921,076</u>	<u>921,076</u>	<u>45,937</u>	<u>45,937</u>
Total expenses	<u>\$ 50,771,253</u>	<u>\$ 40,325,670</u>	<u>\$ 43,642,911</u>	<u>\$ 33,780,323</u>

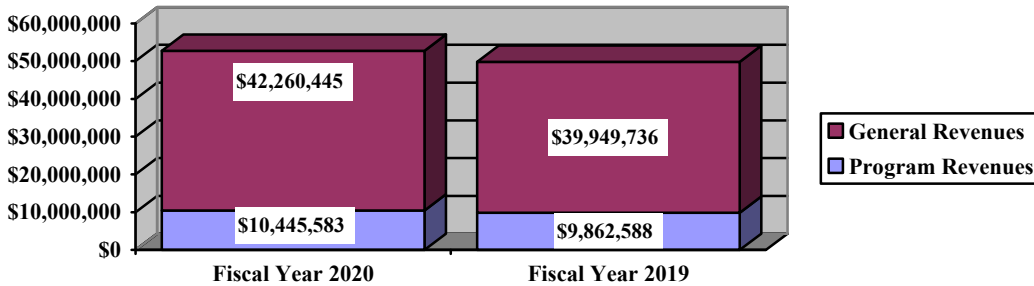
The dependence upon tax and other general revenues for governmental activities is apparent, as 75.41% of instruction activities are supported through taxes, grants and entitlements and other general revenues. For all governmental activities, general revenue support is 79.43%. Property taxes and unrestricted grants and entitlements from the State are by far the primary support for the District's students.

**WEST CARROLLTON CITY SCHOOL DISTRICT  
MONTGOMERY COUNTY, OHIO**

MANAGEMENT'S DISCUSSION AND ANALYSIS  
FOR THE FISCAL YEAR ENDED JUNE 30, 2020

The following graph presents the District's governmental activities revenues for fiscal year 2020 and 2019.

**Governmental Activities - General and Program Revenues**



**The District's Funds**

The District's governmental funds reported a combined fund balance of \$59,272,112, which is an increase of \$49,750,811 compared to the prior year's balances, as restated (see Note 3 for more detail regarding the restatement). The schedule below indicates the fund balance and the total change in fund balance as of June 30, 2020 and 2019.

	Fund Balance June 30, 2020	Restated Fund Balance June 30, 2019	Change	Percentage Change
General	\$ 10,840,005	\$ 8,086,461	\$ 2,753,544	34.05 %
Bond Retirement	3,273,283	-	3,273,283	100.00 %
Building	43,700,674	-	43,700,674	100.00 %
Other Governmental	1,458,150	1,434,840	23,310	1.62 %
<b>Total</b>	<b>\$ 59,272,112</b>	<b>\$ 9,521,301</b>	<b>\$ 49,750,811</b>	<b>522.52 %</b>

**General Fund**

The table that follows assists in illustrating the revenues of the general fund.

	2020 Amount	2019 Amount	Increase (Decrease)	Percentage Change
<b>Revenues</b>				
Property taxes	\$ 18,443,276	\$ 17,515,508	\$ 927,768	5.30 %
Payment in lieu of taxes	237,811	178,267	59,544	33.40 %
Tuition	1,980,832	1,854,762	126,070	6.80 %
Earnings on investments	606,290	410,818	195,472	47.58 %
Intergovernmental	23,339,211	24,463,553	(1,124,342)	(4.60) %
Other revenues	297,996	386,056	(88,060)	(22.81) %
<b>Total</b>	<b>\$ 44,905,416</b>	<b>\$ 44,808,964</b>	<b>\$ 96,452</b>	<b>0.22 %</b>

**WEST CARROLLTON CITY SCHOOL DISTRICT  
MONTGOMERY COUNTY, OHIO**

**MANAGEMENT'S DISCUSSION AND ANALYSIS  
FOR THE FISCAL YEAR ENDED JUNE 30, 2020**

Overall, general fund revenues were comparable to the prior year, but there were some notable increases and decreases. The increase in property taxes revenue is primarily due to fluctuations in the amount of property taxes available for advance at fiscal year-end from the County Auditor. This is recorded as revenue in the current fiscal year and can vary from year to year depending upon when the County Auditor distributes and receives the tax bills. Earnings on investments increased as a result of additional monies available to invest and a favorable change in fair value on those investments. The most significant decrease in revenues, intergovernmental, is primarily due to State budget cuts stemming from the economic impact of the COVID-19 pandemic.

The table that follows assists in illustrating the expenditures of the general fund.

	<u>2020</u>	<u>2019</u>	<u>Increase</u>	<u>Percentage</u>
	<u>Amount</u>	<u>Amount</u>	<u>(Decrease)</u>	<u>Change</u>
<b><u>Expenditures</u></b>				
Instruction	\$ 27,276,156	\$ 26,742,671	\$ 533,485	1.99 %
Support services	14,007,264	14,926,761	(919,497)	(6.16) %
Other non-instructional services	6,786	9,855	(3,069)	(31.14) %
Extracurricular activities	677,096	645,318	31,778	4.92 %
Facilities acquisition and construction	11,698	33,123	(21,425)	(64.68) %
Debt service	<u>274,566</u>	<u>187,775</u>	<u>86,791</u>	46.22 %
Total	<u>\$ 42,253,566</u>	<u>\$ 42,545,503</u>	<u>\$ (291,937)</u>	(0.69) %

Overall, general fund expenditures in fiscal year 2020 were comparable to the prior year.

***Bond Retirement Fund***

The bond retirement fund was created in order to account for the new property tax levy used to pay off the bonds issued in fiscal year 2020. This fund had revenues of \$1,281,409 and expenditures of \$9,592,686 during the year. The fund also had other financing sources of \$11,584,560 due to the issuance of bonds and premium on the issuance.

***Building Fund***

The District established the building fund in fiscal year 2020 and issued bonds and notes to finance facilities construction and improvement projects throughout the District. This fund had revenues of \$365,706, expenditures of \$1,079,863 and other financing sources (debt issuances and premium on the issuances) of \$44,414,831 during the year.

***General Fund Budgeting Highlights***

The District's budget is prepared according to Ohio law and is based on accounting for certain transactions on a basis of cash receipts, disbursements and encumbrances. The most significant budgeted fund is the general fund.

During the course of fiscal year 2020, the District amended its general fund budget several times. For the general fund, original budgeted revenues and other financing sources of \$45,053,000 were decreased to \$44,323,000 in the final budget. Actual revenues and other financing sources for fiscal year 2020 were \$44,866,789 or \$543,789 (1.23%) more than the final budget.

General fund original appropriations (appropriated expenditures plus other financing uses) of \$43,908,873 were decreased slightly to \$43,730,534 in the final budget. The actual budget basis expenditures and other financing uses for fiscal year 2020 were \$43,095,161 or \$635,373 (1.45%) less than the final budget.

**WEST CARROLLTON CITY SCHOOL DISTRICT  
MONTGOMERY COUNTY, OHIO**

**MANAGEMENT'S DISCUSSION AND ANALYSIS  
FOR THE FISCAL YEAR ENDED JUNE 30, 2020**

**Capital Assets and Debt Administration**

***Capital Assets***

At the end of fiscal year 2020, the District had \$13,541,665 invested in land, construction in progress, land improvements, buildings and improvements, furniture and equipment, and vehicles. This entire amount is reported in governmental activities.

The following table shows June 30, 2020 balances compared to June 30, 2019:

**Capital Assets at June 30  
(Net of Depreciation)**

	Governmental Activities	
	2020	2019
Land	\$ 572,938	\$ 572,938
Construction in progress	1,402,789	-
Land improvements	950,057	1,041,663
Building and improvements	8,227,491	9,065,054
Furniture and equipment	1,608,865	1,636,283
Vehicles	779,525	750,498
Total	\$ 13,541,665	\$ 13,066,436

The overall increase in capital assets is due to capital outlays of \$1,849,653 exceeding depreciation expense of \$1,374,424 during the fiscal year. The District began the pre-construction phase on the new buildings project near the end of fiscal year 2020 and capitalized costs such as planning and design fees as construction in progress. See Note 7 in the notes to the basic financial statements for more detail.

***Debt Administration***

At June 30, 2020 and June 30, 2019, the District had \$44,790,000 and \$840,000, respectively, in general obligation bonds outstanding. At June 30, 2020, \$1,890,000 is due within one year and \$42,900,000 is due in more than one year. The District issued general obligation bonds in the amount of \$44,090,000 during fiscal year 2020 to finance the aforementioned building improvement project. See Note 8 in the notes to the basic financial statements for more detail.

**Current Financial Related Activities**

The challenge for all school districts is to provide a quality education to students while staying within the restrictions imposed by limited, and in some cases, shrinking, funding. Our reliance on local real estate taxes continues to increase significantly, as the state legislature has reduced funding for schools and continues to shift more of the burden to residential property owners while eliminating our commercial tax base. On November 8, 2016, District voters passed a 5-year 5.5 mill property tax levy to provide additional funding for current operating expenses of the District. In November 2020, District voters elected to make this a permanent, continuous levy.

District voters approved an additional 5.6 mill property tax levy at the November 2019 election to approve the issuance of bonds for school building improvements. In cooperation with the Ohio School Facilities Commission (OFCC) the bond issuance will fund the construction of new school buildings throughout the entire District, with OFCC paying approximately 81% of the co-funded projects.

**WEST CARROLLTON CITY SCHOOL DISTRICT  
MONTGOMERY COUNTY, OHIO**

**MANAGEMENT'S DISCUSSION AND ANALYSIS  
FOR THE FISCAL YEAR ENDED JUNE 30, 2020**

**Contacting the District's Financial Management**

This financial report is designed to provide our citizens, taxpayers, investors and creditors with a general overview of the District's finances and to show the District's accountability for the money it receives. If you have questions about this report or need additional financial information contact Mr. Ryan Slone, Treasurer, West Carrollton City School District, 430 E. Pease Ave., West Carrollton, Ohio 45449.

THIS PAGE IS INTENTIONALLY LEFT BLANK

**WEST CARROLLTON CITY SCHOOL DISTRICT  
MONTGOMERY COUNTY, OHIO**

STATEMENT OF NET POSITION  
JUNE 30, 2020

	<b>Governmental Activities</b>
<b>Assets:</b>	
Equity in pooled cash and investments. . . . .	\$ 63,416,294
Receivables:	
Property taxes . . . . .	21,870,847
Payment in lieu of taxes . . . . .	175,000
Accounts . . . . .	9,770
Accrued interest . . . . .	75,915
Intergovernmental . . . . .	705,203
Prepayments . . . . .	293,754
Materials and supplies inventory . . . . .	8,931
Inventory held for resale . . . . .	12,268
Net OPEB asset. . . . .	2,745,066
Capital assets:	
Nondepreciable capital assets . . . . .	1,975,727
Depreciable capital assets, net . . . . .	11,565,938
Capital assets, net . . . . .	13,541,665
Total assets . . . . .	102,854,713
<b>Deferred outflows of resources:</b>	
Pension . . . . .	9,176,172
OPEB. . . . .	908,125
Total deferred outflows of resources . . . . .	10,084,297
<b>Liabilities:</b>	
Accounts payable. . . . .	85,130
Contracts payable. . . . .	148,421
Accrued wages and benefits payable. . . . .	4,602,879
Intergovernmental payable . . . . .	189,058
Pension and postemployment benefits payable. . . . .	688,680
Accrued interest payable . . . . .	123,658
Long-term liabilities:	
Due within one year. . . . .	2,182,208
Due in more than one year:	
Net pension liability. . . . .	48,012,499
Net OPEB liability. . . . .	4,920,005
Other amounts due in more than one year. . . . .	47,231,618
Total liabilities . . . . .	108,184,156
<b>Deferred inflows of resources:</b>	
Property taxes levied for the next fiscal year . . . . .	20,535,128
Payment in lieu of taxes levied for the next fiscal year . . . . .	175,000
Pension . . . . .	6,407,784
OPEB . . . . .	5,332,913
Total deferred inflows of resources . . . . .	32,450,825
<b>Net position:</b>	
Net investment in capital assets. . . . .	11,951,567
Restricted for:	
Capital projects . . . . .	520,250
Permanent fund - expendable . . . . .	5,568
Permanent fund - nonexpendable . . . . .	60,000
Debt service . . . . .	3,158,813
Locally funded programs . . . . .	29,152
State funded programs. . . . .	261,589
Federally funded programs . . . . .	116,559
Student activities . . . . .	99,131
Other purposes . . . . .	938,673
Unrestricted (deficit) . . . . .	(44,837,273)
Total net position (deficit) . . . . .	\$ (27,695,971)

SEE ACCOMPANYING NOTES TO THE BASIC FINANCIAL STATEMENTS

**WEST CARROLLTON CITY SCHOOL DISTRICT  
MONTGOMERY COUNTY, OHIO**

STATEMENT OF ACTIVITIES  
FOR THE FISCAL YEAR ENDED JUNE 30, 2020

	Expenses	Program Revenues			Net (Expense) Revenue and Changes in Net Position
		Charges for Services and Sales	Operating Grants and Contributions	Capital Grants and Contributions	
<b>Governmental activities:</b>					
Instruction:					
Regular . . . . .	\$ 17,866,041	\$ 1,609,776	\$ 8,767	\$ -	\$ (16,247,498)
Special . . . . .	10,364,938	500,863	5,292,368	-	(4,571,707)
Vocational . . . . .	124,655	-	111,818	-	(12,837)
Other . . . . .	2,884,985	-	159,434	-	(2,725,551)
Support services:					
Pupil . . . . .	3,338,888	6,493	650,715	-	(2,681,680)
Instructional staff . . . . .	1,807,676	588	222,346	-	(1,584,742)
Board of education . . . . .	33,161	-	-	-	(33,161)
Administration . . . . .	3,080,519	-	-	-	(3,080,519)
Fiscal . . . . .	916,206	-	-	-	(916,206)
Business . . . . .	534,991	-	4,111	-	(530,880)
Operations and maintenance . . . . .	3,324,712	29,046	494	-	(3,295,172)
Pupil transportation . . . . .	2,591,035	6,447	125,001	57,028	(2,402,559)
Central . . . . .	131,847	650	-	-	(131,197)
Operation of non-instructional services:					
Other non-instructional services . . . . .	7,112	183	-	-	(6,929)
Food service operations . . . . .	1,721,427	297,592	1,204,759	-	(219,076)
Extracurricular activities . . . . .	1,121,984	137,651	19,453	-	(964,880)
Interest and fiscal charges . . . . .	921,076	-	-	-	(921,076)
<b>Total governmental activities . . . . .</b>	<b>\$ 50,771,253</b>	<b>\$ 2,589,289</b>	<b>\$ 7,799,266</b>	<b>\$ 57,028</b>	<b>(40,325,670)</b>
<b>General revenues:</b>					
Property taxes levied for:					
General purposes . . . . .					18,392,009
Debt service . . . . .					1,238,134
Capital outlay . . . . .					727,073
Payments in lieu of taxes . . . . .					237,811
Grants and entitlements not restricted to specific programs . . . . .					20,644,399
Investment earnings . . . . .					1,007,268
Miscellaneous . . . . .					13,751
<b>Total general revenues . . . . .</b>					<b>42,260,445</b>
Change in net position . . . . .					1,934,775
<b>Net position (deficit) at beginning of year (restated) . . . . .</b>					<b>(29,630,746)</b>
<b>Net position (deficit) at end of year . . . . .</b>					<b>\$ (27,695,971)</b>

SEE ACCOMPANYING NOTES TO THE BASIC FINANCIAL STATEMENTS



**WEST CARROLLTON CITY SCHOOL DISTRICT  
MONTGOMERY COUNTY, OHIO**

BALANCE SHEET  
GOVERNMENTAL FUNDS  
JUNE 30, 2020

	General	Bond Retirement	Building	Nonmajor Governmental Funds	Total Governmental Funds
<b>Assets:</b>					
Equity in pooled cash and investments . . . . .	\$ 14,274,994	\$ 3,217,963	\$ 43,694,838	\$ 2,228,499	\$ 63,416,294
Receivables:					
Property taxes . . . . .	19,004,247	2,113,450	-	753,150	21,870,847
Payment in lieu of taxes . . . . .	175,000	-	-	-	175,000
Accounts . . . . .	4,277	-	-	5,493	9,770
Accrued interest . . . . .	32,161	-	43,407	347	75,915
Interfund loans . . . . .	555,000	-	-	-	555,000
Intergovernmental . . . . .	113,486	-	-	591,717	705,203
Prepayments . . . . .	289,098	-	-	4,656	293,754
Materials and supplies inventory . . . . .	-	-	-	8,931	8,931
Inventory held for resale . . . . .	-	-	-	12,268	12,268
Due from other funds . . . . .	56,137	-	-	-	56,137
Total assets . . . . .	<u>\$ 34,504,400</u>	<u>\$ 5,331,413</u>	<u>\$ 43,738,245</u>	<u>\$ 3,605,061</u>	<u>\$ 87,179,119</u>
<b>Liabilities:</b>					
Accounts payable . . . . .	\$ 76,431	\$ -	\$ -	\$ 8,699	\$ 85,130
Contracts payable . . . . .	-	-	13,355	135,066	148,421
Accrued wages and benefits payable . . . . .	4,058,571	-	-	544,308	4,602,879
Compensated absences payable . . . . .	24,852	-	-	750	25,602
Intergovernmental payable . . . . .	177,775	-	-	11,283	189,058
Pension and postemployment benefits payable . . . . .	586,426	-	-	102,254	688,680
Interfund loans payable . . . . .	-	-	-	555,000	555,000
Due to other funds . . . . .	-	-	-	56,137	56,137
Total liabilities . . . . .	<u>4,924,055</u>	<u>-</u>	<u>13,355</u>	<u>1,413,497</u>	<u>6,350,907</u>
<b>Deferred inflows of resources:</b>					
Property taxes levied for the next fiscal year . . . . .	17,775,299	2,058,130	-	701,699	20,535,128
Payment in lieu of taxes levied for the next fiscal year . . . . .	175,000	-	-	-	175,000
Delinquent property tax revenue not available . . . . .	747,468	-	-	29,807	777,275
Intergovernmental revenue not available . . . . .	15,848	-	-	1,561	17,409
Accrued interest not available . . . . .	23,677	-	24,216	347	48,240
Miscellaneous revenue not available . . . . .	3,048	-	-	-	3,048
Total deferred inflows of resources . . . . .	<u>18,740,340</u>	<u>2,058,130</u>	<u>24,216</u>	<u>733,414</u>	<u>21,556,100</u>
<b>Fund balances:</b>					
Nonspendable:					
Materials and supplies inventory . . . . .	-	-	-	8,931	8,931
Prepayments . . . . .	289,098	-	-	4,656	293,754
Permanent fund . . . . .	-	-	-	60,000	60,000
Restricted:					
Debt service . . . . .	-	3,273,283	-	-	3,273,283
Capital improvements . . . . .	-	-	43,700,674	-	43,700,674
Food service operations . . . . .	-	-	-	923,678	923,678
Public school preschool . . . . .	-	-	-	29,875	29,875
Special education . . . . .	-	-	-	48,440	48,440
Targeted academic assistance . . . . .	-	-	-	63,071	63,071
Other purposes . . . . .	-	-	-	48,394	48,394
Extracurricular activities . . . . .	-	-	-	98,651	98,651
Student wellness and success . . . . .	-	-	-	229,846	229,846
Assigned:					
Student instruction . . . . .	109,724	-	-	-	109,724
Student and staff support . . . . .	412,215	-	-	-	412,215
Extracurricular activities . . . . .	9,929	-	-	-	9,929
School supplies . . . . .	76,822	-	-	-	76,822
Unassigned (deficit) . . . . .	9,942,217	-	-	(57,392)	9,884,825
Total fund balances . . . . .	<u>10,840,005</u>	<u>3,273,283</u>	<u>43,700,674</u>	<u>1,458,150</u>	<u>59,272,112</u>
Total liabilities, deferred inflows of resources and fund balances . . . . .	<u>\$ 34,504,400</u>	<u>\$ 5,331,413</u>	<u>\$ 43,738,245</u>	<u>\$ 3,605,061</u>	<u>\$ 87,179,119</u>

SEE ACCOMPANYING NOTES TO THE BASIC FINANCIAL STATEMENTS

**WEST CARROLLTON CITY SCHOOL DISTRICT  
MONTGOMERY COUNTY, OHIO**

RECONCILIATION OF TOTAL GOVERNMENTAL FUND BALANCES TO  
NET POSITION OF GOVERNMENTAL ACTIVITIES  
JUNE 30, 2020

<b>Total governmental fund balances</b>		\$ 59,272,112
<i>Amounts reported for governmental activities on the statement of net position are different because:</i>		
Capital assets used in governmental activities are not financial resources and therefore are not reported in the funds.		13,541,665
Other long-term assets are not available to pay for current-period expenditures and therefore are deferred inflows in the funds.		
Property taxes receivable	\$ 777,275	
Accounts receivable	3,048	
Accrued interest receivable	48,240	
Intergovernmental receivable	17,409	
Total		845,972
Unamortized premiums on long-term debt are not recognized in the funds.		(2,778,238)
Accrued interest payable is not due and payable in the current period and therefore is not reported in the funds.		(123,658)
The net pension liability is not due and payable in the current period; therefore, the liability and related deferred inflows/ outflows are not reported in governmental funds:		
Deferred outflows of resources - pension	9,176,172	
Deferred inflows of resources - pension	(6,407,784)	
Net pension liability	(48,012,499)	
Total		(45,244,111)
The net OPEB liability/asset is not due and payable in the current period; therefore, the liability and asset and related deferred inflows/ outflows are not reported in governmental funds:		
Deferred outflows of resources - OPEB	908,125	
Deferred inflows of resources - OPEB	(5,332,913)	
Net OPEB asset	2,745,066	
Net OPEB liability	(4,920,005)	
Total		(6,599,727)
Long-term liabilities, including bonds payable, are not due and payable in the current period and therefore are not reported in the funds.		
General obligation bonds	(44,790,000)	
Compensated absences	(1,819,986)	
Total		(46,609,986)
<b>Net position of governmental activities</b>		<u><u>\$ (27,695,971)</u></u>

SEE ACCOMPANYING NOTES TO THE BASIC FINANCIAL STATEMENTS

**WEST CARROLLTON CITY SCHOOL DISTRICT  
MONTGOMERY COUNTY, OHIO**

STATEMENT OF REVENUES, EXPENDITURES AND CHANGES IN FUND BALANCES  
GOVERNMENTAL FUNDS  
FOR THE FISCAL YEAR ENDED JUNE 30, 2020

	<u>General</u>	<u>Bond Retirement</u>	<u>Building</u>	<u>Nonmajor Governmental Funds</u>	<u>Total Governmental Funds</u>
<b>Revenues:</b>					
From local sources:					
Property taxes . . . . .	\$ 18,443,276	\$ 1,238,134	\$ -	\$ 729,120	\$ 20,410,530
Payment in lieu of taxes . . . . .	237,811	-	-	-	237,811
Tuition . . . . .	1,980,832	-	-	-	1,980,832
Transportation fees . . . . .	6,447	-	-	-	6,447
Earnings on investments . . . . .	606,290	-	365,706	1,118	973,114
Charges for services . . . . .	-	-	-	281,330	281,330
Extracurricular . . . . .	68,672	-	-	117,405	186,077
Classroom materials and fees . . . . .	76,713	-	-	-	76,713
Rental income . . . . .	29,024	-	-	-	29,024
Contributions and donations . . . . .	14,600	-	-	15,650	30,250
Other local revenues . . . . .	102,540	-	-	32,326	134,866
Intergovernmental - state . . . . .	22,813,556	43,275	-	1,344,695	24,201,526
Intergovernmental - federal . . . . .	525,655	-	-	3,749,678	4,275,333
Total revenues . . . . .	<u>44,905,416</u>	<u>1,281,409</u>	<u>365,706</u>	<u>6,271,322</u>	<u>52,823,853</u>
<b>Expenditures:</b>					
Current:					
Instruction:					
Regular . . . . .	16,797,278	-	-	15,246	16,812,524
Special . . . . .	7,597,263	-	-	2,497,790	10,095,053
Vocational . . . . .	121,173	-	-	-	121,173
Other . . . . .	2,760,442	-	-	115,669	2,876,111
Support services:					
Pupil . . . . .	2,734,595	-	-	507,278	3,241,873
Instructional staff . . . . .	1,509,990	-	-	236,569	1,746,559
Board of education . . . . .	32,798	-	-	-	32,798
Administration . . . . .	3,000,102	-	-	-	3,000,102
Fiscal . . . . .	857,708	18,346	6,580	12,018	894,652
Business . . . . .	520,480	-	-	4,993	525,473
Operations and maintenance . . . . .	3,068,933	-	-	4,773	3,073,706
Pupil transportation . . . . .	2,153,741	-	-	162,880	2,316,621
Central . . . . .	128,917	-	-	-	128,917
Operation of non-instructional services:					
Other non-instructional services . . . . .	6,786	-	-	-	6,786
Food service operations . . . . .	-	-	-	1,618,943	1,618,943
Extracurricular activities . . . . .	677,096	-	-	120,437	797,533
Facilities acquisition and construction . . . . .	11,698	-	748,452	951,416	1,711,566
Debt service:					
Principal retirement . . . . .	140,000	9,200,000	-	-	9,340,000
Interest and fiscal charges . . . . .	40,425	374,340	-	-	414,765
Debt issuance costs . . . . .	94,141	-	324,831	-	418,972
Total expenditures . . . . .	<u>42,253,566</u>	<u>9,592,686</u>	<u>1,079,863</u>	<u>6,248,012</u>	<u>59,174,127</u>
Excess (deficiency) of revenues over (under) expenditures . . . . .	<u>2,651,850</u>	<u>(8,311,277)</u>	<u>(714,157)</u>	<u>23,310</u>	<u>(6,350,274)</u>
<b>Other financing sources:</b>					
Premium on bond and note issuance . . . . .	94,141	2,384,560	324,831	-	2,803,532
Issuance of bonds . . . . .	-	9,200,000	34,890,000	-	44,090,000
Proceeds from sale of assets . . . . .	7,553	-	-	-	7,553
Issuance of notes . . . . .	-	-	9,200,000	-	9,200,000
Total other financing sources . . . . .	<u>101,694</u>	<u>11,584,560</u>	<u>44,414,831</u>	<u>-</u>	<u>56,101,085</u>
Net change in fund balances . . . . .	2,753,544	3,273,283	43,700,674	23,310	49,750,811
<b>Fund balances at beginning of year (restated).</b>	<u>8,086,461</u>	<u>-</u>	<u>-</u>	<u>1,434,840</u>	<u>9,521,301</u>
<b>Fund balances at end of year . . . . .</b>	<u>\$ 10,840,005</u>	<u>\$ 3,273,283</u>	<u>\$ 43,700,674</u>	<u>\$ 1,458,150</u>	<u>\$ 59,272,112</u>

SEE ACCOMPANYING NOTES TO THE BASIC FINANCIAL STATEMENTS

**WEST CARROLLTON CITY SCHOOL DISTRICT  
MONTGOMERY COUNTY, OHIO**

**RECONCILIATION OF THE STATEMENT OF REVENUES, EXPENDITURES  
AND CHANGES IN FUND BALANCES OF GOVERNMENTAL FUNDS  
TO THE STATEMENT OF ACTIVITIES  
FOR THE FISCAL YEAR ENDED JUNE 30, 2020**

<b>Net change in fund balances - total governmental funds</b>	\$	49,750,811
<i>Amounts reported for governmental activities in the statement of activities are different because:</i>		
Governmental funds report capital outlays as expenditures. However, in the statement of activities, the cost of those assets is allocated over their estimated useful lives as depreciation expense.		
Capital asset additions	\$ 1,849,653	
Current year depreciation	(1,374,424)	
Total		475,229
Revenues in the statement of activities that do not provide current financial resources are not reported as revenues in the funds.		
Property taxes	(53,314)	
Other revenues	(101,832)	
Earnings on investments	34,154	
Intergovernmental	9,364	
Total		(111,628)
Repayment of bond and note principal is an expenditure in the governmental funds, but the repayment reduces long-term liabilities on the statement of net position.		
		9,340,000
Issuances of bonds and notes and premiums on the issuances are recorded as other financing sources in the funds; however, in the statement of activities, they are not reported as financing sources as they increase liabilities on the statement of net position.		
Issuance of bonds and notes	(53,290,000)	
Premium on bond and note issuance	(2,803,532)	
Total		(56,093,532)
In the statement of activities, interest is accrued on outstanding bonds, whereas in governmental funds, an interest expenditure is reported when due. The following items resulted in additional interest being reported in the statement of activities:		
(Increase) in accrued interest payable	(112,633)	
Amortization of bond premiums	25,294	
Total		(87,339)
Contractually required pension contributions are reported as expenditures in governmental funds; however, the statement of net position reports these amounts as deferred outflows.		
		3,784,301
Except for amounts reported as deferred inflows/outflows, changes in the net pension liability are reported as pension expense in the statement of activities.		
		(6,060,100)
Contractually required OPEB contributions are reported as expenditures in governmental funds; however, the statement of net position reports these amounts as deferred outflows.		
		118,350
Except for amounts reported as deferred inflows/outflows, changes in the net OPEB liability and asset are reported as OPEB expense in the statement of activities.		
		990,489
Some expenses reported in the statement of activities, such as long-term compensated absences, do not require the use of current financial resources and therefore are not reported as expenditures in governmental funds.		
		(171,806)
<b>Change in net position of governmental activities</b>	\$	1,934,775

SEE ACCOMPANYING NOTES TO THE BASIC FINANCIAL STATEMENTS

**WEST CARROLLTON CITY SCHOOL DISTRICT  
MONTGOMERY COUNTY, OHIO**

STATEMENT OF REVENUES, EXPENDITURES AND CHANGES IN  
FUND BALANCE - BUDGET AND ACTUAL (NON-GAAP BUDGETARY BASIS)  
GENERAL FUND  
FOR THE FISCAL YEAR ENDED JUNE 30, 2020

	<u>Budgeted Amounts</u>			<b>Variance with Final Budget Positive (Negative)</b>
	<u>Original</u>	<u>Final</u>	<u>Actual</u>	
<b>Revenues:</b>				
From local sources:				
Property taxes . . . . .	\$ 17,925,000	\$ 18,095,000	\$ 18,537,450	\$ 442,450
Tuition . . . . .	1,857,000	1,757,000	1,980,832	223,832
Transportation fees . . . . .	17,000	17,000	6,447	(10,553)
Earnings on investments . . . . .	230,000	230,000	317,929	87,929
Extracurricular . . . . .	22,600	22,600	16,752	(5,848)
Rental income . . . . .	30,000	30,000	31,310	1,310
Contributions and donations . . . . .	-	-	12,224	12,224
Other local revenues . . . . .	228,400	228,400	376,006	147,606
Intergovernmental - state . . . . .	24,173,000	23,373,000	22,818,169	(554,831)
Intergovernmental - federal . . . . .	450,000	450,000	469,231	19,231
<b>Total revenues . . . . .</b>	<u>44,933,000</u>	<u>44,203,000</u>	<u>44,566,350</u>	<u>363,350</u>
<b>Expenditures:</b>				
Current:				
Instruction:				
Regular . . . . .	17,477,107	17,294,344	16,862,259	432,085
Special . . . . .	6,866,411	6,864,866	7,470,922	(606,056)
Vocational . . . . .	128,727	120,187	119,613	574
Other . . . . .	2,730,788	2,673,796	2,845,643	(171,847)
Support services:				
Pupil . . . . .	3,171,792	2,726,658	2,743,576	(16,918)
Instructional staff . . . . .	1,473,995	1,470,206	1,474,888	(4,682)
Board of education . . . . .	39,462	37,462	32,893	4,569
Administration . . . . .	3,337,197	3,328,683	3,064,247	264,436
Fiscal . . . . .	892,782	881,948	863,450	18,498
Business . . . . .	595,621	594,387	528,970	65,417
Operations and maintenance . . . . .	3,655,061	3,680,161	3,239,888	440,273
Pupil transportation . . . . .	2,582,404	2,545,659	2,239,044	306,615
Central . . . . .	127,281	127,281	128,476	(1,195)
Operation of non-instructional services . . . . .	10,457	10,457	7,273	3,184
Extracurricular activities . . . . .	656,023	648,674	668,041	(19,367)
Facilities acquisition and construction . . . . .	19,565	26,565	14,386	12,179
Debt service:				
Principal . . . . .	140,000	140,000	140,000	-
Interest and fiscal charges . . . . .	2,800	2,800	2,451	349
Debt issuance costs . . . . .	-	-	94,141	(94,141)
<b>Total expenditures . . . . .</b>	<u>43,907,473</u>	<u>43,174,134</u>	<u>42,540,161</u>	<u>633,973</u>
Excess of revenues over expenditures . . . . .	<u>1,025,527</u>	<u>1,028,866</u>	<u>2,026,189</u>	<u>997,323</u>
<b>Other financing sources (uses):</b>				
Refund of prior year's expenditures . . . . .	120,000	120,000	198,745	78,745
Refund of prior year's receipts . . . . .	(1,400)	(1,400)	-	1,400
Advances (out) . . . . .	-	(555,000)	(555,000)	-
Premium on bond and note issuance . . . . .	-	-	94,141	94,141
Sale of capital assets . . . . .	-	-	7,553	7,553
<b>Total other financing sources (uses) . . . . .</b>	<u>118,600</u>	<u>(436,400)</u>	<u>(254,561)</u>	<u>181,839</u>
Net change in fund balance . . . . .	1,144,127	592,466	1,771,628	1,179,162
<b>Fund balance at beginning of year . . . . .</b>	10,844,968	10,844,968	10,844,968	-
<b>Prior year encumbrances appropriated . . . . .</b>	725,111	725,111	725,111	-
<b>Fund balance at end of year . . . . .</b>	<u>\$ 12,714,206</u>	<u>\$ 12,162,545</u>	<u>\$ 13,341,707</u>	<u>\$ 1,179,162</u>

SEE ACCOMPANYING NOTES TO THE BASIC FINANCIAL STATEMENTS

**WEST CARROLLTON CITY SCHOOL DISTRICT  
MONTGOMERY COUNTY, OHIO**

STATEMENT OF CHANGES IN FIDUCIARY NET POSITION  
FIDUCIARY FUNDS  
FOR THE FISCAL YEAR ENDED JUNE 30, 2020

	<b>Custodial</b>
<b>Additions:</b>	
Extracurricular collections for OHSAA . . . . .	\$ 1,983
Total additions. . . . .	1,983
 <b>Deductions:</b>	
Extracurricular distributions to OHSAA. . . . .	1,983
Total deductions . . . . .	1,983
 <b>Net position at beginning of year (restated) . . . . .</b>	<b>-</b>
<b>Net position at end of year . . . . .</b>	<b>\$ -</b>

SEE ACCOMPANYING NOTES TO THE BASIC FINANCIAL STATEMENTS

**WEST CARROLLTON CITY SCHOOL DISTRICT  
MONTGOMERY COUNTY, OHIO**

**NOTES TO THE BASIC FINANCIAL STATEMENTS  
FOR THE FISCAL YEAR ENDED JUNE 30, 2020**

**NOTE 1 - DESCRIPTION OF THE SCHOOL DISTRICT**

The West Carrollton City School District (the "District") is a political body incorporated and established for the purpose of exercising the rights and privileges conveyed to it by the constitution and laws of the State of Ohio. The District is a city district as defined by Ohio Revised Code Section 3311.02. The District operates under an elected Board of Education and is responsible for the provision of public education to residents of the District.

The District employs 199 non-certified and 274 certified employees to provide services to approximately 3,467 students in grades K through 12.

Management believes the financial statements included in this report represent all of the funds of the District for which the Board of Education has fiscal responsibility.

**NOTE 2 - SUMMARY OF SIGNIFICANT ACCOUNTING POLICIES**

The basic financial statements of the District have been prepared in conformity with accounting principles generally accepted in the United States of America (GAAP) as applied to governmental units. The Governmental Accounting Standards Board (GASB) is the accepted standard-setting body for establishing governmental accounting and financial reporting principles. The District's significant accounting policies are described below.

**A. Reporting Entity**

The reporting entity has been defined in accordance with GASB Statement No. 14, "The Financial Reporting Entity" as amended by GASB Statement No. 39, "Determining Whether Certain Organizations Are Component Units" and GASB Statement No. 61, "The Financial Reporting Entity: Omnibus an Amendment of GASB Statements No. 14 and No. 34". The reporting entity is composed of the primary government and component units. The primary government consists of all funds, departments, boards and agencies that are not legally separate from the District. For the District, this includes general operations, food service, and student related activities of the District.

Component units are legally separate organizations for which the District is financially accountable. The District is financially accountable for an organization if the District appoints a voting majority of the organization's Governing Board and (1) the District is able to significantly influence the programs or services performed or provided by the organization; or (2) the District is legally entitled to or can otherwise access the organization's resources; or (3) the District is legally obligated or has otherwise assumed the responsibility to finance the deficits of, or provide financial support to, the organization; or (4) the District is obligated for the debt of the organization. Component units may also include organizations that are fiscally dependent on the District in that the District approves the budget, the issuance of debt or the levying of taxes. Certain organizations are also included as component units if the nature and significance of the relationship between the primary government and the organization is such that exclusion by the primary government would render the primary government's financial statements incomplete or misleading. Based upon the application of these criteria, the District has no component units.

**WEST CARROLLTON CITY SCHOOL DISTRICT  
MONTGOMERY COUNTY, OHIO**

NOTES TO THE BASIC FINANCIAL STATEMENTS  
FOR THE FISCAL YEAR ENDED JUNE 30, 2020

**NOTE 2 - SUMMARY OF SIGNIFICANT ACCOUNTING POLICIES - (Continued)**

The following organizations are described due to their relationship to the District:

*JOINTLY GOVERNED ORGANIZATIONS*

Miami Valley Career Technology Center

The Miami Valley Career Technology Center is a separate body politic and corporate, established by the Ohio Revised Code (ORC) to provide for the vocational and special education needs of its students. The Board of Education is comprised of 19 members elected from the 16 participating school districts and educational service centers. The school accepts non-tuition students from the District as a member school, however, it is considered to be a separate political subdivision and not part of the District. Financial information is available from Matt Huffman, Treasurer, at 6800 Hoke Road, Englewood, Ohio 45315.

Southwestern Ohio Educational Purchasing Council (SOEPC)

The District participates in the Southwestern Ohio Educational Purchasing Council (SOEPC), a purchasing council made up of 132 school districts and educational service centers in 18 counties. The purpose of the cooperative is to obtain lower prices for supplies and materials commonly used by the member districts. The members are obligated to pay all fees, charges and assessments as established by SOEPC. Each member district has one voting representative. Title to any and all equipment and supplies purchased by SOEPC is held in trust for the member districts by the fiscal agent. Any district withdrawing from SOEPC shall forfeit its claim to any and all SOEPC assets. One year of prior notice is necessary for withdrawal from the group. During this time, the withdrawing member is liable for all member obligations. The Board exercises total control over the operations of the coalition including budgeting, appropriating, contracting and designating management. Each District's degree of control is limited to its representation on the Board. Payments to SOEPC are made from the District's general fund. The District paid SOEPC \$1,497 during fiscal year 2020. Financial information is available from SOEPC by contacting Ken Swink, Director, at 303 Corporate Center Dr., Suite 208, Vandalia, Ohio 45377.

Metropolitan Educational Technology Association (META) Solutions

META is an educational solutions partner providing services across Ohio. META provides cost-effective fiscal, network, technology and student services, a purchasing cooperative, and other individual services based on each client's needs. The governing board of META consists of a president, vice president and six board members who represent the members of META. The Board works with META's Chief Executive Officer, Chief Operating Officer, and Chief Financial Officer to manage operations and ensure the continued progress of the organization's mission, vision, and values. The Board exercises total control over the operations of the Association including budgeting, appropriating, contracting and designating management. Each District's degree of control is limited to its representation on the Board. The District paid META \$64,284 for services provided during the fiscal year. Financial information can be obtained from Ashley Widby, who serves as Chief Financial Officer, at 100 Executive Drive, Marion, Ohio 43302.

**B. Fund Accounting**

The District uses funds to maintain its financial records during the year. Fund accounting is designed to demonstrate legal compliance and to aid management by segregating transactions related to certain District functions or activities. A fund is defined as a fiscal and accounting entity with a self balancing set of accounts. There are three categories of funds: governmental, proprietary and fiduciary.



**WEST CARROLLTON CITY SCHOOL DISTRICT  
MONTGOMERY COUNTY, OHIO**

**NOTES TO THE BASIC FINANCIAL STATEMENTS  
FOR THE FISCAL YEAR ENDED JUNE 30, 2020**

**NOTE 2 - SUMMARY OF SIGNIFICANT ACCOUNTING POLICIES - (Continued)**

*GOVERNMENTAL FUNDS*

Governmental funds are those through which most governmental functions typically are financed. Governmental fund reporting focuses on the sources, uses and balances of current financial resources. Expendable assets are assigned to the various governmental funds according to the purposes for which they may or must be used. Current liabilities are assigned to the fund from which they will be paid. The difference between governmental fund assets plus deferred outflows of resources and liabilities plus deferred inflows of resources is reported as fund balance. The following are the District's major governmental funds:

*General fund* - The general fund is used to account for and report all financial resources not accounted for and reported in another fund. The general fund balance is available for any purpose provided it is expended or transferred according to the general laws of Ohio.

*Bond retirement fund* - This fund is used to account for the proceeds of a voted property tax levy that are restricted for debt service payments on the District's general obligation debt.

*Building fund* - This fund is used to account for the receipt and expenditure of all special bond funds in the District. These resources are restricted to expenditures for the acquisition, construction, or improvement of capital facilities and other capital assets.

Other governmental funds of the District are used to account for (a) financial resources that are restricted, committed, or assigned to expenditures for capital outlays including the acquisition or construction of capital facilities and other capital assets, and (b) specific revenue sources that are restricted or committed to an expenditure for specified purposes other than debt service or capital projects.

*PROPRIETARY FUNDS*

Proprietary funds are used to account for the District's ongoing activities which are similar to those often found in the private sector. The District has no proprietary funds.

*FIDUCIARY FUNDS*

Fiduciary fund reporting focuses on net position and changes in net position. The fiduciary fund category is split into four classifications: pension trust funds, investment trust funds, private-purpose trust funds and custodial funds. Trust funds are used to account for assets held by the District under a trust agreement for individuals, private organizations, or other governments and are therefore not available to support the District's own programs. The District has no trust funds. Custodial funds are used to report fiduciary activities that are not required to be reported in a trust fund. The District's custodial fund accounts for tournament monies collected on behalf of the Ohio High School Athletics Association (OHSAA).

**C. Basis of Presentation and Measurement Focus**

The District's basic financial statements consist of government-wide statements, including a statement of net position and a statement of activities, and fund financial statements which provide a more detailed level of financial information.

**WEST CARROLLTON CITY SCHOOL DISTRICT  
MONTGOMERY COUNTY, OHIO**

NOTES TO THE BASIC FINANCIAL STATEMENTS  
FOR THE FISCAL YEAR ENDED JUNE 30, 2020

**NOTE 2 - SUMMARY OF SIGNIFICANT ACCOUNTING POLICIES - (Continued)**

Government-Wide Financial Statements - The statement of net position and the statement of activities display information about the District as a whole. These statements include the financial activities of the primary government except for fiduciary funds. Internal service fund operating activity is eliminated to avoid overstatement of revenues and expenses. The District has no business-type activities so the statements only report governmental activities of the District. The statement of net position presents the financial condition of the governmental activities of the District at year-end.

The government-wide statement of activities presents a comparison between direct expenses and program revenues for each function or program of the governmental activities of the District. Direct expenses are those that are specifically associated with a service, program or department and therefore clearly identifiable to a particular function. Program revenues include amounts paid by the recipient of goods or services offered by the program and grants and contributions that are restricted to meeting the operational or capital requirements of a particular program. Revenues not classified as program revenues are presented as general revenues of the District. The comparison of direct expenses with program revenues identifies the extent to which each governmental function is self-financing or draws from the general revenues of the District.

The government-wide financial statements are prepared using the economic resources measurement focus. All assets, deferred outflows of resources, liabilities, and deferred inflows of resources associated with the operation of the District are included on the statement of net position. Fiduciary funds are not included in entity-wide statements.

Fund Financial Statements - Fund financial statements report detailed information about the District. The focus of governmental fund financial statements is on major funds rather than reporting funds by type. Each major fund is presented in a separate column, and all nonmajor funds are aggregated into one column. The internal service fund is presented in a single column on the face of the proprietary fund statements. Fiduciary funds are reported by fund type.

All governmental funds are accounted for using a flow of current financial resources measurement focus. With this measurement focus, only current assets, current deferred outflows of resources, current liabilities and current deferred inflows of resources generally are included on the balance sheet. The statement of revenues, expenditures and changes in fund balances reports on the sources (i.e., revenues and other financing sources) and uses (i.e., expenditures and other financing uses) of current financial resources. This approach differs from the manner in which the governmental activities of the government-wide financial statements are prepared. Governmental fund financial statements, therefore, include a reconciliation with brief explanations to better identify the relationship between the government-wide statements and the statements for governmental funds.

Custodial funds are reported using the economic resources measurement focus, in which all assets, liabilities, and deferred inflows/outflows of resources are reported.

**D. Basis of Accounting**

Basis of accounting determines when transactions are recorded in the financial records and reported on the financial statements. Government-wide financial statements are prepared using the accrual basis of accounting. Governmental funds use the modified accrual basis of accounting. Proprietary and fiduciary funds also use the accrual basis of accounting. Differences in the accrual and modified accrual basis of accounting arise in the recognition of revenue, the recording of deferred inflows of resources, and in the presentation of expenses versus expenditures.

**WEST CARROLLTON CITY SCHOOL DISTRICT  
MONTGOMERY COUNTY, OHIO**

NOTES TO THE BASIC FINANCIAL STATEMENTS  
FOR THE FISCAL YEAR ENDED JUNE 30, 2020

**NOTE 2 - SUMMARY OF SIGNIFICANT ACCOUNTING POLICIES - (Continued)**

Revenues - Exchange and Nonexchange Transactions - Revenues resulting from exchange transactions, in which each party gives and receives essentially equal value, are recorded on the accrual basis when the exchange takes place. On a modified accrual basis, revenue is recorded in the fiscal year in which the resources are measurable and become available. Available means that the resources will be collected within the current fiscal year or are expected to be collected soon enough thereafter to be used to pay liabilities of the current fiscal year. For the District, available means expected to be received within sixty days of fiscal year end.

Nonexchange transactions, in which the District receives value without directly giving equal value in return, include property taxes, payment in lieu of taxes, grants, entitlements and donations. On an accrual basis, revenue from property taxes is recognized in the fiscal year for which the taxes are levied (See Note 5). Revenue from grants, entitlements and donations is recognized in the fiscal year in which all eligibility requirements have been satisfied. Eligibility requirements include timing requirements, which specify the year when the resources are required to be used or the fiscal year when use is first permitted, matching requirements, in which the District must provide local resources to be used for a specified purpose, and expenditure requirements, in which the resources are provided to the District on a reimbursement basis. On a modified accrual basis, revenue from nonexchange transactions must also be available before it can be recognized.

Under the modified accrual basis, the following revenue sources are considered to be both measurable and available at fiscal year end; property taxes and payments in lieu of taxes available as an advance, interest, tuition, grants, student fees and rentals.

Deferred Outflows of Resources and Deferred Inflows of Resources - In addition to assets, the government-wide statement of net position will report a separate section for deferred outflows of resources. Deferred outflows of resources, represents a consumption of net position that applies to a future period and will not be recognized as an outflow of resources (expense/expenditure) until then. See Note 11 and Note 12 for deferred outflows of resources related the District's net pension liability and net OPEB liability/asset.

In addition to liabilities, both the government-wide statement of net position and the governmental fund financial statements report a separate section for deferred inflows of resources. Deferred inflows of resources represent an acquisition of net position that applies to a future period and will not be recognized as an inflow of resources (revenue) until that time. For the District, deferred inflows of resources include property taxes, payments in lieu of taxes and unavailable revenue. Property taxes and payments in lieu of taxes represent amounts for which there is an enforceable legal claim as of June 30, 2020, but which were levied to finance fiscal year 2021 operations. These amounts have been recorded as a deferred inflow of resources on both the government-wide statement of net position and the governmental fund financial statements. Unavailable revenue is reported only on the governmental funds balance sheet, and represents receivables which will not be collected within the available period. For the District unavailable revenue includes, but is not limited to, delinquent property taxes, accrued interest and intergovernmental grants. These amounts are deferred and recognized as an inflow of resources in the period the amounts become available.

See Note 11 and Note 12 for deferred inflows of resources related to the District's net pension liability and net OPEB liability/asset. This deferred inflow of resources is only reported on the government-wide statement of net position.

**WEST CARROLLTON CITY SCHOOL DISTRICT  
MONTGOMERY COUNTY, OHIO**

NOTES TO THE BASIC FINANCIAL STATEMENTS  
FOR THE FISCAL YEAR ENDED JUNE 30, 2020

**NOTE 2 - SUMMARY OF SIGNIFICANT ACCOUNTING POLICIES - (Continued)**

Expenses/Expenditures - On the accrual basis of accounting, expenses are recognized at the time they are incurred. The entitlement value of donated commodities received during the year is reported in the fund financial statements as an expenditure with a like amount reported as intergovernmental revenue.

The measurement focus of governmental fund accounting is on decreases in net financial resources (expenditures) rather than expenses. Expenditures are generally recognized in the accounting period in which the related fund liability is incurred, if measurable. Allocations of cost, such as depreciation and amortization, are not recognized in governmental funds. However, debt service expenditures, as well as expenditures related to compensated absences, are recorded only when payment is due.

**E. Budgets**

All funds, except custodial funds, are legally required to be budgeted and appropriated. Short-term interfund loans are not required to be budgeted since they represent a temporary cash flow resource and are to be repaid. However, the District elected to budget these temporary resources anyway. The major documents prepared are the tax budget, the appropriations resolution and the certificate of estimated resources which are prepared on the budgetary basis of accounting. The tax budget demonstrates a need for existing or increased tax rates. The certificate of estimated resources establishes a limit on the amount that the Board of Education may appropriate. The appropriation resolution is the Board's authorization to spend resources and sets annual limits on expenditures at the level of control selected by the Board. The legal level of control has been established by the Board at the fund level of expenditures. Any budgetary modifications at this level may only be made by resolution of the Board of Education.

The certificate of estimated resources may be amended during the year if projected increases or decreases in revenue are identified by the District Treasurer. The amounts reported as the original budgeted amounts in the budgetary statements reflect the amounts in the certificate when the original appropriations were adopted. The amounts reported as the final budgeted amounts in the budgetary statement reflect the amounts in the amended certificate that was in effect at the time the final appropriations were passed by the Board of Education.

The appropriation resolution is subject to amendment by the Board throughout the year with the restriction that appropriations may not exceed estimated resources. The amounts reported as the original budgeted amounts reflect the first appropriation for that fund that covered the entire fiscal year, including amounts automatically carried over from prior years. The amounts reported as the final budgeted amounts represent the final appropriation amounts passed by the Board during the year.

At the close of each fiscal year, the unencumbered balance of each appropriation reverts to the respective fund from which it was appropriated and becomes subject to future appropriation. Encumbered appropriations are carried forward to the succeeding fiscal year and are not reappropriated.

**F. Cash and Investments**

To improve cash management, cash received by the District is pooled. Monies for all funds are maintained in this pool. Individual fund integrity is maintained through the District's records. Each fund's interest in the pool is presented as "equity in pooled cash and investments" on the financial statements.

**WEST CARROLLTON CITY SCHOOL DISTRICT  
MONTGOMERY COUNTY, OHIO**

**NOTES TO THE BASIC FINANCIAL STATEMENTS  
FOR THE FISCAL YEAR ENDED JUNE 30, 2020**

**NOTE 2 - SUMMARY OF SIGNIFICANT ACCOUNTING POLICIES - (Continued)**

During fiscal year 2020, investments were limited to U.S. Government Agency Notes, U.S. Government Agency Discount Notes, negotiable certificates of deposit (CDs), commercial paper, bankers' acceptance notes, municipal bonds, U.S. Government money market funds, and accounts with the State Treasury Asset Reserve of Ohio (STAR Ohio).

STAR Ohio is an investment pool managed by the State Treasurer's Office which allows governments within the State to pool their funds for investment purposes. STAR Ohio is not registered with the SEC as an investment company, but has adopted Governmental Accounting Standards Board (GASB), Statement No. 79, "Certain External Investment Pools and Pool Participants." The District measures its investment in STAR Ohio at the net asset value (NAV) per share provided by STAR Ohio. The NAV per share is calculated on an amortized cost basis that provides an NAV per share that approximates fair value.

For fiscal year 2020, there were no limitations or restrictions on any participant withdrawals due to redemption notice periods, liquidity fees, or redemption gates. However, notice must be given 24 hours in advance of all deposits and withdrawals exceeding \$25 million. STAR Ohio reserves the right to limit the transaction to \$100 million, requiring the excess amount to be transacted the following business day(s), but only to the \$100 million limit. All accounts of the participant will be combined for these purposes.

Except for nonparticipating investment contracts, investments are reported at fair value which is based on quoted market prices. Nonparticipating investment contracts, such as non-negotiable certificates of deposit, are reported at cost.

Under existing Ohio statute, interest earnings are assigned to the general fund unless the Board of Education has, by resolution, specified funds to receive an allocation of interest earnings. Interest revenue credited to the general fund during fiscal year 2020 amounted to \$606,290 which includes \$127,054 assigned from other District funds.

For purposes of presentation on the statement of net position, investments of the cash management pool and investments with original maturities of three months or less at the time they are purchased by the District are considered to be cash equivalents. Investments with an initial maturity of more than three months are reported as investments.

An analysis of the District's investment account at year end is provided in Note 4.

**G. Inventory**

On government-wide and fund financial statements, purchased inventories are presented at the lower of cost or market and donated commodities are presented at their entitlement value. Inventories are recorded on a first-in, first-out basis and are expensed when used. Inventories are accounted for using the consumption method which means that the costs of inventory items are recorded as expenditures in the governmental funds when consumed.

Inventory consists of expendable supplies held for consumption, donated food, purchased food and non-food supplies.

**WEST CARROLLTON CITY SCHOOL DISTRICT  
MONTGOMERY COUNTY, OHIO**

NOTES TO THE BASIC FINANCIAL STATEMENTS  
FOR THE FISCAL YEAR ENDED JUNE 30, 2020

**NOTE 2 - SUMMARY OF SIGNIFICANT ACCOUNTING POLICIES - (Continued)**

**H. Capital Assets**

General capital assets are those assets specifically related to governmental activities. These assets result from expenditures in the governmental funds. These assets are reported in the governmental activities column of the government-wide statement of net position, but are not reported in the fund financial statements.

All capital assets are capitalized at cost (or estimated historical cost) and updated for additions and disposals during the year. Donated capital assets are recorded at their acquisition value. The District maintains a capitalization threshold of \$5,000. The District does not possess any infrastructure. Improvements are capitalized; the costs of normal maintenance and repairs that do not add to the value of the asset or materially extend an asset's life are not.

All reported capital assets except land and construction in progress are depreciated. Improvements are depreciated over the remaining useful lives of the related capital assets. Depreciation is computed using the straight-line method over the following useful lives:

Description	Governmental Activities <u>Estimated Lives</u>
Land improvements	5 - 20
Buildings and improvements	5 - 40
Furniture and equipment	5 - 20
Vehicles	8 - 15

**I. Interfund Balances**

On fund financial statements, receivables and payables resulting from short-term interfund loans are classified as "interfund loans receivable/payable" or "due to/from other funds". These amounts are eliminated in the governmental activities column on the statement of net position.

**J. Compensated Absences**

The District reports compensated absences in accordance with the provisions of GASB No. 16, "Accounting for Compensated Absences". Vacation benefits are accrued as a liability as the benefits are earned if the employee's rights to receive compensation are attributable to services already rendered and it is probable that the District will compensate the employees for the benefits through paid time off or some other means. Sick leave benefits are accrued as a liability using the "vesting method". A liability for sick leave is based on the sick leave accumulated at the balance sheet date by those employees who are currently eligible to receive termination (severance) payments, as well as those employees expected to become eligible in the future. For purposes of establishing a liability for this future severance eligibility, all employees at least 50 years of age with at least 10 years of service or 20 years of service at any age were included. The entire compensated absence liability is reported on the government-wide financial statements.

For governmental fund financial statements, compensated absences are recognized as liabilities and expenditures as payments come due each period upon the occurrence of employee resignations and retirements.

**WEST CARROLLTON CITY SCHOOL DISTRICT  
MONTGOMERY COUNTY, OHIO**

NOTES TO THE BASIC FINANCIAL STATEMENTS  
FOR THE FISCAL YEAR ENDED JUNE 30, 2020

**NOTE 2 - SUMMARY OF SIGNIFICANT ACCOUNTING POLICIES - (Continued)**

**K. Unamortized Premium/Accounting Gain or Loss**

Premiums are deferred and accreted over the term of the debt. Premiums are presented as an addition to the face amount of the debt. On the governmental fund financial statements, premiums are recognized in the current period. A reconciliation between the bonds' face value and the amount reported on the statement of net position is presented in Note 8.

**L. Accrued Liabilities and Long-Term Obligations**

All payables, accrued liabilities and long-term obligations are reported in the government-wide financial statements.

In general, governmental fund payables and accrued liabilities that, once incurred, are paid in a timely manner and in full from current financial resources, are reported as obligations of the funds. However, compensated absences and claims and judgments payable that will be paid from governmental funds are reported as a liability in the fund financial statements only to the extent that they are due for payment during the current year. Bonds are recognized on the fund financial statements when due. Net pension/OPEB liability should be recognized in the governmental funds to the extent that benefit payments are due and payable and the pension/OPEB plan's fiduciary net position is not sufficient for payment of those benefits.

**M. Fund Balance**

Fund balance is divided into five classifications based primarily on the extent to which the District is bound to observe constraints imposed upon the use of the resources in the governmental funds. The classifications are as follows:

*Nonspendable* - The nonspendable fund balance classification includes amounts that cannot be spent because they are not in spendable form or legally required to be maintained intact. The "not in spendable form" criterion includes items that are not expected to be converted to cash.

*Restricted* - Fund balance is reported as restricted when constraints are placed on the use of resources that are either externally imposed by creditors (such as through debt covenants), grantors, contributors, or laws or regulations of other governments, or imposed by law through constitutional provisions or enabling legislation.

*Committed* - The committed fund balance classification includes amounts that can be used only for the specific purposes imposed by a formal action (resolution) of the District Board of Education (the highest level of decision making authority). Those committed amounts cannot be used for any other purpose unless the District Board of Education removes or changes the specified use by taking the same type of action (resolution) it employed to previously commit those amounts. Committed fund balance also incorporates contractual obligations to the extent that existing resources in the fund have been specifically committed for use in satisfying those contractual requirements.

**WEST CARROLLTON CITY SCHOOL DISTRICT  
MONTGOMERY COUNTY, OHIO**

NOTES TO THE BASIC FINANCIAL STATEMENTS  
FOR THE FISCAL YEAR ENDED JUNE 30, 2020

**NOTE 2 - SUMMARY OF SIGNIFICANT ACCOUNTING POLICIES - (Continued)**

Assigned - Amounts in the assigned fund balance classification are intended to be used by the District for specific purposes but do not meet the criteria to be classified as restricted nor committed. In governmental funds other than the general fund, assigned fund balance represents the remaining amount that is not restricted or committed. In the general fund, assigned amounts represent intended uses established by policies of the District Board of Education, which includes giving the Treasurer the authority to constrain monies for intended purposes.

Unassigned - Unassigned fund balance is the residual classification for the general fund and includes all spendable amounts not contained in the other classifications. In other governmental funds, the unassigned classification is only used to report a deficit fund balance resulting from overspending for specific purposes for which amounts had been restricted, committed, or assigned.

The District applies restricted resources first when expenditures are incurred for purposes for which restricted and unrestricted (committed, assigned, and unassigned) fund balance is available. Similarly, within unrestricted fund balance, committed amounts are reduced first followed by assigned, and then unassigned amounts when expenditures are incurred for purposes for which amounts in any of the unrestricted fund balance classifications could be used.

**N. Net Position**

Net position represents the difference between assets and deferred outflows and liabilities and deferred inflows. The net position component “net investment in capital assets,” consists of capital assets, net of accumulated depreciation, reduced by the outstanding balances of any borrowing used for the acquisition, construction or improvement of those assets. Deferred outflows of resources and deferred inflows of resources that are attributable to the acquisition, construction or improvement of those assets or related debt also should be included in this component of net position. Net position is reported as restricted when there are limitations imposed on its use either through the enabling legislation adopted by the District or through external restrictions imposed by creditors, grantors or laws or regulations of other governments.

The District applies restricted resources first when an expense is incurred for purposes for which both restricted and unrestricted net position is available.

**O. Prepayments**

Certain payments to vendors reflect the costs applicable to future accounting periods and are recorded as prepaid items in both government-wide and fund financial statements. These items are reported as assets using the consumption method. A current asset for the prepaid amounts is recorded at the time of the purchase and the expenditure/expense is reported in the year in which services are consumed. At fiscal year end, because prepayments are not available to finance future governmental fund expenditures, the fund balance is nonspendable on the fund financial statements by an amount equal to the carrying value of the asset.

**P. Estimates**

The preparation of the basic financial statements in conformity with GAAP requires management to make estimates and assumptions that affect the amounts reported in the basic financial statements and accompanying notes. Actual results may differ from those estimates.



**WEST CARROLLTON CITY SCHOOL DISTRICT  
MONTGOMERY COUNTY, OHIO**

**NOTES TO THE BASIC FINANCIAL STATEMENTS  
FOR THE FISCAL YEAR ENDED JUNE 30, 2020**

**NOTE 2 - SUMMARY OF SIGNIFICANT ACCOUNTING POLICIES - (Continued)**

**Q. Interfund Activity**

Exchange transactions between funds are reported as revenues in the seller funds and as expenditures/expenses in the purchaser funds. Flows of cash or goods from one fund to another without a requirement for repayment are reported as interfund transfers. Interfund transfers are reported as other financing sources/uses in governmental funds. Repayments from funds responsible for particular expenditures/expenses to the funds that initially paid for them are not presented on the basic financial statements. Interfund activity between governmental funds is eliminated in the statement of activities.

**R. Pensions/Other Postemployment Benefits (OPEB)**

For purposes of measuring the net pension/OPEB liability, net OPEB asset, deferred outflows of resources and deferred inflows of resources related pensions/OPEB, and pension/OPEB expense, information about the fiduciary net position of the pension/OPEB plans and additions to/deductions from their fiduciary net position have been determined on the same basis as they are reported by the pension/OPEB plan. For this purpose, benefit payments (including refunds of employee contributions) are recognized when due and payable in accordance with the benefit terms. The pension/OPEB plans report investments at fair value.

**S. Extraordinary and Special Items**

Extraordinary items are transactions or events that are both unusual in nature and infrequent in occurrence. Special items are transactions or events that are within the control of the Board of Education and that are either unusual in nature or infrequent in occurrence. Neither type of transaction occurred during fiscal year 2020.

**T. Fair Value**

The District categorizes its fair value measurements within the fair value hierarchy established by generally accepted accounting principles. The hierarchy is based on the valuation inputs used to measure the fair value of the asset. Level 1 inputs are quoted prices in active markets for identical assets; Level 2 inputs are significant other observable inputs; Level 3 inputs are significant unobservable inputs.

**NOTE 3 - ACCOUNTABILITY AND COMPLIANCE**

**A. Change in Accounting Principles**

For fiscal year 2020, the District has implemented GASB Statement No. 84, "*Fiduciary Activities*" and GASB Statement No. 90, "*Majority Equity Interests - an amendment to GASB Statements No. 14 and No. 61*".

GASB Statement No. 84 establishes specific criteria for identifying activities that should be reported as fiduciary activities and clarifies whether and how business-type activities should report their fiduciary activities. Due to the implementation of GASB Statement No. 84, the District will no longer be reporting agency funds or private purpose trust funds. The District reviewed its fiduciary funds and certain funds will be reported in the new fiduciary classification of custodial funds, while other funds have been reclassified as governmental funds. These fund reclassifications resulted in the restatement of the District's financial statements.

**WEST CARROLLTON CITY SCHOOL DISTRICT  
MONTGOMERY COUNTY, OHIO**

NOTES TO THE BASIC FINANCIAL STATEMENTS  
FOR THE FISCAL YEAR ENDED JUNE 30, 2020

**NOTE 3 - ACCOUNTABILITY AND COMPLIANCE - (Continued)**

GASB Statement No. 90 improves the consistency and comparability of reporting a government's majority equity interest in a legally separate organization and improves the relevance of financial statement information for certain component units. It defines a majority equity interest and specifies that a majority equity interest in a legally separate organization should be reported as an investment if a government's holding of the equity interest meets the definition of an investment. The implementation of GASB Statement No. 90 did not have an effect on the financial statements of the District.

**B. Restatement of Net Position and Fund Balances**

The implementation of GASB 84 had the following effect on fund balance as reported at June 30, 2019:

	General	Other Governmental Funds	Total Governmental Funds
Fund Balance as previously reported	\$ 8,086,461	\$ 1,307,154	\$ 9,393,615
GASB Statement No. 84	-	127,686	127,686
Restated Fund Balance, at June 30, 2019	<u>\$ 8,086,461</u>	<u>\$ 1,434,840</u>	<u>\$ 9,521,301</u>

The implementation of the GASB 84 pronouncement had the following effect on the net position as reported at June 30, 2019:

	Governmental Activities
Net position as previously reported	\$ (29,758,782)
GASB Statement No. 84	<u>128,036</u>
Restated net position at June 30, 2019	<u>\$ (29,630,746)</u>

Due to the implementation of GASB Statement No.84, the new classification of custodial funds is reporting a beginning net position of \$0. Also, related to the implementation of GASB Statement No. 84, the District will no longer be reporting agency funds or private purpose trust funds. At June 30, 2019, agency funds reported assets and liabilities of \$52,794 and private purpose trust funds reported net position of \$75,242.

**WEST CARROLLTON CITY SCHOOL DISTRICT  
MONTGOMERY COUNTY, OHIO**

**NOTES TO THE BASIC FINANCIAL STATEMENTS  
FOR THE FISCAL YEAR ENDED JUNE 30, 2020**

**NOTE 3 - ACCOUNTABILITY AND COMPLIANCE - (Continued)**

**C. Deficit Fund Balances**

Fund balances at June 30, 2020 included the following individual fund deficits:

<u>Nonmajor funds</u>	<u>Deficit</u>
Miscellaneous state grants	\$ 4,597
Improving teacher quality	9,204
Permanent improvement	43,215

The general fund is liable for any deficit in these funds and provides transfers when cash is required, not when accruals occur. The deficit fund balances resulted from adjustments for accrued liabilities.

**NOTE 4 - DEPOSITS AND INVESTMENTS**

State statutes classify monies held by the District into three categories.

Active deposits are public deposits necessary to meet current demands on the treasury. Such monies must be maintained either as cash in the District treasury, in commercial accounts payable or withdrawable on demand, including negotiable order of withdrawal (NOW) accounts, or in money market deposit accounts.

Inactive deposits are public deposits that the Board of Education has identified as not required for use within the current five year period of designation of depositories. Inactive deposits must either be evidenced by certificates of deposit maturing not later than the end of the current period of designation of depositories, or by savings or deposit accounts including, but not limited to, passbook accounts.

Interim deposits are deposits of interim monies. Interim monies are those monies which are not needed for immediate use, but which will be needed before the end of the current period of designation of depositories.

Interim deposits must be evidenced by time certificates of deposit maturing not more than one year from the date of deposit or by savings or deposit accounts including passbook accounts.

Interim monies may be deposited or invested in the following securities:

1. United States Treasury bills, bonds, notes, or any other obligation or security issued by the United States Treasury, or any other obligation guaranteed as to principal and interest by the United States;
2. Bonds, notes, debentures, or any other obligation or security issued by any federal government agency or instrumentality, including, but not limited to, the Federal National Mortgage Association, Federal Home Loan Bank, Federal Farm Credit Bank, Federal Home Loan Mortgage Corporation, and Government National Mortgage Association. All federal agency securities shall be direct issuances of federal government agencies or instrumentalities;
3. Written repurchase agreements in the securities listed above provided that the fair value of the securities subject to the repurchase agreement must exceed the principal value of the agreement by at least two percent and be marked to market daily, and that the term of the agreement must not exceed thirty days;

**WEST CARROLLTON CITY SCHOOL DISTRICT  
MONTGOMERY COUNTY, OHIO**

**NOTES TO THE BASIC FINANCIAL STATEMENTS  
FOR THE FISCAL YEAR ENDED JUNE 30, 2020**

**NOTE 4 - DEPOSITS AND INVESTMENTS - (Continued)**

4. Bonds and other obligations of the State of Ohio, and with certain limitations including a requirement for maturity within ten years from the date of settlement, bonds and other obligations of political subdivisions of the State of Ohio, if training requirements have been met;
5. Time certificates of deposit or savings or deposit accounts including, but not limited to, passbook accounts;
6. No-load money market mutual funds consisting exclusively of obligations described in division (1) or (2) and repurchase agreements secured by such obligations, provided that investments in securities described in this division are made only through eligible institutions;
7. The State Treasurer's investment pool, the State Treasury Asset Reserve of Ohio (STAR Ohio); and,
8. Certain banker's acceptance for a period not to exceed one hundred eighty days) and commercial paper notes (for a period not to exceed two hundred seventy days) in an amount not to exceed 40 percent of the interim monies available for investment at any one time if training requirements have been met.

Protection of the deposits is provided by the Federal Deposit Insurance Corporation (FDIC), by eligible securities pledged by the financial institution as security for repayment, or by the financial institutions participation in the Ohio Pooled Collateral System (OPCS), a collateral pool of eligible securities deposited with a qualified trustee and pledged to the Treasurer of State to secure the repayment of all public monies deposited in the financial institution.

Investments in stripped principal or interest obligations, reverse repurchase agreements and derivatives are prohibited. The issuance of taxable notes for the purpose of arbitrage, the use of leverage and short selling are also prohibited. Except as noted above, an investment must mature within five years from the date of purchase unless matched to a specific obligation or debt of the District, and must be purchased with the expectation that it will be held to maturity. Investments may only be made through specified dealers and institutions. Payment for investments may be made only upon delivery of the securities representing the investments to the Treasurer or, if the securities are not represented by a certificate, upon receipt of confirmation of transfer from the custodian.

**A. Cash On Hand**

At fiscal year end, the District had \$5,392 in undeposited cash on hand which is included on the financial statements of the District as part of "equity in pooled cash and investments".

**B. Deposits with Financial Institutions**

At June 30, 2020, the carrying amount of all District deposits was \$1,258,233 and the bank balance of all District deposits was \$2,726,544. Of the bank balance, \$253,838 was covered by the FDIC and \$2,472,706 was potentially exposed to custodial credit risk as discussed below because those deposits were uninsured and could be uncollateralized. Although all statutory requirements for the deposit of money had been followed, noncompliance with Federal requirements could potentially subject the District to a successful claim by the FDIC.

**WEST CARROLLTON CITY SCHOOL DISTRICT  
MONTGOMERY COUNTY, OHIO**

NOTES TO THE BASIC FINANCIAL STATEMENTS  
FOR THE FISCAL YEAR ENDED JUNE 30, 2020

**NOTE 4 - DEPOSITS AND INVESTMENTS - (Continued)**

Custodial credit risk is the risk that, in the event of bank failure, the District's deposits may not be returned. The District has no deposit policy for custodial risk beyond the requirements of State statute. Ohio law requires that deposits either be insured or protected by: (1) eligible securities pledged to the District and deposited with a qualified trustee by the financial institution as security for repayment whose fair value at all times shall be at least 105 percent of the deposits being secured; or (2) participation in the Ohio Pooled Collateral System (OPCS), a collateral pool of eligible securities deposited with a qualified trustee and pledged to the Treasurer of State to secure the repayment of all public monies deposited in the financial institution. OPCS requires the total market value of the securities pledged to be 102 percent of the deposits being secured or a rate set by the Treasurer of State. For 2020, the District's financial institutions were approved for a reduced collateral rate of 50 percent through the OPCS.

**C. Investments**

As of June 30, 2020, the District had the following investments and maturities:

Measurement/ Investment type	Measurement Value	Investment Maturities		
		1 year or less	1 - 2 years	More than 2 years
Fair value:				
U.S. Government Agency Notes	\$ 7,406,414	\$ 500,410	\$ 4,696,338	\$ 2,209,666
U.S. Government Agency Discount Notes	10,025,657	10,025,657	-	-
Negotiable CDs	25,397,179	9,535,310	9,636,143	6,225,726
Commercial Paper	10,395,224	10,395,224	-	-
Banker's Acceptance Notes	1,392,380	1,392,380	-	-
Municipal Bonds	598,561	598,561	-	-
U.S. Government Money Market Funds	26,941	26,941	-	-
Amortized cost:				
STAR Ohio	6,910,313	6,910,313	-	-
<b>Total</b>	<b>\$ 62,152,669</b>	<b>\$ 39,384,796</b>	<b>\$ 14,332,481</b>	<b>\$ 8,435,392</b>

The weighted average maturity of investments is 1.03 years.

The District's investments measured at fair value are valued using quoted market prices in markets that are not considered to be active, dealer quotations or alternative pricing sources for similar assets or liabilities for which all significant inputs are observable, either directly or indirectly (Level 2 inputs).

*Interest Rate Risk:* As a means of limiting its exposure to fair value losses arising from rising interest rates and according to State law, the District's investment policy limits investment portfolio maturities to five years or less.

**WEST CARROLLTON CITY SCHOOL DISTRICT  
MONTGOMERY COUNTY, OHIO**

NOTES TO THE BASIC FINANCIAL STATEMENTS  
FOR THE FISCAL YEAR ENDED JUNE 30, 2020

**NOTE 4 - DEPOSITS AND INVESTMENTS - (Continued)**

*Credit Risk:* Ohio law requires that STAR Ohio maintain the highest rating provided by at least one nationally recognized standard rating service. The District has no investment policy dealing with investment credit risk beyond the requirements in State statutes. The following table summarizes the ratings assigned to the District's investments by Standard & Poor's:

<u>Investment type</u>	<u>Rating</u>
U.S. Government Agency Notes	AA+
U.S. Government Agency Discount Notes	A-1+
Negotiable CDs	Not rated
Commercial Paper	A-1 to A-1+
Banker's Acceptance Notes	A-1+
Municipal Bonds	AA
U.S. Government Money Market Funds	Not rated
STAR Ohio	AAAm

*Custodial Credit Risk:* For an investment, custodial credit risk is the risk that, in the event of the failure of the counterparty, the District will not be able to recover the value of its investments or collateral securities that are in the possession of an outside party. The U.S. Government Agency Notes, U.S. Government Agency Discount Notes, commercial paper, banker's acceptance notes, and municipal bonds are exposed to custodial credit risk in that they are uninsured, unregistered and held by the counterparty's trust department or agent but not in the District's name. The negotiable CD's are fully insured by the FDIC. The District has no investment policy dealing with investment custodial risk beyond the requirement in State statute that prohibits payment for investments prior to the delivery of the securities representing such investments to the Treasurer or qualified trustee.

*Concentration of Credit Risk:* The District places no limit on the amount that may be invested in any one issuer. The following table includes the percentage of each investment type held by the District at June 30, 2020:

<u>Measurement/ Investment type</u>	<u>Measurement Value</u>	<u>% of Total</u>
Fair value:		
U.S. Government Agency Notes	\$ 7,406,414	11.92
U.S. Government Agency Discount Notes	10,025,657	16.13
Negotiable CDs	25,397,179	40.86
Commercial Paper	10,395,224	16.73
Banker's Acceptance Notes	1,392,380	2.24
Municipal Bonds	598,561	0.96
U.S. Government Money Market Funds	26,941	0.04
Amortized cost:		
STAR Ohio	<u>6,910,313</u>	<u>11.12</u>
Total	<u>\$ 62,152,669</u>	<u>100.00</u>

**WEST CARROLLTON CITY SCHOOL DISTRICT  
MONTGOMERY COUNTY, OHIO**

NOTES TO THE BASIC FINANCIAL STATEMENTS  
FOR THE FISCAL YEAR ENDED JUNE 30, 2020

**NOTE 4 - DEPOSITS AND INVESTMENTS - (Continued)**

**D. Reconciliation of Cash and Investments to the Statement of Net Position**

The following is a reconciliation of cash and cash equivalents as reported in the note above to cash and cash equivalents as reported on the statement of net position as of June 30, 2020:

<u>Cash and investments per note</u>	
Carrying amount of deposits	\$ 1,258,233
Investments	62,152,669
Cash on hand	5,392
Total	\$ 63,416,294
 <u>Cash and investments per statement of net position</u>	
Governmental activities	\$ 63,416,294

**NOTE 5 - PROPERTY TAXES**

Property taxes are levied and assessed on a calendar year basis while the District fiscal year runs from July through June. First half tax collections are received by the District in the second half of the fiscal year. Second half tax distributions occur in the first half of the following fiscal year.

Property taxes include amounts levied against all real property and public utility property. Real property tax revenues received in calendar year 2020 represent the collection of calendar year 2019 taxes. Real property taxes received in calendar year 2020 were levied after April 1, 2019, on the assessed values as of January 1, 2019, the lien date. Assessed values for real property taxes are established by State statute at 35 percent of appraised market value. Real property taxes are payable annually or semiannually. If paid annually, payment is due December 31; if paid semiannually, the first payment is due December 31, with the remainder payable by June 20. Under certain circumstances, State statute permits alternate payment dates to be established. Public utility property tax revenues received in calendar year 2020 represent the collection of calendar year 2019 taxes. Public utility real and personal property taxes received in calendar year 2020 became a lien on December 31, 2018, were levied after April 1, 2019, and are collected with real property taxes. Public utility real property is assessed at 35 percent of true value; public utility tangible personal property is currently assessed at varying percentages of true value.

The District receives property taxes from Montgomery County. The County Auditor periodically advances to the District its portion of the taxes collected. Second-half real property tax payments collected by the County by June 30, 2020, are available to finance fiscal year 2020 operations. The amount available as an advance at June 30, 2020 was \$481,480 in the general fund, \$55,320 in the bond retirement fund, and \$21,644 in the permanent improvement fund (a nonmajor governmental fund). This amount is recorded as revenue. The amount available for advance at June 30, 2019 was \$575,654 in the general fund and \$23,179 in the permanent improvement fund (a nonmajor governmental fund). The amount of second-half real property taxes available for advance at fiscal year-end can vary based on the date the tax bills are sent.

**WEST CARROLLTON CITY SCHOOL DISTRICT  
MONTGOMERY COUNTY, OHIO**

**NOTES TO THE BASIC FINANCIAL STATEMENTS  
FOR THE FISCAL YEAR ENDED JUNE 30, 2020**

**NOTE 5 - PROPERTY TAXES - (Continued)**

Accrued property taxes receivable includes real property, public utility property and delinquent tangible personal property taxes which are measurable as of June 30, 2020 and for which there is an enforceable legal claim. Although total property tax collections for the next fiscal year are measurable, only the amount of real property taxes available as an advance at June 30 was levied to finance current fiscal year operations and is reported as revenue at fiscal year-end. The portion of the receivable not levied to finance current fiscal year operations is offset by a credit to deferred inflows.

On the accrual basis of accounting, collectible delinquent property taxes have been recorded as a receivable and revenue, while on a modified accrual basis of accounting the revenue has been reported as a deferred inflow.

The assessed values upon which the fiscal year 2020 taxes were collected are:

	2019 Second		2020 First	
	Half Collections		Half Collections	
	<u>Amount</u>	<u>Percent</u>	<u>Amount</u>	<u>Percent</u>
Agricultural/residential and other real estate	\$ 378,402,380	97.45	\$ 383,781,920	97.32
Public utility personal	<u>9,882,800</u>	<u>2.55</u>	<u>10,567,060</u>	<u>2.68</u>
Total	<u>\$ 388,285,180</u>	<u>100.00</u>	<u>\$ 394,348,980</u>	<u>100.00</u>
Tax rate per \$1,000 of assessed valuation	\$77.55		\$83.15	

**NOTE 6 - RECEIVABLES**

Receivables at June 30, 2020 consisted of property taxes, payment in lieu of taxes, accounts (billings for user charged services and student fees), accrued interest and intergovernmental grants and entitlements. All receivables are considered collectible in full due to the ability to foreclose for the nonpayment of taxes, the stable condition of State programs and the current year guarantee of federal funds. Receivables have been disaggregated on the face of the basic financial statements. All receivables are expected to be collected in the subsequent year.



**WEST CARROLLTON CITY SCHOOL DISTRICT  
MONTGOMERY COUNTY, OHIO**

NOTES TO THE BASIC FINANCIAL STATEMENTS  
FOR THE FISCAL YEAR ENDED JUNE 30, 2020

**NOTE 7 - CAPITAL ASSETS**

Capital asset activity for the fiscal year ended June 30, 2020 was as follows:

	<u>Balance</u> <u>06/30/19</u>	<u>Additions</u>	<u>Disposals</u>	<u>Balance</u> <u>06/30/20</u>
<b>Governmental activities:</b>				
<i>Capital assets, not being depreciated:</i>				
Land	\$ 572,938	\$ -	\$ -	\$ 572,938
Construction in progress	<u>-</u>	<u>1,402,789</u>	<u>-</u>	<u>1,402,789</u>
Total capital assets, not being depreciated	<u>572,938</u>	<u>1,402,789</u>	<u>-</u>	<u>1,975,727</u>
<i>Capital assets, being depreciated:</i>				
Land improvements	4,080,188	-	-	4,080,188
Buildings and improvements	37,384,427	86,156	-	37,470,583
Furniture and equipment	7,190,628	159,928	-	7,350,556
Vehicles	<u>2,917,402</u>	<u>200,780</u>	<u>(37,670)</u>	<u>3,080,512</u>
Total capital assets, being depreciated	<u>51,572,645</u>	<u>446,864</u>	<u>(37,670)</u>	<u>51,981,839</u>
<i>Less: accumulated depreciation</i>				
Land improvements	(3,038,525)	(91,606)	-	(3,130,131)
Buildings and improvements	(28,319,373)	(923,719)	-	(29,243,092)
Furniture and equipment	(5,554,345)	(187,346)	-	(5,741,691)
Vehicles	<u>(2,166,904)</u>	<u>(171,753)</u>	<u>37,670</u>	<u>(2,300,987)</u>
Total accumulated depreciation	<u>(39,079,147)</u>	<u>(1,374,424)</u>	<u>37,670</u>	<u>(40,415,901)</u>
Governmental activities capital assets, net	<u>\$ 13,066,436</u>	<u>\$ 475,229</u>	<u>\$ -</u>	<u>\$ 13,541,665</u>

**WEST CARROLLTON CITY SCHOOL DISTRICT  
MONTGOMERY COUNTY, OHIO**

**NOTES TO THE BASIC FINANCIAL STATEMENTS  
FOR THE FISCAL YEAR ENDED JUNE 30, 2020**

**NOTE 7 - CAPITAL ASSETS - (Continued)**

Depreciation expense was charged to governmental functions as follows:

Instruction:

Regular	\$ 398,464
Special	13,248
Vocational	234
Other	2,049

Support services:

Pupil	2,529
Instructional staff	2,629
Board of education	34
Administration	3,098
Fiscal	793
Business	523
Operations and maintenance	61,508
Pupil transportation	456,319
Central	209

Operation of non-instructional services	98
Extracurricular activities	298,326
Food service operations	<u>134,363</u>

Total depreciation expense	<u>\$ 1,374,424</u>
----------------------------	---------------------

**WEST CARROLLTON CITY SCHOOL DISTRICT  
MONTGOMERY COUNTY, OHIO**

NOTES TO THE BASIC FINANCIAL STATEMENTS  
FOR THE FISCAL YEAR ENDED JUNE 30, 2020

**NOTE 8 - LONG-TERM OBLIGATIONS**

A. During fiscal year 2020, the following activity occurred in governmental activities long-term obligations:

	Balance <u>6/30/19</u>	<u>Additions</u>	<u>Deductions</u>	Balance <u>6/30/20</u>	Due Within <u>One Year</u>
<i>General obligation bonds:</i>					
Qualified school construction bonds	\$ 840,000	\$ -	\$ (140,000)	\$ 700,000	\$ 140,000
School facilities construction and improvement bonds:					
Series 2020A	-	34,890,000	-	34,890,000	1,450,000
Series 2020B	-	9,200,000	-	9,200,000	300,000
Total general obligation bonds	<u>840,000</u>	<u>44,090,000</u>	<u>(140,000)</u>	<u>44,790,000</u>	<u>1,890,000</u>
<i>Other long-term obligations:</i>					
Bond anticipation notes	-	9,200,000	(9,200,000)	-	-
Net pension liability	51,198,172	111,367	(3,297,040)	48,012,499	-
Net OPEB liability	5,517,657	-	(597,652)	4,920,005	-
Compensated absences	<u>1,698,032</u>	<u>474,971</u>	<u>(327,415)</u>	<u>1,845,588</u>	<u>292,208</u>
Total governmental activities	<u>\$ 59,253,861</u>	<u>\$ 53,876,338</u>	<u>\$ (13,562,107)</u>	99,568,092	<u>\$ 2,182,208</u>
Add: unamortized premium on debt				<u>2,778,238</u>	
Total long-term obligations				<u>\$ 102,346,330</u>	

Compensated absences will be paid out of the fund from which the employee is paid, which for the District is primarily the general fund. See Note 11 and Note 12 for more information on the net pension liability and net OPEB liability, respectively.

Qualified School Construction Bonds

On May 28, 2010, the District issued Qualified School Construction Bonds (QSCBs) to finance building construction and improvements. This issue is comprised of current interest term bonds, par value \$2,100,000, with an interest rate of 5.25%.

These bonds are general obligations of the District for which the full faith and credit of the District is pledged for repayment. Accordingly, such unmatured obligations of the District are accounted for on the statement of net position. Payments of interest relating to this bond are recorded as expenditures in the general fund.

Interest payments on the current interest bonds are due on April 1 and October 1 of each year. The final maturity stated in the issue is October 1, 2024.

The District receives a direct payment subsidy from the United States Treasury equal to 100% of the lesser of the interest payments on the bonds or the federal tax credits that would otherwise have been available to the holders of the bonds. The District recorded this subsidy from the federal government in the amount of \$37,974 in the general fund.

**WEST CARROLLTON CITY SCHOOL DISTRICT  
MONTGOMERY COUNTY, OHIO**

NOTES TO THE BASIC FINANCIAL STATEMENTS  
FOR THE FISCAL YEAR ENDED JUNE 30, 2020

**NOTE 8 - LONG-TERM OBLIGATIONS - (Continued)**

Principal and interest requirements for the qualified school construction bonds outstanding at June 30, 2020, are as follows:

Fiscal Year Ending June 30,	Qualified School Construction Bonds		
	Principal	Interest	Total
2021	\$ 140,000	33,075	\$ 173,075
2022	140,000	25,725	165,725
2023	140,000	18,375	158,375
2024	140,000	11,025	151,025
2025	140,000	3,675	143,675
Total	<u>\$ 700,000</u>	<u>\$ 91,875</u>	<u>\$ 791,875</u>

School Facilities Construction and Improvement Bonds

The District issued the school facilities construction and improvement bonds to finance building construction and improvements. The Series 2020A issue was dated March 17, 2020 and is comprised of current interest bonds, par value \$34,890,000, with interest rates ranging from 1.375% to 5%. The Series 2020B issue was dated March 31, 2020 and is comprised of current interest bonds, par value \$9,200,000, with interest rates ranging from 2% to 4%.

These bonds are general obligations of the District for which the full faith and credit of the District is pledged for repayment. Accordingly, such unmatured obligations of the District are accounted for on the statement of net position. Payments of principal and interest relating to this bond are recorded as expenditures in the bond retirement fund. Interest payments are due on June 1 and December 1 of each year. The final maturity stated in the issue is December 1, 2056 for the Series 2020A issue and December 1, 2039 for the Series 2020B issue.

Principal and interest requirements for the school facilities construction and improvement bonds outstanding at June 30, 2020, are as follows:

Fiscal Year Ending June 30,	Series 2020A			Series 2020B		
	Principal	Interest	Total	Principal	Interest	Total
2021	\$ 1,450,000	1,142,050	\$ 2,592,050	\$ 300,000	252,713	\$ 552,713
2022	1,450,000	1,091,300	2,541,300	200,000	245,213	445,213
2023	545,000	1,051,400	1,596,400	150,000	239,963	389,963
2024	570,000	1,029,100	1,599,100	100,000	236,213	336,213
2025	610,000	1,013,506	1,623,506	100,000	233,213	333,213
2026 - 2030	3,330,000	4,821,906	8,151,906	500,000	1,108,565	1,608,565
2031 - 2035	780,000	4,419,150	5,199,150	3,630,000	793,065	4,423,065
2036 - 2040	955,000	4,276,325	5,231,325	4,220,000	241,708	4,461,708
2041 - 2045	6,085,000	3,757,325	9,842,325	-	-	-
2046 - 2050	7,060,000	2,772,950	9,832,950	-	-	-
2051 - 2055	8,295,000	1,489,250	9,784,250	-	-	-
2056 - 2057	3,760,000	141,150	3,901,150	-	-	-
Total	<u>\$34,890,000</u>	<u>\$27,005,412</u>	<u>\$61,895,412</u>	<u>\$ 9,200,000</u>	<u>\$ 3,350,653</u>	<u>\$12,550,653</u>

**WEST CARROLLTON CITY SCHOOL DISTRICT  
MONTGOMERY COUNTY, OHIO**

NOTES TO THE BASIC FINANCIAL STATEMENTS  
FOR THE FISCAL YEAR ENDED JUNE 30, 2020

**NOTE 8 - LONG-TERM OBLIGATIONS - (Continued)**

Bond Anticipation Notes

The District issued these notes in the anticipation of future bond issuances to finance building construction and improvements. The notes were issued on December 30, 2019 in the amount of \$9,200,000 with an annual interest rate of 2.125%, and matured on June 25, 2020.

**B. Legal Debt Margin**

The Ohio Revised Code provides that voted net general obligation debt of the District shall never exceed 9% of the total assessed valuation of the District. The code further provides that unvoted indebtedness shall not exceed 1/10 of 1% of the property valuation of the District. The code additionally states that unvoted indebtedness related to energy conservation debt shall not exceed 9/10 of 1% of the property valuation of the District. The assessed valuation used in determining the District's legal debt margin has been modified by House Bill 530 which became effective March 30, 2006. In accordance with House Bill 530, the assessed valuation used in the District's legal debt margin calculation excluded tangible personal property used in business, telephone or telegraph property, interexchange telecommunications company property, and personal property owned or leased by a railroad company and used in railroad operations. The effect of these debt limitations at June 30, 2020, is an unvoted debt margin of \$394,349.

The District's voted net general obligation debt is currently in excess of the 9% limitation. However, the District is in compliance with the Revised Code which permits a school district to incur net indebtedness in excess of the 9% limitation when such school district participates in an Ohio Facilities Construction Commission ("Commission") project and the use of the proceeds of the bonds is limited to the following purposes: (a) funding the local share; (b) acquiring sites for the Commission funded facilities; or (c) paying locally funded initiatives that are either required by the Commission or constitute 50% or less of the local share.

**NOTE 9 - OTHER EMPLOYEE BENEFITS**

**A. Compensated Absences**

The criteria for determining vacation and sick leave components are derived from negotiated agreements and State laws. Classified employees earn ten to twenty days of vacation per fiscal year, depending upon length of service. Accumulated, unused vacation time is paid to classified employees and administrators upon termination of employment.

Teachers, administrators and classified employees earn sick leave at the rate of one and one-fourth days per month. Sick leave may be accumulated to a maximum of 335 days for classified personnel and 435 days for certificated personnel. Upon retirement, payment is made for one-fourth of accrued, but unused, sick leave for the first 120 days of accrued but unused sick leave. In addition, an employee is entitled to one-fourth of accrued but unused sick leave in excess of 200 days up to a maximum of 435 days for certified employees and 335 days for classified employees. Certain provisions allow for an employee to receive one-fourth of accrued but unused sick leave between 121 days and 200 days based upon meeting certain years of service requirements.

**WEST CARROLLTON CITY SCHOOL DISTRICT  
MONTGOMERY COUNTY, OHIO**

**NOTES TO THE BASIC FINANCIAL STATEMENTS  
FOR THE FISCAL YEAR ENDED JUNE 30, 2020**

**NOTE 9 - OTHER EMPLOYEE BENEFITS - (Continued)**

The District provides a retirement incentive for State Teacher's Retirement System of Ohio (STRS Ohio) employees who have been continuously employed in the District for at least 10 years and who has 31 years of service credit to apply toward pension calculation under STRS Ohio or a teacher who has 25 or 26 years of service and is 55 years of age and otherwise eligible to retire under the rules of the STRS Ohio shall be qualified to receive, in addition to and separate from the severance pay provisions above. Employees who enroll in the early retirement incentive plan must submit written notification to the Board on or before the February 1 of the year of retirement. A one time cash payment of \$10,000 shall be made within the calendar year of the retirement date.

**B. Insurance Benefits**

The District provides life insurance and accidental death and dismemberment insurance to all employees through Sun Life Assurance Company.

**NOTE 10 - RISK MANAGEMENT**

**A. Comprehensive**

The District maintains comprehensive insurance coverage with private carriers for real property, building contents and vehicles. Vehicles policies include liability coverage for bodily injury and property damage. Real property and contents are 90% coinsured.

Settled claims resulting from these risks have not exceeded commercial insurance coverage in any of the past three fiscal years. There has been no significant reduction in amounts of insurance coverage from fiscal year 2019.

**B. Workers' Compensation**

The District participates in the Ohio School Boards Association Workers' Compensation Group Rating Plan (GRP), an insurance purchasing pool. The intent of the GRP is to achieve the benefit of a reduced premium for the District by virtue of its grouping and representation with other participants in the GRP. The workers' compensation experience of the participating Districts is calculated as on experience and a common premium rate is applied to all Districts in the GRP. Each participant pays its workers' compensation premium to the State based on the rate for the group rather than its individual rate. Total savings are then calculated and each participant's individual performance is compared to the overall savings percentage of the GRP. Participation in the GRP is limited to Districts that can meet the GRP's selection criteria. The firm of CompManagement provides administrative, cost control and actuarial services to the GRP.

**C. Employee Health and Dental Benefits**

The District provides employee health and dental insurance as part of an insurance purchasing pool with the Southwestern Ohio Educational Purchasing Council.

**WEST CARROLLTON CITY SCHOOL DISTRICT  
MONTGOMERY COUNTY, OHIO**

NOTES TO THE BASIC FINANCIAL STATEMENTS  
FOR THE FISCAL YEAR ENDED JUNE 30, 2020

**NOTE 11 - DEFINED BENEFIT PENSION PLANS**

***Net Pension Liability***

The net pension liability reported on the statement of net position represents a liability to employees for pensions. Pensions are a component of exchange transactions—between an employer and its employees—of salaries and benefits for employee services. Pensions are provided to an employee—on a deferred-payment basis—as part of the total compensation package offered by an employer for employee services each financial period. The obligation to sacrifice resources for pensions is a present obligation because it was created as a result of employment exchanges that already have occurred.

The net pension liability represents the District's proportionate share of each pension plan's collective actuarial present value of projected benefit payments attributable to past periods of service, net of each pension plan's fiduciary net position. The net pension liability calculation is dependent on critical long-term variables, including estimated average life expectancies, earnings on investments, cost of living adjustments and others. While these estimates use the best information available, unknowable future events require adjusting this estimate annually.

The Ohio Revised Code limits the District's obligation for this liability to annually required payments. The District cannot control benefit terms or the manner in which pensions are financed; however, the District does receive the benefit of employees' services in exchange for compensation including pension.

GASB 68 assumes the liability is solely the obligation of the employer, because (1) they benefit from employee services; and (2) State statute requires all funding to come from these employers. All contributions to date have come solely from these employers (which also includes costs paid in the form of withholdings from employees). State statute requires the pension plans to amortize unfunded liabilities within 30 years. If the amortization period exceeds 30 years, each pension plan's board must propose corrective action to the State legislature. Any resulting legislative change to benefits or funding could significantly affect the net pension liability. Resulting adjustments to the net pension liability would be effective when the changes are legally enforceable.

The proportionate share of each plan's unfunded benefits is presented as a long-term *net pension liability* on the accrual basis of accounting. Any liability for the contractually-required pension contribution outstanding at the end of the year is included in pension and postemployment benefits payable on both the accrual and modified accrual bases of accounting.

***Plan Description - District Employees Retirement System (SERS)***

Plan Description - The District non-teaching employees participate in SERS, a cost-sharing multiple-employer defined benefit pension plan administered by SERS. SERS provides retirement, disability and survivor benefits, annual cost-of-living adjustments, and death benefits to plan members and beneficiaries. Authority to establish and amend benefits is provided by Ohio Revised Code Chapter 3309. SERS issues a publicly available, stand-alone financial report that includes financial statements, required supplementary information and detailed information about SERS' fiduciary net position. That report can be obtained by visiting the SERS website at [www.ohsers.org](http://www.ohsers.org) under Employers/Audit Resources.

**WEST CARROLLTON CITY SCHOOL DISTRICT  
MONTGOMERY COUNTY, OHIO**

NOTES TO THE BASIC FINANCIAL STATEMENTS  
FOR THE FISCAL YEAR ENDED JUNE 30, 2020

**NOTE 11 - DEFINED BENEFIT PENSION PLANS - (Continued)**

Age and service requirements for retirement are as follows:

	Eligible to Retire on or before August 1, 2017 *	Eligible to Retire after August 1, 2017
Full benefits	Age 65 with 5 years of services credit; or Any age with 30 years of service credit	Age 67 with 10 years of service credit; or Age 57 with 30 years of service credit
Actuarially reduced benefits	Age 60 with 5 years of service credit; or Age 55 with 25 years of service credit	Age 62 with 10 years of service credit; or Age 60 with 25 years of service credit

\* Members with 25 years of service credit as of August 1, 2017 will be included in this plan.

Annual retirement benefits are calculated based on final average salary multiplied by a percentage that varies based on years of service; 2.2% for the first thirty years of service and 2.5% for years of service credit over 30. Final average salary is the average of the highest three years of salary.

An individual whose benefit effective date is before April 1, 2018, is eligible for a cost of living adjustment (COLA) on the first anniversary date of the benefit. Beginning April 1, 2018, new benefit recipients must wait until the fourth anniversary of their benefit for COLA eligibility. The COLA is added each year to the base benefit amount on the anniversary date of the benefit. A three-year COLA suspension is in effect for all benefit recipients for the years 2018, 2019, and 2020. Upon resumption of the COLA, it will be indexed to the percentage increase in the CPI-W, not to exceed 2.5 percent and with a floor of 0 percent.

Funding Policy - Plan members are required to contribute 10% of their annual covered salary and the District is required to contribute 14% of annual covered payroll. The contribution requirements of plan members and employers are established and may be amended by the SERS' Retirement Board up to statutory maximum amounts of 10% for plan members and 14% for employers. The Retirement Board, acting with the advice of the actuary, allocates the employer contribution rate among four of the System's funds (Pension Trust Fund, Death Benefit Fund, Medicare B Fund, and Health Care Fund). For the fiscal year ended June 30, 2020, the allocation to pension, death benefits, and Medicare B was 14.0%.

The District's contractually required contribution to SERS was \$931,149 for fiscal year 2020. Of this amount, \$82,593 is reported as pension and postemployment benefits payable.

***Plan Description - State Teachers Retirement System (STRS)***

Plan Description - Licensed teachers participate in STRS Ohio, a cost-sharing multiple-employer public employee retirement system administered by STRS. STRS provides retirement and disability benefits to members and death and survivor benefits to beneficiaries. STRS issues a stand-alone financial report that includes financial statements, required supplementary information and detailed information about STRS' fiduciary net position. That report can be obtained by writing to STRS, 275 E. Broad St., Columbus, OH 43215-3771, by calling (888) 227-7877, or by visiting the STRS website at [www.strsoh.org](http://www.strsoh.org).



**WEST CARROLLTON CITY SCHOOL DISTRICT  
MONTGOMERY COUNTY, OHIO**

**NOTES TO THE BASIC FINANCIAL STATEMENTS  
FOR THE FISCAL YEAR ENDED JUNE 30, 2020**

**NOTE 11 - DEFINED BENEFIT PENSION PLANS - (Continued)**

New members have a choice of three retirement plans; a Defined Benefit (DB) Plan, a Defined Contribution (DC) Plan and a Combined Plan. Benefits are established by Ohio Revised Code Chapter 3307. The DB Plan offers an annual retirement allowance based on final average salary multiplied by a percentage that varies based on years of service. Effective August 1, 2015, the calculation will be 2.2% of final average salary for the five highest years of earnings multiplied by all years of service. Effective July 1, 2017, the cost-of-living adjustment was reduced to zero. Members are eligible to retire at age 60 with five years of qualifying service credit, or age 55 with 28 years of service, or 33 years of service regardless of age. Eligibility changes will be phased in until August 1, 2026, when retirement eligibility for unreduced benefits will be five years of service credit and age 65, or 35 years of service credit and at least age 60.

The DC Plan allows members to place all their member contributions and 9.53% of the 14% employer contributions into an investment account. Investment allocation decisions are determined by the member. The remaining 4.47% of the 14% employer rate is allocated to the defined benefit unfunded liability. A member is eligible to receive a retirement benefit at age 50 and termination of employment. The member may elect to receive a lifetime monthly annuity or a lump sum withdrawal.

The Combined Plan offers features of both the DB Plan and the DC Plan. In the Combined Plan, 12% of the 14% member rate goes to the DC Plan and the remaining 2% is applied to the DB Plan. Member contributions to the DC Plan are allocated among investment choices by the member, and contributions to the DB Plan from the employer and the member are used to fund the defined benefit payment at a reduced level from the regular DB Plan. The defined benefit portion of the Combined Plan payment is payable to a member on or after age 60 with five years of service. The defined contribution portion of the account may be taken as a lump sum payment or converted to a lifetime monthly annuity after termination of employment at age 50 or later.

New members who choose the DC Plan or Combined Plan will have another opportunity to reselect a permanent plan during their fifth year of membership. Members may remain in the same plan or transfer to another STRS plan. The optional annuitization of a member's defined contribution account or the defined contribution portion of a member's Combined Plan account to a lifetime benefit results in STRS bearing the risk of investment gain or loss on the account. STRS has therefore included all three plan options as one defined benefit plan for GASB 68 reporting purposes.

A DB or Combined Plan member with five or more years of credited service who is determined to be disabled may qualify for a disability benefit. Eligible survivors of members who die before service retirement may qualify for monthly benefits. New members on or after July 1, 2013, must have at least ten years of qualifying service credit to apply for disability benefits. Members in the DC Plan who become disabled are entitled only to their account balance. If a member of the DC Plan dies before retirement benefits begin, the member's designated beneficiary is entitled to receive the member's account balance.

Funding Policy - Employer and member contribution rates are established by the State Teachers Retirement Board and limited by Chapter 3307 of the Ohio Revised Code. For fiscal year 2020, plan members were required to contribute 14% of their annual covered salary. The District was required to contribute 14%; the entire 14% was the portion used to fund pension obligations. The fiscal year 2020 contribution rates were equal to the statutory maximum rates.

The District's contractually required contribution to STRS was \$2,853,152 for fiscal year 2020. Of this amount, \$487,736 is reported as pension and postemployment benefits payable.

**WEST CARROLLTON CITY SCHOOL DISTRICT  
MONTGOMERY COUNTY, OHIO**

NOTES TO THE BASIC FINANCIAL STATEMENTS  
FOR THE FISCAL YEAR ENDED JUNE 30, 2020

**NOTE 11 - DEFINED BENEFIT PENSION PLANS - (Continued)**

***Pension Liabilities, Pension Expense, and Deferred Outflows of Resources and Deferred Inflows of Resources Related to Pensions***

The net pension liability was measured as of June 30, 2019, and the total pension liability used to calculate the net pension liability was determined by an actuarial valuation as of that date. The District's proportion of the net pension liability was based on the District's share of contributions to the pension plan relative to the projected contributions of all participating entities.

Following is information related to the proportionate share and pension expense:

	<u>SERS</u>	<u>STRS</u>	<u>Total</u>
Proportion of the net pension liability prior measurement date	0.19640600%	0.18169039%	
Proportion of the net pension liability current measurement date	<u>0.18986410%</u>	<u>0.16574087%</u>	
Change in proportionate share	<u>-0.00654190%</u>	<u>-0.01594952%</u>	
Proportionate share of the net pension liability	\$ 11,359,902	\$ 36,652,597	\$ 48,012,499
Pension expense	\$ 1,414,884	\$ 4,645,216	\$ 6,060,100

At June 30, 2020, the District reported deferred outflows of resources and deferred inflows of resources related to pensions from the following sources:

	<u>SERS</u>	<u>STRS</u>	<u>Total</u>
<b>Deferred outflows of resources</b>			
Differences between expected and actual experience	\$ 288,064	\$ 298,412	\$ 586,476
Changes of assumptions	-	4,305,554	4,305,554
Difference between employer contributions and proportionate share of contributions/ change in proportionate share	49,767	450,074	499,841
Contributions subsequent to the measurement date	<u>931,149</u>	<u>2,853,152</u>	<u>3,784,301</u>
Total deferred outflows of resources	<u>\$ 1,268,980</u>	<u>\$ 7,907,192</u>	<u>\$ 9,176,172</u>
<b>Deferred inflows of resources</b>			
Differences between expected and actual experience	\$ -	\$ 158,662	\$ 158,662
Net difference between projected and actual earnings on pension plan investments	145,818	1,791,378	1,937,196
Difference between employer contributions and proportionate share of contributions/ change in proportionate share	<u>467,996</u>	<u>3,843,930</u>	<u>4,311,926</u>
Total deferred inflows of resources	<u>\$ 613,814</u>	<u>\$ 5,793,970</u>	<u>\$ 6,407,784</u>

**WEST CARROLLTON CITY SCHOOL DISTRICT  
MONTGOMERY COUNTY, OHIO**

NOTES TO THE BASIC FINANCIAL STATEMENTS  
FOR THE FISCAL YEAR ENDED JUNE 30, 2020

**NOTE 11 - DEFINED BENEFIT PENSION PLANS - (Continued)**

\$3,784,301 reported as deferred outflows of resources related to pension resulting from District contributions subsequent to the measurement date will be recognized as a reduction of the net pension liability in the year ending June 30, 2021.

Other amounts reported as deferred outflows of resources and deferred inflows of resources related to pension will be recognized in pension expense as follows:

	SERS	STRS	Total
Fiscal Year Ending June 30:			
2021	\$ (33,422)	\$ 1,440,544	\$ 1,407,122
2022	(315,552)	(837,158)	(1,152,710)
2023	(9,704)	(921,516)	(931,220)
2024	82,695	(421,800)	(339,105)
Total	\$ (275,983)	\$ (739,930)	\$ (1,015,913)

***Actuarial Assumptions - SERS***

SERS' total pension liability was determined by their actuaries in accordance with GASB Statement No. 67, as part of their annual actuarial valuation for each defined benefit retirement plan. Actuarial valuations of an ongoing plan involve estimates of the value of reported amounts (e.g., salaries, credited service) and assumptions about the probability of occurrence of events far into the future (e.g., mortality, disabilities, retirements, employment termination). Actuarially determined amounts are subject to continual review and potential modifications, as actual results are compared with past expectations and new estimates are made about the future.

Projections of benefits for financial reporting purposes are based on the substantive plan (the plan as understood by the employers and plan members) and include the types of benefits provided at the time of each valuation and the historical pattern of sharing benefit costs between the employers and plan members to that point. The projection of benefits for financial reporting purposes does not explicitly incorporate the potential effects of legal or contractual funding limitations.

Actuarial calculations reflect a long-term perspective. For a newly hired employee, actuarial calculations will take into account the employee's entire career with the employer and also take into consideration the benefits, if any, paid to the employee after termination of employment until the death of the employee and any applicable contingent annuitant. In many cases actuarial calculations reflect several decades of service with the employer and the payment of benefits after termination.

Key methods and assumptions used in calculating the total pension liability in the latest actuarial valuation, prepared as of June 30, 2019, are presented below:

Wage inflation	3.00%
Future salary increases, including inflation	3.50% to 18.20%
COLA or ad hoc COLA	2.50%
Investment rate of return	7.50% net of investments expense, including inflation
Actuarial cost method	Entry age normal (level percent of payroll)

**WEST CARROLLTON CITY SCHOOL DISTRICT  
MONTGOMERY COUNTY, OHIO**

NOTES TO THE BASIC FINANCIAL STATEMENTS  
FOR THE FISCAL YEAR ENDED JUNE 30, 2020

**NOTE 11 - DEFINED BENEFIT PENSION PLANS - (Continued)**

For 2019, the mortality rates were based on the RP-2014 Blue Collar Mortality Table with fully generational projection and a five-year age set-back for both males and females. Mortality among service retired members, and beneficiaries were based upon the RP-2014 Blue Collar Mortality Table with fully generational projection with Scale BB, 120% of male rates, and 110% of female rates. Mortality among disabled members was based upon the RP-2000 Disabled Mortality Table, 90% for male rates and 100% for female rates, set back five years is used for the period after disability retirement.

The most recent experience study was completed for the five year period ended June 30, 2015.

The long-term return expectation for the Pension Plan Investments has been determined using a building-block approach and assumes a time horizon, as defined in SERS' *Statement of Investment Policy*. A forecasted rate of inflation serves as the baseline for the return expectation. Various real return premiums over the baseline inflation rate have been established for each asset class. The long-term expected nominal rate of return has been determined by calculating a weighted average of the expected real return premiums for each asset class, adding the projected inflation rate, and adding the expected return from rebalancing uncorrelated asset classes.

The target allocation and best estimates of arithmetic real rates of return for each major assets class are summarized in the following table:

Asset Class	Target Allocation	Long-Term Expected Real Rate of Return
Cash	1.00 %	0.50 %
US Equity	22.50	4.75
International Equity	22.50	7.00
Fixed Income	19.00	1.50
Private Equity	10.00	8.00
Real Assets	15.00	5.00
Multi-Asset Strategies	10.00	3.00
<b>Total</b>	<b>100.00 %</b>	

**Discount Rate** - The total pension liability was calculated using the discount rate of 7.50%. The projection of cash flows used to determine the discount rate assumed the contributions from employers and from the members would be computed based on contribution requirements as stipulated by State statute. Projected inflows from investment earning were calculated using the long-term assumed investment rate of return (7.50%). Based on those assumptions, the plan's fiduciary net position was projected to be available to make all future benefit payments of current plan members. Therefore, the long-term expected rate of return on pension plan investments was applied to all periods of projected benefits to determine the total pension liability.

**Sensitivity of the District's Proportionate Share of the Net Pension Liability to Changes in the Discount Rate** - Net pension liability is sensitive to changes in the discount rate, and to illustrate the potential impact the following table presents the net pension liability calculated using the discount rate of 7.50%, as well as what each plan's net pension liability would be if it were calculated using a discount rate that is one percentage point lower (6.50%), or one percentage point higher (8.50%) than the current rate.

**WEST CARROLLTON CITY SCHOOL DISTRICT  
MONTGOMERY COUNTY, OHIO**

NOTES TO THE BASIC FINANCIAL STATEMENTS  
FOR THE FISCAL YEAR ENDED JUNE 30, 2020

**NOTE 11 - DEFINED BENEFIT PENSION PLANS - (Continued)**

	1% Decrease	Current Discount Rate	1% Increase
District's proportionate share of the net pension liability	\$ 15,919,284	\$ 11,359,902	\$ 7,536,290

***Actuarial Assumptions - STRS***

Key methods and assumptions used in the latest actuarial valuation, reflecting experience study results used in the July 1, 2019, actuarial valuation are presented below:

	July 1, 2019
Inflation	2.50%
Projected salary increases	12.50% at age 20 to 2.50% at age 65
Investment rate of return	7.45%, net of investment expenses, including inflation
Payroll increases	3.00%
Cost-of-living adjustments (COLA)	0.00%

For the July 1, 2019, actuarial valuation, post-retirement mortality rates for healthy retirees are based on the RP-2014 Annuitant Mortality Table with 50% of rates through age 69, 70% of rates between ages 70 and 79, 90% of rates between ages 80 and 84, and 100% of rates thereafter, projected forward generationally using mortality improvement scale MP-2016. Post-retirement disabled mortality rates are based on the RP-2014 Disabled Mortality Table with 90% of rates for males and 100% of rates for females, projected forward generationally using mortality improvement scale MP-2016. Pre-retirement mortality rates are based on RP-2014 Employee Mortality Table, projected forward generationally using mortality improvement scale MP-2016.

Actuarial assumptions used in the July 1, 2019 valuation are based on the results of an actuarial experience study for the period July 1, 2011 through June 30, 2016.

STRS Ohio's investment consultant develops an estimate range for the investment return assumption based on the target allocation adopted by the Retirement Board. The target allocation and long-term expected rate of return for each major asset class are summarized as follows:

Asset Class	Target Allocation*	Long-Term Expected Real Rate of Return **
Domestic Equity	28.00 %	7.35 %
International Equity	23.00	7.55
Alternatives	17.00	7.09
Fixed Income	21.00	3.00
Real Estate	10.00	6.00
Liquidity Reserves	1.00	2.25
Total	100.00 %	

**WEST CARROLLTON CITY SCHOOL DISTRICT  
MONTGOMERY COUNTY, OHIO**

NOTES TO THE BASIC FINANCIAL STATEMENTS  
FOR THE FISCAL YEAR ENDED JUNE 30, 2020

**NOTE 11 - DEFINED BENEFIT PENSION PLANS - (Continued)**

\*Target weights will be phased in over a 24-month period concluding on July 1, 2019.

\*\*10-Year geometric nominal returns, which include the real rate of return and inflation of 2.25% and does not include investment expenses. Over a 30-year period, STRS' investment consultant indicates that the above target allocations should generate a return above the actuarial rate of return, without net value added by management.

**Discount Rate** - The discount rate used to measure the total pension liability was 7.45% as of June 30, 2019. The projection of cash flows used to determine the discount rate assumes member and employer contributions will be made at the statutory contribution rates in accordance with rate increases described above. For this purpose, only employer contributions that are intended to fund benefits of current plan members and their beneficiaries are included. Projected employer contributions that are intended to fund the service costs of future plan members and their beneficiaries, as well as projected contributions from future plan members, are not included. Based on those assumptions, STRS' fiduciary net position was projected to be available to make all projected future benefit payments to current plan members as of June 30, 2019. Therefore, the long-term expected rate of return on pension plan investments of 7.45% was applied to all periods of projected benefit payment to determine the total pension liability as of June 30, 2019.

**Sensitivity of the District's Proportionate Share of the Net Pension Liability to Changes in the Discount Rate** - The following table presents the District's proportionate share of the net pension liability calculated using the current period discount rate assumption of 7.45%, as well as what the District's proportionate share of the net pension liability would be if it were calculated using a discount rate that is one-percentage-point lower (6.45%) or one-percentage-point higher (8.45%) than the current rate:

	1% Decrease	Current Discount Rate	1% Increase
District's proportionate share of the net pension liability	\$ 53,563,688	\$ 36,652,597	\$ 22,336,493

**NOTE 12 - DEFINED BENEFIT OPEB PLANS**

***Net OPEB Liability/Asset***

The net OPEB liability/asset reported on the statement of net position represents a liability/asset to employees for OPEB. OPEB is a component of exchange transactions—between an employer and its employees—of salaries and benefits for employee services. OPEB are provided to an employee—on a deferred-payment basis—as part of the total compensation package offered by an employer for employee services each financial period. The obligation to sacrifice resources for OPEB is a present obligation because it was created as a result of employment exchanges that already have occurred.

The net OPEB liability/asset represents the District's proportionate share of each OPEB plan's collective actuarial present value of projected benefit payments attributable to past periods of service, net of each OPEB plan's fiduciary net position. The net OPEB liability/asset calculation is dependent on critical long-term variables, including estimated average life expectancies, earnings on investments, cost of living adjustments and others. While these estimates use the best information available, unknowable future events require adjusting these estimates annually.

**WEST CARROLLTON CITY SCHOOL DISTRICT  
MONTGOMERY COUNTY, OHIO**

NOTES TO THE BASIC FINANCIAL STATEMENTS  
FOR THE FISCAL YEAR ENDED JUNE 30, 2020

**NOTE 12 - DEFINED BENEFIT OPEB PLANS - (Continued)**

The Ohio Revised Code limits the District's obligation for this liability to annually required payments. The District cannot control benefit terms or the manner in which OPEB are financed; however, the District does receive the benefit of employees' services in exchange for compensation including OPEB.

GASB 75 assumes the liability is solely the obligation of the employer, because they benefit from employee services. OPEB contributions come from these employers and health care plan enrollees which pay a portion of the health care costs in the form of a monthly premium. The Ohio Revised Code permits, but does not require, the retirement systems to provide healthcare to eligible benefit recipients. Any change to benefits or funding could significantly affect the net OPEB liability/asset. Resulting adjustments to the net OPEB liability/asset would be effective when the changes are legally enforceable. The retirement systems may allocate a portion of the employer contributions to provide for these OPEB benefits.

The proportionate share of each plan's unfunded/funded benefits is presented as a long-term *net OPEB liability* or *net OPEB asset* on the accrual basis of accounting. Any liability for the contractually-required OPEB contribution outstanding at the end of the year is included in pension and postemployment benefits payable on both the accrual and modified accrual bases of accounting.

***Plan Description - District Employees Retirement System (SERS)***

Health Care Plan Description - The GDA contributes to the SERS Health Care Fund, administered by SERS for non-certificated retirees and their beneficiaries. For GASB 75 purposes, this plan is considered a cost-sharing other postemployment benefit (OPEB) plan. SERS' Health Care Plan provides healthcare benefits to eligible individuals receiving retirement, disability, and survivor benefits, and to their eligible dependents. Members who retire after June 1, 1986, need 10 years of service credit, exclusive of most types of purchased credit, to qualify to participate in SERS' health care coverage. In addition to age and service retirees, disability benefit recipients and beneficiaries who are receiving monthly benefits due to the death of a member or retiree, are eligible for SERS' health care coverage. Most retirees and dependents choosing SERS' health care coverage are over the age of 65 and therefore enrolled in a fully insured Medicare Advantage plan; however, SERS maintains a traditional, self-insured preferred provider organization for its non-Medicare retiree population. For both groups, SERS offers a self-insured prescription drug program. Health care is a benefit that is permitted, not mandated, by statute. The financial report of the Plan is included in the SERS Comprehensive Annual Financial Report which can be obtained on SERS' website at [www.ohsers.org](http://www.ohsers.org) under Employers/Audit Resources.

Access to health care for retirees and beneficiaries is permitted in accordance with Section 3309 of the Ohio Revised Code. The Health Care Fund was established and is administered in accordance with Internal Revenue Code Section 105(e). SERS' Retirement Board reserves the right to change or discontinue any health plan or program. Active employee members do not contribute to the Health Care Plan. The SERS Retirement Board established the rules for the premiums paid by the retirees for health care coverage for themselves and their dependents or for their surviving beneficiaries. Premiums vary depending on the plan selected, qualified years of service, Medicare eligibility, and retirement status.

**WEST CARROLLTON CITY SCHOOL DISTRICT  
MONTGOMERY COUNTY, OHIO**

**NOTES TO THE BASIC FINANCIAL STATEMENTS  
FOR THE FISCAL YEAR ENDED JUNE 30, 2020**

**NOTE 12 - DEFINED BENEFIT OPEB PLANS - (Continued)**

Funding Policy - State statute permits SERS to fund the health care benefits through employer contributions. Each year, after the allocation for statutorily required pensions and benefits, the Retirement Board may allocate the remainder of the employer contribution of 14% of covered payroll to the Health Care Fund in accordance with the funding policy. For the fiscal year ended June 30, 2020, SERS did not allocate any employer contributions to post-employment health care. An additional health care surcharge on employers is collected for employees earning less than an actuarially determined minimum compensation amount, prorated if less than a full year of service credit was earned. For fiscal year 2020, this amount was \$19,600. Statutes provide that no employer shall pay a health care surcharge greater than 2% of that employer's SERS-covered payroll; nor may SERS collect in aggregate more than 1.5% of the total statewide SERS-covered payroll for the health care surcharge. For fiscal year 2020, the District's surcharge obligation was \$118,350.

The surcharge added to the allocated portion of the 14% employer contribution rate is the total amount assigned to the Health Care Fund. The District's contractually required contribution to SERS was \$118,350 for fiscal year 2020. This entire amount is reported as pension and postemployment benefits payable.

***Plan Description - State Teachers Retirement System (STRS)***

Plan Description – The State Teachers Retirement System of Ohio (STRS) administers a cost-sharing Health Plan administered for eligible retirees who participated in the defined benefit or combined pension plans offered by STRS. Ohio law authorizes STRS to offer this plan. Benefits include hospitalization, physicians' fees, prescription drugs and partial reimbursement of monthly Medicare Part B premiums. Medicare Part B premium reimbursements will be discontinued effective January 1, 2021. The Plan is included in the report of STRS which can be obtained by visiting [www.strsoh.org](http://www.strsoh.org) or by calling (888) 227-7877.

Funding Policy – Ohio Revised Code Chapter 3307 authorizes STRS to offer the Plan and gives the Retirement Board discretionary authority over how much, if any, of the health care costs will be absorbed by STRS. Active employee members do not contribute to the Health Care Plan. Nearly all health care plan enrollees, for the most recent year, pay a portion of the health care costs in the form of a monthly premium. Under Ohio law, funding for post-employment health care may be deducted from employer contributions, currently 14% of covered payroll. For the fiscal year ended June 30, 2020, STRS did not allocate any employer contributions to post-employment health care.

***OPEB Liabilities/Assets, OPEB Expense, and Deferred Outflows of Resources and Deferred Inflows of Resources Related to OPEB***

The net OPEB liability/asset was measured as of June 30, 2019, and the total OPEB liability/asset used to calculate the net OPEB liability/asset was determined by an actuarial valuation as of that date. The District's proportion of the net OPEB liability/asset was based on the District's share of contributions to the respective retirement systems relative to the contributions of all participating entities.



**WEST CARROLLTON CITY SCHOOL DISTRICT  
MONTGOMERY COUNTY, OHIO**

NOTES TO THE BASIC FINANCIAL STATEMENTS  
FOR THE FISCAL YEAR ENDED JUNE 30, 2020

**NOTE 12 - DEFINED BENEFIT OPEB PLANS - (Continued)**

Following is information related to the proportionate share and OPEB expense:

	<u>SERS</u>	<u>STRS</u>	<u>Total</u>
Proportion of the net OPEB liability/asset prior measurement date	0.19888680%	0.18169039%	
Proportion of the net OPEB liability/asset current measurement date	<u>0.19564280%</u>	<u>0.16574087%</u>	
Change in proportionate share	<u>-0.00324400%</u>	<u>-0.01594952%</u>	
Proportionate share of the net OPEB liability	\$ 4,920,005	\$ -	\$ 4,920,005
Proportionate share of the net OPEB asset	\$ -	\$ 2,745,066	\$ 2,745,066
OPEB expense	\$ (50,619)	\$ (939,870)	\$ (990,489)

At June 30, 2020, the District reported deferred outflows of resources and deferred inflows of resources related to OPEB from the following sources:

	<u>SERS</u>	<u>STRS</u>	<u>Total</u>
<b>Deferred outflows of resources</b>			
Differences between expected and actual experience	\$ 72,221	\$ 248,862	\$ 321,083
Net difference between projected and actual earnings on OPEB plan investments	11,808	-	11,808
Changes of assumptions	359,350	57,700	417,050
Difference between employer contributions and proportionate share of contributions/change in proportionate share	39,834	-	39,834
Contributions subsequent to the measurement date	<u>118,350</u>	<u>-</u>	<u>118,350</u>
Total deferred outflows of resources	<u>\$ 601,563</u>	<u>\$ 306,562</u>	<u>\$ 908,125</u>
<b>Deferred inflows of resources</b>			
Differences between expected and actual experience	\$ 1,080,892	\$ 139,659	\$ 1,220,551
Net difference between projected and actual earnings on OPEB plan investments	-	172,410	172,410
Changes of assumptions	275,702	3,009,647	3,285,349
Difference between employer contributions and proportionate share of contributions/change in proportionate share	<u>237,925</u>	<u>416,678</u>	<u>654,603</u>
Total deferred inflows of resources	<u>\$ 1,594,519</u>	<u>\$ 3,738,394</u>	<u>\$ 5,332,913</u>

**WEST CARROLLTON CITY SCHOOL DISTRICT  
MONTGOMERY COUNTY, OHIO**

NOTES TO THE BASIC FINANCIAL STATEMENTS  
FOR THE FISCAL YEAR ENDED JUNE 30, 2020

**NOTE 12 - DEFINED BENEFIT OPEB PLANS - (Continued)**

\$118,350 reported as deferred outflows of resources related to OPEB resulting from District contributions subsequent to the measurement date will be recognized as a reduction of the net OPEB liability/asset in the year ending June 30, 2021. Other amounts reported as deferred outflows of resources and deferred inflows of resources related to OPEB will be recognized in OPEB expense as follows:

	SERS	STRS	Total
Fiscal Year Ending June 30:			
2021	\$ (443,110)	\$ (754,714)	\$ (1,197,824)
2022	(151,554)	(754,714)	(906,268)
2023	(148,090)	(685,617)	(833,707)
2024	(148,654)	(661,375)	(810,029)
2025	(149,378)	(567,989)	(717,367)
Thereafter	(70,520)	(7,423)	(77,943)
Total	\$ (1,111,306)	\$ (3,431,832)	\$ (4,543,138)

***Actuarial Assumptions - SERS***

The total OPEB liability is determined by SERS' actuaries in accordance with GASB Statement No. 74, as part of their annual actuarial valuation for each retirement plan. Actuarial valuations of an ongoing plan involve estimates of the value of reported amounts (e.g., salaries, credited service) and assumptions about the probability of occurrence of events far into the future (e.g., mortality, disabilities, retirements, employment terminations). Actuarially determined amounts are subject to continual review and potential modifications, as actual results are compared with past expectations and new estimates are made about the future.

Projections of benefits for financial reporting purposes are based on the substantive plan (the plan as understood by the employers and plan members) and include the types of benefits provided at the time of each valuation and the historical pattern of sharing benefit costs between the employers and plan members to that point. The projection of benefits for financial reporting purposes does not explicitly incorporate the potential effects of legal or contractual funding limitations.

Actuarial calculations reflect a long-term perspective. For a newly hired employee, actuarial calculations will take into account the employee's entire career with the employer and also take into consideration the benefits, if any, paid to the employee after termination of employment until the death of the employee and any applicable contingent annuitant. In many cases, actuarial calculations reflect several decades of service with the employer and the payment of benefits after termination.

Key methods and assumptions used in calculating the total OPEB liability in the latest actuarial valuation date of June 30, 2019 are presented below:

**WEST CARROLLTON CITY SCHOOL DISTRICT  
MONTGOMERY COUNTY, OHIO**

NOTES TO THE BASIC FINANCIAL STATEMENTS  
FOR THE FISCAL YEAR ENDED JUNE 30, 2020

**NOTE 12 - DEFINED BENEFIT OPEB PLANS - (Continued)**

Wage inflation	3.00%
Future salary increases, including inflation	3.50% to 18.20%
Investment rate of return	7.50% net of investments expense, including inflation
Municipal bond index rate:	
Measurement date	3.13%
Prior measurement date	3.62%
Single equivalent interest rate, net of plan investment expense, including price inflation:	
Measurement date	3.22%
Prior measurement date	3.70%
Medical trend assumption:	
Measurement date	
Medicare	5.25 to 4.75%
Pre-Medicare	7.00 to 4.75%
Prior measurement date	
Medicare	5.375 to 4.75%
Pre-Medicare	7.25 to 4.75%

Mortality rates were based on the RP-2014 Blue Collar Mortality Table with fully generational projection and Scale BB, 120% of male rates and 110% of female rates. RP-2000 Disabled Mortality Table with 90% for male rates and 100% for female rates set back five years.

The most recent experience study was completed for the five year period ended June 30, 2015.

The long-term expected rate of return on plan assets is reviewed as part of the actuarial five-year experience study. The most recent study covers fiscal years 2010 through 2015, and was adopted by the Board on April 21, 2016. Several factors are considered in evaluating the long-term rate of return assumption including long-term historical data, estimates inherent in current market data, and a log-normal distribution analysis in which best-estimate ranges of expected future real rates of return were developed by the investment consultant for each major asset class. These ranges were combined to produce the long-term expected rate of return, 7.50%, by weighting the expected future real rates of return by the target asset allocation percentage and then adding expected inflation. The capital market assumptions developed by the investment consultant are intended for use over a 10-year horizon and may not be useful in setting the long-term rate of return for funding pension plans which covers a longer timeframe. The assumption is intended to be a long-term assumption and is not expected to change absent a significant change in the asset allocation, a change in the inflation assumption, or a fundamental change in the market that alters expected returns in future years.

The target asset allocation and best estimates of arithmetic real rates of return for each major asset class, as used in the June 30, 2015 five-year experience study, are summarized as follows:

**WEST CARROLLTON CITY SCHOOL DISTRICT  
MONTGOMERY COUNTY, OHIO**

NOTES TO THE BASIC FINANCIAL STATEMENTS  
FOR THE FISCAL YEAR ENDED JUNE 30, 2020

**NOTE 12 - DEFINED BENEFIT OPEB PLANS - (Continued)**

Asset Class	Target Allocation	Long-Term Expected Real Rate of Return
Cash	1.00 %	0.50 %
US Equity	22.50	4.75
International Equity	22.50	7.00
Fixed Income	19.00	1.50
Private Equity	10.00	8.00
Real Assets	15.00	5.00
Multi-Asset Strategies	10.00	3.00
<b>Total</b>	<b>100.00 %</b>	

**Discount Rate** - The discount rate used to measure the total OPEB liability at June 30, 2019 was 3.22%. The discount rate used to measure total OPEB liability prior to June 30, 2019 was 3.70%. The projection of cash flows used to determine the discount rate assumed that contributions will be made from members and the System at the state statute contribution rate of 2.00% of projected covered employee payroll each year, which includes a 1.50% payroll surcharge and 0.50% of contributions from the basic benefits plan. Based on these assumptions, the OPEB plan's fiduciary net position was projected to become insufficient to make future benefit payments during the fiscal year ending June 30, 2025. Therefore, the long-term expected rate of return on OPEB plan assets was used to present value the projected benefit payments through the fiscal year ending June 30, 2024 and the Fidelity General Obligation 20-year Municipal Bond Index rate of 3.13%, as of June 30, 2019 (i.e. municipal bond rate), was used to present value the projected benefit payments for the remaining years in the projection. A municipal bond rate of 3.62% was used as of June 30, 2018. The total present value of projected benefit payments from all years was then used to determine the single rate of return that was used as the discount rate. The projection of future benefit payments for all current plan members was until the benefit payments ran out.

**Sensitivity of the District's Proportionate Share of the Net OPEB Liability to Changes in the Discount Rate and Changes in the Health Care Cost Trend Rates** - The net OPEB liability is sensitive to changes in the discount rate and the health care cost trend rate. The following table presents the net OPEB liability of SERS, what SERS' net OPEB liability would be if it were calculated using a discount rate that is 1 percentage point lower (2.22%) and higher (4.22%) than the current discount rate (3.22%). Also shown is what SERS' net OPEB liability would be based on health care cost trend rates that are 1 percentage point lower (6.00% decreasing to 3.75%) and higher (8.00% decreasing to 5.75%) than the current rate.

	1% Decrease	Current Discount Rate	1% Increase
District's proportionate share of the net OPEB liability	\$ 5,971,953	\$ 4,920,005	\$ 4,083,583

	1% Decrease	Current Trend Rate	1% Increase
District's proportionate share of the net OPEB liability	\$ 3,941,921	\$ 4,920,005	\$ 6,217,686

**WEST CARROLLTON CITY SCHOOL DISTRICT  
MONTGOMERY COUNTY, OHIO**

NOTES TO THE BASIC FINANCIAL STATEMENTS  
FOR THE FISCAL YEAR ENDED JUNE 30, 2020

**NOTE 12 - DEFINED BENEFIT OPEB PLANS - (Continued)**

***Actuarial Assumptions - STRS***

Key methods and assumptions used in the latest actuarial valuation, reflecting experience study results used in the July 1, 2019, actuarial valuation, compared with July 1, 2018, are presented below:

	July 1, 2019		July 1, 2018	
	Initial	Ultimate	Initial	Ultimate
Inflation	2.50%		2.50%	
Projected salary increases	12.50% at age 20 to 2.50% at age 65		12.50% at age 20 to 2.50% at age 65	
Investment rate of return	7.45%, net of investment expenses, including inflation		7.45%, net of investment expenses, including inflation	
Payroll increases	3.00%		3.00%	
Cost-of-living adjustments (COLA)	0.00%		0.00%	
Discounted rate of return	7.45%		7.45%	
Blended discount rate of return	N/A		N/A	
Health care cost trends				
Medical				
Pre-Medicare	5.87%	4.00%	6.00%	4.00%
Medicare	4.93%	4.00%	5.00%	4.00%
Prescription Drug				
Pre-Medicare	7.73%	4.00%	8.00%	4.00%
Medicare	9.62%	4.00%	-5.23%	4.00%

Projections of benefits include the historical pattern of sharing benefit costs between the employers and retired plan members.

For healthy retirees the mortality rates are based on the RP-2014 Annuitant Mortality Table with 50% of rates through age 69, 70% of rates between ages 70 and 79, 90% of rates between ages 80 and 84, and 100% of rates thereafter, projected forward generationally using mortality improvement scale MP-2016. For disabled retirees, mortality rates are based on the RP-2014 Disabled Mortality Table with 90% of rates for males and 100% of rates for females, projected forward generationally using mortality improvement scale MP-2016.

Actuarial assumptions used in the June 30, 2019 valuation are based on the results of an actuarial experience study for the period July 1, 2011 through June 30, 2016.

***Assumption Changes Since the Prior Measurement Date*** - There were no changes in assumptions since the prior measurement date of June 30, 2018.

***Benefit Term Changes Since the Prior Measurement Date*** - There was no change to the claims costs process. Claim curves were trended to the fiscal year ending June 30, 2020 to reflect the current price renewals. The non-Medicare subsidy percentage was increased effective January 1, 2020 from 1.944% to 1.984% per year of service. The non-Medicare frozen subsidy base premium was increased effective January 1, 2020. The Medicare subsidy percentages were adjusted effective January 1, 2021 to 2.1% for the Medicare plan. The Medicare Part B monthly reimbursement elimination date was postponed to January 1, 2021.

**WEST CARROLLTON CITY SCHOOL DISTRICT  
MONTGOMERY COUNTY, OHIO**

NOTES TO THE BASIC FINANCIAL STATEMENTS  
FOR THE FISCAL YEAR ENDED JUNE 30, 2020

**NOTE 12 - DEFINED BENEFIT OPEB PLANS - (Continued)**

STRS' investment consultant develops an estimate range for the investment return assumption based on the target allocation adopted by the Retirement Board. The target allocation and long-term expected rate of return for each major asset class are summarized as follows:

<u>Asset Class</u>	<u>Target Allocation*</u>	<u>Long-Term Expected Real Rate of Return **</u>
Domestic Equity	28.00 %	7.35 %
International Equity	23.00	7.55
Alternatives	17.00	7.09
Fixed Income	21.00	3.00
Real Estate	10.00	6.00
Liquidity Reserves	1.00	2.25
Total	<u>100.00 %</u>	

\* Target weights will be phased in over a 24-month period concluding on July 1, 2019.

\*\*10-Year geometric nominal returns, which include the real rate of return and inflation of 2.25% and does not include investment expenses. Over a 30-year period, STRS' investment consultant indicates that the above target allocations should generate a return above the actuarial rate of return, without net value added by management.

**Discount Rate** - The discount rate used to measure the total OPEB asset was 7.45% as of June 30, 2019. The projection of cash flows used to determine the discount rate assumes STRS Ohio continues to allocate no employer contributions to the health care fund. Based on these assumptions, the OPEB plan's fiduciary net position was projected to be available to make all projected future benefit payments to current plan members. Therefore, the long-term expected rate of return on health care plan investments of 7.45% was used to measure the total OPEB asset as of June 30, 2019.

**Sensitivity of the District's Proportionate Share of the Net OPEB Asset to Changes in the Discount and Health Care Cost Trend Rate** - The following table represents the net OPEB asset as of June 30, 2019, calculated using the current period discount rate assumption of 7.45%, as well as what the net OPEB asset would be if it were calculated using a discount rate that is one percentage point lower (6.45%) or one percentage point higher (8.45%) than the current assumption. Also shown is the net OPEB asset as if it were calculated using health care cost trend rates that are one percentage point lower or one percentage point higher than the current health care cost trend rates.

	<u>1% Decrease</u>	<u>Current Discount Rate</u>	<u>1% Increase</u>
	District's proportionate share of the net OPEB asset	\$ 2,342,368	\$ 2,745,066

	<u>1% Decrease</u>	<u>Current Trend Rate</u>	<u>1% Increase</u>
	District's proportionate share of the net OPEB asset	\$ 3,112,779	\$ 2,745,066

**WEST CARROLLTON CITY SCHOOL DISTRICT  
MONTGOMERY COUNTY, OHIO**

NOTES TO THE BASIC FINANCIAL STATEMENTS  
FOR THE FISCAL YEAR ENDED JUNE 30, 2020

**NOTE 13 - BUDGETARY BASIS OF ACCOUNTING**

While reporting financial position, results of operations, and changes in fund balance on the basis of generally accepted accounting principles (GAAP), the budgetary basis as provided by law is based upon accounting for certain transactions on a basis of cash receipts and disbursements.

The statement of revenues, expenditures and changes in fund balance - budget and actual (non-GAAP budgetary basis) presented for the general fund is presented on the budgetary basis to provide a meaningful comparison of actual results with the budget. The major differences between the budget basis and the GAAP basis are that:

- (a) Revenues and other financing sources are recorded when received in cash (budget basis) as opposed to when susceptible to accrual (GAAP basis);
- (b) Expenditures and other financing uses are recorded when paid in cash (budget basis) as opposed to when the liability is incurred (GAAP basis);
- (c) In order to determine compliance with Ohio law, and to reserve that portion of the applicable appropriation, total outstanding encumbrances (budget basis) are recorded as the equivalent of an expenditure, as opposed to assigned or committed fund balance for that portion of outstanding encumbrances not already recognized as an account payable (GAAP basis);
- (d) Investments are reported on fair value (GAAP basis) rather than cost (budget basis); and,
- (e) Some funds are included in the general fund (GAAP basis), but have separate legally adopted budgets (budget basis).

The adjustments necessary to convert the results of operations for the year on the budget basis to the GAAP basis for the general fund is as follows:

**Net Change in Fund Balance**

	<u>General fund</u>
Budget basis	\$ 1,771,628
Net adjustment for revenue accruals	161,614
Net adjustment for expenditure accruals	73,913
Net adjustment for other sources/uses	356,255
Funds budgeted elsewhere	19,827
Adjustment for encumbrances	370,307
GAAP basis	\$ 2,753,544

Certain funds that are legally budgeted in separate special revenue funds are considered part of the general fund on a GAAP basis. This includes the uniform school supplies fund and the public school support fund.

**WEST CARROLLTON CITY SCHOOL DISTRICT  
MONTGOMERY COUNTY, OHIO**

NOTES TO THE BASIC FINANCIAL STATEMENTS  
FOR THE FISCAL YEAR ENDED JUNE 30, 2020

**NOTE 14 - CONTINGENCIES**

**A. Grants**

The District receives significant financial assistance from numerous federal, State and local agencies in the form of grants. The disbursement of funds received under these programs generally requires compliance with terms and conditions specified in the grant agreements and are subject to audit by the grantor agencies. Any disallowed claims resulting from such audits could become a liability of the District. However, in the opinion of management, any such disallowed claims will not have a material effect on the financial position of the District.

**B. Litigation**

The District is not party to legal proceedings at June 30, 2020.

**C. Foundation Funding**

District Foundation funding is based on the annualized full-time equivalent (FTE) enrollment of each student. Effective for the 2019-2020 school year, traditional Districts must comply with minimum hours of instruction, instead of a minimum number of school days each year. The funding formula the Ohio Department of Education (ODE) is legislatively required to follow will continue to adjust as enrollment information is updated by the District, which can extend past the fiscal year-end. As of the date of this report, ODE has finalized the impact of enrollment adjustments to the June 30, 2020 Foundation funding for the District. The District has determined that these adjustments are immaterial.

**NOTE 15 - SET-ASIDES**

The District is required by State law to annually set-aside certain general fund revenue amounts, as defined by statutory formula, for the acquisition and construction of capital improvements. Amounts not spent by the end of the fiscal year or offset by similarly restricted resources received during the year must be held in cash at fiscal year-end. This amount must be carried forward to be used for the same purpose in future years. Expenditures exceeding the set-aside requirement may not be carried forward to the next fiscal year.

The following cash-basis information describes the change in the fiscal year-end set-aside amount for capital improvements. Disclosure of this information is required by State statute.

	Capital <u>Improvements</u>
Set-aside balance June 30, 2019	\$ -
Current year set-aside requirement	623,829
Current year qualifying expenditures	(780,567)
Current year offsets	<u>(827,312)</u>
Total	\$ <u>(984,050)</u>
Balance carried forward to fiscal year 2021	<u>\$ -</u>
Set-aside balance June 30, 2020	<u>\$ -</u>



**WEST CARROLLTON CITY SCHOOL DISTRICT  
MONTGOMERY COUNTY, OHIO**

**NOTES TO THE BASIC FINANCIAL STATEMENTS  
FOR THE FISCAL YEAR ENDED JUNE 30, 2020**

**NOTE 15 - SET-ASIDES - (Continued)**

The District had current year qualifying expenditures and offsets that reduced the set-aside amount to below zero. The negative amount may not be used to reduce future capital set-aside requirements.

**NOTE 16 - OTHER COMMITMENTS**

The District utilizes encumbrance accounting as part of its budgetary controls. Encumbrances outstanding at year end may be reported as part of restricted, committed, or assigned classifications of fund balance. At year end, the District's commitments for encumbrances in the governmental funds were as follows:

<u>Fund</u>	<u>Year-End Encumbrances</u>
General fund	\$ 383,104
Building fund	2,524,744
Nonmajor governmental funds	<u>480,288</u>
Total	<u>\$ 3,388,136</u>

**NOTE 17 - TAX ABATEMENTS ENTERED INTO BY OTHER GOVERNMENTS**

The Cities of Moraine and West Carrollton provide tax abatements through Community Reinvestment Area (CRA) agreements. Under the agreements, various businesses receive the abatement of property taxes in exchange for bringing jobs and economic development to the City. The agreements affect the property tax receipts collected and distributed to the District. Under the agreements, the District's property taxes were reduced by \$169,111 during fiscal year 2020.

**NOTE 18 - COVID-19**

The United States and the State of Ohio declared a state of emergency in March 2020 due to the COVID-19 pandemic. The financial impact of COVID-19 and the continuing emergency measures may impact subsequent periods of the District. The District's investment portfolio and the investments of the pension and other employee benefit plans are subject to increased market volatility, which may result in a significant decline in fair value, consistent with the general decline in financial markets. However, because the values of individual investments fluctuate with market conditions, the amount of losses that will be recognized in subsequent periods, if any, cannot be determined. In addition, the impact on the District's future operating costs, revenues, and any recovery from emergency funding, either federal or state, cannot be estimated.

**NOTE 19 - INTERFUND TRANSACTIONS**

A. Interfund loans receivable/payable consisted of the following at June 30, 2020, as reported on the fund statements:

<u>Receivable Fund</u>	<u>Payable Fund</u>	<u>Amount</u>
General fund	Nonmajor governmental funds	\$ 550,000

**WEST CARROLLTON CITY SCHOOL DISTRICT  
MONTGOMERY COUNTY, OHIO**

**NOTES TO THE BASIC FINANCIAL STATEMENTS  
FOR THE FISCAL YEAR ENDED JUNE 30, 2020**

**NOTE 19 - INTERFUND TRANSACTIONS - (Continued)**

The primary purpose of the interfund balances is to cover costs in specific funds where revenues were not received by June 30. These interfund balances will be repaid once the anticipated revenues are received. Interfund balances between governmental funds are eliminated on the government-wide financial statements.

- B.** Due to/from other funds consisted of the following at June 30, 2020, as reported on the fund statements:

<u>Receivable Fund</u>	<u>Payable Fund</u>	<u>Amount</u>
General fund	Nonmajor governmental funds	\$ 56,137

The primary purpose of the interfund balances is to cover temporary cash deficits at June 30, 2020 due to advance spending of approved grant monies. These interfund balances will be repaid once the anticipated revenues are received. Interfund balances between governmental funds are eliminated on the government-wide financial statements.

REQUIRED SUPPLEMENTARY INFORMATION

**WEST CARROLLTON CITY SCHOOL DISTRICT  
MONTGOMERY COUNTY, OHIO**

SCHEDULES OF REQUIRED SUPPLEMENTARY INFORMATION

SCHEDULE OF THE DISTRICT'S PROPORTIONATE SHARE OF  
THE NET PENSION LIABILITY  
SCHOOL EMPLOYEES RETIREMENT SYSTEM (SERS) OF OHIO

LAST SEVEN FISCAL YEARS

	<u>2020</u>	<u>2019</u>	<u>2018</u>	<u>2017</u>
District's proportion of the net pension liability	0.18986410%	0.19640600%	0.19214810%	0.21826550%
District's proportionate share of the net pension liability	\$ 11,359,902	\$ 11,248,535	\$ 11,480,425	\$ 15,975,021
District's covered payroll	\$ 6,764,681	\$ 6,375,074	\$ 6,357,107	\$ 6,589,300
District's proportionate share of the net pension liability as a percentage of its covered payroll	167.93%	176.45%	180.59%	242.44%
Plan fiduciary net position as a percentage of the total pension liability	70.85%	71.36%	69.50%	62.98%

Note: Information prior to 2014 was unavailable. Schedule is intended to show information for 10 years. Additional years will be displayed as they become available.

Amounts presented for each fiscal year were determined as of the District's measurement date which is the prior year-end.

SEE ACCOMPANYING NOTES TO THE REQUIRED SUPPLEMENTARY INFORMATION

<u>2016</u>	<u>2015</u>	<u>2014</u>
0.21408180%	0.21231500%	0.21231500%
\$ 12,215,715	\$ 10,745,141	\$ 12,625,692
\$ 6,444,977	\$ 6,169,452	\$ 5,943,418
189.54%	174.17%	212.43%
69.16%	71.70%	65.52%

**WEST CARROLLTON CITY SCHOOL DISTRICT  
MONTGOMERY COUNTY, OHIO**

SCHEDULES OF REQUIRED SUPPLEMENTARY INFORMATION

SCHEDULE OF THE DISTRICT'S PROPORTIONATE SHARE OF  
THE NET PENSION LIABILITY  
STATE TEACHERS RETIREMENT SYSTEM (STRS) OF OHIO

LAST SEVEN FISCAL YEARS

	<u>2020</u>	<u>2019</u>	<u>2018</u>	<u>2017</u>
District's proportion of the net pension liability	0.16574087%	0.18169039%	0.18206630%	0.19232888%
District's proportionate share of the net pension liability	\$ 36,652,597	\$ 39,949,637	\$ 43,250,240	\$ 64,378,274
District's covered payroll	\$ 19,042,764	\$ 20,743,850	\$ 20,130,043	\$ 20,222,093
District's proportionate share of the net pension liability as a percentage of its covered payroll	192.48%	192.59%	214.85%	318.36%
Plan fiduciary net position as a percentage of the total pension liability	77.40%	77.31%	75.30%	66.80%

Note: Information prior to 2014 was unavailable. Schedule is intended to show information for 10 years. Additional years will be displayed as they become available.

Amounts presented for each fiscal year were determined as of the District's measurement date which is the prior year-end.

SEE ACCOMPANYING NOTES TO THE REQUIRED SUPPLEMENTARY INFORMATION

<u>2016</u>	<u>2015</u>	<u>2014</u>
0.18438802%	0.18026510%	0.18026510%
\$ 50,959,455	\$ 43,846,711	\$ 52,229,915
\$ 19,237,800	\$ 18,418,115	\$ 17,731,931
264.89%	238.06%	294.55%
72.10%	74.70%	69.30%

**WEST CARROLLTON CITY SCHOOL DISTRICT  
MONTGOMERY COUNTY, OHIO**

SCHEDULES OF REQUIRED SUPPLEMENTARY INFORMATION

SCHEDULE OF DISTRICT PENSION CONTRIBUTIONS  
SCHOOL EMPLOYEES RETIREMENT SYSTEM (SERS) OF OHIO

	LAST TEN FISCAL YEARS			
	<u>2020</u>	<u>2019</u>	<u>2018</u>	<u>2017</u>
Contractually required contribution	\$ 931,149	\$ 913,232	\$ 860,635	\$ 889,995
Contributions in relation to the contractually required contribution	<u>(931,149)</u>	<u>(913,232)</u>	<u>(860,635)</u>	<u>(889,995)</u>
Contribution deficiency (excess)	<u>\$ -</u>	<u>\$ -</u>	<u>\$ -</u>	<u>\$ -</u>
District's covered payroll	\$ 6,651,064	\$ 6,764,681	\$ 6,375,074	\$ 6,357,107
Contributions as a percentage of covered payroll	14.00%	13.50%	13.50%	14.00%

SEE ACCOMPANYING NOTES TO THE REQUIRED SUPPLEMENTARY INFORMATION



<u>2016</u>	<u>2015</u>	<u>2014</u>	<u>2013</u>	<u>2012</u>	<u>2011</u>
\$ 922,502	\$ 849,448	\$ 855,086	\$ 822,569	\$ 816,350	\$ 778,362
<u>(922,502)</u>	<u>(849,448)</u>	<u>(855,086)</u>	<u>(822,569)</u>	<u>(816,350)</u>	<u>(778,362)</u>
<u>\$ -</u>	<u>\$ -</u>	<u>\$ -</u>	<u>\$ -</u>	<u>\$ -</u>	<u>\$ -</u>
\$ 6,589,300	\$ 6,444,977	\$ 6,169,452	\$ 5,943,418	\$ 6,069,517	\$ 6,192,220
14.00%	13.18%	13.86%	13.84%	13.45%	12.57%

**WEST CARROLLTON CITY SCHOOL DISTRICT  
MONTGOMERY COUNTY, OHIO**

SCHEDULES OF REQUIRED SUPPLEMENTARY INFORMATION

SCHEDULE OF DISTRICT PENSION CONTRIBUTIONS  
STATE TEACHERS RETIREMENT SYSTEM (STRS) OF OHIO

	LAST TEN FISCAL YEARS			
	<u>2020</u>	<u>2019</u>	<u>2018</u>	<u>2017</u>
Contractually required contribution	\$ 2,853,152	\$ 2,665,987	\$ 2,904,139	\$ 2,818,206
Contributions in relation to the contractually required contribution	<u>(2,853,152)</u>	<u>(2,665,987)</u>	<u>(2,904,139)</u>	<u>(2,818,206)</u>
Contribution deficiency (excess)	<u>\$ -</u>	<u>\$ -</u>	<u>\$ -</u>	<u>\$ -</u>
District's covered payroll	\$ 20,379,657	\$ 19,042,764	\$ 20,743,850	\$ 20,130,043
Contributions as a percentage of covered payroll	14.00%	14.00%	14.00%	14.00%

SEE ACCOMPANYING NOTES TO THE REQUIRED SUPPLEMENTARY INFORMATION

<u>2016</u>	<u>2015</u>	<u>2014</u>	<u>2013</u>	<u>2012</u>	<u>2011</u>
\$ 2,831,093	\$ 2,693,292	\$ 2,394,355	\$ 2,305,151	\$ 2,423,648	\$ 2,522,511
<u>(2,831,093)</u>	<u>(2,693,292)</u>	<u>(2,394,355)</u>	<u>(2,305,151)</u>	<u>(2,423,648)</u>	<u>(2,522,511)</u>
<u>\$ -</u>	<u>\$ -</u>	<u>\$ -</u>	<u>\$ -</u>	<u>\$ -</u>	<u>\$ -</u>
\$ 20,222,093	\$ 19,237,800	\$ 18,418,115	\$ 17,731,931	\$ 18,643,446	\$ 19,403,931
14.00%	14.00%	13.00%	13.00%	13.00%	13.00%

**WEST CARROLLTON CITY SCHOOL DISTRICT  
MONTGOMERY COUNTY, OHIO**

SCHEDULES OF REQUIRED SUPPLEMENTARY INFORMATION

SCHEDULE OF THE DISTRICT'S PROPORTIONATE SHARE OF  
THE NET OPEB LIABILITY  
SCHOOL EMPLOYEES RETIREMENT SYSTEM (SERS) OF OHIO

LAST FOUR FISCAL YEARS

	<u>2020</u>	<u>2019</u>	<u>2018</u>	<u>2017</u>
District's proportion of the net OPEB liability	0.19564280%	0.19888680%	0.19483970%	0.22088911%
District's proportionate share of the net OPEB liability	\$ 4,920,005	\$ 5,517,657	\$ 5,228,986	\$ 6,296,157
District's covered payroll	\$ 6,764,681	\$ 6,375,074	\$ 6,357,107	\$ 6,589,300
District's proportionate share of the net OPEB liability as a percentage of its covered payroll	72.73%	86.55%	82.25%	95.55%
Plan fiduciary net position as a percentage of the total OPEB liability	15.57%	13.57%	12.46%	11.49%

Note: Information prior to 2017 was unavailable. Schedule is intended to show information for 10 years. Additional years will be displayed as they become available.

Amounts presented for each fiscal year were determined as of the District's measurement date which is the prior year-end.

SEE ACCOMPANYING NOTES TO THE REQUIRED SUPPLEMENTARY INFORMATION

**WEST CARROLLTON CITY SCHOOL DISTRICT  
MONTGOMERY COUNTY, OHIO**

SCHEDULES OF REQUIRED SUPPLEMENTARY INFORMATION

SCHEDULE OF THE DISTRICT'S PROPORTIONATE SHARE OF  
THE NET OPEB LIABILITY/ASSET  
STATE TEACHERS RETIREMENT SYSTEM (STRS) OF OHIO

LAST FOUR FISCAL YEARS

	<u>2020</u>	<u>2019</u>	<u>2018</u>	<u>2017</u>
District's proportion of the net OPEB liability/asset	0.16574087%	0.18169039%	0.18206630%	0.19232888%
District's proportionate share of the net OPEB liability/(asset)	\$ (2,745,066)	\$ (2,919,579)	\$ 7,103,555	\$ 10,285,799
District's covered payroll	\$ 19,042,764	\$ 20,743,850	\$ 20,130,043	\$ 20,222,093
District's proportionate share of the net OPEB liability/asset as a percentage of its covered payroll	14.42%	14.07%	35.29%	50.86%
Plan fiduciary net position as a percentage of the total OPEB liability/asset	174.70%	176.00%	47.10%	37.30%

Note: Information prior to 2017 was unavailable. Schedule is intended to show information for 10 years. Additional years will be displayed as they become available.

Amounts presented for each fiscal year were determined as of the District's measurement date which is the prior year-end.

SEE ACCOMPANYING NOTES TO THE REQUIRED SUPPLEMENTARY INFORMATION

**WEST CARROLLTON CITY SCHOOL DISTRICT  
MONTGOMERY COUNTY, OHIO**

SCHEDULES OF REQUIRED SUPPLEMENTARY INFORMATION

SCHEDULE OF DISTRICT OPEB CONTRIBUTIONS  
SCHOOL EMPLOYEES RETIREMENT SYSTEM (SERS) OF OHIO

	LAST TEN FISCAL YEARS			
	<u>2020</u>	<u>2019</u>	<u>2018</u>	<u>2017</u>
Contractually required contribution	\$ 118,350	\$ 158,249	\$ 137,692	\$ 105,516
Contributions in relation to the contractually required contribution	<u>(118,350)</u>	<u>(158,249)</u>	<u>(137,692)</u>	<u>(105,516)</u>
Contribution deficiency (excess)	<u>\$ -</u>	<u>\$ -</u>	<u>\$ -</u>	<u>\$ -</u>
District's covered payroll	\$ 6,651,064	\$ 6,764,681	\$ 6,375,074	\$ 6,357,107
Contributions as a percentage of covered payroll	1.78%	2.34%	2.16%	1.66%

SEE ACCOMPANYING NOTES TO THE REQUIRED SUPPLEMENTARY INFORMATION

<u>2016</u>	<u>2015</u>	<u>2014</u>	<u>2013</u>	<u>2012</u>	<u>2011</u>
\$ 111,619	\$ 159,188	\$ 98,715	\$ 99,565	\$ 126,011	\$ 176,879
<u>(111,619)</u>	<u>(159,188)</u>	<u>(98,715)</u>	<u>(99,565)</u>	<u>(126,011)</u>	<u>(176,879)</u>
<u>\$ -</u>	<u>\$ -</u>	<u>\$ -</u>	<u>\$ -</u>	<u>\$ -</u>	<u>\$ -</u>
\$ 6,589,300	\$ 6,444,977	\$ 6,169,452	\$ 5,943,418	\$ 6,069,517	\$ 6,192,220
1.69%	2.47%	1.60%	1.68%	2.08%	2.86%

**WEST CARROLLTON CITY SCHOOL DISTRICT  
MONTGOMERY COUNTY, OHIO**

SCHEDULES OF REQUIRED SUPPLEMENTARY INFORMATION

SCHEDULE OF DISTRICT OPEB CONTRIBUTIONS  
STATE TEACHERS RETIREMENT SYSTEM (STRS) OF OHIO

	LAST TEN FISCAL YEARS			
	<u>2020</u>	<u>2019</u>	<u>2018</u>	<u>2017</u>
Contractually required contribution	\$ -	\$ -	\$ -	\$ -
Contributions in relation to the contractually required contribution	<u>-</u>	<u>-</u>	<u>-</u>	<u>-</u>
Contribution deficiency (excess)	<u>\$ -</u>	<u>\$ -</u>	<u>\$ -</u>	<u>\$ -</u>
District's covered payroll	\$ 20,379,657	\$ 19,042,764	\$ 20,743,850	\$ 20,130,043
Contributions as a percentage of covered payroll	0.00%	0.00%	0.00%	0.00%

SEE ACCOMPANYING NOTES TO THE REQUIRED SUPPLEMENTARY INFORMATION



<u>2016</u>	<u>2015</u>	<u>2014</u>	<u>2013</u>	<u>2012</u>	<u>2011</u>
\$ -	\$ -	\$ 187,455	\$ 177,319	\$ 186,434	\$ 194,039
-	-	(187,455)	(177,319)	(186,434)	(194,039)
<u>\$ -</u>	<u>\$ -</u>	<u>\$ -</u>	<u>\$ -</u>	<u>\$ -</u>	<u>\$ -</u>
\$ 20,222,093	\$ 19,237,800	\$ 18,418,115	\$ 17,731,931	\$ 18,643,446	\$ 19,403,931
0.00%	0.00%	1.00%	1.00%	1.00%	1.00%

THIS PAGE IS INTENTIONALLY LEFT BLANK

**WEST CARROLLTON CITY SCHOOL DISTRICT  
MONTGOMERY COUNTY, OHIO**

NOTES TO THE REQUIRED SUPPLEMENTARY INFORMATION  
FOR THE FISCAL YEAR ENDED JUNE 30, 2020

PENSION

---

*SCHOOL EMPLOYEES RETIREMENT SYSTEM (SERS) OF OHIO*

Changes in benefit terms: There were no changes in benefit terms from the amounts reported for fiscal years 2014-2017. For fiscal year 2018, SERS changed from a fixed 3% annual increase to a Cost of Living Adjustment (COLA) based on the changes in the Consumer Price Index (CPI-W), with a cap of 2.5% and a floor of 0%. There were no changes in benefit terms from the amounts previously reported for fiscal years 2019-2020.

Changes in assumptions: There were no changes in methods and assumptions used in the calculation of actuarial determined contributions for fiscal years 2014-2016. For fiscal year 2017, the following changes of assumptions affected the total pension liability since the prior measurement date: (a) the assumed rate of inflation was reduced from 3.25% to 3.00%, (b) payroll growth assumption was reduced from 4.00% to 3.50%, (c) assumed real wage growth was reduced from 0.75% to 0.50%, (d) Rates of withdrawal, retirement and disability were updated to reflect recent experience, (e) mortality among active members was updated to RP-2014 Blue Collar Mortality Table with fully generational projection and a five year age set-back for both males and females, (f) mortality among service retired members, and beneficiaries was updated to the following RP-2014 Blue Collar Mortality Table with fully generational projection with Scale BB, 120% of male rates, and 110% of female rates, (g) mortality among disabled members was updated to RP-2000 Disabled Mortality Table, 90% for male rates and 100% for female rates, set back five years is used for the period after disability retirement and (h) the discount rate was reduced from 7.75% to 7.50%. There were no changes in methods and assumptions used in the calculation of actuarial determined contributions for fiscal years 2018-2020.

*STATE TEACHERS RETIREMENT SYSTEM (STRS) OF OHIO*

Changes in benefit terms: There were no changes in benefit terms from the amounts reported for fiscal years 2014-2017. For fiscal year 2018, STRS decreased the Cost of Living Adjustment (COLA) to zero. There were no changes in benefit terms from amounts previously reported for fiscal years 2019-2020.

Changes in assumptions: There were no changes in methods and assumptions used in the calculation of actuarial determined contributions for fiscal years 2014-2017. For fiscal year 2018, the following changes of assumption affected the total pension liability since the prior measurement date: (a) the long term expected rate of return was reduced from 7.75% to 7.45%, (b) the inflation assumption was lowered from 2.75% to 2.50%, (c) the payroll growth assumption was lowered to 3.00%, (d) total salary increases rate was lowered by decreasing the merit component of the individual salary increases, in addition to a decrease of 0.25% due to lower inflation (e) the healthy and disabled mortality assumptions were updated to the RP-2014 mortality tables with generational improvement scale MP-2016 and (f) rates of retirement, termination and disability were modified to better reflect anticipated future experience. There were no changes in methods and assumptions used in the calculation of actuarial determined contributions for fiscal year 2020.

(Continued)

**WEST CARROLLTON CITY SCHOOL DISTRICT  
MONTGOMERY COUNTY, OHIO**

NOTES TO THE REQUIRED SUPPLEMENTARY INFORMATION (CONTINUED)  
FOR THE FISCAL YEAR ENDED JUNE 30, 2020

OTHER POSTEMPLOYMENT BENEFITS (OPEB)

---

*SCHOOL EMPLOYEES RETIREMENT SYSTEM (SERS) OF OHIO*

Changes in benefit terms: There were no changes in benefit terms from the amounts previously reported for fiscal years 2017-2020.

Changes in assumptions: There were no changes in methods and assumptions used in the calculation of actuarial determined contributions for fiscal year 2017. For fiscal year 2018, the following changes of assumptions affected the total OPEB liability since the prior measurement date: (a) assumed rate of inflation was reduced from 3.25% to 3.00%, (b) payroll growth assumption was reduced from 4.00% to 3.50%, (c) assumed real wage growth was reduced from 0.75% to 0.50%, (d) rates of withdrawal, retirement, and disability were updated to reflect recent experience, (e) mortality among active members was updated to the following: RP-2014 Blue Collar Mortality Table with fully generational projection and a five-year age set-back for both males and females, (f) mortality among service retired members, and beneficiaries was updated to the following: RP-2014 Blue Collar Mortality Table with fully generational projection with Scale BB, 120% of male rates, and 110% of female rates, (g) mortality among disabled members was updated to the following: RP-2000 Disabled Mortality Table, 90% for male rates and 100% for female rates, set back five years is used for the period after disability retirement, (h) the municipal bond index rate increased from 2.92% to 3.56% and (i) the single equivalent interest rate, net of plan investment expense, including price inflation increased from 2.98% to 3.63%. For fiscal year 2019, the following changes of assumptions affected the total OPEB liability since the prior measurement date: (a) the discount rate increased from 3.63% to 3.70%, (b) the health care cost trend rates for Medicare were changed from a range of 5.50%-5.00% to a range of 5.375%-4.75% and Pre-Medicare were changed from a range of 7.50%-5.00% to a range of 7.25%-4.75%, (c) the municipal bond index rate increased from 3.56% to 3.62% and (d) the single equivalent interest rate, net of plan investment expense, including price inflation increased from 3.63% to 3.70%. For fiscal year 2020, the following changes of assumptions affected the total OPEB liability since the prior measurement date: (a) the discount rate decreased from 3.70% to 3.22%, (b) the health care cost trend rates for Medicare were changed from a range of 5.375%-4.75% to a range of 5.25%-4.75% and Pre-Medicare were changed from a range of 7.25%-4.75% to a range of 7.00%-4.75%, (c) the municipal bond index rate decreased from 3.62% to 3.13% and (d) the single equivalent interest rate, net of plan investment expense, including price inflation decreased from 3.70% to 3.22%.

*STATE TEACHERS RETIREMENT SYSTEM (STRS) OF OHIO*

Changes in benefit terms: There were no changes in benefit terms from the amounts previously reported for fiscal year 2017. For fiscal year 2018, STRS reduced the subsidy multiplier for non-Medicare benefit recipients from 2.1% to 1.9% per year of service. Medicare Part B premium reimbursements were discontinued for certain survivors and beneficiaries and all remaining Medicare Part B premium reimbursements will be discontinued beginning January 2019. For fiscal year 2019, STRS increased the subsidy multiplier for non-Medicare benefit recipients from 1.9% to 1.944% per year of service effective January 1, 2019. The non-Medicare frozen subsidy base premium was increased January 1, 2019 and all remaining Medicare Part B premium reimbursements will be discontinued beginning January 1, 2020. For fiscal year 2020, STRS increase the subsidy percentage from 1.944% to 1.984% effective January 1, 2020. The Medicare subsidy percentages were adjusted effective January 1, 2021 to 2.1% for the Medicare plan. The Medicare Part B monthly reimbursement elimination date was postponed to January 1, 2021.

Changes in assumptions: There were no changes in methods and assumptions used in the calculation of actuarial determined contributions for fiscal year 2017. For fiscal year 2018, the following changes of assumption affected the total OPEB liability since the prior measurement date: (a) the discount rate was increased from 3.26% to 4.13% based on the methodology defined under GASB Statement No. 74, Financial Reporting for Postemployment Benefit Plans Other Than Pension Plans (OPEB), (b) the long term expected rate of return was reduced from 7.75% to 7.45%, (c) valuation year per capita health care costs were updated, and the salary scale was modified, (d) the percentage of future retirees electing each option was updated based on current data and the percentage of future disabled retirees and terminated vested participants electing health coverage were decreased and (e) the assumed mortality, disability, retirement, withdrawal and future health care cost trend rates were modified along with the portion of rebated prescription drug costs. For fiscal year 2019, the following changes of assumptions affected the total OPEB liability/asset since the prior measurement date: (a) the discount rate was increased from the blended rate of 4.13% to the long-term expected rate of return of 7.45% based on the methodology defined under GASB Statement No. 74, Financial Reporting for Postemployment Benefit Plans Other Than Pension Plans (OPEB) and (b) decrease in health care cost trend rates from 6.00%-11.00% initial; 4.50% ultimate down to Medical Pre-Medicare 6.00% and Medicare 5.00% initial; 4.00% ultimate and Prescription Drug Pre-Medicare 8.00% and Medicare (5.23%) initial; 4.00% ultimate. For fiscal year 2020, health care cost trend rates were changed to the following: medical pre-medicare from 6.00% initial - 4.00% ultimate down to 5.87% initial - 4.00% ultimate; medical medicare from 5.00% initial - 4.00% ultimate down to 4.93% initial - 4.00% ultimate; prescription drug pre-medicare from 8.00% initial - 4.00% ultimate down to 7.73% initial - 4.00% ultimate and (5.23%) initial - 4.00% ultimate up to 9.62% initial - 4.00% ultimate.

**WEST CARROLLTON CITY SCHOOL DISTRICT  
MONTGOMERY COUNTY**

**SCHEDULE OF EXPENDITURES OF FEDERAL AWARDS  
FOR THE FISCAL YEAR ENDED JUNE 30, 2020**

<b>FEDERAL GRANTOR Pass Through Grantor Program / Cluster Title</b>	<b>Federal CFDA Number</b>	<b>(1)(2) Total Federal Expenditures</b>	<b>Non-Cash Federal Expenditures</b>
<b>U.S. DEPARTMENT OF AGRICULTURE</b>			
<b>Passed Through Ohio Department of Education</b>			
Child Nutrition Cluster:			
School Breakfast Program	10.553	\$246,055	\$28,566
COVID-19 School Breakfast Program	10.553	68,037	
National School Lunch Program	10.555	623,391	85,697
COVID-19 National School Lunch Program	10.555	130,219	
Special Milk Program for Children	10.556	2,315	
COVID-19 Special Milk Program for Children	10.556	178	
Total Child Nutrition Cluster		<u>1,070,195</u>	<u>114,263</u>
Total U.S. Department of Agriculture		<u>1,070,195</u>	<u>114,263</u>
<b>U.S. DEPARTMENT OF EDUCATION</b>			
<b>Passed Through Ohio Department of Education</b>			
Title I Grants to Local Educational Agencies	84.010	1,191,477	
Special Education Cluster (IDEA):			
Special Education Grants to States	84.027	903,666	
Special Education Preschool Grants	84.173	31,634	
Total Special Education Cluster (IDEA)		<u>935,300</u>	
Supporting Effective Instruction State Grants	84.367	173,903	
English Language Acquisition State Grants	84.365	39,230	
Student Support and Academic Enrichment Program	84.424	85,983	
Total U.S. Department of Education		<u>2,425,893</u>	
<b>U.S. DEPARTMENT OF TREASURY</b>			
<b>Passed Through Montgomery County</b>			
COVID-19 Coronavirus Relief Fund	21.019	14,468	
Total U.S. Department of the Treasury		14,468	
Total Expenditures of Federal Awards		<u><u>\$3,510,556</u></u>	<u><u>\$114,263</u></u>

(1) There were no pass through entity identifying numbers.

(2) There were no amounts passed through to subrecipients.

*The accompanying notes are an integral part of this schedule.*

**This page intentionally left blank.**

**WEST CARROLLTON CITY SCHOOL DISTRICT  
MONTGOMERY COUNTY**

**NOTES TO THE SCHEDULE OF EXPENDITURES OF FEDERAL AWARDS  
2 CFR 200.510(b)(6)  
FOR THE FISCAL YEAR ENDED JUNE 30, 2020**

**NOTE A – BASIS OF PRESENTATION**

The accompanying Schedule of Expenditures of Federal Awards (the Schedule) includes the federal award activity of West Carrollton City School District (the District's) under programs of the federal government for the fiscal year ended June 30, 2020. The information on this Schedule is prepared in accordance with the requirements of Title 2 U.S. Code of Federal Regulations Part 200, *Uniform Administrative Requirements, Cost Principles, and Audit Requirements for Federal Awards* (Uniform Guidance). Because the Schedule presents only a selected portion of the operations of the District, it is not intended to and does not present the financial position or changes in net position of the District.

**NOTE B – SUMMARY OF SIGNIFICANT ACCOUNTING POLICIES**

Expenditures reported on the Schedule are reported on the cash basis of accounting. Such expenditures are recognized following the cost principles contained in Uniform Guidance wherein certain types of expenditures may or may not be allowable or may be limited as to reimbursement.

**NOTE C – INDIRECT COST RATE**

The District has elected not to use the 10-percent de minimis indirect cost rate as allowed under the Uniform Guidance.

**NOTE D – SUB-RECIPIENTS**

The District did not provide funds to sub-recipients during the audit period.

**NOTE E - CHILD NUTRITION CLUSTER**

The District commingles cash receipts from the U.S. Department of Agriculture with similar State grants. When reporting expenditures on this Schedule, the District assumes it expends federal monies first.

**NOTE F – FOOD DONATION PROGRAM**

The District reports commodities consumed on the Schedule at the entitlement value. The District allocated donated food commodities to the respective programs that benefitted from the use of those donated food commodities.

**This page intentionally left blank.**



# OHIO AUDITOR OF STATE KEITH FABER



One First National Plaza  
130 West Second Street, Suite 2040  
Dayton, Ohio 45402-1502  
(937) 285-6677 or (800) 443-9274  
WestRegion@ohioauditor.gov

## INDEPENDENT AUDITOR'S REPORT ON INTERNAL CONTROL OVER FINANCIAL REPORTING AND ON COMPLIANCE AND OTHER MATTERS REQUIRED BY *GOVERNMENT AUDITING STANDARDS*

West Carrollton City School District  
Montgomery County  
430 East Pease Avenue  
West Carrollton, Ohio 45449

To the Board of Education:

We have audited, in accordance with auditing standards generally accepted in the United States and the Comptroller General of the United States' *Government Auditing Standards*, the financial statements of the governmental activities, each major fund, and the aggregate remaining fund information of the West Carrollton City School District, Montgomery County, (the District) as of and for the fiscal year ended June 30, 2020, and the related notes to the financial statements, which collectively comprise the District's basic financial statements and have issued our report thereon dated March 1, 2021, wherein we noted the District adopted new accounting guidance in Governmental Accounting Standards Board (GASB) Statement No. 84, *Fiduciary Activities*, and the financial impact of COVID-19 and the continuing emergency measures may impact subsequent periods of District.

### ***Internal Control Over Financial Reporting***

As part of our financial statement audit, we considered the District's internal control over financial reporting (internal control) as a basis for designing audit procedures appropriate in the circumstances to the extent necessary to support our opinions on the financial statements, but not to the extent necessary to opine on the effectiveness of the District's internal control. Accordingly, we have not opined on it.

A *deficiency in internal control* exists when the design or operation of a control does not allow management or employees, when performing their assigned functions, to prevent, or detect and timely correct misstatements. A *material weakness* is a deficiency, or combination of internal control deficiencies resulting in a reasonable possibility that internal control will not prevent or detect and timely correct a material misstatement of the District's financial statements. A *significant deficiency* is a deficiency, or a combination of deficiencies, in internal control that is less severe than a material weakness, yet important enough to merit attention by those charged with governance.

Our consideration of internal control was for the limited purpose described in the first paragraph of this section and was not designed to identify all internal control deficiencies that might be material weaknesses or significant deficiencies. Given these limitations, we did not identify any deficiencies in internal control that we consider material weaknesses. However, unidentified material weaknesses may exist.

***Compliance and Other Matters***

As part of reasonably assuring whether the District's financial statements are free of material misstatement, we tested its compliance with certain provisions of laws, regulations, contracts, and grant agreements, noncompliance with which could directly and materially affect the financial statements. However, opining on compliance with those provisions was not an objective of our audit and accordingly, we do not express an opinion. The results of our tests disclosed no instances of noncompliance or other matters we must report under *Government Auditing Standards*.

***Purpose of this Report***

This report only describes the scope of our internal control and compliance testing and our testing results, and does not opine on the effectiveness of the District's internal control or on compliance. This report is an integral part of an audit performed under *Government Auditing Standards* in considering the District's internal control and compliance. Accordingly, this report is not suitable for any other purpose.



Keith Faber  
Auditor of State  
Columbus, Ohio

March 1, 2021

# OHIO AUDITOR OF STATE KEITH FABER



One First National Plaza  
130 West Second Street, Suite 2040  
Dayton, Ohio 45402-1502  
(937) 285-6677 or (800) 443-9274  
WestRegion@ohioauditor.gov

## INDEPENDENT AUDITOR'S REPORT ON COMPLIANCE WITH REQUIREMENTS APPLICABLE TO THE MAJOR FEDERAL PROGRAM AND ON INTERNAL CONTROL OVER COMPLIANCE REQUIRED BY THE UNIFORM GUIDANCE

West Carrollton City School District  
Montgomery County  
430 East Pease Avenue  
West Carrollton, Ohio 45449

To the Board of Education:

### ***Report on Compliance for the Major Federal Program***

We have audited West Carrollton City School District's (the District) compliance with the applicable requirements described in the U.S. Office of Management and Budget (OMB) *Compliance Supplement* that could directly and materially affect West Carrollton City School District's major federal program for the fiscal year ended June 30, 2020. The *Summary of Auditor's Results* in the accompanying schedule of findings identifies the District's major federal program.

### ***Management's Responsibility***

The District's Management is responsible for complying with federal statutes, regulations, and the terms and conditions of its federal awards applicable to its federal programs.

### ***Auditor's Responsibility***

Our responsibility is to opine on the District's compliance for the District's major federal program based on our audit of the applicable compliance requirements referred to above. Our compliance audit followed auditing standards generally accepted in the United States of America; the standards for financial audits included in the Comptroller General of the United States' *Government Auditing Standards*; and the audit requirements of Title 2 U.S. *Code of Federal Regulations* Part 200, *Uniform Administrative Requirements, Cost Principles, and Audit Requirements for Federal Awards* (Uniform Guidance). These standards and the Uniform Guidance require us to plan and perform the audit to reasonably assure whether noncompliance with the applicable compliance requirements referred to above that could directly and materially affect a major federal program occurred. An audit includes examining, on a test basis, evidence about the District's compliance with those requirements and performing such other procedures as we considered necessary in the circumstances.

We believe our audit provides a reasonable basis for our compliance opinion on the District's major program. However, our audit does not provide a legal determination of the District's compliance.

***Opinion on the Major Federal Program***

In our opinion, West Carrollton City School District complied, in all material respects with the compliance requirements referred to above that could directly and materially affect its major federal program for the fiscal year ended June 30, 2020.

***Report on Internal Control Over Compliance***

The District's management is responsible for establishing and maintaining effective internal control over compliance with the applicable compliance requirements referred to above. In planning and performing our compliance audit, we considered the District's internal control over compliance with the applicable requirements that could directly and materially affect a major federal program, to determine our auditing procedures appropriate for opining on the major federal program's compliance and to test and report on internal control over compliance in accordance with the Uniform Guidance, but not to the extent needed to opine on the effectiveness of internal control over compliance. Accordingly, we have not opined on the effectiveness of the District's internal control over compliance.

*A deficiency in internal control over compliance* exists when the design or operation of a control over compliance does not allow management or employees, when performing their assigned functions, to prevent, or to timely detect and correct, noncompliance with a federal program's applicable compliance requirement. *A material weakness in internal control over compliance* is a deficiency, or combination of deficiencies, in internal control over compliance, such that there is a reasonable possibility that material noncompliance with a federal program compliance requirement will not be prevented, or timely detected and corrected. *A significant deficiency in internal control over compliance* is a deficiency, or a combination of deficiencies, in internal control over compliance with federal program's applicable compliance requirement that is less severe than a material weakness in internal control over compliance, yet important enough to merit attention by those charged with governance.

Our consideration of internal control over compliance was for the limited purpose described in the first paragraph of this section and would not necessarily identify all deficiencies in internal control over compliance that might be material weaknesses or significant deficiencies. We did not identify any deficiencies in internal control over compliance that we consider to be material weaknesses. However, material weaknesses may exist that have not been identified.

This report only describes the scope of our internal control over compliance tests and the results of this testing based on Uniform Guidance requirements. Accordingly, this report is not suitable for any other purpose.



Keith Faber  
Auditor of State  
Columbus, Ohio

March 1, 2021

**WEST CARROLLTON CITY SCHOOL DISTRICT  
MONTGOMERY COUNTY**

**SCHEDULE OF FINDINGS  
2 CFR § 200.515  
JUNE 30, 2020**

**1. SUMMARY OF AUDITOR'S RESULTS**

<b>(d)(1)(i)</b>	<b>Type of Financial Statement Opinion</b>	Unmodified
<b>(d)(1)(ii)</b>	<b>Were there any material weaknesses in internal control reported at the financial statement level (GAGAS)?</b>	No
<b>(d)(1)(ii)</b>	<b>Were there any significant deficiencies in internal control reported at the financial statement level (GAGAS)?</b>	No
<b>(d)(1)(iii)</b>	<b>Was there any reported material noncompliance at the financial statement level (GAGAS)?</b>	No
<b>(d)(1)(iv)</b>	<b>Were there any material weaknesses in internal control reported for major federal programs?</b>	No
<b>(d)(1)(iv)</b>	<b>Were there any significant deficiencies in internal control reported for major federal programs?</b>	No
<b>(d)(1)(v)</b>	<b>Type of Major Programs' Compliance Opinion</b>	Unmodified
<b>(d)(1)(vi)</b>	<b>Are there any reportable findings under 2 CFR § 200.516(a)?</b>	No
<b>(d)(1)(vii)</b>	<b>Major Programs (list):</b>	Child Nutrition Cluster
<b>(d)(1)(viii)</b>	<b>Dollar Threshold: Type A/B Programs</b>	Type A: > \$ 750,000 Type B: all others
<b>(d)(1)(ix)</b>	<b>Low Risk Auditee under 2 CFR § 200.520?</b>	Yes

**2. FINDINGS RELATED TO THE FINANCIAL STATEMENTS  
REQUIRED TO BE REPORTED IN ACCORDANCE WITH GAGAS**

None.

**3. FINDINGS AND QUESTIONED COSTS FOR FEDERAL AWARDS**

None.

**This page intentionally left blank.**

# OHIO AUDITOR OF STATE KEITH FABER



**WEST CARROLLTON CITY SCHOOL DISTRICT  
MONTGOMERY COUNTY**

**AUDITOR OF STATE OF OHIO CERTIFICATION**

This is a true and correct copy of the report, which is required to be filed pursuant to Section 117.26, Revised Code, and which is filed in the Office of the Ohio Auditor of State in Columbus, Ohio.



**Certified for Release 3/23/2021**

88 East Broad Street, Columbus, Ohio 43215  
Phone: 614-466-4514 or 800-282-0370

This report is a matter of public record and is available online at  
[www.ohioauditor.gov](http://www.ohioauditor.gov)