



**City of Pataskala, Ohio  
Annual Comprehensive  
Financial Report**

*For the Year Ended  
December 31, 2021*





OHIO AUDITOR OF STATE  
KEITH FABER



88 East Broad Street  
Columbus, Ohio 43215  
IPARreport@ohioauditor.gov  
(800) 282-0370

Members of Council  
City of Pataskala  
621 West Broad Street  
Pataskala, Ohio 43062

We have reviewed the *Independent Auditor's Report* of the City of Pataskala, Licking County, prepared by Julian & Grube, Inc., for the audit period January 1, 2021 through December 31, 2021. Based upon this review, we have accepted these reports in lieu of the audit required by Section 117.11, Revised Code. The Auditor of State did not audit the accompanying financial statements and, accordingly, we are unable to express, and do not express an opinion on them.


Our review was made in reference to the applicable sections of legislative criteria, as reflected by the Ohio Constitution, and the Revised Code, policies, procedures and guidelines of the Auditor of State, regulations and grant requirements. The City of Pataskala is responsible for compliance with these laws and regulations.

A handwritten signature in black ink that reads "Keith Faber".

Keith Faber  
Auditor of State  
Columbus, Ohio

August 12, 2022

**This page intentionally left blank.**



---

**City of Pataskala, Ohio**  
**Annual Comprehensive**  
**Financial Report**

*For the Year Ended*  
*December 31, 2021*

---

**James M. Nicholson**  
**Finance Director**





# Introductory Section

## City of Pataskala | Annual Report







CITY OF PATASKALA, OHIO

2021 ANNUAL COMPREHENSIVE FINANCIAL REPORT  
TABLE OF CONTENTS

---

**INTRODUCTORY SECTION**

---

Section Title Page.....	1
Table of Contents.....	3
Letter of Transmittal .....	7
Certificate of Achievement for Excellence in Financial Reporting .....	29
Elected & Appointed Officials .....	30
Organizational Chart .....	31
Boards & Commissions.....	32

**FINANCIAL SECTION**

---

Section Title Page.....	33
INDEPENDENT AUDITOR’S REPORT.....	35
MANAGEMENT’S DISCUSSION AND ANALYSIS .....	39
BASIC FINANCIAL STATEMENTS:	
<u>Government-Wide Financial Statements:</u>	
Statement of Net Position .....	57
Statement of Activities.....	58
<u>Fund Financial Statements:</u>	
Balance Sheet - Governmental Funds.....	60
Reconciliation of Total Governmental Fund Balances to Net Position of Governmental Activities.....	63
Statement of Revenues, Expenditures and Changes in Fund Balances - Governmental Funds .....	64
Reconciliation of the Statement of Revenues, Expenditures and Changes in Fund Balances of Governmental Funds to the Statement of Activities.....	66
Statement of Revenues, Expenditures and Changes in Fund Balance - Budget and Actual (Non-GAAP Budgetary Basis) -	
General Fund.....	67
Street Fund.....	68
Police Fund .....	69
Statement of Net Position – Proprietary Funds .....	70
Statement of Revenues, Expenses and Changes in Net Position – Proprietary Funds .....	71
Statement of Cash Flows – Proprietary Funds .....	72
Statement of Fiduciary Net Position – Custodial Funds .....	74
Statement of Changes in Fiduciary Net Position – Custodial Funds .....	75

**CITY OF PATASKALA, OHIO**

**2021 ANNUAL COMPREHENSIVE FINANCIAL REPORT  
TABLE OF CONTENTS**

**FINANCIAL SECTION (Continued)**

Schedule of Notes to the Basic Financial Statements.....	77
Notes to the Basic Financial Statements.....	79
Required Supplementary Information:	
Schedule of the City’s Proportionate Share of the Net Pension Liability/Net Pension Asset - Ohio Public Employees Retirement System (OPERS) - Last Eight Years.....	136
Schedule of the City’s Proportionate Share of the Net Pension Liability - Ohio Police & Fire (OP&F) Pension Fund - Last Eight Years.....	138
Schedule of City Pension Contributions - Ohio Public Employees Retirement System (OPERS) - Last Ten Years .....	140
Schedule of City Pension Contributions - Ohio Police & Fire (OP&F) Pension Fund - Last Ten Years .....	142
Schedule of the City’s Proportionate Share of the Net OPEB Liability/Net OPEB Asset - Ohio Public Employees Retirement System (OPERS) - Last Five Years .....	144
Schedule of the City’s Proportionate Share of the Net OPEB Liability - Ohio Police & Fire (OP&F) Pension Fund - Last Five Years .....	145
Schedule of City OPEB Contributions - Ohio Public Employees Retirement System (OPERS) - Last Ten Years .....	146
Schedule of City OPEB Contributions - Ohio Police & Fire (OP&F) Pension Fund - Last Ten Years .....	148
Notes to the Required Supplementary Information .....	150

**COMBINING STATEMENTS AND INDIVIDUAL FUND SCHEDULES**

Fund Descriptions – Governmental Funds .....	154
--	-----

**Combining Statements and Individual Fund Schedules – Governmental Funds:**

Schedule of Revenues, Expenditures and Changes in Fund Balance – Budget and Actual (Non-GAAP Budgetary Basis) - Major Governmental Funds:	
General Fund.....	157
Street Fund .....	159
Police Fund.....	160
Debt Service Fund.....	162
Combining Balance Sheet – Nonmajor Governmental Funds .....	163
Combining Statement of Revenues, Expenditures and Changes in Fund Balances – Nonmajor Governmental Funds .....	164
Combining Balance Sheet – Nonmajor Special Revenue Funds .....	166
Combining Statement of Revenues, Expenditures and Changes in Fund Balances – Nonmajor Special Revenue Funds .....	170
Schedules of Revenues, Expenditures and Changes in Fund Balance - Budget and Actual (Non-GAAP Budgetary Basis) - Nonmajor Special Revenue Funds:	
State Highway Fund .....	173
Ecological Preservation Fund.....	174
Pataskala Corporate Park Joint Economic Development District Fund.....	175

CITY OF PATASKALA, OHIO

2021 ANNUAL COMPREHENSIVE FINANCIAL REPORT  
TABLE OF CONTENTS

---

**FINANCIAL SECTION (Continued)**

---

Permissive License Tax Fund.....	176
Park Use Fund .....	177
Immobilization Fund .....	178
Court Computer Fund.....	179
Alcohol Enforcement and Education Fund .....	180
Law Enforcement Trust Fund .....	181
Pataskala Mobile Home Park Fund .....	182
Indigent Driver Interlock Fund .....	183
Law Enforcement Training and Education Fund .....	184
Payment in Lieu Fund .....	185
Fire Escrow Fund .....	186
Vendor Bond & Escrow Fund .....	187
Unclaimed Monies Fund .....	188
Recreation Fund .....	189
Sesquicentennial Fund .....	190
Police K-9 Unit Fund .....	191
Combining Balance Sheet – Nonmajor Capital Projects Funds .....	192
Combining Statement of Revenues, Expenditures and Changes in Fund Balances – Nonmajor Capital Projects Funds .....	194
Schedules of Revenues, Expenditures and Changes in Fund Balance - Budget and Actual (Non-GAAP Budgetary Basis) - Nonmajor Capital Projects Funds:	
Capital Improvements Fund .....	196
Bond Improvements Fund .....	197
Issue II Fund .....	198
State Route 310 Tax Increment Finance Equivalent Fund .....	199
Capital Facilities Fund .....	200
Builder Escrow Fund .....	201
Fund Descriptions – Proprietary Funds .....	202
Schedules of Revenues, Expenses and Changes in Fund Equity – Budget and Actual (Non-GAAP Budgetary Basis):	
Water Operations Fund .....	203
Water Capital Improvements Fund .....	204
Water Bond Improvements Fund .....	205
Water Debt Service Fund .....	206
Water Utility State Issue II Fund .....	207
Sewer Operations Fund .....	208
Sewer Capital Improvements Fund .....	209
Sewer Bond Improvements Fund .....	210
Sewer Debt Service Fund .....	211
Oaks Assessment Fund .....	212

CITY OF PATASKALA, OHIO

2021 ANNUAL COMPREHENSIVE FINANCIAL REPORT  
TABLE OF CONTENTS

---

**FINANCIAL SECTION (Continued)**

---

Fund Descriptions – Custodial Funds .....	213
Combining Statement of Fiduciary Net Position – Custodial Funds .....	214
Combining Statement of Changes in Fiduciary Net Position – Custodial Funds.....	215

**STATISTICAL SECTION**

---

Section Title Page .....	217
Statistical Section Table of Contents .....	219
Net Position by Component – Last Ten Years.....	220
Changes in Net Position – Last Ten Years .....	222
Fund Balances, Governmental Funds – Last Ten Years .....	226
Changes in Fund Balances, Governmental Funds – Last Ten Years .....	228
Government-Wide Income Tax Collections – Last Ten Years (Cash Basis).....	230
Government-Wide Income Tax Collections – Current Year and Nine Years Ago (Cash Basis).....	231
Assessed Valuation & Estimated True Values of Taxable Property – Last Ten Years .....	232
Estimated Assessed Taxes & Average Effective Rates of Taxable Property – Last Ten Years .....	233
Property Tax Rates - Direct and Overlapping Governments – Last Ten Years - Licking County .....	234
Top Principal Property Taxpayers – Current Year and Nine Years Ago.....	236
Property Tax Levies and Collections – Last Ten Years .....	237
Ratios of Outstanding Debt by Type – Last Ten Years .....	238
Ratios of Net General Bonded Debt Outstanding – Last Ten Years .....	239
Computation of Direct and Overlapping General Obligation Bonded Debt .....	240
Legal Debt Margin Information – Last Ten Years .....	241
Pledged Revenue Loan Coverage - OWDA Loans – Last Ten Years .....	242
Demographic and Economic Statistics – Last Ten Years .....	243
Principal Employers - Current Year and Nine Years Ago .....	244
Full-Time Equivalent City Government Employees by Function/Program – Last Ten Years .....	246
Operating Indicators by Function/Program – Last Ten Years .....	248
Capital Asset Statistics by Function/Program – Last Ten Years .....	250



June 17, 2022

*Finance Department*

James M. Nicholson  
Finance Director

The Honorable Mayor, Members of City Council, and  
The Citizens of the City of Pataskala, Ohio:

The Annual Comprehensive Financial Report (ACFR) of the City of Pataskala, Licking County, Ohio (the “City”) is hereby presented. This ACFR represents the official report of the City's operations and financial position for the year ended December 31, 2021 and has been developed to accurately detail the status of City finances to its more than seventeen thousand residents, elected officials, investment banks, underwriters and all other interested parties. This report includes the City's implementation of accounting principles generally accepted in the United States of America (GAAP) set forth by the Governmental Accounting Standards Board (GASB).

Responsibility for both the accuracy of the data and the completeness and fairness of the presentation, including all disclosures, rests with the City. To the best of our knowledge and belief, the enclosed data are accurate in all material respects and are reported in a manner designed to present fairly the financial position and results of operations of the City. All disclosures necessary to enable the reader to gain an understanding of the City's financial activities have been included. Because the cost of internal control should not exceed anticipated benefits, the objective is to provide reasonable, rather than absolute, assurance that the financial statements are free of any material misstatements.

State statutes require the City to be subjected to an examination by the Auditor of State of Ohio. Upon the approval of the Auditor of State of Ohio, the City may select an independent public accountant to perform this annual examination and the City has accordingly selected the firm of Julian & Grube, Inc. Based on the results of their audit, an unmodified opinion was rendered on the City's basic financial statements and the Independent Auditor's Report on the basic financial statements is included in the financial section of this report.

GAAP requires that management provide a narrative introduction, overview, and analysis to accompany the basic financial statements in the form of a Management's Discussion and Analysis (MD&A). This letter of transmittal is designed to complement the MD&A and should be read in conjunction with it. The MD&A can be found immediately following the Independent Auditor's Report.

## **REPORTING ENTITY AND SERVICES PROVIDED**

The City's reporting entity is comprised of the primary government and other organizations which are included to ensure that the financial statements are not misleading. The reporting entity has been defined in accordance with the principles established by the Governmental Accounting Standards Board (GASB) in Statement No. 14, “The Financial Reporting Entity”, in GASB Statement No. 39, “Determining Whether Certain Organizations are Component Units” and GASB Statement No. 61, “The Financial Reporting Entity: Omnibus”.

Component units are legally separate organizations for which the City is financially accountable. The City is financially accountable for an organization if the City appoints a voting majority of the organization's governing board and: (1) the City is able to significantly influence the programs or services performed or provided by the organization; or (2) the City is legally entitled to or can otherwise access the organization's resources; the City is legally obligated or has otherwise assumed the responsibility to finance the deficits of, or provide financial support to, the organization; or the City is obligated for the debt of the organization.

Component units also include organizations that are fiscally dependent on the City in that the City approves the budget, the issuance of debt or the levying of taxes. No potential component units met these criteria. The following potential component units have been excluded from the City's financial statements because the City is not financially accountable for them, nor are the entities fiscally dependent upon the City:

- Southwest Licking Local School District
- Licking Heights Local School District
- Licking County Library

The City is associated with five jointly governed organizations. These organizations are the: (1) Mid-Ohio Regional Planning Commission (MORPC); (2) Southwest Licking Community Water & Sewer District; (3) West Licking Joint Fire District; (4) Pataskala Corporate Park Joint Economic Development District (JEDD); and (5) Regional Income Tax Agency (RITA).

The Municipal Charter, which was initially adopted in 1996, became effective January 1, 1996. The Charter is subject to periodic amendment by the electorate and was most recently amended in 2021. This Charter provides for the Mayor-Council-Administrator form of government, whereby the legislative powers of the City are vested in a seven-member City Council. Three members are elected at large for a four-year term each biennium, and the remaining four are elected by wards for a four-year term the following biennium. Council concurs on the Mayor's appointment of the City Administrator, Law Director, Finance Director, and City Engineer. Council also makes citizen appointments to several boards and commissions. There are nine standing Council Committees that Council appoints, and include the following: Agriculture, Finance, Buildings & Grounds, Safety, Street, Utilities, Parks Advisory, Technology and Development. Council sets the compensation guidelines for City officials and employees, and enacts ordinances and resolutions relating to City services, tax levies, appropriations, indebtedness, building permits and licenses and other municipal purposes.

The Mayor, who is elected by popular vote, performs ceremonial functions, recommends appointment of and acts as supervisor of the City Administrator, is the presiding officer of Council and is an ex-officio member of all Council Committees.

The City Administrator, who is the chief administrator and operational manager of the City, is appointed by the Mayor with concurrence of Council, and is responsible for the day-to day operations of the municipality and municipal employees, and appoints all department heads and hires all employees not otherwise appointed by Council.

The Finance Director is the chief fiscal and accounting officer of the City. The responsibilities of this office include: assisting the City Administrator in the preparation and management of the capital and operating budgets; managing the debt and treasury programs of the City; managing the City's procurement and risk management processes; and overall responsibility for the City financial and accounting records.

The Law Director is the primary legal advisor, and also serves as prosecuting attorney and counsel for the City. The Director is subject to the direction of Council and shall represent the City in all proceedings in Court or before any administrative board or body. The City has retained the services of the law firm, Isaac Wiles, to serve in this capacity.

The City has engaged the services of an independent engineering firm for the provision of fundamental services, including plan review, project engineering, RFP document development and utility plan reviews. In addition, the City has developed an internal database of pre-qualified engineering firms which meet the City's stringent qualifications that can be retained for special project needs on an ad hoc basis.

The City provides the following services: public safety, operation of water and sewer utilities, parks and recreational programming, and a planning and zoning department. Fire protection services are provided by the West Licking Joint Fire District, in which the City participates and has an appointed seat on its board. Solid waste collection services in the City are awarded on a contract basis every three years. The City also contracts with the Licking County Board of Health for Health Department services.

The annual budget serves as the foundation for the City's financial planning and control. The City complies with the requirements of the Ohio Revised Code in the adoption of the budget. Appropriations for the operation of various City departments are established through the passage of an ordinance by City Council. Budgetary control is facilitated through the maintenance of an encumbrance system for requisitions and purchase orders, and using the City's automated financial accounting and budgetary control system. All City departments are required to submit requests for appropriation to the Finance Director on an annual basis. The Finance Director uses these requests as the starting point for developing a proposed budget.

The Finance Director presents the proposed estimated revenue budget for the City Administrator's review and approval, and proposed appropriations are then finalized. The City Administrator and the Finance Director then present the proposed budget to the City Council for review before the end of the current year. Council may elect to hold public hearings on the proposed budget and to adopt the budget by no later than December 31, the close of the City's fiscal year. State law provides that municipalities may adopt a temporary budget if the governing body is unable to adopt a permanent budget prior to January 1<sup>st</sup>. If a governing body adopts a temporary budget, a permanent budget must be adopted and sent to the County Auditor no later than April 1<sup>st</sup> of that year.

A jurisdiction's 'basis of budgeting' refers to when revenues and expenditures are recognized in the accounts. The City's budget basis is a cash/encumbrance basis, wherein transactions are recorded when cash is received or disbursed, or when a commitment has been recorded as an encumbrance against and applicable appropriation. All annual appropriations lapse at year-end to the extent that they have not been expended or lawfully encumbered. Fund balances are shown as unencumbered fund balances. This basis is used for all interim financial statements during the year.

Ohio Revised Code (ORC) §5705.38(c) requires each municipality to present their annual operating budget to their legislative authority, at minimum, at the level of fund, department, and within department, identifying personal services and other expenditures. The City adopts its annual budget in the format of fund, function to categories such as salaries & related, contractual services, general operating and capital outlay. *Fund* is the individual fund number and description established by the authority to separate and control expenditures of specific monies. While all governmental and utility funds are included in the annual appropriation ordinance, custodial funds are not subject to Council approval. *Program/Function* represents groupings of functionally similar tasks performed by the jurisdiction and is the local equivalent

of the ORC-required department. There are twelve major programs/functions identified by the City Finance Director, and include the following:

- 100 – General Government
- 150 – Executive & Legislative
- 200 – Court & Legal
- 300 – Police
- 400 – Public Service
- 500 – Finance
- 600 – Parks, Lands & Municipal Facilities
- 700 – Debt Service
- 800 – Water Utility
- 850 – Sewer Utility
- 900 – Transfers & Advances

The final ORC required component is *Object*. The object code is the lowest level of control provided for in the appropriation legislation. The current format provides the level of detail required by the ORC while not unduly restricting the ability of the Finance Director to manage the budget without submitting numerous supplemental appropriations to provide for minor budget transfers. In this budget structure, similar types of account numbers are grouped together into higher-level summary accounts. These summary groups include:

- 52 – Salary & Related
- 53 – Contractual Services
- 54 – General Operating
- 55 – Capital Outlay
- 56 – Debt Service
- 59 – Transfers & Advances

Amendments to authorized appropriations at the legal level of control may be made periodically as changing circumstances dictate. These will be recommended to City Council by either the City Administrator or the Finance Director, along with the rationale supporting the requests. Such budget amendments must be formally approved by ordinance of Council. Budget-to-actual comparisons are provided in this report for each individual fund for which an appropriated annual budget has been adopted.

## **PROFILE OF THE CITY**

The Pataskala area was settled in the 1800's and incorporated as a village in 1891. In the 1970's, the village added 240 acres to the east. A major part of this annexation was land along Blacks Road, the railroad tracks, and Township Road. A Newark Advocate article from 1971 described the site as the future location for single and multi-family residences, warehouses, light manufacturing, and commercial industry. The development was originally expected to be completed by 1976. Portions of the single-family, multi-family and light manufacturing components of the project have been completed.

The 1980's saw the Village of Pataskala grow by 404 acres. The territory located north and east of the village, was brought in through three annexations. This annexed territory was developed as the Bright Waters subdivision on Township Road, and the Dehlendorf development (which includes commercial and office development).

From the 1800's until 1995, the former Village of Pataskala grew in all directions except south. In the 1960's, the village added territory north and south of State Route 16. One 627-acre annexation added several residential subdivisions to the village, plus some commercial development. The adjacent Lima Township had grown and developed over the last fifty years, as well. The 1980's were a time of moderate



increases in land subdivision and construction activity. The average annual number of permits issued from 1980-1990 were 17.9 residential zoning permits and 13 subdivision permits.

Just prior to 1996, the Village of Pataskala was a small rural community situated on the borders of Lima Township and Harrison Township in southwest Licking County. The village had approximately 3,346 residents in 1990, while Lima Township had approximately 4,398 residents. Both the township and the village were experiencing rapid growth, influenced by the expansion of the cities of Reynoldsburg and Columbus directly to the west. Facing strong development pressures from these western municipalities, the Village of Pataskala and Lima Township determined they had three future interests in common. First, most citizens from both entities were satisfied with their community and did not want major change or expansion. Secondly, the citizens enjoyed the rural nature of their living environment. Finally, if changes had to occur within their community (such as increased industrial or residential development), the citizens wanted to have a voice in the manner of such expansion.



These common beliefs led the Village of Pataskala and Lima Township to propose a merger, which was approved by the voters on November 8<sup>th</sup>, 1994, and went into effect on January 1<sup>st</sup>, 1996. At that point in time, Lima Township ceased to exist; the resulting municipality was simply known as Pataskala.

The City has a population of 17,886 residents based on the 2020 US Census population estimate, which makes the City the 2<sup>nd</sup> largest City in the county, and the 15<sup>th</sup> largest in the 7-county central Ohio region.

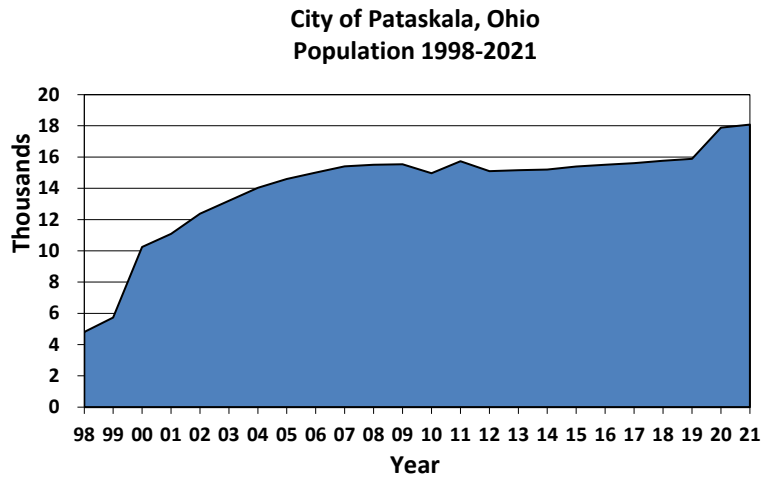
City residents have easy access to downtown Columbus and the entire central Ohio area via Interstate 270 and Interstate 70, U.S. Route 40 and State Routes 16 and 310. Commercial passenger air service is available at Port Columbus International Airport and Rickenbacker International Airport in the City of Columbus. The Licking County Heath Airport is located approximately 15 miles to the east of the City in Heath, Ohio and provides private commuter service.

The City is served by the Southwest Licking and Licking Heights Local School Districts, which are independent political subdivisions not under the control or supervision of the City in any respect. The geographic boundaries of the School Districts are different than those of the City. Both school districts estimate that between 30-35 percent of students in their school systems reside in the City.

## **ECONOMIC CONDITION AND OUTLOOK**

There continues to be economic development interest due to the City's strategic location between the Interstate 70 and State Route 161 corridors in the growing eastern gateway area of the Columbus Region. The United States Census Bureau officially counted population in the city in 2010 as 14,962, The 2020 census placed Pataskala just short of 18,000 residents an increase of 20%. The main factor contributing to this growth over a sustained period has been increase in residential development that compliments the rural character of Pataskala, along with relatively close proximity to the region's core city, Columbus.

Within the past 19 years, the City has seen significant commercial development occurring within the eastern portion of the City along Broad Street with the development of a Kroger store, and adjacent strip retail center, the Hazelwood Shopping Center. In addition to the construction of Kroger in 2000, the first phase of the Hazelwood Shopping Center was also constructed with approximately 19 additional retail units ranging from 1,400 square feet to 4,800 square feet and totaling 28,800 square feet. These units are all full and provide retail and dining options for residents. In the years following, another small retail center was built to the east of the Kroger/Hazelwood Shopping Center on the opposite side of Corylus Drive. Along with the retail center there is a car wash and a two-story bank. In addition to this expansion, Phase II of the Hazelwood Shopping Center totaling 22,000 square feet was also completed. This development offers an additional 12 retail units ranging from 1,400 to 10,200 square feet.



of Corylus Drive. Along with the retail center there is a car wash and a two-story bank. In addition to this expansion, Phase II of the Hazelwood Shopping Center totaling 22,000 square feet was also completed. This development offers an additional 12 retail units ranging from 1,400 to 10,200 square feet.

Completed in late 2011, the City has been actively marketing the Pataskala Corporate Park to attract advanced manufacturing, logistics, research & development, and corporate headquarters facility uses. In 2016, the City attracted the first development to the Pataskala Corporate Park. Subsequently, an American Electric Power (AEP) regional distribution center was completed in 2018. This distribution facility is co-located with a full electric service sub-station on 10 acres in the Pataskala Corporate Park, and provides a ready electric capacity in the park which increases the attractiveness of the property.

In 2008, the City, Licking County, City of Newark, and Harrison Township and property owners/Development Corporation (Red Chip Farms, Inc.) agreed to a partnership agreement setting the stage for development of the JRS Roadway, and establishment of a Joint Economic Development District (JEDD) overlaying the Pataskala Corporate Park.

The strategy for the partnership and job creation is a multifaceted approach combining four key economic development tools consisting of: (1) the creation of the JEDD; (2) utilization of grant funding from the Department of Development's (ODOD) JRS program; (3) utilization of Community Reinvestment Area (CRA) property tax exemptions; and (4) utilization of an existing Tax Increment Financing (TIF) area, in order to attract hundreds of jobs and millions of dollars in new investment.



In 2011, the City formally accepted the Etna Parkway Job Ready Site Parkway extending from Broad Street to Refuge Road, or the portion within the corporate limits. Etna Township, which borders the City, also accepted their portion of the roadway thus opening the roadway from Broad Street to

State Route 40 and the Etna Corporate Park. This Etna Parkway Extension Project (Phases I & II) will hopefully provide a tremendous stimulus for growth in Central Ohio.

In 2021 Pataskala saw more development in the corporate park. Red Rock, a firm from South Carolina was granted a property tax abatement and started construction on the first of two one million square foot cross dock facilities. TPA from Atlanta Georgia was also granted a CRA abatement and is due to break ground on another million square foot facility in May, 2022. In August 2021, Geiss LLC decided to move their headquarters to the corporate park as well. Scheduled for completion in 2022, this addition will add up to 320 workers to the corporate park.

Coming out of the COVID-19 pandemic, Pataskala continued to experience new businesses opening throughout the city. Additions of new restaurants and miscellaneous retail show that we continue to experience local business growth. 2021 also saw continued construction of homes in Pataskala. Completion of phases at Broadmoore Commons; Legacy Estates Phase III; The Settlement phases III and IV; Forrest View; and Heron Manor all took place in 2021. Plans for two new developments Forrest Ridge and Southgate were started in 2021. Together these represent over 400 new homes. Pataskala also finalized and implemented new design standards and impact fees in 2021. These coupled with our new Comprehensive plan (Final 2021) are tools the city can use to direct growth while addressing the stress on infrastructure created by development.

#### **MAJOR INITIATIVES:**

##### **Planning and Zoning Department/Economic Development**

The Planning and Zoning Department has developed a mission statement which works to enhance the quality of life offered to those who live or work in the City through long range comprehensive land use planning and management. The department's guiding principles are:

1. Public engagement in planning discussions;
2. Achievement of a balance of land uses that sustain the City;
3. Enhancement of pedestrian connections to parks, schools, government, commercial, industrial and residential designations;
4. Protection of the environment;
5. Revitalization of the historic village centers; and
6. Maintaining the City's identity with its agrarian and rail heritage.

The Department is comprised of a Director of Planning, City Planner, Zoning Inspector, and a Zoning Clerk who are responsible for operation of the Department. The Department also provides staff support to the Board of Zoning Appeals and the Planning and Zoning Commission, composed of 5 and 7 citizen members, respectively. The Director of Planning compiles business and industry information/data for the City and assists in preparing information packets for businesses looking for sites for major expansions as well as assisting entrepreneurs navigate the requirements for zoning, signage, and land development.

During 2021, the Planning and Zoning Department undertook a number of initiatives, including:

- Completed and adopted the updated Pataskala Comprehensive Plan, which has not been amended since its creation in 2006.

- Began the process of update the zoning code to match the recommendations of the Comprehensive Plan.
- Processed 816 new Zoning Permits, including 176 Zoning Permits for new houses.
- Enforced 816 Zoning Violations, many of which were for erosion and sediment control.
- The Board of Zoning Appeals considered 40 applications, while the Planning and Zoning Commission considered 23 applications.
- Approved approximately 3,000,000 square feet of warehouse/distribution space in the Pataskala Corporate Park.
- Continued the digitization of over 10,000 zoning permits to be used in the City GIS system.
- Six new subdivision phases were platted creating 169 new single-family residential lots.
- Continued work on the establishment of a Tax Increment Financing district at the intersection of Broad Street and Summit Road to assist with commercial development and public infrastructure improvements.
- Completed a code amendment establishing Impact Fees that would be imposed on new development projects to pay a portion of the costs of improving public infrastructure that would service the new development.
- Continued coordination between the Planning and Zoning Department, the Pataskala Utility Department, the Southwest Community Water & Sewer District and the Licking County Health Department on Certificates of Compliance for new residential construction. This coordination of efforts ensures that Certificates of Compliance are completed, and that water and sanitary services are installed correctly.

Many of the changes that were completed in 2021 have shown immediate results and garnered support from residents and businesses alike. The Planning and Zoning Department seeks to continue and built on successes well into 2022 and beyond.

### **Police Department**

As COVID becomes more controlled we are happy to announce that we are going to reinstate some of our programs that we had to suspend during the peak of the outbreak. We will again start having Drug Takeback Days. This brings awareness to safe disposal of medications that some people tend to hold on to even after their expiration. It also ensures that the medications don't end up in the wrong hands and keeping them out of our water supply. We have purchased an incinerator to safely dispose of these solids

Our Dog Days of Summer K-9 Fund Raiser is scheduled, and the details are being tightened up as we speak. This event is a great opportunity to meet some of our officers as well as watch the K-9s work. This will help fund our new K-9 that we plan on purchasing later this year.

It sounds like the Independence Day Celebration is going to be better than ever. The local Street Elite Corvette Club has stepped up and offered to help our Citizens Police Academy Alumni Association run the car show.



Mid-summer is always a good time to get together for Cookout with a Cop event. It's just an opportunity to hang out for an afternoon and meet some of your local cops as well as some from the surrounding area. We will provide burgers, hotdogs, and cold drinks.



We have been hit with the employee shortage along with a lot of the country. Fortunately, we are just reaching full staff with the recent hiring of several patrol officers and a patrol sergeant. This will allow for better coverage and hopefully quicker response time for our calls for service. This will also allow more time for officers to work traffic, which is where we recover most of the illegal contraband we remove from the streets.

We continue to deploy our speed trailer. It allows us to remind drivers of their speed as well as collect data that becomes useful in determining if areas are experiencing traffic/ speeding issues so we can address them.

We will continue to try and come up with new ways to fight crime and keep our residents, businesses, and visitors as safe as we can.

### **Public Service Department**

The Public Service Department's (PSD) primary source of funding is the City income tax, and in 2021, approximately 32.89% of the income tax revenue collected was dedicated to public service operations. Approximately 62.72% of the budget was allocated to routine expenditures such as: employee wages and benefits; utilities; consumable inventories (such as road salt and patching materials); and maintenance services. The remaining 37.28% was appropriated for construction of roadway and other infrastructure improvements, as well as make some facilities improvements and purchase some needed equipment.

The City's 2021 annual street improvement program provided much-needed maintenance to roads within the City. Approximately \$850,000 was spent to make the following street improvements in 2021:

1. *Clark State Road from Dixon Road to Morse Road*– 0.73 miles of repair, leveling course and surface course overlay.
2. *Town Street from Main Street to Vine Street* – 0.16 miles of milling and surface course replacement, with replacement of curb and gutter.
3. *Summit Ridge Heights, North Subdivision* – 1.37 miles of repair, leveling course, and a surface course overlay with some driveway apron replacements.
4. *Columbia Road, North* – 2.4 miles of repair and double chip seal.
5. *McIntosh Road from Headley's Mill Road to Courter Road* – 1.19 miles of repair, leveling course, and chip seal.

Observations of residents walking along Broad Street and across the busy intersections with Main Street and Township Road has led to the development of the Pataskala Safe Travel Plan. This is a multi-phase and multi-year project that will incorporate pedestrian facilities at and between major intersections to improve and promote safe pedestrian travel. Design of phases I and II were commenced in 2018 and construction was completed in 2019. These phases target the western intersection of Broad Street and Main Street, and include the following improvements: crosswalks, pedestrian countdown timers, sidewalk, an expanded shoulder, and a new signal controller to accommodate the added equipment. Phase 3 of this endeavor has been designed with the same style improvements, but due to the pandemic, construction has been postponed. It is planned that Phase 3 will go to construction in 2022.

Drainage continues to be a point of focus throughout the City, and an area where the PSD expends significant effort. Engineering design on the Taylor Road Drainage Improvements project was completed and ready for bid in 2020 but was also postponed due to the financial uncertainty related to the pandemic. Accordingly, this project has been rescheduled for construction in 2022 and includes replacement and improvement of storm sewer along both sides of Taylor Road for an 800' stretch where flooding issues have been prevalent. Only one contracted drainage project was completed in 2021, which is the replacement of two 36" culverts on Alward Road that were at the end of their useful life. Several minor, in-house drainage/piping projects were completed in 2021.

As the PSD has moved toward an asset management-based approach for maintenance of public infrastructure, the Intersection Safety and Capacity Study was commissioned in 2019. This study evaluated and ranked all the traffic signals, and two other major intersections within the City in terms of safety and capacity. The study gave the City a defensible, baseline approach document for prioritizing improvements to intersections within the City. In a quickly growing City, we have specific need for these improvements, and this document also serves as the foundation for applying for funding through ODOT and MORPC. An ODOT Safety funding application was submitted in 2020 for a multi-year project that will design and construct improvements to the intersection of Broad Street and Summit Road. This project has been slated by ODOT for funding with details being currently worked through and design anticipated to commence by 2022. The ODOT project will replace the existing signal and add pedestrian facilities, but will not add any new pavement. However, the City is planning to have left-turn lanes added on Summit Road as part of a TIF Agreement with a developer that owns adjacent property.

While the City did not have many major projects in 2021, we did take the opportunity to complete smaller, maintenance and operation projects. With regard to traffic signals, this included the installation of battery back-up systems at the intersections of Broad Street and Watkins Road and Broad Street and Taylor Road. Adding battery back-up systems at these 2 primary, signal controlled intersections will help with safety, by keeping the signals operational for several hours during power outages.

Continuing the effort to move to asset management, the PSD continues to work with bridge consultants to maintain and update an in-depth analysis of all 17 City maintained bridges to build the bridge CIP and maintenance schedule. No bridge work was planned or completed in 2021 due to the effects of the COVID-19 pandemic, but planning efforts continued with the design of the Cable Road bridge project. This project morphed during the planning process, from an originally planned maintenance project by the City, and extension by Licking Heights Schools, to a combined effort project to replace the bridge. As estimated costs for the two projects became available, it was realized that there would be better value for both the City and School to partner on a replacement project versus separate maintenance and extension projects. An Agreement has been completed, engineering design is in progress, and construction, of a new replacement bridge is planned to begin by the end of 2022.

With the remainder of the budget, the Public Service Department was able to focus on paying down debt service, replacing culverts, and acquiring equipment to increase in-house capabilities and safety. The City utilized both contractual services and City personnel to replace several culverts of varying size around the City where existing culverts were at the end of their useful life. The purchase of a new tandem-axle dump truck in 2021 allowed for the PSD to replace an old truck with newer, more efficient and effective equipment.

To complete small scale infrastructure and maintenance projects, the City relies on the capabilities of its Public Service Department Staff. The following list highlights efforts that were completed by the Departments eight full-time employees in 2021:

- Approximately 4,000 feet of roadside ditch cleaning and restoration.
- Approximately 400 feet of storm sewer/culverts replaced/installed.

- Installation and reconstruction of numerous yard drains and catch basins.
- Approximately 14 tons of crack seal material applied to roadways throughout the City.
- Roughly 6,300 gallons of emulsion and 160 tons of gravel used to dura-patch City roads.
- Patching potholes and asphalt repairs, using approximately of 70 tons of asphalt.
- Repair of approximately 50 streetlights.
- Replacement/upgrade of approximately 250 street and traffic signs.
- Over 1,000 man-hours mowing public right-of-way
- Response to over 7,000 OUPS tickets

### **Utilities Department**

The Utilities Department accomplished several major projects in 2021 in order to help us accomplish our mission of “Clean Water In, Clean Water Out”, including the following:

#### ***Water Reclamation Department 2021 Highlights***

The Wastewater Collection System consists of 7 Lift Stations, 893 manholes, and 36.98 miles of sewer main pipeline. The 2021 calendar year for the Utility Department was a productive and successful one in our daily mission of “Clean Water In, Clean Water Out”. Equipment replacement and equipment revitalization was accomplished through proactive maintenance efforts. Those efforts included numerous hours in plant operation responsibilities, preventative maintenance duties at our facilities as well as in the collection system.

- **WRF Upgrade Project** - The Utility Department completed the upgrade project at the Water Reclamation Facility (WRF) in 2021. This project included upgrades to the equipment controlling the pumps at the lift stations feeding the WRF, the installation of a jet aeration system to better control the dissolved oxygen levels, various piping improvements, and the installation of a chemical feed system for phosphorous removal as needed. This upgrade is being conducted in anticipation of a phosphorous limit being added to our next discharge permit. This project is funded by a 0.15% loan through the Ohio Water Development Authority.
- **2021 Biosolids Program** - The Biosolids Management Program resulted in 77.97 dry tons of nutrient rich product for agricultural beneficial reuse. The program is on the frontline of reuse and recovery through the beneficial application of biosolids. The department is currently utilizing the services of a contractor (Agri-sludge) to conduct our land application program in accordance with good farming practices and OEPA regulations.



- **Infiltration and Inflow** - The Utility Department contracted with GPD group to conduct an Infiltration and Inflow (I&I) study on our oldest sections of sanitary sewer mains. This study identified the areas of our wastewater collections system that let in the most I&I water. I&I water is clean rain and groundwater that gets into our system, taking up capacity that could be used to treat more wastewater. As a result of the study, we have developed a sewer lining project that will take place in 2022.

### ***Water Department 2021 Highlights***

The water distribution system consists of more than 651 fire hydrants, 1231 main line valves, 4 elevated water storage tanks, 4 clear well storage tanks, 6 active water treatment wells, 1 water booster pump station, 2 treatment plants, and 65.84 miles of water main pipeline. The 2021 calendar year for the Utility Department was a productive and successful one in our daily mission of “Clean Water In, Clean Water Out”. Equipment replacement and equipment revitalization was accomplished through proactive maintenance efforts. Those efforts included numerous hours in plant operation responsibilities, preventative maintenance duties at our facilities as well as in the distribution system.

- **Water Tower Maintenance Program** - The Utility Department entered into an all-inclusive water tower maintenance program for 3 of its 4 water towers. This program includes painting, emergency and routine repairs, washout services and EPA required asset management reporting. In 2021 we conducted visual inspections of those water towers. The Southeast water tower is scheduled to be painted in 2022.
- **Hydrant Flushing Program** - The Utility Department completed its annual hydrant flushing program in October. This is done to ensure that all of our hydrants are in good operational condition, and also to flush out any sediment that may have settled out of solution into our distribution system.
- **Valve Exercise Program** - The Utility Department continues to work on its annual valve exercising program, ensuring the proper operation of the main and hydrant control valves in the system.
- **Jefferson Street Waterline** – The Jefferson Street Waterline Project was selected by OPWC for a grant that will cover 50.5% of the costs. The remaining 49.5% will come from the Utility Capital Improvement Fund. This project will replace an aging 6-inch water main that was installed in the 1930’s. It will also eliminate a “dead end” in the water system, improving the overall hydraulics.
- **2” Waterline Replacement Project**- The design for the 2” Waterline Replacement Project in the Denison/ Poplar/ Willow Street area was completed in 2021. This project will increase the watermain sizes in the area to 6” and 8” pipes while also eliminating three “dead ends” in the system. The construction for this project will take place in late 2022.
- **System Maintenance** – During 2021, the Utility Department completed the following repairs and improvements to the water system:
  - 5 water main breaks
  - 28 service line repair jobs
  - 5 hydrants replaced
  - 6 hydrants repaired
  - All hydrants flushed during the annual hydrant flushing program
  - Over 4,000 laboratory tests to ensure OEPA compliance



### **Utility Billing Department**

The Billing Department ensures timely delivery of service to our customers and is diligent in providing the outstanding customer service every day of the year. This includes keeping the meter reading on a schedule, ensuring that customer invoices go out on time, and attentiveness to customer service order requests. During 2021, the department processed approximately \$4.17 million in service and capacity charge revenues.

- **Information and Outreach Efforts** - We provided educational information to the customers regarding the Consumer Confidence Report (CCR) every year. The Utility Department is also continuing a social media informational outreach program covering a different aspect of the department each month.

### **Parks and Recreation Department**

Currently, the city of Pataskala has seven parks within its approximately 30 square miles. Since 2018, the parks department has been awarded two Ohio Department of Natural Resources “Nature Works” grants for improvements at two of our parks. In 2020, we completed the new and exciting offerings at Liberty Park. The improvements at Liberty Park included an asphalt walking path and a nature playground within the woods. Major improvements at Karr Park were completed in 2021 and include a multigenerational fitness area, and new entrance features to the park. Additionally, we improved the existing walking path and expand that path to connect all park features for the community and city employees.



With an estimated population of nearly 18,000 residents and a median age of 37, Pataskala’s population is relatively young. However, we must not forget about the city’s mature and elderly. Parks and Recreation is here to serve the mature population segment with social, recreational, active, and healthy opportunities to build a community centered around volunteerism to help strengthen our communities’ image. Effectively promoting and publicizing recreational programs and events will help enrich the lives of our residents.

The City’s park system has seven parks within its corporation limits, totaling more than 138 acres of passive and active parkland, and include the following:



**Foundation Park:** 3 softball diamonds, 16 soccer fields, 3 picnic shelter, concession stand. In 2020, The City of Pataskala collaborated with our county park district (Licking Park District) and The Gilbert Reese Foundation to construct the first phase of an aggregate walking path within the 78-acre oasis. The youth in the adjacent neighborhood now have a newly installed Gaga Ball Pit which was constructed by a local Eagle Scout from Troop 141. Foundation hosts the assembly of floats for the annual Fourth of July parade, the Easter egg hunt sponsored by the Pataskala Lions Club, the Antique Power Show (includes tractor pull events, live music, and other community events), Outdoor Adventure Day

and our annual Pace with Passion 5k. The park also has a 0.5-acre stocked pond.

**Municipal Park** (Active) has a small baseball diamond, a swimming pool, an athletic open field, a basketball court, a sand volleyball court, shelter house, and a playground for children. It also has a walking trail that connects two large subdivisions.

Freedom Park (Active) includes large open green space, a playground for children with various swing elements, fitness equipment and a shelter house.

Liberty Park (Passive) has 2-acre stocked pond, a walking path in the woods and a large open field which has an asphalt path around its perimeter. The parks department was awarded a Nature Works Grant from The Ohio Department of Natural Resources for improvements in the amount of \$68,579. The improvements included a paved walking path, nature playground inside the existing woods and a shelter house.



Citizens Park (Passive) has a children’s playground, and a 2-acre stocked fishing pond. We are said to begin the first steps of development in 2023. The city is seeking grant funding through the NatureWorks (ODNR) funding.

Volunteer Park (Passive) has two baseball fields, a shelter house, and a soccer field/open space. In 2023 we anticipate building a playground with swing set for up to 6 park visitors.



Karr Park (Active) has two shelter houses, a children’s playground, a volleyball court and 1 walking path.

The Parks and Recreation Department looks to the future to enhance City programs to offer the citizens of Pataskala more diverse sport programs, adult programs and more. In addition, we will concentrate on repairing existing buildings and maintaining and enhancing the grounds at all the parks. To help take our city’s Parks and Recreation

Department to the next level and to keep up with the growth of our rural city we are considering developing partnerships with local businesses to help enhance our parks and what the city has to offer for its residents.

The City of Pataskala is dedicated to making our community a healthier place, one individual at a time, by partnering with local professional and organizations to help understand our residents’ unique needs for an improve quality of life and wellbeing. Please visit [www.pataskalaparksandrecreation.com](http://www.pataskalaparksandrecreation.com) for more information regarding our parks and events.

### **Land and Buildings**

The Lands and Buildings Department is primarily funded by the General Fund, and expenditures included improvements to the Old Town Hall (which also serves as the Utility Department headquarters), Municipal Building, Street Department, and park facilities. In 2007, the City purchased an existing office building located on Broad Street to serve as its Municipal Headquarters, with the intention of leasing any excess space. Improvements to the building since 2007 have included a new parking lot, new roof, as well as technology upgrades completed in 2012. In 2014, the note on the Municipal Building was paid in full, resulting in the City’s complete ownership of the facility.



In 2016, City Council authorized the Administration to enter into a contract with an architectural firm, Horne & King, for planning, architectural design and construction administration services related to the construction of a new Police Station. Police department operations were previously run out of the Old



Town Hall building, a 102-year-old facility that was never designed to serve in such a capacity. Permanent long-term funding for the project and project bidding were successfully completed in early-2018. Construction of the new station was completed in early 2019 and the Police Department moved into the new facility in the spring of 2019.

Specific to the Old Town Hall, City Council approved funding in the 2019-2021 budgets to make improvements to the facility after the Police Department moved out. These included improvements to the building's electrical service, plumbing, HVAC and general remodeling work. Upon completion of much of this work, the City's Utility Administrative and Billing staff moved in. In addition to providing space for the Utility Department, the city also rents office space in the Old Town Hall to the Pataskala Area Chamber of Commerce.

### **Finance Department**

The Finance Department, which consists of 3 full-time employees, is responsible for the following functions: payroll, budgetary compliance, accounts payable/receivable, income tax collection, human resources, payroll, capital asset accounting, investment of public funds, and ensuring compliance with Bureau of Worker's Compensation guidelines.

The department provides timely financial information to the Mayor and members of City Council, employees, and residents. This information includes monthly financial and budgetary reports which are posted to the City's website, a 5-year forecast for all of the City's funds, outlining expected revenues, expenditures and cash position, and also updates regarding the City's budget. Policies and procedures are continuously updated and reviewed ensuring proper internal controls are in place.

This year will mark the twenty-eighth consecutive year of filing financial statements according to accounting principles generally accepted in the United States of America (GAAP), and the twelfth consecutive year that the City has submitted a Annual Comprehensive Financial Report (ACFR) to the Government Finance Officers Association for their Certificate of Achievement Program.

### **LONG-TERM FINANCIAL PLANNING**

A 1.0% income tax was enacted by the voters in May 2010 and became effective July 1, 2010. The tax provides funding for Police protection and for investment in maintenance and improvements of the City's roadway infrastructure. For 2021, City Council directed that the income tax collections were to be allocated as follows: Police (55.0%), Street (32.90%), Capital Improvement (1.50%), and Debt Service (10.60%).

Pataskala is a bedroom community, with a significant portion of its approximately 17,900 residents working outside the corporate limits, including the cities of Columbus, Pickerington, Reynoldsburg, Whitehall, and Newark. Licking County's unemployment rate remained competitive with a rate of 2.70% and is somewhat better than the State of Ohio's December 2021 rate of 4.50%. The City also monitors and utilizes unemployment rates in surrounding counties as one factor when forecasting future income tax collections.

In consultation with City Council, the City Administrator has primary responsibility for developing the short- and long-term goals and objectives for the city. The City Administrator, Timothy O. Hickin, has compiled a list of six planning topics, which include: attracting jobs to the City; improving the City's roads; and completing a vision of how residents want the City to look in coming years.

Please find below an outline of Goals & Projects for 2022. The Administration prepared this plan in order to focus our planning and align our action steps consistent with these goals in order to achieve maximum efficiencies and results for the citizens of Pataskala.

### 1) Economic Development

- **Corporate Park:** Continue to market properties in the corporate park with Montrose Group taking the lead. Continue to work with the SWLCWSD to finish the Etna Parkway sewer extension. Re-constitute the JEDD Board and streamline the mechanism for parcels outside the JEDD to ask to be added to the JEDD.
- **Consultant:** Continue the partnership with the Montrose Group to market sites throughout the city of Pataskala.
- **Community Reinvestment Areas (CRA's):** Continue to market the City's four commercial and residential CRA areas. Create informational materials to inform business and residents about the CRA program. Create a 5<sup>th</sup> "Northwest CRA" in the innovation area near the intersections of Summit and Morse Rds.
- **Local School Districts:** Continue to work with the local school districts to implement the revenue sharing agreement for the Corporate Park CRA, benefitting expediency of future development of the Park.
- **Tax Increment Financing Districts (TIF):** File additional parcels within the corporate park to capitalize on developments. Identify other potential locations to implement TIF Districts to support development and infrastructure improvements, especially a residential TIF to help pay for upgrades at the Water Reclamation Facility. Finish the creation of the TIF at the intersection of Summit and Broad Streets.
- **Organizational Relationships:** Strengthen our partnerships with regional organizations, entities, and neighbors to enhance marketing and coordination:
  - Columbus 2020
  - Mid-Ohio Regional Planning Commission (MORPC)
  - Etna, Harrison, St. Albans, Jersey and Jefferson townships
  - Pataskala Area Chamber of Commerce
  - Franklin & Licking counties
  - Pataskala Corporate Park JEDD
  - Ohio Development Services Agency
  - Southwest Licking & Licking Heights School Districts
  - Central Ohio Technical College/C-TEC

- Southwest Licking Consolidated Water & Sewer District
- Cities of Columbus, Reynoldsburg, and New Albany

## 2) Infrastructure Improvements / CIP Implementation – “Investment in Our Future”

- **Street & Road Infrastructure:** The annual Street Improvement Program will continue in 2022 and will include repaving and reconstruction of identified roadways. The City continues aggressive budgeting each year toward our annual roadway improvements program.
- **Traffic Control and Intersection Improvements:** With the completion of the Intersection Safety and Capacity Study, the City has created a prioritized improvement schedule for intersections and will use it as a baseline to apply for State and Federal funding for financial assistance in completing improvement projects. In 2022, the City will continue working with ODOT to design a safety funds grant project to make improvements to the intersection of Broad Street and Summit Road. The City will also be working with a developer to make additional improvements to the same intersection through TIF funding. The City will continue to make applications to MORPC, through the Attributable Funds grant program, and to ODOT, through both the Safety Funds and TRAC grant programs, to make improvements to the Broad Street Downtown Corridor. The City intends to make an ODOT Safety Funds application for improvements at the Broad Street and Taylor Road intersection as well. The City is also finalizing design on Phase 3 of the Pataskala Safe Travel Plan. The goal of this plan is to provide improved pedestrian mobility throughout the City, with the first phase being aimed at the downtown area and the primary intersections on Broad St. Phase 3 will be focused at the intersection of Broad St., Main St., and Township Road, and include pedestrian facilities and control upgrades to facilitate the new equipment. Construction is planned to begin in 2022. Finally, the City will continue the asset management program to trouble shoot on-going issues, make repairs, and complete upgrades to traffic signals and control equipment, including battery back-ups.
- **Bridge and Culvert Asset Management:** In 2022, the Public Service Department is planning to continue design and construction for a small bridge replacement project on Cable Road in a coordinated effort with Licking Heights School District. Two bridge maintenance projects are scheduled for 2022. The first is the repair and expansion of a bridge on Summit Road just north of Cable Road. This 4-sided box culvert will be extended on either side due to steep drop offs from the edge of the road, and it will also receive new wing walls, as the existing wing walls are at the end of their useful life and beginning to deteriorate. The second project is to make minor deck repairs to the Township Road bridge at the intersection with Willow St. This project will involve sounding the deck to identify any unseen issues, then making repairs any necessary repairs to the deck, and finally sealing the deck for prolonged life.
- **Storm Water Management:** Design of a storm sewer replacement project on Taylor Road had been completed in 2019, but was postponed due to economic uncertainty during the Covid-19 pandemic. Those plans have been pulled off the shelf, updated, and will be constructed in 2022. The plan includes replacement of 1600’ of storm sewer, including a significant restoration effort due to the location being a residential area. The City will also begin design of the Vine Street trunk sewer project which is planned for construction in 2023. This project is aimed at relieving flooding in an area that relies on old field tile located on private property for drainage. The new storm sewer will be located in public right-of-way and is planned to have increased capacity over the existing drainage.

### 3) Public Service & Engineering

- **Public Service Department – Core Services:** Continue to provide basic and enhanced services to the residents and businesses, including:
  - Roadway berm replacement
  - Urban forest management plan (city-owned trees only)
  - Roadway striping
  - Pothole repair and repaving
  - Ditch cleaning and culvert repair/replacement
  - Right of-way mowing and vegetation management for sign visibility
  - Stream blockage removal
  - Streetlight repair and maintenance
  - Snow and ice removal program
  - City gateway maintenance
  - Street signage repair and replacement
  - Weekly park maintenance efforts
  - Guardrail maintenance
  - Road sweeping/alley maintenance
  - Mosquito control program
- **Storm Sewer Maintenance:** Targeted use of jet truck to maintain and clean-out lines. Inspect all drains and catch basins, and video sewers suspected of deficiencies throughout the City to identify areas in the storm water system that need to be cleaned, repaired, or replaced.
- **NPDES/MS4 Permit:** Improved communication with the EPA and staff efforts to improve compliance with requirements of NPDES/MS4 program. The City has also formed a new partnership with Licking County Soil & Water by joining the Licking County Stormwater Consortium. This program will aid the City with MS4 planning, reporting, permitting, and implementation efforts.

### 4) Land Use, Planning & Zoning / Grant Funding, Parks & Recreation:

- **Economic Development:** Continue responding to leads, and work to ensure adequate infrastructure is in place. Review, update, and expand areas with tax incentives within the City
- **Comprehensive Plan:** Implement the goals and objectives outlined in the updated Comprehensive plan which was adopted by Council in July 2021.
- **Code Review:** Ongoing review by staff identifying areas of the code not working as intended – suggestions for code modifications, if needed, should be anticipated in 2022. Particular attention will be paid to code amendments recommended in the Comprehensive Plan.
- **Code Enforcement:** Continued prioritization of enforcement issues within the Department – trash, inoperable motor vehicles, tall grass and weeds, along with chronic property maintenance-related properties.
- **Planning & Zoning:** Modify existing permit forms and to provide more streamlined submittal process.

## 5) Utilities – “Clean Water In, Clean Water Out”

- **Public Informational Outreach:** Significant outreach, education, and awareness initiatives to customers on, Fats Oil and Grease Program, Backflow Prevention Program, Water Conservation Efforts, and monthly informational posts on different aspects of the water and wastewater treatment processes.
- **Water Reclamation Facility (WRF) Improvements:** Complete the WRF upgrade construction. This upgrade is being completed to accomplish the goal of better nutrient reduction, specifically phosphorous. This project is funded by a 0.15% interest loan from the Ohio EPA and is expected to be completed in the spring of 2022.
- **Jefferson Street Waterline Project:** Replace and upsize the water main on Jefferson Street and Depot Street. This project will also eliminate a dead end in our distribution system and will include a roadway surface replacement.
- **Lift Station Generator:** Installing a standby generator at our lift stations that do not have one. This will be a three-year project to complete, with one generator purchase a year. The Sugar Mill Lift Station will get its generator in 2022.
- **Sewer Line Maintenance:** Increased efforts in sewer main preventative maintenance cleaning efforts. Using the SL-RAT system, we are able to use sound waves to quickly diagnose whether or not a line is experiencing a blockage. This allows us to only clean the lines that need cleaning, saving time, water and money.
- **Water Line Maintenance:** Annual water line, valve, hydrant replacement and repair efforts. We also conduct a water valve exercise program to ensure that the valves are operable when they are needed. We exercise half of the system’s main line valves every year.
- **GIS integration work:** The Utility Department is continuing to update its GIS map which locates all of its water and sewer infrastructure.

## 6) City Facilities

- **Municipal Facilities Inventory:** Investigate potential new uses for all city facilities. What is the most productive use of all city facilities?
- **Market and identify potential tenants for open space in municipal buildings.** Maintain relationships with the tenants already present.
- **Leases:** Re-evaluate and update current leases with tenants.
- **Pataskala Administration Building:** Replace deteriorating portions of buildings. Complete a renovation of the 2<sup>nd</sup> floor flooring.

## 7) Communications / Public Outreach

- **Community Outreach:** Revamp and redo the city’s website. Investigate the feasibility of a “Pataskala App” for use with smart phones. Increase use of social media (Facebook, Twitter) and increase the number of registrants to each

## 8) Parks and Recreation

- Continue to improve the current level of recreation programs and facilities
- Pursue new and exciting recreation programs to involve more residents (adults and children) in various activities using park facilities.

- Continue to maintain and improve park facilities for the continued enjoyment of the current residents as well as future potential residents.
- Continue to promote our parks to families and offer community events and co-sponsored events with local clubs, businesses, and other local groups to encourage more involvement within the parks
- Continue to strategically plan for our funding for recreational programming and our undeveloped open park spaces.
- Build long-term partnerships to offer more within our greenspaces year-round.
- Continue to pursue volunteer opportunities with all civic groups, businesses, as well as individual residents to improve the overall condition of the Parks.
- Continue to develop partnerships with our local schools to offer additional programs such as mentorship opportunities and more
- Continue to seek partnerships from local business for recreational programs, events and future programming.
- Work with city officials in 2022 to find ways to seek long term parks and recreation operations funding.

### **RELEVANT FINANCIAL POLICIES**

By ordinance, City Council adopted a comprehensive *Employee Handbook & Policy Manual* which, in addition to providing employees guidance on employment practices and policies, also provides a tool for the City to better manage and streamline the City's purchasing procedures, budgeting and financial planning, debt management, and investment and deposit of funds to ensure the minimal City resources are utilized to their fullest. A summary of the significant components of the financial policy section are as follows:

***Purchasing Procedures*** - Clarification and direction was provided to all employees governing the use of requisitions, certification of funds, establishing communication channels between departments receiving goods and the authorization for payment, competitive bidding process, and finally establishing overall standards and ethics.

***Budgeting and Financial Planning*** – The purpose is to identify the major elements of the budgeting/financial planning process to ensure the long-term objectives of the City are met and to recognize that prudent financial planning considers multi-year implications of short-term financial decisions. The major financial planning elements include:

1. **Capital Improvement Plan** – This document establishes a policy framework to guide the expansion of the City and future development and necessary infrastructure and capital equipment needs.
2. **Five-Year Forecast** – This plan projects the expected fund balances of the City's General Fund, or main operating fund, and considers the expected funding needs, essential funding sources, and may expand upon the Capital Improvement Plan by estimating the costs and funding for projects and programs that accomplish the long-term goals for the City.



3. Annual Operating and Capital Budgets – This annual financial plan is prepared by the City Administrator with assistance from the Finance Department and approved by Council. These budgets may be changed throughout the year based upon departmental needs and changes in estimated revenues.

The City will budget target cash fund balances for various operating funds to provide reserves for unforeseen emergencies or revenue shortfalls and to eliminate the need for short-term borrowings.

***Debt Management*** - Debt will only be used to fund capital projects or the purchase of capital assets that will continue to benefit the community and will not be used to finance operating expenditures. The City will work to obtain and maintain assigned credit from a rating agency consistent with the City's financing objectives. Finally, the City will strive to retire short-term borrowings as considered beneficial to the City in relation to overall cost savings and interest rates.

***Investments and Deposits of Funds*** – City Council adopted an amended investment policy in 2018 which expanded the number of approved investment options, and emphasizes safety, preservation of principal, liquidity and yield. All idle funds are to be invested in accordance with the City's investment policy.

#### **AWARDS AND ACKNOWLEDGEMENTS**

The Government Finance Officers Association of the United States and Canada (GFOA) awarded a *Certificate of Achievement for Excellence in Financial Reporting* to the City of Pataskala for its Annual Comprehensive Financial Report for the year ended December 31, 2020. This was the 12<sup>th</sup> consecutive year that the City of Pataskala has achieved this prestigious award. In order to be awarded a Certificate of Achievement, a government unit must publish an easily readable and efficiently organized annual comprehensive financial report. This report must satisfy both generally accepted accounting principles and applicable legal requirements.

A Certificate of Achievement is valid for a period of one year only. We believe our current report continues to conform to the Certificate of Achievement Program requirements, and we are submitting it to the GFOA to determine its eligibility for another certificate.


Government Finance Officers Association of the United States and Canada (GFOA) has given an Award for Outstanding Achievement in Popular Annual Financial Reporting to the City of Pataskala for its Popular Annual Financial Report for the fiscal year ended December 31, 2020. The Award for Outstanding Achievement in Popular Annual Financial Reporting is a prestigious national award recognizing conformance with the highest standards for preparation of state and local government popular reports. In order to receive an Award for Outstanding Achievement in Popular Annual Financial Reporting, a government unit must publish a Popular Annual Financial Report, whose contents conform to program standards of creativity, presentation, understandability, and reader appeal.

An Award for Outstanding Achievement in Popular Annual Financial Reporting is valid for a period of one year only. The City of Pataskala has received a Popular Award for the last five consecutive years (fiscal years ended 2016-2020). We believe our current report continues to conform to the Popular Annual Financial Reporting requirements, and we are submitting it to GFOA to determine its eligibility for another Award.

The City was also awarded the Ohio Auditor of State's *Award With Distinction* certificate (formerly known as the "Making Your Tax Dollars Count" award) for eleven years (2009-2017, 2019-2020), based upon the submission of an Annual Comprehensive Financial Report, and the auditor's finding that no material noncompliance or internal control weaknesses were identified as a result of these audits. We anticipate qualifying for the award again for 2021.

The preparation of this Annual Comprehensive Financial Report was made possible by the dedicated service of the City's Finance staff, department heads and all other City employees who have contributed or assisted in its preparation.

Respectfully submitted,



James M. Nicholson  
Finance Director



Government Finance Officers Association

Certificate of  
Achievement  
for Excellence  
in Financial  
Reporting

Presented to

**City of Pataskala  
Ohio**

For its Annual Comprehensive  
Financial Report  
For the Fiscal Year Ended

December 31, 2020

*Christopher P. Morill*

Executive Director/CEO

**City of Pataskala, Ohio**  
**Elected & Appointed Officials**  
**As of December 31, 2021**

---

**Elected Officials\***

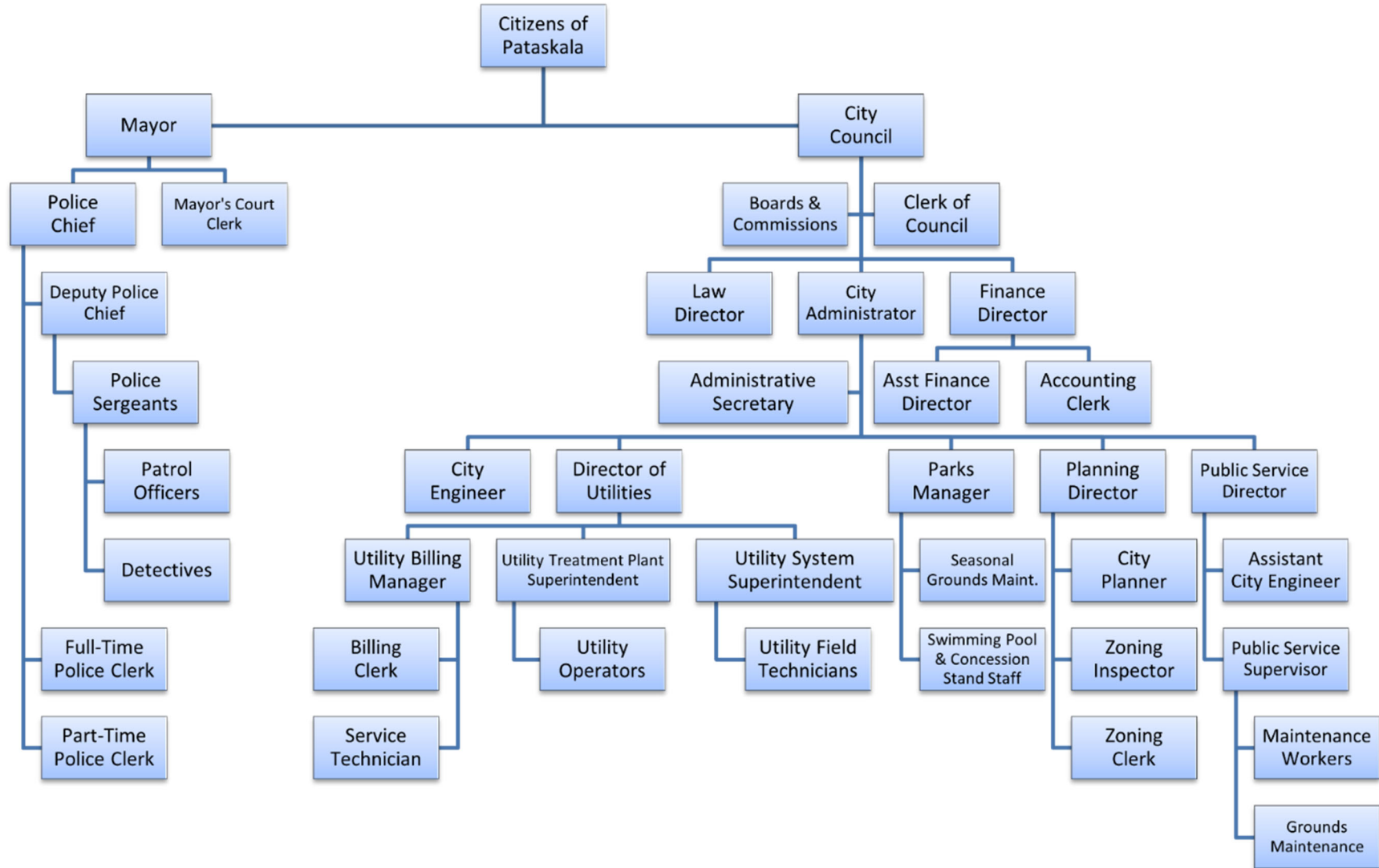
Mayor	Michael W. Compton (2025)
Council President	<i>Ward 1</i> – Thomas H. Lee (2023)
Council Members	<i>At-Large</i> – Dustin Epperson (2025) <i>At-Large</i> – Jude Hampshire (2025) <i>At-Large</i> – Andrew W. Walther (2025) <i>Ward 2</i> – Melissa A. Carter (2023) <i>Ward 3</i> – Todd W. Barstow (2023) <i>Ward 4</i> – Brandon Galik (2023)

**Appointed Officials:**

City Administrator	Timothy O. Hickin
Finance Director	James M. Nicholson, MBA, CPFIM
Law Director	Brian M. Zets, Esq.
Planning Director	Scott C. Fulton
Public Service Director	Alan W. Haines, P.E.
Chief of Police	Bruce Brooks
Utilities Director	Christopher D. Sharrock
Parks Manager	Lenier A. Crawford, AFO

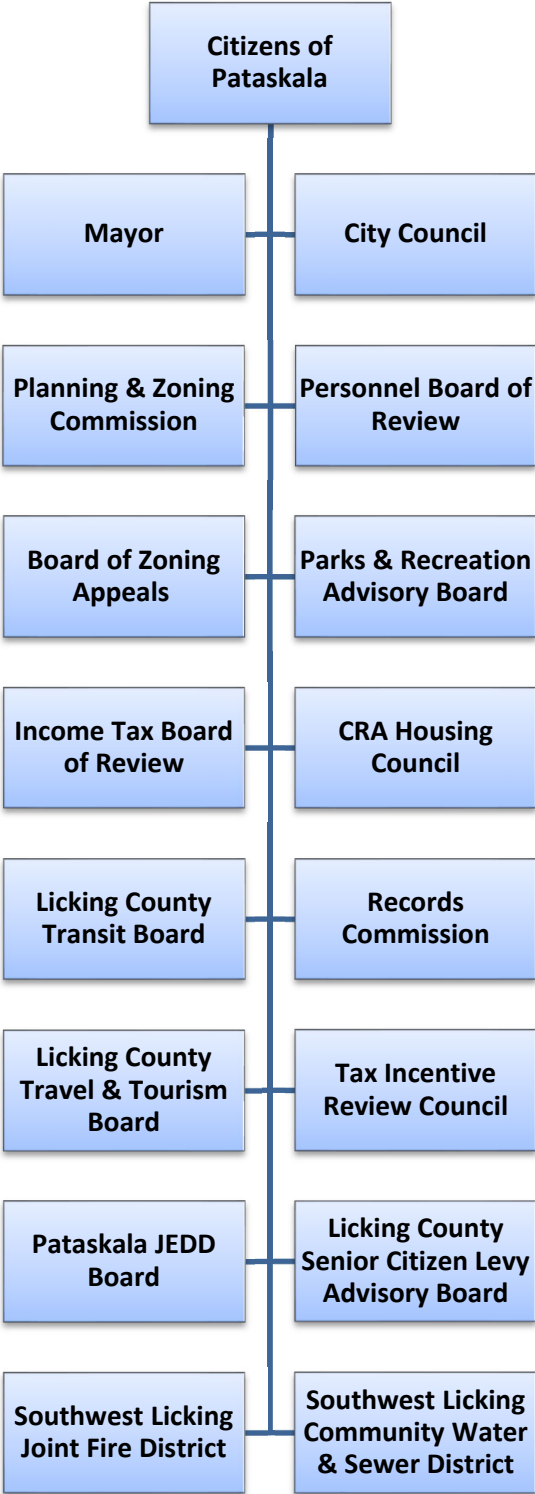
\* Elected officials' terms of office listed in parentheses.

# City of Pataskala, Ohio Organizational Chart



**City of Pataskala, Ohio  
Boards & Commissions**

---





# Financial Section

## City of Pataskala | Annual Report







## Independent Auditor's Report

City of Pataskala  
Licking County  
621 West Broad Street, Suite 1D  
Pataskala, Ohio 43062

To the Members of the City Council and Mayor:

### *Report on the Audit of the Financial Statements*

#### *Opinions*

We have audited the accompanying financial statements of the governmental activities, the business-type activities, each major fund, and the aggregate remaining fund information of the City of Pataskala, Licking County, Ohio, as of and for the year ended December 31, 2021, and the related notes to the financial statements, which collectively comprise the City of Pataskala's basic financial statements as listed in the table of contents.

In our opinion, the financial statements referred to above present fairly, in all material respects, the respective financial position of the governmental activities, the business-type activities, each major fund, and the aggregate remaining fund information of the City of Pataskala, as of December 31, 2021, and the respective changes in financial position and, where applicable, cash flows thereof and the respective budgetary comparisons for the General Fund, the Street Fund and the Police Fund for the year then ended in accordance with accounting principles generally accepted in the United States of America.

#### *Basis for Opinions*

We conducted our audit in accordance with auditing standards generally accepted in the United States of America (GAAS) and the standards applicable to financial audits contained in *Government Auditing Standards*, issued by the Comptroller General of the United States. Our responsibilities under those standards are further described in the *Auditor's Responsibilities for the Audit of the Financial Statements* section of our report. We are required to be independent of the City of Pataskala and to meet our other ethical responsibilities, in accordance with the relevant ethical requirements relating to our audit. We believe that the audit evidence we have obtained is sufficient and appropriate to provide a basis for our audit opinions.

#### *Emphasis of Matter*

As described in Note 22 to the financial statements, the financial impact of COVID-19 and the continuing emergency measures may impact subsequent periods of the City of Pataskala. Our opinions are not modified with respect to this matter.

***Responsibilities of Management for the Financial Statements***

Management is responsible for the preparation and fair presentation of the financial statements in accordance with accounting principles generally accepted in the United States of America, and for the design, implementation, and maintenance of internal control relevant to the preparation and fair presentation of financial statements that are free from material misstatement, whether due to fraud or error.

In preparing the financial statements, management is required to evaluate whether there are conditions or events, considered in the aggregate, that raise substantial doubt about the City of Pataskala's ability to continue as a going concern for twelve months beyond the financial statement date, including any currently known information that may raise substantial doubt shortly thereafter.

***Auditor's Responsibilities for the Audit of the Financial Statements***

Our objectives are to obtain reasonable assurance about whether the financial statements as a whole are free from material misstatement, whether due to fraud or error, and to issue an auditor's report that includes our opinions. Reasonable assurance is a high level of assurance but is not absolute assurance and therefore is not a guarantee that an audit conducted in accordance with GAAS and *Government Auditing Standards* will always detect a material misstatement when it exists. The risk of not detecting a material misstatement resulting from fraud is higher than for one resulting from error, as fraud may involve collusion, forgery, intentional omissions, misrepresentations, or the override of internal control. Misstatements are considered material if there is a substantial likelihood that, individually or in the aggregate, they would influence the judgment made by a reasonable user based on the financial statements.

In performing an audit in accordance with GAAS and *Government Auditing Standards*, we:

- Exercise professional judgment and maintain professional skepticism throughout the audit.
- Identify and assess the risks of material misstatement of the financial statements, whether due to fraud or error, and design and perform audit procedures responsive to those risks. Such procedures include examining, on a test basis, evidence regarding the amounts and disclosures in the financial statements.
- Obtain an understanding of internal control relevant to the audit in order to design audit procedures that are appropriate in the circumstances, but not for the purpose of expressing an opinion on the effectiveness of the City of Pataskala's internal control. Accordingly, no such opinion is expressed.
- Evaluate the appropriateness of accounting policies used and the reasonableness of significant accounting estimates made by management, as well as evaluate the overall presentation of the financial statements.
- Conclude whether, in our judgment, there are conditions or events, considered in the aggregate, that raise substantial doubt about the City of Pataskala's ability to continue as a going concern for a reasonable period of time.

We are required to communicate with those charged with governance regarding, among other matters, the planned scope and timing of the audit, significant audit findings, and certain internal control-related matters that we identified during the audit.

***Required Supplementary Information***

Accounting principles generally accepted in the United States of America require that the management's discussion and analysis, and schedules of net pension and other postemployment benefit assets and liabilities and pension and other postemployment benefit contributions listed in the table of contents be presented to supplement the basic financial statements. Such information is the responsibility of management and, although not a part of the basic financial statements, is required by the Governmental Accounting Standards Board who considers it to be an essential part of financial reporting for placing the basic financial statements in an appropriate operational, economic, or historical context. We have applied certain limited procedures to the required supplementary information in accordance with auditing standards generally accepted in the United States of America, which consisted of inquiries of management about the methods of preparing the information and comparing the information for consistency with management's responses to our inquiries, the basic financial statements, and other knowledge we obtained during our audit of the basic financial statements. We do not express an opinion or provide any assurance on the information because the limited procedures do not provide us with sufficient evidence to express an opinion or provide any assurance.

***Supplementary Information***

Our audit was conducted for the purpose of forming opinions on the financial statements that collectively comprise the City of Pataskala's basic financial statements. The accompanying combining and individual nonmajor fund financial statements and schedules are presented for purposes of additional analysis and are not a required part of the basic financial statements. Such information is the responsibility of management and was derived from and relates directly to the underlying accounting and other records used to prepare the basic financial statements. The information has been subjected to the auditing procedures applied in the audit of the basic financial statements and certain additional procedures, including comparing and reconciling such information directly to the underlying accounting and other records used to prepare the basic financial statements or to the basic financial statements themselves, and other additional procedures in accordance with auditing standards generally accepted in the United States of America. In our opinion, the combining and individual nonmajor fund financial statements and schedules are fairly stated, in all material respects, in relation to the basic financial statements as a whole.

***Other Information***

Management is responsible for the other information included in the annual financial report. The other information comprises the introductory and statistical sections but does not include the basic financial statements and our auditor's report thereon. Our opinions on the basic financial statements do not cover the other information, and we do not express an opinion or any form of assurance thereon.


In connection with our audit of the basic financial statements, our responsibility is to read the other information and consider whether a material inconsistency exists between the other information and the basic financial statements, or the other information otherwise appears to be materially misstated. If, based on the work performed, we conclude that an uncorrected material misstatement of the other information exists, we are required to describe it in our report.

***Other Reporting Required by Government Auditing Standards***

In accordance with *Government Auditing Standards*, we have also issued our report dated June 17, 2022, on our consideration of the City of Pataskala's internal control over financial reporting and our tests of its compliance with certain provisions of laws, regulations, contracts, and grant agreements and other matters. The purpose of that report is solely to describe the scope of our testing of internal control over financial reporting and compliance and the results of that testing, and not to provide an opinion on the effectiveness of the City of Pataskala's internal control over financial reporting or on compliance. That report is an integral part of an audit performed in accordance with *Government Auditing Standards* in considering the City of Pataskala's internal control over financial reporting and compliance.



Julian & Grube, Inc.  
June 17, 2022



THIS PAGE IS INTENTIONALLY LEFT BLANK

## CITY OF PATASKALA, OHIO

### MANAGEMENT'S DISCUSSION AND ANALYSIS FOR THE YEAR ENDED DECEMBER 31, 2021

The management's discussion and analysis of the City of Pataskala's (the "City") financial performance provides an overall review of the City's financial activities for the year ended December 31, 2021. The intent of this discussion and analysis is to look at the City's financial performance as a whole; readers should also review the basic financial statements and the notes to the basic financial statements to enhance their understanding of the City's financial performance.

#### Financial Highlights

Key financial highlights for 2021 are as follows:

- The total net position of the City increased \$9,595,562. Net position of governmental activities increased \$6,776,690 or 16.50% from December 31, 2020's net position. Net position of business-type activities increased \$2,818,872 or 20.88% from December 31, 2020's net position.
- General revenues accounted for \$9,199,036 or 60.29% of total governmental activities revenue. Program-specific revenues accounted for \$6,059,525 or 39.71% of total governmental activities revenue.
- The City had \$8,481,871 in expenses related to governmental activities; in total, these expenses were partially offset by program specific charges for services, grants or contributions.
- The general fund had revenues of \$2,409,834 in 2021. This represents an increase of \$167,753 from 2020 revenues. The expenditures of the general fund, which totaled \$1,624,838 in 2021 increased \$167,625 from 2020. The net increase in fund balance for the general fund was \$784,996 or 32.41%.
- The Street fund had revenues and other financing sources of \$3,825,662 in 2021, which is an increase of \$643,095 from 2020 revenues. The expenditures in the Street fund totaled \$2,964,620 in 2021, which decreased \$87,500 from 2020. The net increase in fund balance was \$861,042 or 24.97%.
- The Police fund had revenues of \$3,822,576 in 2021, which is an increase of \$389,047 from 2020 revenues. The expenditures and other financing uses in the Police fund totaled \$2,982,896 in 2021, which increased \$553,484 from 2020. The net increase in fund balance was \$839,680 or 22.94%.
- The Debt Service fund had revenues and other financing sources of \$1,063,742 and expenditures of \$1,038,320 in 2021. The fund balance of the Debt Service fund increased \$25,422 or 6.91%.
- Net position for the business-type activities, which are made up of the Water and Sewer enterprise funds, increased in 2021 by \$2,818,872.
- In the general fund, the actual revenues came in \$126,814 higher than they were in the final budget. Actual expenditures were \$528,398 less than the amount in the final budget. These variances are the result of the City's conservative budgeting process.

#### Using This Annual Comprehensive Financial Report (ACFR)

This ACFR consists of a series of financial statements and notes to these statements. These statements are organized so the reader can understand the City as a financial whole, an entire operating entity. The statements then proceed to provide an increasingly detailed look at specific financial activities.

## CITY OF PATASKALA, OHIO

### MANAGEMENT'S DISCUSSION AND ANALYSIS FOR THE YEAR ENDED DECEMBER 31, 2021

---

The statement of net position and statement of activities provide information about the activities of the City as a whole, presenting both an aggregate view of the City's finances and a longer-term view of those finances. Fund financial statements provide the next level of detail. For governmental funds, these statements tell how services were financed in the short-term as well as what remains for future spending. The fund financial statements also look at the City's most significant funds with all other nonmajor funds presented in total in one column.

#### Reporting the City as a Whole

##### *Statement of Net Position and the Statement of Activities*

While this document contains a large number of funds used by the City to provide programs and activities, the view of the City as a whole looks at all financial transactions and asks the question, "How did we do financially during 2021?" The statement of net position and the statement of activities answer this question. These statements include all assets, deferred outflows of resources, liabilities, deferred inflows of resources, revenues and expenses using the accrual basis of accounting similar to the accounting used by most private-sector companies. This basis of accounting will take into account all of the current year's revenues and expenses regardless of when cash is received or paid.

These two statements report the City's net position and changes in net position. The change in net position is important because it tells the reader that, for the City as a whole, the financial position of the City has either improved or diminished. The causes of this change may be the result of many factors, some financial, some not. Non-financial factors would include the City's property tax base, current property tax laws in Ohio restricting revenue growth, facility conditions, variations of economic conditions, required community programs and other factors.

In the statement of net position and the statement of activities, the City is divided into two distinct kinds of activities:

*Governmental activities* - Most of the City's programs and services are reported here including police, street maintenance, capital improvements and general administration. These services are funded primarily by property taxes, income taxes, and intergovernmental revenues including Federal and State grants and other shared revenues.

*Business-type activities* - These services are provided on a charge for goods or services basis to recover all or a significant portion of the expenses of the goods or services provided. The City's water and sewer operations are reported here.

The City's statement of net position and statement of activities can be found on pages 57-59 of this report.

#### Reporting the City's Most Significant Funds

##### *Fund Financial Statements*

A fund is a grouping of related accounts that is used to maintain control over resources that have been segregated for specific activities or objectives. The City, like other state and local governments, uses fund accounting to ensure and demonstrate compliance with finance-related legal requirements. All of the funds of the City can be divided into three categories: governmental funds, proprietary funds, and fiduciary funds.

Fund financial reports provide detailed information about the City's major funds. The City uses many funds to account for a multitude of financial transactions. However, these fund financial statements focuses on the City's most significant funds. The analysis of the City's major governmental and proprietary funds begins on page 50.

## CITY OF PATASKALA, OHIO

### MANAGEMENT'S DISCUSSION AND ANALYSIS FOR THE YEAR ENDED DECEMBER 31, 2021

---

#### ***Governmental Funds***

Governmental funds are used to account for essentially the same functions reported as governmental activities in the government-wide financial statements. However, unlike the government-wide financial statements, governmental fund financial statements focus on near-term inflows and outflows of spendable resources, as well as on balances of spendable resources available at the end of the fiscal year. Such information may be useful in evaluating a government's near-term financing requirements.

Because the focus of the governmental funds is narrower than that of the government-wide financial statements, it is useful to compare the information presented for governmental funds with similar information presented for governmental activities in the government-wide financial statements. By doing so, the readers may better understand the long-term impact of the government's near-term financing decisions. Both the governmental fund balance sheet and the governmental fund statement of revenues, expenditures, and changes in fund balances provide a reconciliation to facilitate this comparison between governmental funds and governmental activities.

The City maintains a multitude of individual governmental funds and has segregated these funds into major and nonmajor funds. The City's major governmental funds are the General fund, Street fund, and Police Fund. Information for major funds is presented separately in the governmental fund balance sheet and in the governmental statement of revenues, expenditures, and changes in fund balances. Data from the other governmental funds are combined into a single, aggregated presentation. The basic governmental fund financial statements can be found on pages 60-69 of this report.

#### ***Proprietary Funds***

The City maintains one type of proprietary fund, its enterprise funds. Enterprise funds are used to report the same functions presented as business-type activities in the government-wide financial statements. The City uses enterprise funds to account for its water and sewer operations. Both of the City's enterprise funds are considered major funds. The basic proprietary fund financial statements can be found on pages 70-73 of this report.

#### ***Fiduciary Funds***

Fiduciary funds are used to account for resources held for the benefit of parties outside the City. Fiduciary funds are not reflected in the government-wide financial statement because the resources of those funds are not available to support the City's own programs. The accounting used for fiduciary funds is much like that used for proprietary funds. The City's fiduciary fund is a Custodial fund. The basic fiduciary fund financial statements can be found on pages 74-75 of this report.

#### ***Notes to the Basic Financial Statements***

The notes provide additional information that is essential to a full understanding of the data provided in the government-wide and fund financial statements. These notes to the basic financial statements can be found on pages 79-133 of this report.

#### ***Required Supplementary Information***

In addition to the basic financial statements and accompanying notes, this report also presents certain required supplementary information concerning the City's net pension liability/asset and net OPEB liability. The required supplementary information can be found on pages 136-151 of this report.

**CITY OF PATASKALA, OHIO**

MANAGEMENT'S DISCUSSION AND ANALYSIS  
FOR THE YEAR ENDED DECEMBER 31, 2021

**Government-Wide Financial Analysis**

The table below provides a summary of the City's assets, deferred inflows of resources, liabilities, deferred outflows of resources and net position at December 31, 2021 and 2020.

	<b>Net Position</b>					
	<b>Governmental Activities</b>		<b>Business-Type Activities</b>		<b>Total</b>	
	<b>2021</b>	<b>2020</b>	<b>2021</b>	<b>2020</b>	<b>2021</b>	<b>2020</b>
<b><u>Assets</u></b>						
Current and other assets	\$ 22,526,630	\$ 19,100,747	\$ 12,844,593	\$ 10,499,064	\$ 35,371,223	\$ 29,599,811
Capital assets, net	42,471,289	40,592,597	16,223,519	15,180,310	58,694,808	55,772,907
Total assets	<b>64,997,919</b>	<b>59,693,344</b>	<b>29,068,112</b>	<b>25,679,374</b>	<b>94,066,031</b>	<b>85,372,718</b>
<b><u>Deferred outflows of resources</u></b>						
Unamortized						
deferred charges	-	-	244,045	259,378	244,045	259,378
Pension	1,001,812	872,103	160,676	202,193	1,162,488	1,074,296
OPEB	458,613	518,100	63,173	126,775	521,786	644,875
Total deferred outflows	<b>1,460,425</b>	<b>1,390,203</b>	<b>467,894</b>	<b>588,346</b>	<b>1,928,319</b>	<b>1,978,549</b>
<b><u>Liabilities</u></b>						
Current liabilities	1,137,397	1,192,707	1,060,868	141,193	2,198,265	1,333,900
Long-term liabilities:						
Due within one year	941,263	935,608	702,889	701,786	1,644,152	1,637,394
Net pension liability	4,710,190	4,784,322	670,766	864,542	5,380,956	5,648,864
Net OPEB liability	559,057	1,540,157	-	619,598	559,057	2,159,755
Other amounts	8,496,158	9,195,945	10,209,044	10,120,812	18,705,202	19,316,757
Total liabilities	<b>15,844,065</b>	<b>17,648,739</b>	<b>12,643,567</b>	<b>12,447,931</b>	<b>28,487,632</b>	<b>30,096,670</b>
<b><u>Deferred inflows of resources</u></b>						
Property taxes						
and PILOTs	1,219,242	1,222,504	-	-	1,219,242	1,222,504
Pension	862,575	724,733	310,381	209,034	1,172,956	933,767
OPEB	677,909	409,708	261,257	108,826	939,166	518,534
Total deferred inflows	<b>2,759,726</b>	<b>2,356,945</b>	<b>571,638</b>	<b>317,860</b>	<b>3,331,364</b>	<b>2,674,805</b>
<b><u>Net Position</u></b>						
Net investment in						
capital assets	33,127,561	30,546,507	5,584,900	4,639,228	38,712,461	35,185,735
Restricted	11,594,790	8,490,369	-	-	11,594,790	8,490,369
Unrestricted	3,132,202	2,040,987	10,735,901	8,862,701	13,868,103	10,903,688
Total net position	<b>\$ 47,854,553</b>	<b>\$ 41,077,863</b>	<b>\$ 16,320,801</b>	<b>\$ 13,501,929</b>	<b>\$ 64,175,354</b>	<b>\$ 54,579,792</b>



## CITY OF PATASKALA, OHIO

### MANAGEMENT'S DISCUSSION AND ANALYSIS FOR THE YEAR ENDED DECEMBER 31, 2021

---

The net pension liability/asset is reported pursuant to Governmental Accounting Standards Board (GASB) Statement 68, "Accounting and Financial Reporting for Pensions—an Amendment of GASB Statement 27." The net other postemployment benefits (OPEB) liability is reported pursuant to GASB Statement 75, "Accounting and Financial Reporting for Postemployment Benefits Other Than Pensions." For reasons discussed below, many end users of this financial statement will gain a clearer understanding of the City's actual financial condition by adding deferred inflows related to pension and OPEB, the net pension liability, and the net OPEB liability to the reported net position and subtracting deferred outflows related to pension and OPEB and the net pension asset.

Governmental Accounting Standards Board standards are national and apply to all government financial reports prepared in accordance with generally accepted accounting principles. Prior accounting for pensions (GASB 27) and postemployment benefits (GASB 45) focused on a funding approach. This approach limited pension and OPEB costs to contributions annually required by law, which may or may not be sufficient to fully fund each plan's net pension liability/asset or net OPEB liability. GASB 68 and GASB 75 take an earnings approach to pension and OPEB accounting; however, the nature of Ohio's statewide pension/OPEB plans and state law governing those systems requires additional explanation in order to properly understand the information presented in these statements.

GASB 68 and GASB 75 require the net pension liability/asset and the net OPEB liability to equal the City's proportionate share of each plan's collective:

1. Present value of estimated future pension/OPEB benefits attributable to active and inactive employees' past service.
2. Minus plan assets available to pay these benefits.

GASB notes that pension and OPEB obligations, whether funded or unfunded, are part of the "employment exchange" – that is, the employee is trading his or her labor in exchange for wages, benefits, and the promise of a future pension and other postemployment benefits. GASB noted that the unfunded portion of this promise is a present obligation of the government, part of a bargained-for benefit to the employee, and should accordingly be reported by the government as a liability since they received the benefit of the exchange. However, the City is not responsible for certain key factors affecting the balance of these liabilities. In Ohio, the employee shares the obligation of funding pension benefits with the employer. Both employer and employee contribution rates are capped by State statute. A change in these caps requires action of both Houses of the General Assembly and approval of the Governor. Benefit provisions are also determined by State statute. The Ohio Revised Code permits, but does not require, the retirement systems to provide healthcare to eligible benefit recipients. The retirement systems may allocate a portion of the employer contributions to provide for these OPEB benefits.

The employee enters the employment exchange with the knowledge that the employer's promise is limited not by contract but by law. The employer enters the exchange also knowing that there is a specific, legal limit to its contribution to the retirement system. In Ohio, there is no legal means to enforce the unfunded liability of the pension/OPEB plan *as against the public employer*. State law operates to mitigate/lessen the moral obligation of the public employer to the employee, because all parties enter the employment exchange with notice as to the law. The retirement system is responsible for the administration of the pension and OPEB plans.

Most long-term liabilities have set repayment schedules or, in the case of compensated absences (i.e. sick and vacation leave), are satisfied through paid time-off or termination payments. There is no repayment schedule for the net pension liability or the net OPEB liability. As explained above, changes in benefits, contribution rates, and return on investments affect the balance of these liabilities but are outside the control of the local government. In the event that contributions, investment returns, and other changes are insufficient to keep up with required payments, State statute does not assign/identify the responsible party for the unfunded portion. Due to the unique nature of how the net pension liability and the net OPEB liability are satisfied, these liabilities are separately identified within the long-term liability section of the statement of net position.

In accordance with GASB 68 and GASB 75, the City's statements prepared on an accrual basis of accounting include an annual pension expense and an annual OPEB expense for their proportionate share of each plan's *change* in net pension liability/asset and net OPEB liability, respectively, not accounted for as deferred inflows/outflows.

**CITY OF PATASKALA, OHIO**

**MANAGEMENT'S DISCUSSION AND ANALYSIS  
FOR THE YEAR ENDED DECEMBER 31, 2021**

---

Over time, net position can serve as a useful indicator of a government's financial position. At December 31, 2021, the City's assets plus deferred outflows of resources exceeded liabilities plus deferred inflows of resources by \$64,175,354. At year end, net positions were \$47,854,553 and \$16,320,801 for the governmental activities and the business-type activities, respectively.

Capital assets reported on the government-wide statements represent the largest portion of the City's net position. At year-end, capital assets represented 62.40% of total assets. Capital assets include land, construction in progress, land improvements, buildings and improvements, equipment, vehicles and infrastructure. Net investment in capital assets at December 31, 2021, were \$33,127,561 and \$5,584,900 in the governmental activities and business-type activities, respectively. These capital assets are used to provide services to citizens and are not available for future spending. Although the City's investment in capital assets is reported net of related debt, it should be noted that the resources to repay the debt must be provided from other sources, since capital assets may not be used to liquidate these liabilities.

A portion of the City's net position, \$11,594,790, represents resources that are subject to external restriction on how they may be used. In the governmental activities, the remaining balance of unrestricted net position is \$3,132,202.

THIS SPACE INTENTIONALLY LEFT BLANK

**CITY OF PATASKALA, OHIO**

**MANAGEMENT'S DISCUSSION AND ANALYSIS  
FOR THE YEAR ENDED DECEMBER 31, 2021**

The following table shows the changes in net position for 2021 and 2020.

	<b>Governmental Activities</b>		<b>Change in Net Position Business-Type Activities</b>		<b>Total</b>	
	<u>2021</u>	<u>2020</u>	<u>2021</u>	<u>2020</u>	<u>2021</u>	<u>2020</u>
<b>Revenues</b>						
<u>Program revenues:</u>						
Charges for services and sales	\$ 773,879	\$ 624,338	\$ 4,876,456	\$ 4,931,871	\$ 5,650,335	\$ 5,556,209
Operating grants and contributions	1,411,305	2,297,068	-	-	1,411,305	2,297,068
Capital grants and contributions	3,874,341	2,458,870	847,989	403,730	4,722,330	2,862,600
<u>General revenues:</u>						
Property taxes	1,329,165	1,142,154	-	-	1,329,165	1,142,154
Permissive taxes	305,497	272,021	-	-	305,497	272,021
Income taxes	6,793,034	6,271,030	-	-	6,793,034	6,271,030
Payments in lieu of taxes	247,729	246,744	-	-	247,729	246,744
Unrestricted grants	405,685	294,935	-	-	405,685	294,935
Interest	(11,614)	55,154	(68,806)	162,522	(80,420)	217,676
Other	129,540	358,595	2,158	34,316	131,698	392,911
<b>Total Revenues</b>	<b><u>15,258,561</u></b>	<b><u>14,020,909</u></b>	<b><u>5,657,797</u></b>	<b><u>5,532,439</u></b>	<b><u>20,916,358</u></b>	<b><u>19,553,348</u></b>
<b>Expenses:</b>						
General government	2,036,758	2,249,518	-	-	2,036,758	2,249,518
Security of persons and property	2,766,186	2,967,669	-	-	2,766,186	2,967,669
Transportation	3,038,305	3,179,013	-	-	3,038,305	3,179,013
Community environment	67,332	407,761	-	-	67,332	407,761
Leisure time activity	307,058	446,534	-	-	307,058	446,534
Interest and fiscal charges	266,232	282,867	-	-	266,232	282,867
Water	-	-	1,618,374	2,028,438	1,618,374	2,028,438
Sewer	-	-	1,220,551	1,676,816	1,220,551	1,676,816
<b>Total Expenses</b>	<b><u>8,481,871</u></b>	<b><u>9,533,362</u></b>	<b><u>2,838,925</u></b>	<b><u>3,705,254</u></b>	<b><u>11,320,796</u></b>	<b><u>13,238,616</u></b>
<b>Change in Net Position</b>	<b>6,776,690</b>	<b>4,487,547</b>	<b>2,818,872</b>	<b>1,827,185</b>	<b>9,595,562</b>	<b>6,314,732</b>
Net position at beginning of year	<u>41,077,863</u>	<u>36,590,316</u>	<u>13,501,929</u>	<u>11,674,744</u>	<u>54,579,792</u>	<u>48,265,060</u>
<b>Net Position at End of Year</b>	<b><u>\$ 47,854,553</u></b>	<b><u>\$ 41,077,863</u></b>	<b><u>\$ 16,320,801</u></b>	<b><u>\$ 13,501,929</u></b>	<b><u>\$ 64,175,354</u></b>	<b><u>\$ 54,579,792</u></b>
<b>Governmental Activities</b>						

Governmental activities net position increased \$6,776,690 in 2021.

CITY OF PATASKALA, OHIO

MANAGEMENT'S DISCUSSION AND ANALYSIS  
FOR THE YEAR ENDED DECEMBER 31, 2021

---

Security of persons and property, which primarily supports the operations of the police department, had expenses of \$2,766,186 which accounted for 32.61% of the governmental expenses of the City. These expenses were partially funded by \$84,024 in direct charges to users of the services and \$10,372 in operating grants and contributions. Transportation, which primarily supports street construction and maintenance projects, had expenses of \$3,038,305 which accounted for 35.82% of the governmental expenses of the City. These expenses were funded by \$1,135,158 in operating grants and contributions, \$3,874,341 in capital grants and contributions. The increase in transportation expenses was the result of increased spending in the street fund and an increase in depreciation expense related to infrastructure projects. General government expenses totaled \$2,036,758 which was partially funded by \$377,608 in direct charges to users of the services and \$267,419 in operating grants and contributions.

Expenses of the governmental activities decreased \$1,051,491 or 11.03%. This decrease is primarily the result of the decrease in OPEB expense for the Ohio Public Employees Retirement System (OPERS). On an accrual basis, the City had OPEB expense of (\$835,253) in 2021 compared to \$100,371 in 2020. On January 15, 2020, OPERS approved several changes to the health care plan offered to Medicare and non-Medicare retirees in efforts to decrease costs and increase the solvency of the health care plan. These changes are effective January 1, 2022 and include changes to base allowances and eligibility for Medicare retirees, as well as replacing OPERS-sponsored medical plans for non-Medicare retirees with monthly allowances, similar to the program for Medicare retirees. These changes are reflected in the December 31, 2020 measurement date health care valuation which are reported by the City at December 31, 2021. These changes along with changes in assumptions related to an increase in discount rate from 3.16% to 6.00% significantly decreased the total OPEB liability for the measurement date December 31, 2020.

The State and Federal government contributed to the City a total of \$1,411,305 in operating grants and contributions. These revenues are restricted to a particular program or purpose.

General revenues totaled \$9,199,036 and amounted to 60.29% of total governmental revenues. These revenues primarily consist of property tax revenue and income tax revenue making up \$8,122,199 which is 88.29% of general revenues or 53.23% of all revenues. Income tax revenue increased due to a better than expected tax collections throughout the City. The increase in program revenues was the result of an increase in capital grants and contributions of \$1,411,305. This increase was due to more capital contributions received in 2021 from developers for infrastructure built in the City. The decrease in operating grants and contributions year over year was due to the City receiving Coronavirus Aid, Relief, and Economic Security (CARES) Act money in 2020, but not receiving any money in 2021. The negative interest for the City was due to a decrease in fair value of investments.

The statement of activities shows the cost of program services and the charges for services and grants offsetting those services. The following table shows, for governmental activities, the total cost of services and the net cost of services. That is, it identifies the cost of these services supported by tax revenue and unrestricted State grants and entitlements. As can be seen in the table below, the City is highly dependent upon property taxes as well as unrestricted grants and entitlements to support its governmental activities.

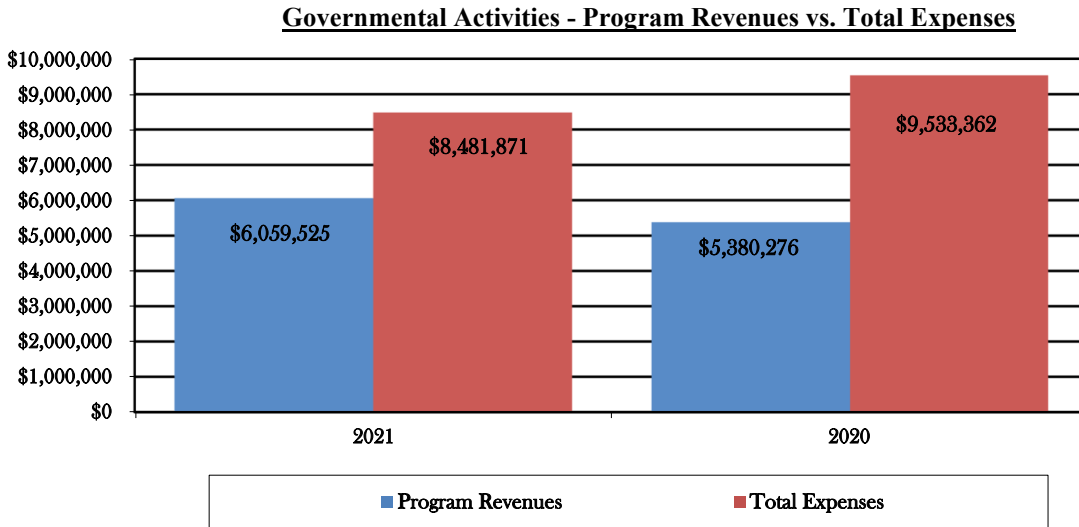
**CITY OF PATASKALA, OHIO**

MANAGEMENT'S DISCUSSION AND ANALYSIS  
FOR THE YEAR ENDED DECEMBER 31, 2021

	<b>Governmental Activities</b>			
	<b>Total Cost of Services</b>	<b>Net Cost of Services</b>	<b>Total Cost of Services</b>	<b>Net Cost of Services</b>
	<b>2021</b>	<b>2021</b>	<b>2020</b>	<b>2020</b>
<b>Program expenses:</b>				
General government	\$ 2,036,758	\$ 1,391,731	\$ 2,249,518	\$ 1,584,137
Security of persons and property	2,766,186	2,671,790	2,967,669	2,094,592
Transportation	3,038,305	(1,970,251)	3,179,013	(435,416)
Community environment	67,332	5,175	407,761	344,958
Leisure time activity	307,058	57,669	446,534	281,948
Interest and fiscal charges	266,232	266,232	282,867	282,867
<b>Total Expenses</b>	<b>\$ 8,481,871</b>	<b>\$ 2,422,346</b>	<b>\$ 9,533,362</b>	<b>\$ 4,153,086</b>

The dependence upon general revenues for governmental activities is apparent, with 28.56% in 2021 supported through taxes and other general revenues.

The following graph illustrates governmental-activities program revenues and total expenses for years 2021 and 2020.

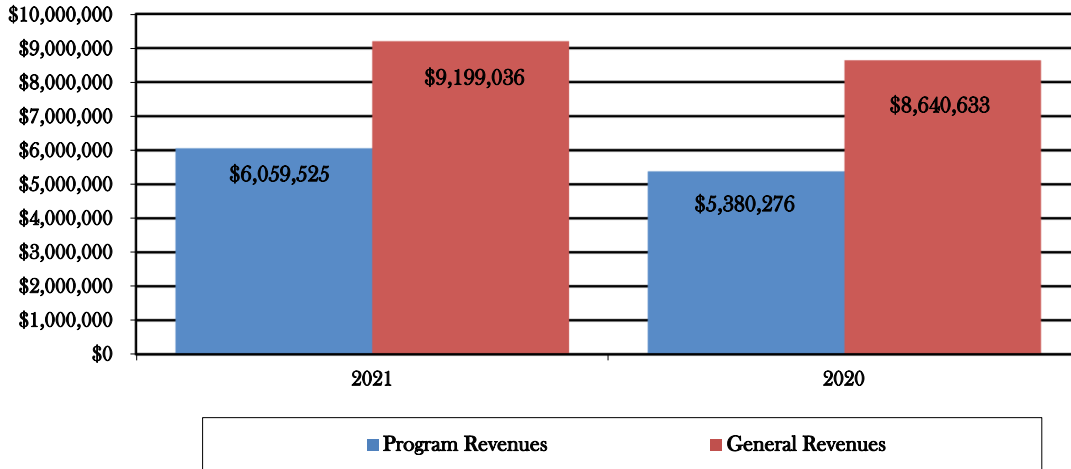


**CITY OF PATASKALA, OHIO**

**MANAGEMENT'S DISCUSSION AND ANALYSIS  
FOR THE YEAR ENDED DECEMBER 31, 2021**

The graph below shows governmental-activities general and program revenues for years 2021 and 2020.

**Governmental Activities - General and Program Revenues**

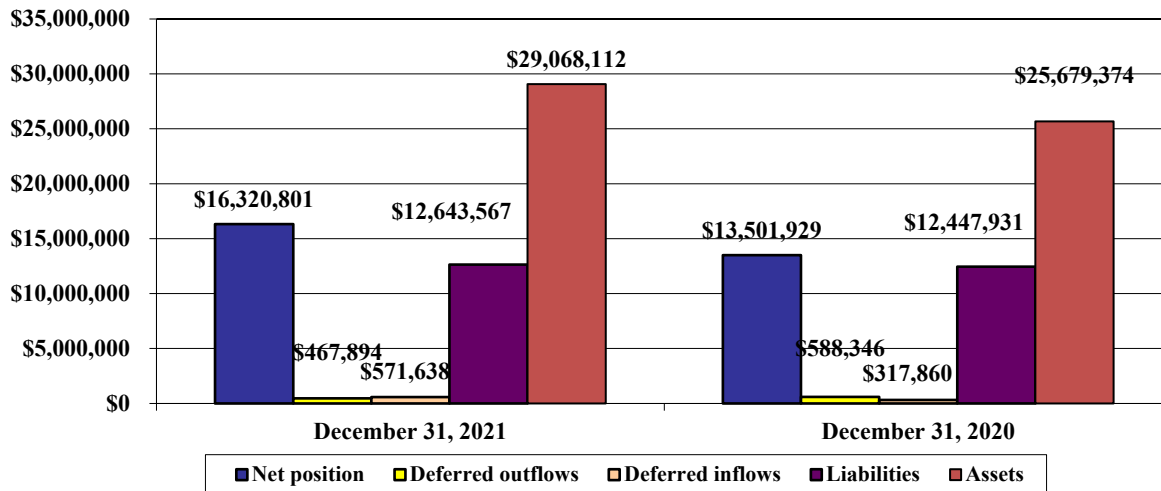


**Business-Type Activities**

Business-type activities include the water and sewer enterprise funds. These programs had program revenues of \$5,724,445, general revenues of (\$66,648), and expenses of \$2,838,925 for 2021.

The following graph illustrates the business-type activities assets, deferred outflows, liabilities, deferred inflows and net position at December 31, 2021 and 2020.

**Net Position in Business - Type Activities**



The City's total assets for business-type activities increased due primarily to higher equity in pooled cash balances due primarily to water and sewer rate increases.

**CITY OF PATASKALA, OHIO**

MANAGEMENT'S DISCUSSION AND ANALYSIS  
FOR THE YEAR ENDED DECEMBER 31, 2021

**Financial Analysis of the Government's Funds**

As noted earlier, the City uses fund accounting to ensure and demonstrate compliance with finance-related legal requirements.

**Governmental Funds**

The focus of the City's governmental funds is to provide information on near-term inflows, outflows, and balances of spendable resources. Such information is useful in assessing the City's financing requirements. In particular, unassigned fund balance may serve as a useful measure of the City's net resources available for spending at year end.

The City's governmental funds reported a combined fund balance of \$17,399,204 which is \$3,629,942 higher than last year's total of \$13,769,262.

The following schedule indicates the fund balances and the total change in fund balances as of December 31, 2021 and 2020 for all major and nonmajor governmental funds.

	<b>Fund Balances 12/31/2021</b>	<b>Fund Balances 12/31/2020</b>	<b>Change</b>
Major funds:			
General	\$ 3,206,973	\$ 2,421,977	\$ 784,996
Street	4,309,293	3,448,251	861,042
Police	4,499,535	3,659,855	839,680
Debt Service	393,461	368,039	25,422
Other nonmajor governmental funds	4,989,942	3,871,140	1,118,802
<b>Total</b>	<b>\$ 17,399,204</b>	<b>\$ 13,769,262</b>	<b>\$ 3,629,942</b>

**General Fund**

The table that follows assists in illustrating the revenues of the general fund.

	<b>2021 Amount</b>	<b>2020 Amount</b>	<b>Percentage Change</b>
<b>Revenues</b>			
Taxes	\$ 1,329,840	\$ 1,116,937	19.06%
Charges for services	136,704	75,528	81.00%
Licenses and permits	337,541	293,662	14.94%
Fines and forfeitures	73,540	59,868	22.84%
Intergovernmental	398,743	286,328	39.26%
Special assessments	5,855	460	1,172.83%
Investment income	(11,495)	48,467	(123.72%)
Rental income	13,185	4,905	168.81%
Contributions and donations	36,602	10,155	260.43%
Other	89,319	345,771	(74.17%)
<b>Total Revenues</b>	<b>\$ 2,409,834</b>	<b>\$ 2,242,081</b>	<b>7.48%</b>

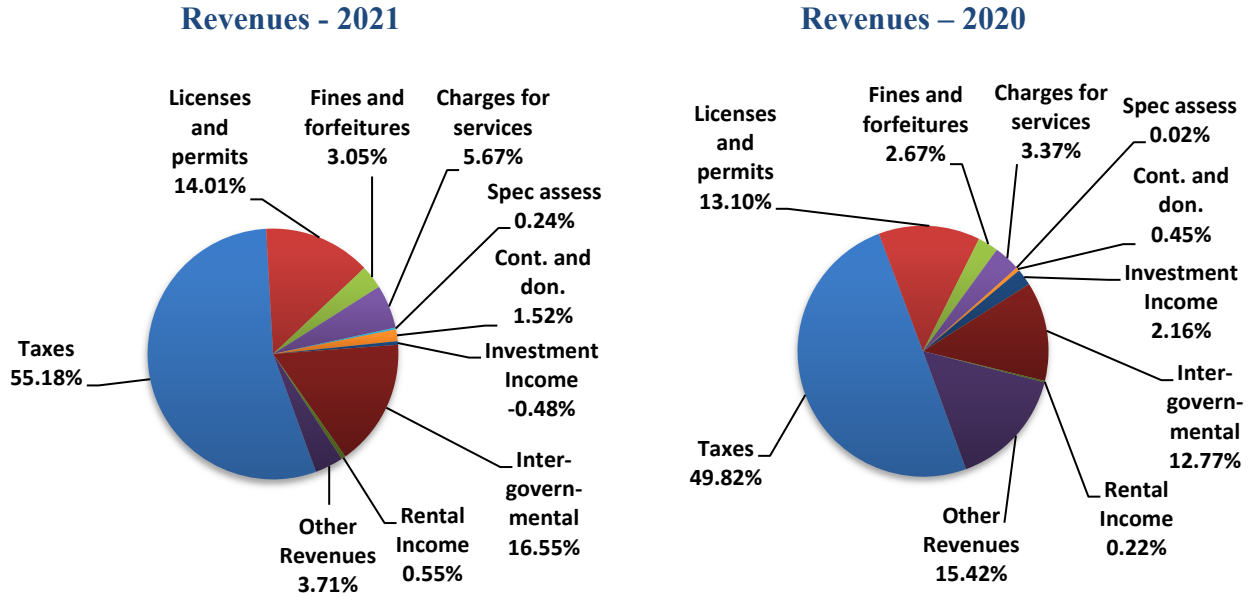
Revenues of the general fund increased \$167,753, or 7.48%. Tax revenue represents 55.18% of all general fund revenue.

**CITY OF PATASKALA, OHIO**

**MANAGEMENT’S DISCUSSION AND ANALYSIS  
FOR THE YEAR ENDED DECEMBER 31, 2021**

Taxes increased by \$212,903 due to a re-evaluation of property taxes in Licking County. The increase in charges for services is the result of a increase in the recreation fees charged to City residents. The decrease in other is due to a small Bureau of Workers Compensation (BWC) dividend received in December 2021.

The following graphs illustrate the breakdown of the general fund’s revenues for December 31, 2021 and 2020:



The table that follows assists in illustrating the expenditures of the general fund.

	<u>2021</u> <u>Amount</u>	<u>2020</u> <u>Amount</u>	<u>Percentage</u> <u>Change</u>
<b><u>Expenditures</u></b>			
General government	\$ 956,052	\$ 820,139	16.57%
Community environment	345,490	368,621	(6.28%)
Leisure time activity	318,755	259,112	23.02%
Debt service	4,541	9,341	(51.39%)
<b>Total Expenditures</b>	<b><u>\$ 1,624,838</u></b>	<b><u>\$ 1,457,213</u></b>	<b><u>11.50%</u></b>

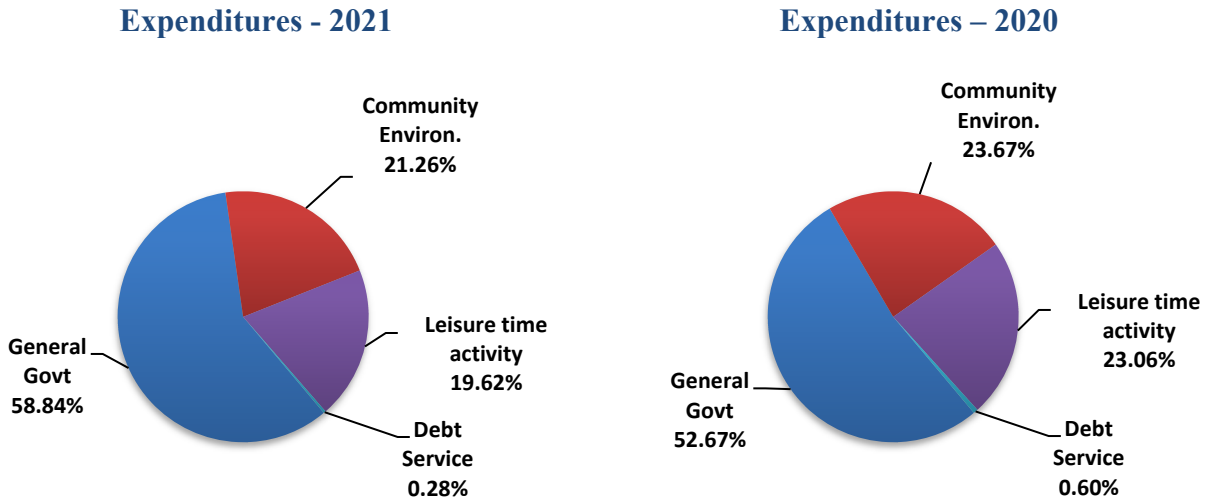
Expenditures of the general fund increased \$167,625 or 11.50%. The increase in general government was a result of increased spending in the Court & Legal and Parks, Lands & Municipal Facilities departments. The increase in leisure time activity was due to increased costs associated with the recreation department.



CITY OF PATASKALA, OHIO

MANAGEMENT’S DISCUSSION AND ANALYSIS  
FOR THE YEAR ENDED DECEMBER 31, 2021

The graphs below show the general fund’s expenditures for December 31, 2021 and 2020:



**Street Fund**

The Street fund had revenues and other financing sources of \$3,825,662 in 2021, which is an increase of \$643,095 from 2020 revenues. This increase was primarily the result of the increase in income tax revenues. The expenditures in the Street fund totaled \$2,964,620 in 2021, which increased \$87,500 from 2020. Expenditures and other financing sources decreased primarily due to an decrease in salaries & related, contractual services and capital outlay compared to 2020.

**Police Fund**

The Police fund had revenues of \$3,822,576 in 2021, which is an increase of \$389,047 from 2020 revenues. This increase was primarily the result of the increase in income tax revenues. The expenditures and other financing uses in the Police fund totaled \$2,982,896 in 2021, which increased \$553,484 from 2020. This increase is due primarily to an increase of spending in the police department. The net increase in fund balance was \$839,680 or 22.94%.

**Debt Service Fund**

The Debt Service fund had revenues and other financing sources of \$1,063,742 and expenditures of \$1,038,320 in 2021. Revenues increased due to more income tax collections in 2021. Expenditures decreased due to a decrease in income tax collection fees in general government expenditures.

**Budgeting Highlights**

The City’s budgeting process is prescribed by the Ohio Revised Code (ORC). Essentially, the budget is the City’s appropriations which are restricted by the amounts of anticipated revenues certified by the Budget Commission in accordance with the ORC. Therefore, the City’s plans or desires cannot be totally reflected in the original budget. If budgeted revenues are adjusted due to actual activity, then the appropriations can be adjusted accordingly.

In the general fund, actual revenues came in \$126,814 higher than projected in the final budget. Actual expenditures and other financing uses were \$528,398 less than the amount in the approved final budget. These variances are the result of the City’s conservative budgeting. The City continues to monitor the budget which further exemplifies the difference between total expenditures available to spend and actual expenditures which is evidenced by the \$528,398 positive variance.

**CITY OF PATASKALA, OHIO**

MANAGEMENT'S DISCUSSION AND ANALYSIS  
FOR THE YEAR ENDED DECEMBER 31, 2021

***Proprietary Funds***

The City's proprietary funds provide the same type of information found in the government-wide financial statements for business-type activities, except in more detail. The only difference between the amounts reported as business-type activities and the amounts reported in the proprietary fund statements are interfund eliminations between proprietary funds and internal balances due to governmental activities for internal service activities. The only interfund activity reported in the government wide statements are those between business-type activities and governmental activities (reported as internal balances and transfers) whereas interfund amounts between various enterprise funds are reported in the proprietary fund statements. The City has no internal service funds and there was no internal balance outstanding at year end between the governmental and business-type activities.

Expenses of the business-type activities decreased \$866,329 or 23.38%. This decrease is primarily the result of the decrease in OPEB expense for the Ohio Public Employees Retirement System (OPERS). On an accrual basis, the City had OPEB expense of (\$486,150) in 2021 compared to \$65,037 in 2020. On January 15, 2020, OPERS approved several changes to the health care plan offered to Medicare and non-Medicare retirees in efforts to decrease costs and increase the solvency of the health care plan. These changes are effective January 1, 2022 and include changes to base allowances and eligibility for Medicare retirees, as well as replacing OPERS-sponsored medical plans for non-Medicare retirees with monthly allowances, similar to the program for Medicare retirees. These changes are reflected in the December 31, 2020 measurement date health care valuation which are reported by the City at December 31, 2021. These changes along with changes in assumptions related to an increase in discount rate from 3.16% to 6.00% significantly decreased the total OPEB liability for the measurement date December 31, 2020.

**Capital Assets and Debt Administration**

***Capital Assets***

At the end of 2021, the City had \$58,694,808, net of accumulated depreciation, invested in land, construction in progress, land improvements, buildings and improvements, equipment, vehicles, and infrastructure. Of this total, \$42,471,289 was reported in governmental activities and \$16,223,519 was reported in business-type activities.

The following table shows December 31, 2021 balances compared to December 31, 2020.

**Capital Assets at December 31  
(Net of Depreciation)**

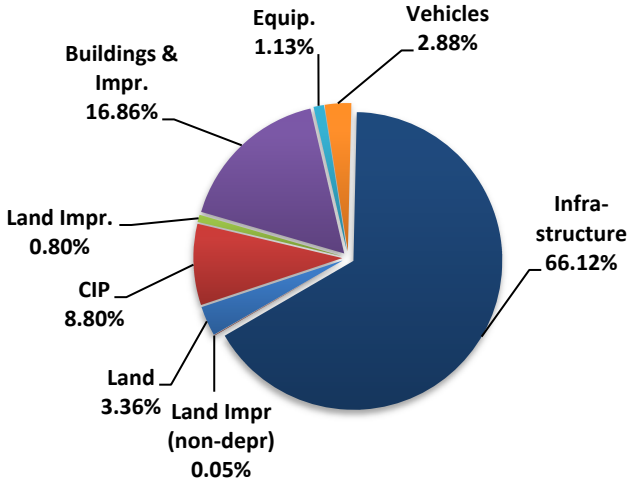
	<u>Governmental Activities</u>		<u>Business-Type Activities</u>		<u>Total</u>	
	<u>2021</u>	<u>2020</u>	<u>2021</u>	<u>2020</u>	<u>2021</u>	<u>2020</u>
Land	\$ 1,315,414	\$ 1,315,414	\$ 654,893	\$ 654,893	\$ 1,970,307	\$ 1,970,307
Land improvements (non depr.)	17,077	17,077	-	-	17,077	17,077
Construction-in-progress	870,796	3,571,350	1,370,456	590,224	2,241,252	4,161,574
Land improvements	362,109	325,208	7,046,955	7,331,210	7,409,064	7,656,418
Buildings and improvements	6,665,205	6,844,218	601,746	667,111	7,266,951	7,511,329
Equipment	527,420	459,321	74,420	74,780	601,840	534,101
Vehicles	968,429	1,167,131	98,370	83,259	1,066,799	1,250,390
Infrastructure	31,744,839	26,892,878	6,376,679	5,778,833	38,121,518	32,671,711
<b>Totals</b>	<b>\$ 42,471,289</b>	<b>\$ 40,592,597</b>	<b>\$ 16,223,519</b>	<b>\$ 15,180,310</b>	<b>\$ 58,694,808</b>	<b>\$ 55,772,907</b>

**CITY OF PATASKALA, OHIO**

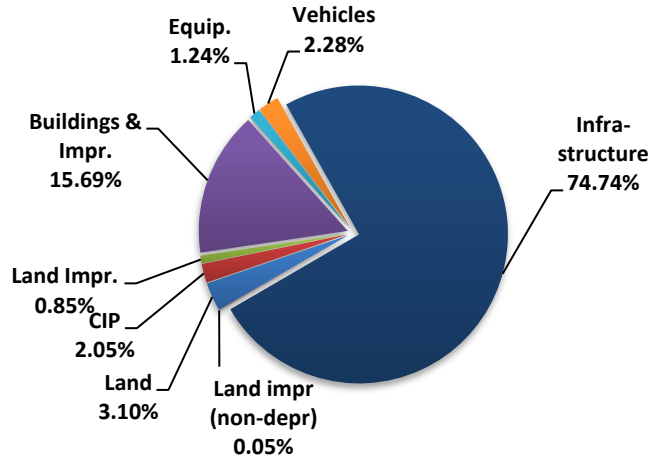
**MANAGEMENT’S DISCUSSION AND ANALYSIS  
FOR THE YEAR ENDED DECEMBER 31, 2021**

The following graphs show the breakdown of governmental capital assets by category for 2021 and 2020.

**Capital Assets - Governmental  
December 31, 2020**



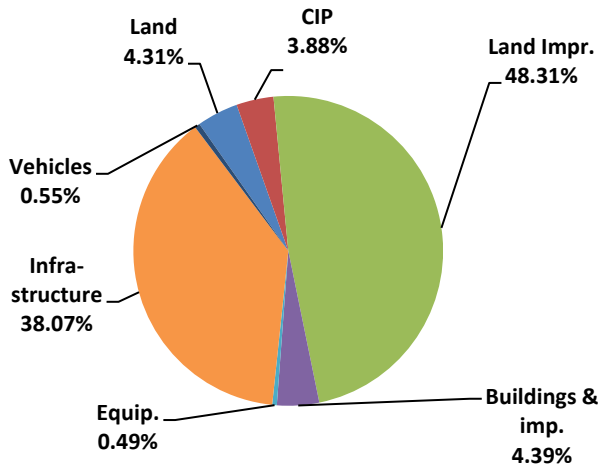
**Capital Assets - Governmental  
December 31, 2021**



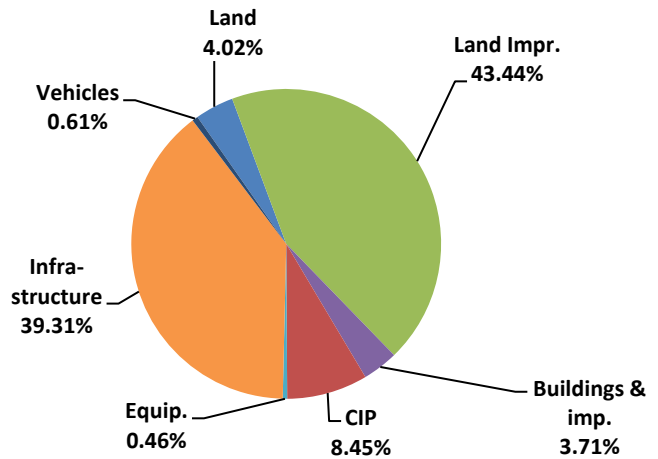
The City’s largest capital asset category is infrastructure which includes roads, bridges, culverts, sidewalks and curbs. These items are immovable and of value only to the City, however, the annual cost of purchasing these items is quite significant.

The following graphs show the breakdown of business-type capital assets by category for 2021 and 2020.

**Capital Assets - Business-Type Activities  
December 31, 2020**



**Capital Assets - Business-Type Activities  
December 31, 2021**



The City’s largest business-type capital asset category was land improvements. The net book value of the City’s land improvements (cost less accumulated depreciation) represents approximately 43.44% of the City’s total business-type capital assets.

See Note 10 to the basic financial statements for detail on the City’s capital assets.

**CITY OF PATASKALA, OHIO**

MANAGEMENT'S DISCUSSION AND ANALYSIS  
FOR THE YEAR ENDED DECEMBER 31, 2021

***Debt Administration***

The City had the following long-term obligations outstanding at December 31, 2021 and 2020:

	<b>Governmental Activities</b>	
	<b>2021</b>	<b>2020</b>
Bonds	\$ 8,500,000	\$ 9,060,000
Loans payable	139,285	261,785
Capital lease obligation payable	338,077	277,835
SIB loan	-	35,322
OPWC loans	172,228	187,196
<b>Total Long-Term Obligations</b>	<b>\$ 9,149,590</b>	<b>\$ 9,822,138</b>
	<b>Business-type Activities</b>	
	<b>2021</b>	<b>2020</b>
General obligation bonds	\$ 6,445,000	\$ 6,790,000
OWDA Loans	3,989,792	3,423,637
Loans payable	100,000	200,000
<b>Total Long-Term Obligations</b>	<b>\$ 10,534,792</b>	<b>\$ 10,413,637</b>

See Note 13 to the basic financial statements for detail on the City's debt administration.

**Economic Conditions and Outlook**

In May 2010, the City of Pataskala passed a 1.0% tax on earned income and business net profits, with no credit given for taxes withheld and paid to neighboring communities. Initially, the revenue generated by the tax was allocated to the Police Fund (75%) and to Public Service/Street Fund (25%). City Council and management were cognizant of the fact that higher than expected income tax collections would provide for greater scrutiny regarding the use of taxpayer dollars, and therefore changed the allocation of income taxes to provide greater resources for the implementation of the City's Roadway Asset Management Plan (RAMP) which provided for improvements to the City's road infrastructure. The allocation percentages have changed every year since that time. During the 2021 budget development process, Council revised the allocation for 2021 to provide additional funding for Police and Public Service. For 2021, the allocation was as follows: 55.00% - Police; 32.90% - Street; 1.50% - Capital Improvements fund; and 10.60% - Debt Service fund. This income tax allocation provided the framework for the City to address its infrastructure needs and public safety, while providing sufficient funds for operations and accounting for debt service obligations.

The aforementioned Roadway Asset Management Plan (RAMP) is a management tool which is used to identify the current condition of the City's road infrastructure and the estimated improvement costs. Prior to 2011, the City lacked sufficient funding to adequately maintain its roads and infrastructure. As a result, many of its streets and related infrastructure fell into disrepair, requiring significant investment to return them to a satisfactory level. The plan estimated \$34 in needed repairs over a 10-year period. Ordinance 2012-4064 authorized the City to proceed with implementing the necessary road repairs in 2012 and 2013 addressing critical roads within the City at an estimated cost of \$3.2 million, which would be financed by the issuance of \$2.25 million in bond anticipation notes, income taxes allocated to the capital improvements fund, and permissive license tax funds. In November 2014, the city refunded all of its existing BANs into long-term bonds. Included in this transaction, was the issuance of \$2.0 million in new debt to fund the local match on two major road infrastructure projects – the Main Street/State Route 310 improvements project and the Mink Street improvements project. During 2015 and 2016, the city spent a total of \$6.0 million on road and related infrastructure improvements. Future street programs, however, have become more modest now that much of the repair backlog has been cleared.

## CITY OF PATASKALA, OHIO

### MANAGEMENT'S DISCUSSION AND ANALYSIS FOR THE YEAR ENDED DECEMBER 31, 2021

---

Based upon the year-end 2021 fund balances, estimates of 2022 collections and funding/debt service requirements, the allocation was amended by Council once again. For 2022, the allocation is as follows: 45.00% - Police; 44.10% - Street; 1.50% - Capital Improvements fund; and 9.40% - Debt Service fund. It is anticipated that Council will continue to modify the allocation on an annual basis, as funding requirements and the operating environment change. Management continues to closely monitor the income tax revenue projections, and maintains conservative budgeting practices, even though collections have significantly exceeded those estimates. The current 2022 budget estimates that income tax collections (cash-basis) will be approximately \$6.00 million.

Pataskala has also begun to address the infrastructure associated with the City's water and sewer utility operations. This evaluation identified several areas in need of significant improvement and repair. In conjunction with the finalization of the \$4.2 million Wastewater Treatment Plant upgrade and OAKS Sanitary Sewer Special Assessment project, the City issued bond anticipation notes during 2012 totaling \$1.58 million for water system improvements and \$1.43 million sewer system improvements. The City's utility funds do not receive income tax receipts or other funding from the general or other governmental funds and are self-supporting through user charges. In 2012, the City implemented a new utility rate structure to address operations, needed capital improvements, and provide necessary funds to pay debt service-related charges. In 2020, City Administration and City Council completed the process of identifying changes to the utility customer rate schedules to enhance the long-term sustainability of the Utility funds to ensure that adequate funding for debt service and operations is ensured. Rate increases have been approved through 2024.

In 2016, the City attracted the first development to the Pataskala Corporate Park. Subsequently, an American Electric Power (AEP) regional distribution center was completed in 2018. This distribution facility is co-located with a full electric service sub-station on 10 acres in the Pataskala Corporate Park. This sub-station provides a ready electric capacity in the park, increasing the attractiveness of the property. In 2021 Pataskala saw its first company locate to the Corporate Park. Utilizing the 2020 compensation agreement between the City and the two School Districts surrounding the park, Myer-Shank Racing received an abatement and broke ground on September 30, 2021. A most welcome addition, the Meyer Shank building is quickly moving towards completion.


In 2008, the City, Licking County, City of Newark, and Harrison Township and property owners/Development Corporation (Red Chip Farms, Inc.) agreed to a partnership agreement setting the stage for development of the JRS Roadway, and establishment of a Joint Economic Development District (JEDD) overlaying the Pataskala Corporate Park. The strategy for the partnership and job creation is a multifaceted approach combining four key economic development tools consisting of: (1) the creation of the JEDD; (2) utilization of grant funding from the Department of Development's (ODOD) JRS program; (3) utilization of Community Reinvestment Area (CRA) property tax exemptions; and (4) utilization of an existing Tax Increment Financing (TIF) area, in order to attract hundreds of jobs and millions of dollars in new investment.

Despite the effects of the COVID-19 pandemic, Pataskala continues to experience the opening of a variety of small local businesses. These businesses range from food service to miscellaneous retail. In short, we continue to experience local business growth.

Residential development construction has also increased in the city. There are currently more than 600 residential lots in some stage of development/planning. The City has become attractive to residential developers due to the quality services and well scoring local school districts. Subdivisions that have recently been approved or are under construction include: Broadmoore Commons; Legacy Estates Phase III; The Settlement phases III and IV; Forrest View; Scenic View Estates; Heron Manor Phases 1 & 2 and The Ravines at Hazelwood.

#### **Contacting the City's Financial Management**

This financial report is designed to provide our citizens, taxpayers, investors and creditors with a general overview of the City's finances, and to show the City's accountability for the money it receives. If you have questions about this report or need additional financial information contact: Mr. James M. Nicholson, Finance Director, City of Pataskala, 621 W. Broad Street, Suite 1D, Pataskala, Ohio 43062 or email [jnicholson@ci.pataskala.oh.us](mailto:jnicholson@ci.pataskala.oh.us).



THIS PAGE IS INTENTIONALLY LEFT BLANK

CITY OF PATASKALA, OHIO

STATEMENT OF NET POSITION  
DECEMBER 31, 2021

	Governmental Activities	Business-type Activities	Total
<b>Assets:</b>			
Equity in pooled cash and investments	\$ 16,484,990	\$ 11,440,519	\$ 27,925,509
<u>Receivables:</u>			
Income taxes	2,991,329	-	2,991,329
Real and other taxes	1,029,647	-	1,029,647
Accounts	114,292	832,705	946,997
Special assessments	2,871	241,767	244,638
Accrued interest	12,590	9,963	22,553
Payment in lieu of taxes	251,666	-	251,666
Due from other governments	820,132	162	820,294
Materials and supplies inventory	102,684	146,839	249,523
Prepayments	101,871	44,352	146,223
Net pension asset	67,412	40,622	108,034
Net OPEB asset	137,182	82,664	219,846
<u>Restricted assets:</u>			
Equity in pooled cash and investments	37,049	5,000	42,049
Cash with fiscal and escrow agents	372,915	-	372,915
<u>Capital assets:</u>			
Non-depreciable capital assets	2,203,287	2,025,349	4,228,636
Depreciable capital assets, net	40,268,002	14,198,170	54,466,172
Total capital assets, net	42,471,289	16,223,519	58,694,808
<b>Total Assets</b>	<b>64,997,919</b>	<b>29,068,112</b>	<b>94,066,031</b>
<b>Deferred Outflows of Resources:</b>			
Unamortized deferred charges on debt refunding	-	244,045	244,045
Pension	1,001,812	160,676	1,162,488
OPEB	458,613	63,173	521,786
<b>Total Deferred Outflows of Resources</b>	<b>1,460,425</b>	<b>467,894</b>	<b>1,928,319</b>
<b>Liabilities:</b>			
Accounts payable	85,829	46,161	131,990
Retainage payable	37,049	5,000	42,049
Accrued wages and benefits payable	53,706	13,348	67,054
Due to other governments	37,012	2,551	39,563
Accrued interest payable	31,441	8,999	40,440
Pension and postemployment benefits payable	66,402	14,390	80,792
Unearned revenue	825,958	970,419	1,796,377
<u>Long-term liabilities:</u>			
Due within one year	941,263	702,889	1,644,152
Due in more than one year:			
Net pension liability	4,710,190	670,766	5,380,956
Net OPEB liability	559,057	-	559,057
Other amounts due in more than one year	8,496,158	10,209,044	18,705,202
<b>Total Liabilities</b>	<b>15,844,065</b>	<b>12,643,567</b>	<b>28,487,632</b>
<b>Deferred Inflows of Resources:</b>			
Property taxes levied for the next fiscal year	967,576	-	967,576
PILOTs levied for the next fiscal year	251,666	-	251,666
Pension	862,575	310,381	1,172,956
OPEB	677,909	261,257	939,166
<b>Total Deferred Inflows of Resources</b>	<b>2,759,726</b>	<b>571,638</b>	<b>3,331,364</b>
<b>Net Position:</b>			
Net investment in capital assets	33,127,561	5,584,900	38,712,461
Restricted for:			
Debt service	550,148	-	550,148
Capital projects	3,297,407	-	3,297,407
Transportation projects	6,089,970	-	6,089,970
Community development	12,416	-	12,416
Police	1,644,849	-	1,644,849
Unrestricted	3,132,202	10,735,901	13,868,103
<b>Total Net Position</b>	<b>\$ 47,854,553</b>	<b>\$ 16,320,801</b>	<b>\$ 64,175,354</b>

SEE ACCOMPANYING NOTES TO THE BASIC FINANCIAL STATEMENTS

**CITY OF PATASKALA, OHIO**  
 STATEMENT OF ACTIVITIES  
 FOR THE YEAR ENDED DECEMBER 31, 2021

	<u>Expenses</u>	<u>Program Revenues</u>		
		<u>Charges for Services and Sales</u>	<u>Operating Grants and Contributions</u>	<u>Capital Grants and Contributions</u>
<b>Governmental activities:</b>				
General government	\$ 2,036,758	\$ 377,608	\$ 267,419	\$ -
Security of persons and property	2,766,186	84,024	10,372	-
Transportation	3,038,305	701	1,133,514	3,874,341
Community environment	67,332	62,157	-	-
Leisure time activity	307,058	249,389	-	-
Interest and fiscal charges	266,232	-	-	-
<b>Total Governmental Activities</b>	<b>8,481,871</b>	<b>773,879</b>	<b>1,411,305</b>	<b>3,874,341</b>
<b>Business-type activities:</b>				
Water	1,618,374	2,453,547	-	430,170
Sewer	1,220,551	2,422,909	-	417,819
<b>Total Business-Type Activities</b>	<b>2,838,925</b>	<b>4,876,456</b>	<b>-</b>	<b>847,989</b>
<b>Total Primary Government</b>	<b>\$ 11,320,796</b>	<b>\$ 5,650,335</b>	<b>\$ 1,411,305</b>	<b>\$ 4,722,330</b>

**General revenues:**

- Property and other local taxes levied for:
  - General purposes
  - Permissive taxes for street maintenance
- Income taxes levied for:
  - Street fund
  - Police fund
  - Debt service fund
  - Capital projects fund
  - JEDD income tax fund
- Payments in lieu of taxes
- Grants and entitlements not restricted to specific programs
- Investment earnings - unrestricted
- Miscellaneous

**Total General Revenues**

**Change in Net Position**

**Net Position at Beginning of Year**

**Net Position at End of Year**

SEE ACCOMPANYING NOTES TO THE BASIC FINANCIAL STATEMENTS



**Net (Expense) Revenue  
and Changes in Net Position**

<b>Governmental Activities</b>	<b>Business-type Activities</b>	<b>Total</b>
\$ (1,391,731)	\$ -	\$ (1,391,731)
(2,671,790)	-	(2,671,790)
1,970,251	-	1,970,251
(5,175)	-	(5,175)
(57,669)	-	(57,669)
(266,232)	-	(266,232)
<b>(2,422,346)</b>	<b>-</b>	<b>(2,422,346)</b>
-	1,265,343	1,265,343
-	1,620,177	1,620,177
-	<b>2,885,520</b>	<b>2,885,520</b>
<b>(2,422,346)</b>	<b>2,885,520</b>	<b>463,174</b>
1,329,165	-	1,329,165
305,497	-	305,497
2,569,284	-	2,569,284
3,435,945	-	3,435,945
683,954	-	683,954
101,866	-	101,866
1,985	-	1,985
247,729	-	247,729
405,685	-	405,685
(11,614)	(68,806)	(80,420)
129,540	2,158	131,698
<b>9,199,036</b>	<b>(66,648)</b>	<b>9,132,388</b>
<b>6,776,690</b>	<b>2,818,872</b>	<b>9,595,562</b>
<b>41,077,863</b>	<b>13,501,929</b>	<b>54,579,792</b>
<b>\$ 47,854,553</b>	<b>\$ 16,320,801</b>	<b>\$ 64,175,354</b>

CITY OF PATASKALA, OHIO

BALANCE SHEET  
GOVERNMENTAL FUNDS  
DECEMBER 31, 2021

	<u>General</u>	<u>Street</u>	<u>Police</u>	<u>Debt Service</u>
<b>Assets:</b>				
Equity in pooled cash and investments	\$ 3,150,827	\$ 3,573,848	\$ 4,056,585	\$ 293,112
<u>Receivables:</u>				
Income taxes	-	1,319,176	1,346,098	281,185
Real and other taxes	1,005,672	-	-	-
Accounts	65,378	11,728	36,626	-
Special assessments	2,871	-	-	-
Accrued interest	2,740	3,142	3,484	256
Payment in lieu of taxes	-	-	-	-
Due from other governments	206,351	567,421	365	-
Materials and supplies inventory	2,843	99,841	-	-
Prepayments	27,560	24,493	45,350	-
<u>Restricted assets:</u>				
Equity in pooled cash and investments	-	37,049	-	-
Cash with fiscal and escrow agents	-	-	-	-
<b>Total Assets</b>	<b><u>\$ 4,464,242</u></b>	<b><u>\$ 5,636,698</u></b>	<b><u>\$ 5,488,508</u></b>	<b><u>\$ 574,553</u></b>
<b>Liabilities:</b>				
Accounts payable	\$ 11,189	\$ 30,094	\$ 483	\$ -
Retainage payable	-	37,049	-	-
Accrued wages and benefits payable	9,160	9,818	34,728	-
Compensated absences payable	-	1,605	-	-
Due to other governments	8,852	11,732	13,856	2,218
Unearned revenue	14,418	-	-	-
Pension and postemployment benefits payable	9,426	11,121	45,855	-
<b>Total Liabilities</b>	<b><u>53,045</u></b>	<b><u>101,419</u></b>	<b><u>94,922</u></b>	<b><u>2,218</u></b>
<b>Deferred Inflows of Resources:</b>				
Property taxes levied for the next fiscal year	967,576	-	-	-
Delinquent property tax revenue not available	38,096	-	-	-
Investment income not available	1,499	1,719	1,906	140
Special assessments revenue not available	2,871	-	-	-
Miscellaneous revenue not available	54,320	11,728	36,506	-
Income tax revenue not available	-	838,526	855,639	178,734
Intergovernmental revenue not available	139,862	374,013	-	-
PILOTs levied for the next fiscal year	-	-	-	-
<b>Total Deferred Inflows of Resources</b>	<b><u>1,204,224</u></b>	<b><u>1,225,986</u></b>	<b><u>894,051</u></b>	<b><u>178,874</u></b>
<b>Fund Balances:</b>				
Nonspendable	32,647	124,334	45,350	-
Restricted	-	4,184,959	4,454,185	393,461
Committed	-	-	-	-
Assigned	675,325	-	-	-
Unassigned	2,499,001	-	-	-
<b>Total Fund Balances</b>	<b><u>3,206,973</u></b>	<b><u>4,309,293</u></b>	<b><u>4,499,535</u></b>	<b><u>393,461</u></b>
<b>Total Liabilities, Deferred Inflows of Resources and Fund Balances</b>	<b><u>\$ 4,464,242</u></b>	<b><u>\$ 5,636,698</u></b>	<b><u>\$ 5,488,508</u></b>	<b><u>\$ 574,553</u></b>

SEE ACCOMPANYING NOTES TO THE BASIC FINANCIAL STATEMENTS

<b>Other Governmental Funds</b>	<b>Total Governmental Funds</b>
\$ 5,410,618	\$ 16,484,990
44,870	2,991,329
23,975	1,029,647
560	114,292
-	2,871
2,968	12,590
251,666	251,666
45,995	820,132
-	102,684
4,468	101,871
-	37,049
372,915	372,915
<b>\$ 6,158,035</b>	<b>\$ 22,322,036</b>
\$ 44,063	\$ 85,829
-	37,049
-	53,706
-	1,605
354	37,012
811,540	825,958
-	66,402
<b>855,957</b>	<b>1,107,561</b>
-	967,576
-	38,096
1,624	6,888
-	2,871
-	102,554
28,521	1,901,420
30,325	544,200
251,666	251,666
<b>312,136</b>	<b>3,815,271</b>
4,468	206,799
4,637,086	13,669,691
348,388	348,388
-	675,325
-	2,499,001
<b>4,989,942</b>	<b>17,399,204</b>
<b>\$ 6,158,035</b>	<b>\$ 22,322,036</b>



THIS PAGE IS INTENTIONALLY LEFT BLANK

**CITY OF PATASKALA, OHIO**

RECONCILIATION OF TOTAL GOVERNMENTAL FUND BALANCES TO  
NET POSITION OF GOVERNMENTAL ACTIVITIES  
DECEMBER 31, 2021

<b>Total governmental fund balances</b>	<b>\$</b>	<b>17,399,204</b>
<i>Amounts reported for governmental activities on the statement of net position are different because:</i>		
Capital assets used in governmental activities are not financial resources and therefore are not reported in the funds.		42,471,289
Other long-term assets are not available to pay for current-period expenditures and therefore are deferred inflows in the funds.		
Income taxes receivable	\$ 1,901,420	
Real and other taxes receivable	38,096	
Accounts receivable	102,554	
Special assessments receivable	2,871	
Accrued interest receivable	6,888	
Due from other governments	544,200	
Total		2,596,029
Accrued interest payable is not due and payable in the current period and therefore is not reported in the funds.		(31,441)
Unamortized premiums on bond issuances are not recognized in the funds.		(159,580)
The net pension asset and net pension liability are not available to pay for current period expenditures and are not due and payable in the current period, respectively; therefore, the asset, liability and related deferred inflows/outflows are not reported in governmental funds.		
Net pension asset	67,412	
Deferred outflows of resources	1,001,812	
Deferred inflows of resources	(862,575)	
Net pension liability	(4,710,190)	
Total		(4,503,541)
The net OPEB liability and net OPEB asset is not available to pay for current period expenditures and are not due and payable in the current period, respectively; therefore, the asset, liability and related deferred inflows/outflows are not reported in governmental funds.		
Net OPEB Asset	137,182	
Deferred outflows of resources	458,613	
Deferred inflows of resources	(677,909)	
Net OPEB liability	(559,057)	
Total		(641,171)
Long-term liabilities, including bonds payable, are not due and payable in the current period and therefore are not reported in the funds.		
Compensated absences	(126,646)	
General obligation bonds payable	(8,500,000)	
LGIF loans payable	(139,285)	
Capital leases payable	(338,077)	
OPWC loans payable	(172,228)	
Total		(9,276,236)
<b>Net Position of Governmental Activities</b>	<b>\$</b>	<b><u>47,854,553</u></b>

SEE ACCOMPANYING NOTES TO THE BASIC FINANCIAL STATEMENTS

**CITY OF PATASKALA, OHIO**

STATEMENT OF REVENUES, EXPENDITURES AND CHANGES IN FUND BALANCES  
GOVERNMENTAL FUNDS  
FOR THE YEAR ENDED DECEMBER 31, 2021

	<u>General</u>	<u>Street</u>	<u>Police</u>	<u>Debt Service</u>
<b>Revenues:</b>				
Income taxes	\$ -	\$ 2,462,404	\$ 3,803,423	\$ 740,948
Real and other taxes	1,329,840	-	-	-
Charges for services	136,704	900	6,217	-
Licenses and permits	337,541	-	-	-
Fines and forfeitures	73,540	-	1,406	-
Intergovernmental	398,743	1,164,837	715	138
Special assessments	5,855	-	-	-
Investment income	(11,495)	(14,000)	(17,034)	(581)
Rental income	13,185	-	-	-
Contributions and donations	36,602	-	5,505	-
Payments in lieu of taxes	-	-	-	-
Other	89,319	18,421	22,344	3,619
<b>Total Revenues</b>	<b>2,409,834</b>	<b>3,632,562</b>	<b>3,822,576</b>	<b>744,124</b>
<b>Expenditures:</b>				
<u>Current:</u>				
General government	956,052	580,976	422,837	36,777
Security of persons and property	-	-	2,534,635	-
Transportation	-	2,051,198	-	-
Community environment	345,490	-	-	-
Leisure time activity	318,755	-	-	-
Capital outlay	-	196,623	-	-
<u>Debt service:</u>				
Principal retirement	4,398	125,684	2,776	732,790
Interest and fiscal charges	143	10,139	148	268,753
<b>Total Expenditures</b>	<b>1,624,838</b>	<b>2,964,620</b>	<b>2,960,396</b>	<b>1,038,320</b>
<b>Excess (Deficiency) of Revenues Over (Under) Expenditures</b>	<b>784,996</b>	<b>667,942</b>	<b>862,180</b>	<b>(294,196)</b>
<b>Other Financing Sources (Uses):</b>				
Inception of capital lease	-	193,100	-	-
Transfers in	-	-	-	319,618
Transfers (out)	-	-	(22,500)	-
<b>Total Other Financing Sources (Uses)</b>	<b>-</b>	<b>193,100</b>	<b>(22,500)</b>	<b>319,618</b>
<b>Net Change in Fund Balances</b>	<b>784,996</b>	<b>861,042</b>	<b>839,680</b>	<b>25,422</b>
<b>Fund Balances at Beginning of Year</b>	<b>2,421,977</b>	<b>3,448,251</b>	<b>3,659,855</b>	<b>368,039</b>
<b>Fund Balances at End of Year</b>	<b>\$ 3,206,973</b>	<b>\$ 4,309,293</b>	<b>\$ 4,499,535</b>	<b>\$ 393,461</b>

SEE ACCOMPANYING NOTES TO THE BASIC FINANCIAL STATEMENTS

<b>Other Governmental Funds</b>		<b>Total Governmental Funds</b>	
\$	108,687	\$	7,115,462
	305,497		1,635,337
	99,500		243,321
	-		337,541
	8,524		83,470
	195,934		1,760,367
	-		5,855
	(13,566)		(56,676)
	91,469		104,654
	-		42,107
	247,729		247,729
	968,633		1,102,336
	<b>2,012,407</b>		<b>12,621,503</b>
	5,004		2,001,646
	1,277		2,535,912
	247,371		2,298,569
	-		345,490
	187,801		506,556
	155,034		351,657
	-		865,648
	-		279,183
	<b>596,487</b>		<b>9,184,661</b>
	<b>1,415,920</b>		<b>3,436,842</b>
	-		193,100
	-		319,618
	(297,118)		(319,618)
	<b>(297,118)</b>		<b>193,100</b>
	<b>1,118,802</b>		<b>3,629,942</b>
	<b>3,871,140</b>		<b>13,769,262</b>
<b>\$</b>	<b>4,989,942</b>	<b>\$</b>	<b>17,399,204</b>

CITY OF PATASKALA, OHIO

RECONCILIATION OF THE STATEMENT OF REVENUES, EXPENDITURES AND CHANGES  
IN FUND BALANCES OF GOVERNMENTAL FUNDS TO THE STATEMENT OF ACTIVITIES  
FOR THE YEAR ENDED DECEMBER 31, 2021

<b>Net Change in Fund Balances - Total Governmental Funds</b>	<b>\$</b>	<b>3,629,942</b>
<i>Amounts reported for governmental activities in the statement of activities are different because:</i>		
Governmental funds report capital outlays as expenditures. However, in the statement of activities, the cost of those assets is allocated over their estimated useful lives as depreciation expense.		
Capital asset additions	\$ 1,355,528	
Current year depreciation	(2,417,978)	
Total		(1,062,450)
The net effect of various miscellaneous transactions involving capital assets (i.e., sales, disposals, trade-ins, and donations) is to increase net position. The City received \$2,941,142 in capital contributions and had disposals, net of accumulated depreciation of \$0.		
		2,941,142
Revenues in the statement of activities that do not provide current financial resources are not reported as revenues in the funds.		
Income taxes	(322,428)	
Real and other taxes	(675)	
Licenses and permits	(782)	
Intergovernmental revenues	18,089	
Special assessments	(180)	
Investment income	1,892	
Total		(304,084)
Proceeds of capital leases are reported as other financing sources in the governmental funds, however, in the statement of activities, they are not reported as revenues as they increase the liabilities on the statement of net position.		
		(193,100)
Repayment of bond, note, capital lease and loan principal is an expenditure in the governmental funds, but the repayment reduces long-term liabilities on the statement of net position.		
Bonds	560,000	
Capital leases	132,858	
SIB loan	35,322	
Miscellaneous loans	122,500	
OPWC loans	14,968	
Total		865,648
In the statement of activities, interest is accrued on outstanding bonds and loans, whereas in governmental funds, an interest expenditure is reported when due.		
Accrued interest payable	597	
Amortization of bond premiums	12,354	
Total		12,951
Contractually required pension/OPEB contributions are reported as expenditures in governmental funds; however, the statement of net position reports these amounts as deferred outflows.		
Pension		507,451
OPEB		8,303
Except for amounts reported as deferred inflows/outflows, changes in the net pension asset/liability and net OPEB asset/liability are reported as pension/OPEB expense in the statement of activities.		
Pension		(422,239)
OPEB		782,291
Some expenses reported in the statement of activities, such as compensated absences, do not require the use of current financial resources and therefore are not reported as expenditures in governmental funds.		
		10,835
<b>Change in Net Position of Governmental Activities</b>	<b>\$</b>	<b>6,776,690</b>

SEE ACCOMPANYING NOTES TO THE BASIC FINANCIAL STATEMENTS



CITY OF PATASKALA, OHIO

STATEMENT OF REVENUES, EXPENDITURES AND CHANGES IN  
 FUND BALANCE - BUDGET AND ACTUAL (NON-GAAP BUDGETARY BASIS)  
**GENERAL FUND**  
 FOR THE YEAR ENDED DECEMBER 31, 2021

	<u>Budgeted Amounts</u>			<b>Variance with Final Budget Positive (Negative)</b>
	<u>Original</u>	<u>Final</u>	<u>Actual</u>	
<b>Revenues:</b>				
Real and other taxes	\$ 1,164,770	\$ 1,337,270	\$ 1,329,840	\$ (7,430)
Licenses and permits	252,750	282,800	316,245	33,445
Fines and forfeitures	102,850	56,850	76,313	19,463
Intergovernmental	207,978	247,978	328,289	80,311
Special assessments	2,500	1,000	5,855	4,855
Investment income	29,100	20,000	18,656	(1,344)
Other	21,500	30,000	27,514	(2,486)
<b>Total Revenues</b>	<b>1,781,448</b>	<b>1,975,898</b>	<b>2,102,712</b>	<b>126,814</b>
<b>Expenditures:</b>				
<i>Current:</i>				
General government	1,557,830	1,440,793	1,021,271	419,522
Community environment	489,107	458,264	356,247	102,017
Leisure time activity	80,891	72,887	66,028	6,859
<b>Total Expenditures</b>	<b>2,127,828</b>	<b>1,971,944</b>	<b>1,443,546</b>	<b>528,398</b>
<b>Excess (Deficiency) of Revenues Over (Under) Expenditures</b>	<b>(346,380)</b>	<b>3,954</b>	<b>659,166</b>	<b>655,212</b>
<b>Other Financing Sources (Uses):</b>				
Sale of capital assets	-	1,500	-	(1,500)
Transfers (out)	(100,000)	(100,000)	(100,000)	-
<b>Total Other Financing Uses</b>	<b>(100,000)</b>	<b>(98,500)</b>	<b>(100,000)</b>	<b>(1,500)</b>
<b>Net Change in Fund Balances</b>	<b>(446,380)</b>	<b>(94,546)</b>	<b>559,166</b>	<b>653,712</b>
<b>Fund Balances at Beginning of Year</b>	2,059,381	2,059,381	2,059,381	-
<b>Prior Year Encumbrances Appropriated</b>	230,517	230,517	230,517	-
<b>Fund Balance at End of Year</b>	<b>\$ 1,843,518</b>	<b>\$ 2,195,352</b>	<b>\$ 2,849,064</b>	<b>\$ 653,712</b>

SEE ACCOMPANYING NOTES TO THE BASIC FINANCIAL STATEMENTS

CITY OF PATASKALA, OHIO

STATEMENT OF REVENUES, EXPENDITURES AND CHANGES IN  
 FUND BALANCE - BUDGET AND ACTUAL (NON-GAAP BUDGETARY BASIS)  
**STREET FUND**  
 FOR THE YEAR ENDED DECEMBER 31, 2021

	<u>Budgeted Amounts</u>			<b>Variance with Final Budget Positive (Negative)</b>
	<u>Original</u>	<u>Final</u>	<u>Actual</u>	
<b>Revenues:</b>				
Income taxes	\$ 1,917,579	\$ 2,370,000	\$ 2,249,023	\$ (120,977)
Charges for services	-	-	900	900
Intergovernmental	1,083,750	1,083,750	1,149,048	65,298
Investment income	49,487	25,000	24,495	(505)
Other	30,000	30,000	20,317	(9,683)
<b>Total Revenues</b>	<b>3,080,816</b>	<b>3,508,750</b>	<b>3,443,783</b>	<b>(64,967)</b>
<b>Expenditures:</b>				
<i>Current:</i>				
General government	807,963	843,395	705,385	138,010
Transportation	2,691,988	2,996,464	2,626,451	370,013
<b>Total Expenditures</b>	<b>3,499,951</b>	<b>3,839,859</b>	<b>3,331,836</b>	<b>508,023</b>
<b>Net Change in Fund Balances</b>	<b>(419,135)</b>	<b>(331,109)</b>	<b>111,947</b>	<b>443,056</b>
<b>Fund Balances at Beginning of Year</b>	2,334,786	2,334,786	2,334,786	-
<b>Prior Year Encumbrances Appropriated</b>	554,555	554,555	554,555	-
<b>Fund Balance at End of Year</b>	<b>\$ 2,470,206</b>	<b>\$ 2,558,232</b>	<b>\$ 3,001,288</b>	<b>\$ 443,056</b>

SEE ACCOMPANYING NOTES TO THE BASIC FINANCIAL STATEMENTS

CITY OF PATASKALA, OHIO

STATEMENT OF REVENUES, EXPENDITURES AND CHANGES IN  
 FUND BALANCE - BUDGET AND ACTUAL (NON-GAAP BUDGETARY BASIS)  
**POLICE FUND**  
 FOR THE YEAR ENDED DECEMBER 31, 2021

	<u>Budgeted Amounts</u>			<b>Variance with Final Budget Positive (Negative)</b>
	<u>Original</u>	<u>Final</u>	<u>Actual</u>	
<b>Revenues:</b>				
Income taxes	\$ 3,205,678	\$ 3,900,000	\$ 3,759,766	\$ (140,234)
Charges for services	3,100	3,800	6,217	2,417
Fines and forfeitures	500	150	70	(80)
Intergovernmental	9,400	5,000	715	(4,285)
Investment income	35,625	25,000	25,849	849
Other	60,500	32,200	22,279	(9,921)
<b>Total Revenues</b>	<b>3,314,803</b>	<b>3,966,150</b>	<b>3,814,896</b>	<b>(151,254)</b>
<b>Expenditures:</b>				
<i>Current:</i>				
General government	556,061	573,917	456,429	117,488
Security of persons and property	3,163,385	3,067,615	2,648,151	419,464
<b>Total Expenditures</b>	<b>3,719,446</b>	<b>3,641,532</b>	<b>3,104,580</b>	<b>536,952</b>
<b>Excess (Deficiency) of Revenues Over (Under) Expenditures</b>	<b>(404,643)</b>	<b>324,618</b>	<b>710,316</b>	<b>385,698</b>
<b>Other Financing Sources (Uses):</b>				
Sale of capital assets	-	500	-	(500)
Transfers (out)	(22,500)	(22,500)	(22,500)	-
<b>Total Other Financing Sources (Uses)</b>	<b>(22,500)</b>	<b>(22,000)</b>	<b>(22,500)</b>	<b>(500)</b>
<b>Net change in fund balances</b>	<b>(427,143)</b>	<b>302,618</b>	<b>687,816</b>	<b>385,198</b>
<b>Fund Balances at Beginning of Year</b>	3,029,328	3,029,328	3,029,328	-
<b>Prior Year Encumbrances Appropriated</b>	190,601	190,601	190,601	-
<b>Fund Balance at End of Year</b>	<b>\$ 2,792,786</b>	<b>\$ 3,522,547</b>	<b>\$ 3,907,745</b>	<b>\$ 385,198</b>

SEE ACCOMPANYING NOTES TO THE BASIC FINANCIAL STATEMENTS

CITY OF PATASKALA, OHIO

STATEMENT OF NET POSITION  
**PROPRIETARY FUNDS**  
 DECEMBER 31, 2021

	<u>Business-type Activities - Enterprise Funds</u>		
	<u>Water</u>	<u>Sewer</u>	<u>Total</u>
<b>Assets:</b>			
Current assets:			
Equity in pooled cash and investments	\$ 4,502,180	\$ 6,938,339	\$ 11,440,519
<u>Receivables:</u>			
Accounts	411,365	421,340	832,705
Special assessments	-	241,767	241,767
Accrued interest	3,923	6,040	9,963
Due from other governments	81	81	162
Materials and supplies inventory	106,698	40,141	146,839
Prepayments	24,421	19,931	44,352
<b>Total Current Assets</b>	<b>5,048,668</b>	<b>7,667,639</b>	<b>12,716,307</b>
Noncurrent assets:			
Net pension asset	20,458	20,164	40,622
Net OPEB asset	41,631	41,033	82,664
<u>Restricted assets:</u>			
Equity in pooled cash and investments	-	5,000	5,000
<u>Capital assets:</u>			
Non-depreciable capital assets	380,752	1,644,597	2,025,349
Depreciable capital assets, net	6,793,312	7,404,858	14,198,170
<b>Total Capital Assets, Net</b>	<b>7,174,064</b>	<b>9,049,455</b>	<b>16,223,519</b>
<b>Total Noncurrent Assets</b>	<b>7,236,153</b>	<b>9,115,652</b>	<b>16,351,805</b>
<b>Total Assets</b>	<b>12,284,821</b>	<b>16,783,291</b>	<b>29,068,112</b>
<b>Deferred Outflows of Resources:</b>			
Unamortized deferred charges on debt refunding	244,045	-	244,045
Pension	74,258	86,418	160,676
OPEB	26,669	36,504	63,173
<b>Total Deferred Outflows of Resources</b>	<b>344,972</b>	<b>122,922</b>	<b>467,894</b>
<b>Liabilities:</b>			
<u>Current liabilities:</u>			
Accounts payable	30,553	15,608	46,161
Retainage payable	-	5,000	5,000
Accrued wages and benefits payable	6,674	6,674	13,348
Due to other governments	1,839	712	2,551
Accrued interest payable	7,795	1,204	8,999
Compensated absences payable - current	15,280	15,280	30,560
General obligation bonds payable	285,000	60,000	345,000
OWDA loans payable	-	227,329	227,329
Other loans payable	100,000	-	100,000
Pension and postemployment benefits payable	7,195	7,195	14,390
Unearned revenue	81,288	889,131	970,419
<b>Total Current Liabilities</b>	<b>535,624</b>	<b>1,228,133</b>	<b>1,763,757</b>
<u>Long-term liabilities:</u>			
Compensated absences payable	1,854	1,854	3,708
General obligation bonds payable	5,551,090	891,783	6,442,873
OWDA loans payable	-	3,762,463	3,762,463
Net pension liability	337,809	332,957	670,766
<b>Total Long-Term Liabilities</b>	<b>5,890,753</b>	<b>4,989,057</b>	<b>10,879,810</b>
<b>Total Liabilities</b>	<b>6,426,377</b>	<b>6,217,190</b>	<b>12,643,567</b>
<b>Deferred Inflows of Resources:</b>			
Pension	158,022	152,359	310,381
OPEB	131,145	130,112	261,257
<b>Total Deferred Inflows of Resources</b>	<b>289,167</b>	<b>282,471</b>	<b>571,638</b>
<b>Net Position:</b>			
Net investment in capital assets	1,482,019	4,102,881	5,584,900
Unrestricted	4,432,230	6,303,671	10,735,901
<b>Total Net Position</b>	<b>\$ 5,914,249</b>	<b>\$ 10,406,552</b>	<b>\$ 16,320,801</b>

SEE ACCOMPANYING NOTES TO THE BASIC FINANCIAL STATEMENTS

**CITY OF PATASKALA, OHIO**  
STATEMENT OF REVENUES, EXPENSES AND  
CHANGES IN NET POSITION  
**PROPRIETARY FUNDS**  
FOR THE YEAR ENDED DECEMBER 31, 2021

	<b>Business-type Activities - Enterprise Funds</b>		
	<b>Water</b>	<b>Sewer</b>	<b>Total</b>
<b>Operating Revenues:</b>			
Charges for services	\$ 2,453,547	\$ 2,413,717	\$ 4,867,264
Special assessments	-	9,192	9,192
Other operating revenues	1,664	494	2,158
<b>Total Operating Revenues</b>	<b>2,455,211</b>	<b>2,423,403</b>	<b>4,878,614</b>
<b>Operating Expenses:</b>			
Salaries & related services	315,853	251,457	567,310
Contractual services	382,566	375,547	758,113
General operating	413,010	170,121	583,131
Depreciation	311,438	320,769	632,207
<b>Total Operating Expenses</b>	<b>1,422,867</b>	<b>1,117,894</b>	<b>2,540,761</b>
<b>Operating Income</b>	<b>1,032,344</b>	<b>1,305,509</b>	<b>2,337,853</b>
<b>Nonoperating Revenues (Expenses):</b>			
Interest and fiscal charges	(195,507)	(102,657)	(298,164)
Interest income	(30,307)	(38,499)	(68,806)
<b>Total Nonoperating Revenues (Expenses)</b>	<b>(225,814)</b>	<b>(141,156)</b>	<b>(366,970)</b>
<b>Income Before Capital Contributions</b>	<b>806,530</b>	<b>1,164,353</b>	<b>1,970,883</b>
Capital contributions	430,170	417,819	847,989
<b>Change in Net Position</b>	<b>1,236,700</b>	<b>1,582,172</b>	<b>2,818,872</b>
<b>Net Position at Beginning of Year</b>	<b>4,677,549</b>	<b>8,824,380</b>	<b>13,501,929</b>
<b>Net Position at End of Year</b>	<b>\$ 5,914,249</b>	<b>\$ 10,406,552</b>	<b>\$ 16,320,801</b>

SEE ACCOMPANYING NOTES TO THE BASIC FINANCIAL STATEMENTS

**CITY OF PATASKALA, OHIO**  
**STATEMENT OF CASH FLOWS**  
**PROPRIETARY FUNDS**  
**FOR THE YEAR ENDED DECEMBER 31, 2021**

	<b>Business-type Activities - Enterprise Funds</b>		
	<b>Water</b>	<b>Sewer</b>	<b>Total</b>
<b>Cash Flows From Operating Activities:</b>			
Cash received from charges for services	\$ 2,470,592	\$ 2,423,011	\$ 4,893,603
Cash received from special assessments	-	20,596	20,596
Cash received from other operations	1,583	413	1,996
Cash payments for salaries & related services	(567,872)	(561,529)	(1,129,401)
Cash payments for contractual services	(382,546)	(376,829)	(759,375)
Cash payments for general operating costs	(374,032)	(193,309)	(567,341)
	<b>1,147,725</b>	<b>1,312,353</b>	<b>2,460,078</b>
<b>Net Cash Provided By Operating Activities</b>			
<b>Cash Flows From Capital and Related Financing Activities:</b>			
Acquisition of capital assets	(34,561)	(792,866)	(827,427)
Principal retirement on bonds & loans	(385,000)	(281,324)	(666,324)
Interest paid on bonds, notes & loans	(200,465)	(103,340)	(303,805)
Loans issued	-	785,651	785,651
Cash received from capital contributions	-	831,881	831,881
	<b>(620,026)</b>	<b>440,002</b>	<b>(180,024)</b>
<b>Net Cash Provided By (Used In) Capital and Related Financing Activities</b>			
<b>Cash Flows From Investing Activities:</b>			
Interest received	21,606	29,525	51,131
Increase in fair value of investments	(51,434)	(68,328)	(119,762)
	<b>(29,828)</b>	<b>(38,803)</b>	<b>(68,631)</b>
<b>Net Cash Used In Investing Activities</b>			
<b>Net Change in Cash and Investments</b>	<b>497,871</b>	<b>1,713,552</b>	<b>2,211,423</b>
<b>Cash and Investments at Beginning of Year</b>	<b>4,004,309</b>	<b>5,229,787</b>	<b>9,234,096</b>
<b>Cash and Investments at End of Year</b>	<b>\$ 4,502,180</b>	<b>\$ 6,943,339</b>	<b>\$ 11,445,519</b>

(Continued)

**CITY OF PATASKALA, OHIO**  
**STATEMENT OF CASH FLOWS**  
**PROPRIETARY FUNDS (CONTINUED)**  
**FOR THE YEAR ENDED DECEMBER 31, 2021**

	<b>Business-type Activities - Enterprise Funds</b>		
	<b>Water</b>	<b>Sewer</b>	<b>Total</b>
<b>Reconciliation of Operating Income to Net Cash Provided by Operating Activities:</b>			
<b>Operating Income</b>	<b>\$ 1,032,344</b>	<b>\$ 1,305,509</b>	<b>\$ 2,337,853</b>
<u>Adjustments:</u>			
Depreciation	311,438	320,769	632,207
<u>Changes in assets, deferred outflows of resources, liabilities and deferred inflows of resources:</u>			
Accounts receivable	(52,493)	(36,206)	(88,699)
Special assessment receivable	-	11,404	11,404
Due from other governments	(81)	(81)	(162)
Materials and supplies inventory	20,819	5,289	26,108
Prepayments	13,146	(1,117)	12,029
Net pension asset	(5,432)	(6,865)	(12,297)
Net OPEB asset	(41,631)	(41,033)	(82,664)
Deferred outflows - pension	59,460	(17,943)	41,517
Deferred outflows - OPEB	53,440	10,162	63,602
Accounts payable	3,535	(14,125)	(10,590)
Accrued wages and benefits	1,484	1,484	2,968
Due to other governments	249	(713)	(464)
Compensated absences payable	(4,651)	(4,651)	(9,302)
Retainage payable	-	(16,432)	(16,432)
Pension and postemployment benefits payable	(1,774)	(668)	(2,442)
Unearned revenue	69,538	45,500	115,038
Net pension liability	(120,820)	(72,956)	(193,776)
Net OPEB liability	(328,689)	(290,909)	(619,598)
Deferred inflows - pension	55,261	46,086	101,347
Deferred inflows - OPEB	82,582	69,849	152,431
<b>Net Cash Provided by Operating Activities</b>	<b>\$ 1,147,725</b>	<b>\$ 1,312,353</b>	<b>\$ 2,460,078</b>

**Non-Cash Transactions:**

During 2021, the Water and Sewer fund received \$430,170 and \$417,819 in capital contributions, respectively. During 2021, the City recorded \$1,828 in capitalized interest for OWDA loans that are included in the loan payable amount.

SEE ACCOMPANYING NOTES TO THE BASIC FINANCIAL STATEMENTS

**CITY OF PATASKALA, OHIO**

**STATEMENT OF FIDUCIARY NET POSITION  
CUSTODIAL FUNDS  
DECEMBER 31, 2021**

	<u><b>Custodial</b></u>
<b>Assets:</b>	
Equity in pooled cash and investments	<u>\$ 21,082</u>
<b>Total Assets</b>	<u><b>21,082</b></u>
<b>Net Position:</b>	
Restricted for individuals, organizations and other governments	<u>21,082</u>
<b>Total Net Position</b>	<u><b>\$ 21,082</b></u>

SEE ACCOMPANYING NOTES TO THE BASIC FINANCIAL STATEMENTS




**CITY OF PATASKALA, OHIO**

**STATEMENT OF CHANGES IN FIDUCIARY NET POSITION  
CUSTODIAL FUNDS  
FOR THE YEAR ENDED DECEMBER 31, 2021**

	<u><b>Custodial</b></u>
<b>Additions:</b>	
Fines and forfeitures for other governments	<u>\$ 25,045</u>
<b>Total Additions</b>	<u><b>25,045</b></u>
<b>Deductions:</b>	
Fines and forfeitures distributions to other governments	<u>22,124</u>
<b>Total Deductions</b>	<u><b>22,124</b></u>
<b>Net Change in Fiduciary Net Position</b>	2,921
<b>Net Position Beginning of Year</b>	<u>18,161</u>
<b>Net Position End of Year</b>	<u><u><b>\$ 21,082</b></u></u>

SEE ACCOMPANYING NOTES TO THE BASIC FINANCIAL STATEMENTS



THIS PAGE IS INTENTIONALLY LEFT BLANK

**CITY OF PATASKALA, OHIO**

SCHEDULE OF NOTES TO THE BASIC FINANCIAL STATEMENTS  
FOR THE YEAR ENDED DECEMBER 31, 2021

---

Note 1	Description of the City .....	79
Note 2	Summary of Significant Accounting Policies .....	79
	A. Reporting Entity.....	79
	B. Basis of Presentation – Fund Accounting .....	81
	C. Fund Accounting.....	81
	D. Measurement Focus .....	82
	E. Basis of Accounting.....	83
	F. Budgetary Data .....	85
	G. Cash and Investments .....	85
	H. Inventories of Materials and Supplies.....	86
	I. Capital Assets .....	86
	J. Compensated Absences .....	87
	K. Prepaid Items .....	88
	L. Accrued Liabilities and Long-Term Obligations .....	88
	M. Interfund Balances .....	88
	N. Interfund Activity.....	88
	O. Fund Balance .....	89
	P. Estimates .....	89
	Q. Net Position.....	90
	R. Operating Revenues and Expenses .....	90
	S. Minimum Fund Balance Policy .....	90
	T. Restricted Assets.....	90
	U. Extraordinary and Special Items .....	90
	V. Unamortized Bond Premium and Discount/Unamortized Accounting Gain or Loss/Bond Issuance Costs .....	90
	W. Pensions/Other Postemployment Benefits (OPEB) .....	91
	X. Fair Value Measurements .....	91
Note 3	Accountability and Compliance .....	91
Note 4	Deposits and Investments.....	92
	A. Cash with Fiscal and Escrow Agent.....	93
	B. Deposits with Financial Institutions.....	93
	C. Investments .....	94
	D. Reconciliation of Cash and Investments to the Statement of Net Position .....	95
Note 5	Interfund Transactions .....	95
Note 6	Property Taxes .....	96
Note 7	Income Taxes .....	96
Note 8	Receivables .....	97
Note 9	Tax Increment Financing (TIF) District .....	97
Note 10	Capital Assets .....	98
	A. Governmental Capital Assets .....	98
	B. Business-Type Capital Assets.....	99
Note 11	Other Employee Benefits .....	100
Note 12	Capital Leases - Lessee Disclosure .....	100

**CITY OF PATASKALA, OHIO**

SCHEDULE OF NOTES TO THE BASIC FINANCIAL STATEMENTS  
FOR THE YEAR ENDED DECEMBER 31, 2021

---

Note 13	Long-Term Obligations .....	101
	A. Long Term Debt Activity - Governmental.....	101
	B. Long Term Debt Activity – Business-Type .....	104
	C. Legal Debt Margin .....	106
Note 14	Risk Management .....	106
	A. Risk Pool Membership.....	106
	B. Workers’ Compensation .....	107
	C. Employee Medical, Dental, Vision and Life.....	107
Note 15	Defined Benefit Pension Plans.....	108
Note 16	Defined Benefit OPEB Plans .....	120
Note 17	Budgetary Basis of Accounting .....	130
Note 18	Contingencies.....	131
	A. Grants.....	131
	B. Litigation.....	131
	C. Ohio Public Entity Consortium Healthcare Cooperative (OPEC-HC).....	131
	D. Asset Retirement Obligations .....	132
Note 19	Fund Balance .....	132
Note 20	Contractual Commitments .....	133
Note 21	Other Commitments .....	133
Note 22	COVID-19 .....	133



## CITY OF PATASKALA, OHIO

### NOTES TO THE BASIC FINANCIAL STATEMENTS FOR THE YEAR ENDED DECEMBER 31, 2021

#### NOTE 1 - DESCRIPTION OF THE CITY

The City of Pataskala, Licking County, Ohio (the “City”) is a body corporate and politic established to exercise the rights and privileges conveyed to it by the constitution and laws of the State of Ohio. The City operates under a government that is directed by a publicly-elected seven-member Council and a Mayor. The City Administrator is the chief executive officer, and the Finance Director is the chief fiscal officer. The City provides the following services: general government, including finance and legal; police protection; public health; street maintenance; community development; parks and recreation; and, water and sewer utilities.

#### NOTE 2 - SUMMARY OF SIGNIFICANT ACCOUNTING POLICIES

The basic financial statements (BFS) of the City have been prepared in conformity with accounting principles generally accepted in the United States of America (GAAP) as applied to local governmental units. The Governmental Accounting Standards Board (GASB) is the accepted standard-setting body for establishing governmental accounting and financial principles. The most significant of the City’s accounting policies are described below.

##### A. Reporting Entity

For financial reporting purposes, the City’s BFS include all funds, agencies, boards, commissions, and departments for which the City is financially accountable. Financial accountability, as defined by the GASB, exists if the City appoints a voting majority of an organization’s Governing Board, and is either: (1) able to impose its will on that organization; or (2) there is a potential for the organization to provide specific financial benefits to, or impose specific burdens on, the City. The City may also be financially accountable for governmental organizations with a separately elected Governing Board, a Governing Board appointed by another government, or a jointly appointed board that is fiscally dependent on the City. The City also took into consideration other organizations for which the nature and significance of their relationship with the City are such that exclusion would cause the City’s BFS to be misleading or incomplete.

The primary government consists of all funds and departments which provide various services including police protection, street maintenance and repair, recreational programming and water/sewer services. Council and the City Administrator are directly responsible for these activities. The City contracts with the Licking County Health Department for public health services. The City does not approve each organization’s operating budget, nor is it responsible for its continued operation.

The accompanying financial statements represent the City, which has no component units. The following organizations are described due to their relationship with the City:

##### *JOINTLY GOVERNED ORGANIZATIONS*

West Licking Joint Fire District - The West Licking Joint Fire District, a jointly governed organization, is a political subdivision governed by a Board of Trustees which possesses its own contracting and budgeting authority. The Board of Trustees consists of one representative from each of the participating governments; the City of Pataskala, the Village of Kirkersville, City of New Albany, Harrison Township, Etna Township, City of Reynoldsburg and Jersey Township. The City made no contributions during 2021 for the operation of the West Licking Joint Fire District.

Southwest Licking Community Water and Sewer District - The Southwest Licking Community Water and Sewer District (the “Sewer District”), a jointly governed organization, is a political subdivision governed by a Board of Trustees which possesses its own contracting and budgeting authority. The City Council of Pataskala appoints one member to the Sewer District Board of Trustees, and the remaining members are appointed by Harrison and Etna Townships. The City made no contributions during 2021 for the operation of the Sewer District.

## CITY OF PATASKALA, OHIO

### NOTES TO THE BASIC FINANCIAL STATEMENTS FOR THE YEAR ENDED DECEMBER 31, 2021

#### NOTE 2 - SUMMARY OF SIGNIFICANT ACCOUNTING POLICIES - (Continued)

Mid-Ohio Regional Planning Commission - The City participates in the Mid-Ohio Regional Planning Commission (MORPC), a jointly governed organization. MORPC is composed of 126 representatives appointed by member governments who make up the Commission, the policy-making body of MORPC, and the oversight board. MORPC is a voluntary association of local governments in central and south central Ohio and a regional planning agency whose membership includes 64 political subdivisions in and around Franklin, Ross, Fayette, Delaware, Pickaway, Madison, Licking, and Fairfield counties, Ohio. The purpose of the organization is to improve the quality of life for member communities by improving housing conditions, to promote and support livability/sustainability measures as a means of addressing regional growth challenges, and to administer and facilitate the availability of regional environmental infrastructure program funding to the full advantage of MORPC's members.

Pataskala Corporate Park Joint Economic Development District - The Pataskala Corporate Park Joint Economic Development District (JEDD), Licking County (the "District") is a body corporate and politic established to exercise the rights and privileges conveyed to it by the constitution and laws of the State of Ohio. The District was created as a result of an agreement between the City of Pataskala, Harrison Township, Licking County, and the City of Newark on December 22, 2009. The District is directed by a five-member Board of Trustees. The District's purpose is to promote and facilitate economic development that will create jobs and employment opportunities and improve the economic welfare of the people in the State, the County, the City, the City of Newark, Harrison Township, and the District. Such area is located in the City of Pataskala corporate limits and the primary source of revenue is a tax on earned income in the District.

In late 2006, the Ohio Department of Development designated a nearly 521 acre site in the City of Pataskala as eligible for Job Ready Sites (JRS) funding. As such, this site known as the Pataskala Corporate Park, located at the southeast corner of State Route 16 (Broad Street) and Mink Street is recognized as one of the premier sites for manufacturing and industrial development in the State of Ohio. A roadway was constructed in 2010 linking State Route 16 (Broad Street) and Refugee Road with the intention to ultimately link the access road to U.S. Route 40 (The National Road), improving the routing to Interstate 70 and offering unparalleled access for commerce. In late 2006, the project received funding of approximately \$3.4 million to develop this roadway. It is considered one of the initial projects funded under Ohio's Job Ready Sites program, and is critical in order for the City to create jobs and investment. The Job Ready Site designation expired in January 2019.

The Board of Trustees adopted a resolution levying an income tax at a rate of 1.75 percent on income earned by persons working in the District and on the net profits of businesses located in the District. The income tax shall follow the provisions of Chapter 718 of the Ohio Revised Code. Income tax revenues are collected by the City of Newark Treasurer and deposited quarterly in the Pataskala Corporate Park JEDD Fund, or its general fund. Monies deposited to the JEDD Fund shall be allocated to the JEDD Improvement Account for future infrastructure improvements and to the Newark Account for future distributions to governmental entities subject to the tax sharing agreement.

Regional Income Tax Agency (RITA) - In 1971, 38 municipalities joined together to organize a Regional Council of Governments (RCOG) under the authority of Chapter 167 of the Ohio Revised Code to administer tax collection and enforcement concerns facing the cities and villages. The purpose of the RCOG is to foster cooperation between the municipalities through sharing facilities for their common benefit. This includes the establishment of a central collection facility for the purpose of administering the income tax laws of the various municipal corporations who are members of the RCOG and for the purpose of collecting income taxes on behalf of each member municipality, doing all things allowed by law to accomplish such purpose. The first official act of the RCOG was to form RITA.

**CITY OF PATASKALA, OHIO**

NOTES TO THE BASIC FINANCIAL STATEMENTS  
FOR THE YEAR ENDED DECEMBER 31, 2021

**NOTE 2 - SUMMARY OF SIGNIFICANT ACCOUNTING POLICIES - (Continued)**

Today, RITA serves as the income tax collection agency for over 300 municipalities and JEDD/JEDZ/ENTPZ districts throughout the State of Ohio. The City began using RITA for its income tax collection services in 2010.

Each member municipality appoints its own delegate to the RCOG, including electing members to the RITA Board of Trustees. Regardless of the population or tax collections of member municipalities, each member of the RCOG has an equal say in the operations of RITA.

**B. Basis of Presentation - Fund Accounting**

The City's basic financial statements (BFS) consist of government-wide statements, including a statement of net position and a statement of activities and fund financial statements which provide a more detailed level of financial information.

**Government-Wide Financial Statements** - The statement of net position and the statement of activities display information about the City as a whole. These statements include the financial activities of the primary government, except for fiduciary funds. The statements distinguish between those activities of the City that are governmental and those that are considered business-type activities.

The statement of net position presents the financial condition of the governmental and business-type activities of the City at year end. The statement of activities presents a comparison between direct expenses and program revenues for each program or function of the City's governmental activities and for the business-type activities of the City. Direct expenses are those that are specifically associated with a service, program or department and therefore clearly identifiable to a particular function. Program revenues include charges paid by the recipient of the goods or services offered by the program, grants and contributions that are restricted to meeting the operational or capital requirements of a particular program and interest earned on grants that is required to be used to support a particular program. Revenues which are not classified as program revenues are presented as general revenues of the City, with certain limited exceptions. The comparison of direct expenses with program revenues identifies the extent to which each business segment or governmental functions are self-financing or draw from the general revenues of the City.

**Fund Financial Statements** - During the year, the City segregates transactions related to certain City functions or activities in separate funds in order to aid financial management and to demonstrate legal compliance. Fund financial statements are designed to present financial information of the City at this more detailed level. The focus of governmental and enterprise fund financial statements is on major funds. Each major fund is presented in a separate column. Nonmajor funds are aggregated and presented in a single column. Fiduciary funds are reported by type.

**C. Fund Accounting**

The City uses funds to maintain its financial records during the year. A fund is defined as a fiscal and accounting entity with a self-balancing set of accounts. There are three categories of funds: governmental, proprietary and fiduciary.

**Governmental Funds** - Governmental funds are those through which most governmental functions are typically financed. Governmental fund reporting focuses on the sources, uses and balances of current financial resources. Expendable assets are assigned to the various governmental funds according to the purposes for which they may or must be used. Current liabilities are assigned to the fund from which they will be paid. The difference between governmental fund assets plus deferred outflows of resources and liabilities plus deferred inflow of resources is reported as fund balance.

**CITY OF PATASKALA, OHIO**

NOTES TO THE BASIC FINANCIAL STATEMENTS  
FOR THE YEAR ENDED DECEMBER 31, 2021

**NOTE 2 - SUMMARY OF SIGNIFICANT ACCOUNTING POLICIES - (Continued)**

The following are the City's major governmental funds:

General fund - The general fund is used to account for and report all financial resources not accounted for and reported in another fund. The general fund balance is available for any purpose provided it is expended or transferred according to the general laws of Ohio.

Street fund - The Street fund accounts for revenues generated from income tax, license and gasoline taxes that are restricted for maintaining local roads and related infrastructure within the City.

Police fund - The Police fund accounts for revenues generated from income tax and other revenues collected that are restricted for police operations.

Debt Service fund - The Debt Service fund is used to account for and report all financial resources that are restricted, committed or assigned to expenditures for principal and interest.

Other governmental funds of the City are used to account for: (a) financial resources that are restricted, committed, or assigned to expenditures for capital outlays including the acquisition or construction of capital facilities and other capital assets and (b) specific revenue sources that are restricted or committed to an expenditure for specified purposes other than debt service or capital projects.

**Proprietary Funds** - Proprietary fund reporting focuses on changes in net position, financial position and cash flows. Proprietary funds are classified as either enterprise or internal service. The City has no internal service funds.

Enterprise Funds - The enterprise funds may be used to account for any activity for which a fee is charged to external users for goods or services. The following are the City's major enterprise funds:

Water fund - This fund accounts for the provision of water treatment and distribution to its residential and commercial users located within the City.

Sewer fund - This fund accounts for the provision of sanitary sewer service to the residents and commercial users located within the City.

**Fiduciary Funds** - Fiduciary fund reporting focuses on net position and changes in net position. The fiduciary fund category is split into four classifications: pension trust funds; investment trust funds; private-purpose trust funds; and custodial funds. Trust funds are distinguished from custodial funds by the existence of a trust agreement or equivalent arrangements that have certain characteristics. Custodial funds are used to report fiduciary activities that are not required to be reported in a trust fund. The City's custodial funds account for the police evidence and seizure fund and the Mayor's Court fund.

**D. Measurement Focus**

**Government-Wide Financial Statements** - The government-wide financial statements are prepared using the economic resources measurement focus. All assets, deferred outflows of resources, liabilities and deferred inflows of resources associated with the operation of the City are included on the statement of net position.



**CITY OF PATASKALA, OHIO**

NOTES TO THE BASIC FINANCIAL STATEMENTS  
FOR THE YEAR ENDED DECEMBER 31, 2021

**NOTE 2 - SUMMARY OF SIGNIFICANT ACCOUNTING POLICIES - (Continued)**

***Fund Financial Statements*** - All governmental funds are accounted for using a flow of current financial resources measurement focus. With this measurement focus, only current assets, current deferred outflows of resources, current liabilities and current deferred inflows of resources generally are included on the balance sheet. The statement of revenues, expenditures and changes in fund balances reports on the sources (i.e., revenues and other financing sources) and uses (i.e., expenditures and other financing uses) of current financial resources. This approach differs from the manner in which the governmental activities of the government-wide financial statements are prepared. Governmental fund financial statements therefore include a reconciliation, with brief explanations to better identify the relationship between the government-wide statements and the financial statements for governmental funds.

Like the government-wide statements, all proprietary funds are accounted for on a flow of economic resources measurement focus. All assets, deferred outflows of resources, liabilities and deferred inflows of resources associated with the operation of these funds are included on the statement of net position. The statement of changes in fund net position presents increases (i.e., revenues) and decreases (i.e., expenses) in total net position. The statement of cash flows provides information about how the City finances and meets the cash flow needs of its proprietary activities.

Proprietary funds distinguish operating revenues and expenses from nonoperating items. Operating revenues and expenses generally result from providing services and producing and delivering goods in connection with a proprietary fund's principal ongoing operation. The principal operating revenues of the City's proprietary funds are charges for sales and services. Operating expenses for the enterprise funds include personnel and other expenses related to the operations of the enterprise activities. All revenues and expenses not meeting these definitions are reported as nonoperating revenues and expenses.

Fiduciary funds present a statement of changes in fiduciary net position which reports additions to and deductions from custodial funds.

**E. Basis of Accounting**

Basis of accounting determines when transactions are recorded in the financial records and reported on the financial statements. Government-wide financial statements are prepared using the accrual basis of accounting. Governmental funds use the modified accrual basis of accounting. Proprietary and custodial funds use the accrual basis of accounting. Differences in the accrual and modified accrual basis of accounting arise in the recognition of revenue, the recording of deferred inflows of resources and in the presentation of expenses versus expenditures.

***Revenues: Exchange and Nonexchange Transactions*** - Revenues resulting from exchange transactions, in which each party gives and receives essentially equal value, are recorded on the accrual basis when the exchange takes place. On a modified accrual basis, revenue is recorded in the fiscal year in which the resources are measurable and become available. Available means that the resources will be collected within the current fiscal year or are expected to be collected soon enough thereafter to be used to pay liabilities of the current year. For the City, available means expected to be received within sixty days of year end.

Nonexchange transactions, in which the City receives value without directly giving equal value in return, include income taxes, payments in lieu of taxes, property taxes, grants, entitlements and donations. On an accrual basis, revenue from income tax is recognized in the period in which the income is earned (See Note 7). Revenue from property taxes is recognized in the year for which the taxes are levied (See Note 6). Payments in lieu of taxes (PILOT) are treated the same way property taxes are in the financial statements. Revenue from grants, entitlements and donations is recognized in the year in which all eligibility requirements have been satisfied. Eligibility requirements include timing requirements, which specify the year when the resources are required to be used or the year when use is first permitted, matching requirements, in which the City must provide local resources to be used for a specified purpose, and expenditure requirements, in which the resources are provided to the City on a reimbursement basis. On a modified accrual basis, revenue from nonexchange transactions must also be available before it can be recognized.

CITY OF PATASKALA, OHIO

NOTES TO THE BASIC FINANCIAL STATEMENTS  
FOR THE YEAR ENDED DECEMBER 31, 2021

**NOTE 2 - SUMMARY OF SIGNIFICANT ACCOUNTING POLICIES - (Continued)**

Under the modified accrual basis, the following revenue sources are considered to be both measurable and available at year end: income taxes; state-levied locally shared taxes (including gasoline tax, local government funds and permissive tax); fines and forfeitures; fees; earnings on investments; and special assessments.

**Unearned Revenues** - The City defers revenue recognition in connection with resources that have been received, but not earned. Unearned revenue arises when assets are recognized before revenue recognition criteria have been satisfied. Grants and entitlements received before the eligibility requirements are met are also recorded as unearned revenue. Unearned revenue consists primarily of deposits held for various programs.

**Deferred Outflows of Resources and Deferred Inflows of Resources** - In addition to assets, the government-wide statement of net position will report a separate section for deferred outflows of resources. Deferred outflows of resources represents a consumption of net position that applies to a future period and will not be recognized as an outflow of resources (expense/expenditure) until then. For the City, see Notes 15 and 16 for deferred outflows of resources related the City's net pension liability and net OPEB liability, respectively. In addition, deferred outflows of resources include a deferred charge on debt refunding. A deferred charge on refunding results from the difference in the carrying value of refunded debt and its reacquisition price. This amount is deferred and amortized over the shorter of the life of the refunded or refunding debt.

In addition to liabilities, both the government-wide statement of net position and the governmental fund financial statements report a separate section for deferred inflows of resources. Deferred inflows of resources represent an acquisition of net position that applies to a future period and will not be recognized as an inflow of resources (revenue) until that time. For the City, deferred inflows of resources include property taxes, payments in lieu of taxes and unavailable revenue. Property taxes and payments in lieu of taxes represent amounts for which there is an enforceable legal claim as of December 31, 2021, but which were levied to finance 2022 operations. These amounts have been recorded as a deferred inflow of resources on both the government-wide statement of net position and the governmental fund financial statements.

Unavailable revenue is reported only on the governmental funds balance sheet, and represents receivables which will not be collected within the available period. For the City, unavailable revenue includes, but is not limited to, income taxes, delinquent property taxes and intergovernmental grants. These amounts are deferred and recognized as an inflow of resources in the period the amounts become available.

For the City, see Notes 15 and 16 for deferred inflows of resources related to the City's net pension liability and net OPEB liability, respectively. These deferred inflows of resources are only reported on the government-wide statement of net position.

**Expenses/Expenditures** - On the accrual basis of accounting, expenses are recognized at the time they are incurred.

The measurement focus of governmental fund accounting is on decreases in net financial resources (expenditures) rather than expenses. Expenditures are generally recognized in the accounting period in which the related fund liability is incurred, if measurable. Allocations of cost, such as depreciation and amortization, are not recognized in governmental funds.

**CITY OF PATASKALA, OHIO**

NOTES TO THE BASIC FINANCIAL STATEMENTS  
FOR THE YEAR ENDED DECEMBER 31, 2021

**NOTE 2 - SUMMARY OF SIGNIFICANT ACCOUNTING POLICIES - (Continued)**

**F. Budgetary Data**

The budgetary process is prescribed by provisions of the Ohio Revised Code and entails the preparation of budgetary documents within an established timetable. All funds, except custodial funds, are legally required to be budgeted and appropriated. The major documents prepared are the certificate of estimated resources and the appropriations resolution, all of which are prepared on the budgetary basis of accounting. The certificate of estimated resources and the appropriations ordinance are subject to amendment throughout the year with the legal restriction that appropriations cannot exceed estimated resources, as certified. The City's legal level of budgetary control is established at the object level (salaries & related, contractual services, general operating, capital outlay) within each department/function, within each fund. Although the legal level of budgetary control was established at the object level within each department/function, the City has elected to present budgetary statement comparisons at the fund and function levels of expenditures included within the basic financial statements. Budgetary modifications may only be made by ordinance by the City Council at the legal level of control.

**Tax Budget** - The ORC calls for the City Administrator to presents an estimate of the following year's annual operating budget, or tax budget, by mid-July, to City Council for consideration and passage. The Council approved estimated is then submitted to the Licking County Auditor, as Secretary of the County Budget Commission, by July 20 of each year, for the period January 1 to December 31 of the following year. The Licking County Budget Commission waived this requirement for 2021.

**Estimated Resources** - The County Budget Commission determines if the budget substantiates a need to levy all or part of previously authorized taxes and reviews estimated revenue. The Commission certifies its actions to the City on or before September 1. As part of this certification, the City receives the official certificate of estimated resources, which states the projected revenue of each fund. On or before December 31, the City must revise its budget so that the total contemplated expenditures from any fund during the ensuing fiscal year will not exceed the amount available as stated in the certificate of estimated resources. The revised budget then serves as the basis for the annual appropriations measure. On or about January 1, the certificate of estimated resources is amended to include unencumbered cash balances at December 31 of the preceding year. The certificate may be further amended during the year if the Finance Director determines, and the Budget Commission agrees, that an estimate needs to be either increased or decreased. The amounts reported on the budgetary statement reflect the amounts in the original and final certificate of estimated resources issued during 2021.

**Appropriations** - A temporary appropriation ordinance to control expenditures may be passed on or about January 1 of each year for the period January 1 to March 31. An annual appropriation ordinance must be passed by April 1 of each year for the period January 1 to December 31. The appropriation ordinance fixes spending authority at the object level within each department, within each fund. The appropriation ordinance may be amended during the year as new information becomes available, provided that total fund appropriations do not exceed current estimated resources, as certified.

The appropriations at the legal level of control may only be modified during the year by an ordinance of Council. The amounts on the budgetary statement reflect the original and final appropriation amounts, including all amendments and modifications legally enacted by Council.

**Lapsing of Appropriations** - At the close of each year, the unencumbered balance of each appropriation reverts to the fund balance. Encumbrances are carried forward and included in the budget, but subsequent years are not reappropriated as part of the subsequent year appropriations.

**G. Cash and Investments**

Cash balances of the City's funds, except cash in segregated accounts and cash held by a fiscal and escrow agent, are pooled and invested in investments maturing within five years in order to provide improved cash management. Individual fund integrity is maintained through City records. Each fund's interest in the pooled bank accounts is presented on the financial statements as "equity in pooled cash and investments".

**CITY OF PATASKALA, OHIO**

NOTES TO THE BASIC FINANCIAL STATEMENTS  
FOR THE YEAR ENDED DECEMBER 31, 2021

**NOTE 2 - SUMMARY OF SIGNIFICANT ACCOUNTING POLICIES - (Continued)**

During 2021, investments were limited to State Treasury Asset Reserve of Ohio (STAR Ohio), negotiable certificates of deposit and Federal Home Loan Bank (FHLB) securities. Except for any nonparticipating investment contracts, investments are reported at fair value which is based on quoted market prices. Nonparticipating investment contracts, such as nonnegotiable certificates of deposit, are reported at cost.

The City has a segregated bank account for Mayor's Court monies separate from the City's central bank account. This depository account is presented on the financial statements as "cash in segregated accounts" since it is not required to be deposited into the City treasury. At December 31, 2021, this account had a bank balance of \$12,958 and a book balance of \$0.

During 2021, the City invested in STAR Ohio. STAR Ohio (the State Treasury Asset Reserve of Ohio), is an investment pool managed by the State Treasurer's Office which allows governments within the State to pool their funds for investment purposes. STAR Ohio is not registered with the SEC as an investment company, but has adopted Governmental Accounting Standards Board (GASB), Statement No. 79, "Certain External Investment Pools and Pool Participants." The City measures its investment in STAR Ohio at the net asset value (NAV) per share provided by STAR Ohio. The NAV per share is calculated on an amortized cost basis that provides an NAV per share that approximates fair value.

For 2021, there were no limitations or restrictions on any participant withdrawals due to redemption notice periods, liquidity fees, or redemption gates. However, notice must be given 24 hours in advance of all deposits and withdrawals exceeding \$250 million. STAR Ohio reserves the right to limit the transaction to \$250 million, requiring the excess amount to be transacted the following business day(s), but only to the \$250 million limit. All accounts of the participant will be combined for these purposes.

Interest income is distributed to the funds according to statutory requirements and City policy. Interest revenue earned and credited to the general fund during 2021 amounted to (\$11,495), which included \$7,389 assigned from other funds of the City.

For purposes of the statement of cash flows and for presentation on the financial statement, investments of the cash management pool and investments with original maturities of three months or less at the time they are purchased by the City are considered to be cash equivalents. Investments with an initial maturity of more than three months are reported as investments, to the extent they are purchased from a specific fund.

An analysis of the City's investment account at year end is provided in Note 4.

**H. Inventories of Materials and Supplies**

On the government-wide and fund financial statements, inventories are stated at cost. For all funds, cost is determined on a first-in, first-out (FIFO) basis. Inventory in governmental funds consists of expendable supplies held for consumption. The cost of inventory items is recorded as an expenditure in the governmental funds when consumed. Inventories of the proprietary funds are expensed when used.

On the fund financial statements, reported material and supplies inventory is equally offset by a nonspendable fund balance which indicates that it does not constitute available spendable resources even though it is a component of fund balance.

**I. Capital Assets**

General capital assets are those assets not specifically related to activities reported in the proprietary funds. These assets generally result from expenditures in the governmental funds. These assets are reported in the governmental activities column of the government-wide statement of net position, but are not reported in the fund financial statements. Capital assets utilized by the proprietary funds are reported both in the business-type activities column of the government-wide statement of net position and in the respective funds.

**CITY OF PATASKALA, OHIO**

NOTES TO THE BASIC FINANCIAL STATEMENTS  
FOR THE YEAR ENDED DECEMBER 31, 2021

**NOTE 2 - SUMMARY OF SIGNIFICANT ACCOUNTING POLICIES - (Continued)**

All capital assets are capitalized at cost (or estimated historical cost) and updated for additions and retirements during the year. Donated capital assets are recorded at their acquisition values as of the date received. The City maintains capitalization thresholds as discussed below. Capital assets within a class can have different thresholds depending on the asset category within the class. The City’s infrastructure consists of bridges, culverts, curbs, sidewalks, storm sewers, streets, and water and sewer lines. Improvements are capitalized; the costs of normal maintenance and repairs that do not add to the value of the asset or materially extend an asset’s life are not. Interest incurred during the construction of capital assets is also capitalized for business-type activities.

All reported capital assets are depreciated except for land, certain land improvements and construction in progress. Improvements are depreciated over the remaining useful lives of the related capital assets. Useful lives for infrastructure were estimated based on the City’s historical records of necessary improvements and replacement.

Depreciation is computed using the straight-line method over the following useful lives:

<u>Description</u>	<u>Governmental Activities Estimated Lives</u>	<u>Business-Type Activities Estimated Lives</u>	<u>Capitalization Thresholds</u>
Land improvements	10 - 45 years	10 - 45 years	\$25,000
Buildings and improvements	5 - 50 years	5 - 50 years	\$10,000 - \$50,000
Equipment	5 - 20 years	5 - 20 years	\$5,000 - \$10,000
Vehicles	5 - 15 years	5 - 15 years	\$25,000
Infrastructure	15 - 90 years	15 - 90 years	\$15,000 - \$25,000

**J. Compensated Absences**

Compensated absences of the City consist of vacation leave and sick leave to the extent that payments to the employee for these absences are attributable to services already rendered and are not contingent on a specific event that is outside the control of the City and the employee.

In accordance with the provisions of GASB Statement No. 16, “Accounting for Compensated Absences”, a liability for vacation leave is accrued if: (a) employees’ rights to payment are attributable to services already rendered; and (b) it is probable that the employer will compensate the employees for the benefits through paid time off or other means, such as cash payment at termination or retirement. A liability for sick leave is based on the sick leave accumulated at the balance sheet date by those employees who are currently eligible to receive termination (severance) payments, as well as those employees expected to become eligible in the future. For purposes of establishing a liability for severance on employees expected to become eligible to retire in the future, all employees age fifty or greater with at least ten years of service or any employee with at least twenty years of service were considered expected to become eligible to retire in accordance with GASB Statement No. 16. Sick leave benefits were accrued using the “vesting” method.

The total liability for vacation, compensatory time, and sick leave payments has been calculated using pay rates in effect at the balance sheet date, and reduced to the maximum payment allowed by labor contract and/or statute, plus applicable additional salary related payments. City employees are granted vacation and sick leave in varying amounts based upon tenure and specific labor agreements. In the event of termination, an employee is reimbursed for accumulated vacation and sick leave at various rates.

The entire compensated absence liability is reported on the government-wide financial statements.

**CITY OF PATASKALA, OHIO**

NOTES TO THE BASIC FINANCIAL STATEMENTS  
FOR THE YEAR ENDED DECEMBER 31, 2021

**NOTE 2 - SUMMARY OF SIGNIFICANT ACCOUNTING POLICIES - (Continued)**

On governmental fund financial statements, compensated absences are recognized as liabilities and expenditures to the extent payments come due each period upon the occurrence of employee resignations and retirements. These amounts are recorded in the account "Compensated absences payable" in the fund from which the employees who have accumulated leave are paid. The noncurrent portion of the liability is not reported. For proprietary funds, the entire amount of compensated absences is reported as a fund liability.

**K. Prepaid Items**

Payments made to vendors for services that will benefit periods beyond December 31, 2021, are recorded as prepaid items using the consumption method by recording a current asset for the prepaid amount at the time of the purchase and the expenditure/expense in the year in which services are consumed.

At year end, because prepayments are not available to finance future governmental fund expenditures, a nonspendable fund balance is recorded by an amount equal to the carrying value of the asset on the fund financial statements.

**L. Accrued Liabilities and Long-Term Obligations**

All payables, accrued liabilities and long-term obligations are reported in the government-wide financial statements, and all payables, accrued liabilities and long-term obligations payable from proprietary funds are reported on the proprietary fund financial statements.

In general, governmental fund payables and accrued liabilities that, once incurred, are paid in a timely manner in full from current financial resources, are reported as obligations of the funds. However, compensated absences and claims and judgements that will be paid from governmental funds are reported as a liability in the fund financial statements only to the extent that they are due for payment during the current year. Loans and notes are recognized as a liability on the governmental fund financial statements when due. Net pension/OPEB liability should be recognized in the governmental funds to the extent that benefit payments are due and payable and the pension/OPEB plan's fiduciary net position is not sufficient for payment of those benefits.

**M. Interfund Balances**

On the fund financial statements, receivables and payables resulting from short-term interfund loans are classified as "interfund loans receivable" and "interfund loans payable". These amounts are eliminated in the governmental activities column of the statement of net position, with the exception of the net residual amounts due between governmental and business-type activities which are presented as internal balances. At December 31, 2021, there were no interfund loans receivable/payable.

**N. Interfund Activity**

Transfers between governmental and business-type activities on the government-wide statements are reported in the same manner as general revenues. Transfers between governmental funds are eliminated for reporting of governmental activities on the government-wide financial statements.

Exchange transactions between funds are reported as revenues in the seller funds and as expenditures or expenses in the purchaser funds. Flows of cash or goods from one fund to another without a requirement for repayment are reported as interfund transfers. Interfund transfers are reported as other financing sources and uses in governmental funds, and after non-operating revenues and expenses in proprietary funds. Repayments from funds responsible for particular expenditures or expenses to the funds that initially paid for them are not presented on the BFS. Interfund services provided and used are not eliminated on the government-wide financial statements.

**CITY OF PATASKALA, OHIO**

NOTES TO THE BASIC FINANCIAL STATEMENTS  
FOR THE YEAR ENDED DECEMBER 31, 2021

**NOTE 2 - SUMMARY OF SIGNIFICANT ACCOUNTING POLICIES - (Continued)**

**O. Fund Balance**

Fund balance is divided into five classifications based primarily on the extent to which the City is bound to observe constraints imposed upon the use of the resources in the governmental funds. The classifications are as follows:

*Nonspendable* - The nonspendable fund balance classification includes amounts that cannot be spent because they are not in spendable form or legally required to be maintained intact. The “not in spendable form” criterion includes items that are not expected to be converted to cash.

*Restricted* - Fund balance is reported as restricted when constraints are placed on the use of resources that are either externally imposed by creditors (such as through debt covenants), grantors, contributors, laws or regulations of other governments, or imposed by law through constitutional provisions or enabling legislation.

*Committed* - The committed fund balance classification includes amounts that can be used only for the specific purposes imposed by a formal action (ordinance) of City Council (the highest level of decision making authority). Those committed amounts cannot be used for any other purpose unless City Council removes or changes the specified use by taking the same type of action (ordinance) it employed to previously commit those amounts.

Committed fund balance also incorporates contractual obligations to the extent that existing resources in the fund have been specifically committed for use in satisfying those contractual requirements.

*Assigned* - Amounts in the assigned fund balance classification are intended to be used by the City for specific purposes, but do not meet the criteria to be classified as restricted nor committed. In governmental funds other than the general fund, assigned fund balance represents the remaining amount that is not restricted or committed. In the general fund, assigned amounts represent intended uses established by policies (resolution) of City Council, which includes giving the Finance Director the authority to constrain monies for intended purposes. This amount also includes an assigned fund balance for subsequent year appropriations that exceed estimated receipts.

*Unassigned* - Unassigned fund balance is the residual classification for the general fund and includes all spendable amounts not contained in one of the other classifications. In other governmental funds, the unassigned classification is only used to report a deficit fund balance resulting from overspending for specific purposes for which amounts had been restricted, committed, or assigned.

The City applies restricted resources first when expenditures are incurred for purposes for which restricted and unrestricted (committed, assigned, and unassigned) fund balance is available. Similarly, within unrestricted fund balance, committed amounts are reduced first followed by assigned, and then unassigned amounts when expenditures are incurred for purposes for which amounts in any of the unrestricted fund balance classifications could be used.

**P. Estimates**

The preparation of the BFS in conformity with GAAP requires management to make estimates and assumptions that affect the amounts reported in the BFS and accompanying notes. Actual results may differ from those estimates.

## CITY OF PATASKALA, OHIO

### NOTES TO THE BASIC FINANCIAL STATEMENTS FOR THE YEAR ENDED DECEMBER 31, 2021

#### NOTE 2 - SUMMARY OF SIGNIFICANT ACCOUNTING POLICIES - (Continued)

##### **Q. Net Position**

Net position represents the difference between assets plus deferred outflows of resources less liabilities plus deferred inflows of resources. Net investment in capital assets consists of capital assets, net of accumulated depreciation, reduced by the outstanding balances of any borrowing used for the acquisition, construction or improvement of those assets. Deferred outflows of resources and deferred inflows of resources that are attributable to the acquisition, construction or improvement of those assets or related debt also are included in this component of net position. Net position is reported as restricted when there are limitations imposed on their use either through the enabling legislation or through external restrictions imposed by creditors, grantors or laws or regulations of other governments. The City applies restricted resources first when an expense is incurred for purposes for which both restricted and unrestricted net position is available.

##### **R. Operating Revenues and Expenses**

Operating revenues are those revenues that are generated directly from the primary activity of the proprietary funds. For the City, these revenues are charges for services for water and sewer programs. Operating expenses are necessary costs incurred to provide the good or service that are the primary activity of the fund. All revenues and expenses not meeting this definition are reported as nonoperating.

##### **S. Minimum Fund Balance Policy**

The City shall strive to maintain an unencumbered fund balance in line with established ranges, typically 25-35%, and which vary depending upon the fund type. The percentages are calculated using the actual or projected fund balance, and expressing it as a percentage of the relevant full-year expense budget.

##### **T. Restricted Assets**

Assets are reported as restricted when limitations on their use change the nature of normal understanding of the availability of the asset. Such constraints are either externally imposed by creditors, contributors, grantors, or laws of other governments, or are imposed by law through constitutional provision or enabling legislation.

Restricted assets represent certain resources which are segregated from other resources of the City. These assets are generally held in separate accounts of the City or by a trustee. Restricted assets represent permissive tax monies held by Licking County and retainage payable related to construction.

##### **U. Extraordinary and Special Items**

Extraordinary items are transactions or events that are both unusual in nature and infrequent in occurrence. Special items are transactions or events that are within the control of the City Council and that are either unusual in nature or infrequent in occurrence. Neither type of transaction occurred during 2021.

##### **V. Unamortized Bond Premium and Discount/Unamortized Accounting Gain or Loss/Bond Issuance Costs**

Bond premiums and discounts are deferred and amortized over the term of the bonds using the straight-line method, which approximates the effective interest method. Bond premiums are presented as an addition to the face amount of the bonds and bond discounts are presented as a reduction to the face amount of the bonds.

For advance refundings resulting in the defeasance of debt, the difference between the reacquisition price and the net carrying amount of the old debt is deferred and amortized as a component of interest expense. This accounting gain or loss is amortized over the remaining life of the old debt or the life of the new debt, whichever is shorter, and is presented as a deferred outflow of resources.



## CITY OF PATASKALA, OHIO

### NOTES TO THE BASIC FINANCIAL STATEMENTS FOR THE YEAR ENDED DECEMBER 31, 2021

#### NOTE 2 - SUMMARY OF SIGNIFICANT ACCOUNTING POLICIES - (Continued)

On the governmental fund financial statements, bond premiums and discounts are recognized in the current period. The reconciliation between the bonds face value and the amount reported on the statement of net position is presented in Note 13.

Bond issuance costs are expensed when they occur.

#### W. Pensions/Other Postemployment Benefits (OPEB)

For purposes of measuring the net pension/OPEB liability, net pension asset, net OPEB asset, deferred outflows of resources and deferred inflows of resources related pensions/OPEB, and pension/OPEB expense, information about the fiduciary net position of the pension/OPEB plans and additions to/deductions from their fiduciary net position have been determined on the same basis as they are reported by the pension/OPEB plan. For this purpose, benefit payments (including refunds of employee contributions) are recognized when due and payable in accordance with the benefit terms. The pension/OPEB plans report investments at fair value.

#### X. Fair Value Measurements

The City categorizes its fair value measurements within the fair value hierarchy established by generally accepted accounting principles. The hierarchy is based on the valuation inputs used to measure the fair value of the asset. Level 1 inputs are quoted prices in active markets for identical assets; Level 2 inputs are significant other observable inputs, like quoted prices in markets that are not considered to be active, dealer quotations or alternative pricing sources for similar assets or liabilities for which significant inputs are observable; Level 3 inputs are significant unobservable inputs.

#### NOTE 3 - ACCOUNTABILITY AND COMPLIANCE

For 2021, the City has implemented GASB Statement No. 89, "Accounting for Interest Cost Incurred before the End of a Construction Period."

GASB Statement No. 89 establishes accounting requirements for interest cost incurred before the end of a construction period. GASB Statement No. 89 requires that interest cost incurred before the end of a construction period be recognized as an expense in the period in which the cost is incurred for financial statements prepared using the economic resources measurement focus. GASB Statement No. 89 also reiterates that financial statements prepared using the current financial resources measurement focus, interest cost incurred before the end of a construction period should be recognized as an expenditure on a basis consistent with governmental fund accounting principles. The implementation of GASB Statement No. 89 did not have an effect on the financial statements of the City.

For 2021, the City has applied GASB Statement No. 95, "Postponement of the Effective Dates of Certain Authoritative Guidance" to GASB Statement Nos. 91, 92 and 93, which were originally due to be implemented in 2021 and to GASB Statement No. 87, which was originally due to be implemented in 2020. GASB Statement No. 95 provides temporary relief to governments and other stakeholders in light of the COVID-19 pandemic. This objective is accomplished by postponing the effective dates of certain provisions in Statements and Implementation Guides that first became effective or are scheduled to become effective for periods beginning after June 15, 2018, and later.

The following pronouncements are postponed by one year and the City has elected delaying implementation until the fiscal year ended December 31, 2022:

- Statement No. 91, *Conduit Debt Obligations*
- Statement No. 92, *Omnibus 2020*
- Statement No. 93, *Replacement of Interbank Offered Rates*

**CITY OF PATASKALA, OHIO**

NOTES TO THE BASIC FINANCIAL STATEMENTS  
FOR THE YEAR ENDED DECEMBER 31, 2021

**NOTE 3 - ACCOUNTABILITY AND COMPLIANCE – (Continued)**

The following pronouncements are postponed by eighteen months and the City has elected delaying implementation until the fiscal year ended December 31, 2022:

- Statement No. 87, *Leases*
- Implementation Guide No. 2019-3, *Leases*

For 2021, the City has implemented GASB Statement No. 98, “The Annual Comprehensive Financial Report.” GASB Statement No. 98 established the term annual comprehensive financial report and its acronym ACFR. That new term and acronym replace instances of comprehensive annual financial report and its acronym in general accepted accounting principles for state and local governments. The implementation of GASB Statement No. 98 did not have an effect on the financial statements of the City.

**NOTE 4 - DEPOSITS AND INVESTMENTS**

State statutes classify monies held by the City into three categories.

*Active deposits* are public deposits necessary to meet current demands on the treasury. Such monies must be maintained either as cash in the City treasury, in commercial accounts payable or withdrawable on demand, including negotiable order of withdrawal (NOW) accounts, or in money market deposit accounts.

*Inactive deposits* are public deposits that the City Council has identified as not required for use within the current five-year period of designation of depositories. Inactive deposits must either be evidenced by certificates of deposit maturing not later than the end of the current period of designation of depositories, or by savings or deposit accounts including, but not limited to, passbook accounts.

*Interim deposits* are deposits of those monies which are not needed for immediate use, but which will be needed before the end of the current period of designation of depositories. Interim deposits must be evidenced by time certificates of deposit maturing not more than one (1) year from the date of deposit or by savings or deposit accounts including passbook accounts.

Interim monies may be deposited or invested in the following securities:

1. United States Treasury Notes, Bills, Bonds, or any other obligation or security issued by the United States Treasury or any other obligation guaranteed as to principal and interest by the United States;
2. Bonds, notes, debentures, or any other obligations or securities issued by any federal government agency or instrumentality, including, but not limited to, the Federal National Mortgage Association, Federal Home Loan Bank, Federal Farm Credit Bank, Federal Home Loan Mortgage Corporation, and Government National Mortgage Association. All federal agency securities shall be direct issuances of federal government agencies or instrumentalities;
3. Written repurchase agreements in the securities listed above provided that the market value of the securities subject to the repurchase agreement must exceed the principal value of the agreement by at least two percent and be marked to market daily, and that the term of the agreement must not exceed thirty days;
4. Bonds and other obligations of the State of Ohio, and with certain limitations including a requirement for maturity within ten years from the date of settlement, bonds and other obligations of political subdivisions of the State of Ohio, if training requirements have been met;
5. Time certificates of deposit or savings or deposit accounts including, but not limited to, passbook accounts;
6. No-load money market mutual funds consisting exclusively of obligations described in items (1) or (2) above and repurchase agreements secured by such obligations, provided that investments in securities described in this division are made only through eligible institutions;

**CITY OF PATASKALA, OHIO**

NOTES TO THE BASIC FINANCIAL STATEMENTS  
FOR THE YEAR ENDED DECEMBER 31, 2021

**NOTE 4 - DEPOSITS AND INVESTMENTS – (Continued)**

7. The State Treasurer's investment pool, the State Treasury Asset Reserve of Ohio (STAR Ohio);
8. Certain bankers' acceptances (for a period not to exceed one hundred eighty days) and commercial paper notes (for a period not to exceed two hundred seventy days) in an amount not to exceed 40 percent of the interim monies available for investment at any one time if training requirements have been met;
9. Under limited circumstances, corporate debt interests rated in either of the two highest classifications by at least two nationally recognized rating agencies.
10. Time certificates of deposit (CDs) in authorized depositories, provided those funds are properly insured or collateralized as provided in Ohio Revised Code Section 135.18. The payment of the principal and interest thereon for which eligible securities are pledged must be paid and deposited with the City or qualified and approved trustee.
11. Negotiable time certificates of deposit (negotiable CDs) which have a secondary market in which to trade such securities. The underlying issuer must be covered by FDIC insurance, and the amount of the acquired security is limited to ninety seven percent (97%) of the available FDIC coverage. For example, an investment in a negotiable certificate of deposit (CD) would be limited to \$242,500 assuming FDIC coverage limit of \$250,000.

Protection of the deposits is provided by the Federal Deposit Insurance Corporation (FDIC), by eligible securities pledged by the financial institution as security for repayment, or by the financial institutions participation in the Ohio Pooled Collateral System (OPCS), a collateral pool of eligible securities deposited with a qualified trustee and pledged to the Treasurer of State to secure the repayment of all public monies deposited in the financial institution.

Investments in stripped principal or interest obligations, reverse repurchase agreements and derivatives are prohibited. The issuance of taxable notes for the purpose of arbitrage, the use of leverage and short selling are also prohibited. Except as noted above, an investment must mature within five years from the date of purchase unless matched to a specific obligation or debt of the City, and must be purchased with the expectation that it will be held to maturity. Investments may only be made through specified dealers and institutions. Payment for investments may be made only upon delivery of the securities representing the investments to the Finance Director or, if the securities are not represented by a certificate, upon receipt of confirmation of transfer from the custodian.

**A. Cash with Fiscal and Escrow Agent**

At year end, the City had \$372,915 on deposit with the Licking County Treasurer for permissive tax collections. The data regarding insurance and collateralization can be obtained from the Licking County Annual Comprehensive Financial Report for the year ended December 31, 2021. This amount is not included in the City's depository balance detailed in Note 4.B.

**B. Deposits with Financial Institutions**

At December 31, 2021, the carrying amount of all City deposits was \$13,712,184 and the bank balance of all City deposits was \$13,898,991. Of the bank balance, \$12,872,285 was covered by the FDIC and \$1,026,706 was covered by the Ohio Pooled Collateral System or had the potential to be exposed to custodial credit risk as described below.

Custodial credit risk is the risk that, in the event of bank failure, the City will not be able to recover deposits or collateral securities that are in the possession of an outside party. The City has no deposit policy for custodial credit risk beyond the requirements of State statute. Ohio law requires that deposits either be insured or protected by (1) eligible securities pledged to the City's and deposited with a qualified trustee by the financial institution as security for repayment whose market value at all times shall be at least 105 percent of the deposits being secured, or (2) participation in the OPCS, a collateral pool of eligible securities deposited with a qualified trustee and pledged to the Treasurer of State to secure the repayment of all public monies deposited in the financial institution. OPCS requires the total market value of the securities pledged to be 102 percent of the deposits being secured or a rate set by the Treasurer of State. Although all statutory requirements for the deposit of money had been followed, noncompliance with Federal requirements could potentially subject the City to a successful claim by the FDIC.

**CITY OF PATASKALA, OHIO**

NOTES TO THE BASIC FINANCIAL STATEMENTS  
FOR THE YEAR ENDED DECEMBER 31, 2021

**NOTE 4 - DEPOSITS AND INVESTMENTS - (Continued)**

**C. Investments**

Investments are reported at fair value. As of December 31, 2021, the City had the following investments:

<u>Measurement/ investment type</u>	<u>Measurement Amount</u>	<u>Investment Maturities</u>			
		<u>6 months or less</u>	<u>7 to 12 months</u>	<u>13 to 24 months</u>	<u>Greater than 24 months</u>
<i>Fair value:</i>					
Negotiable CD's	11,349,126	551,342	1,083,187	2,108,320	7,606,277
FHLB	489,027	-	-	-	489,027
<i>Amortized cost:</i>					
STAR Ohio	2,438,303	2,438,303	-	-	-
<b>Total</b>	<b>\$ 14,276,456</b>	<b>\$ 2,989,645</b>	<b>\$ 1,083,187</b>	<b>\$ 2,108,320</b>	<b>\$ 8,095,304</b>

The weighted average maturity of investments is 2.26 years.

The City's investments negotiable CD's and FHLB securities are valued using quoted prices in markets that are not considered to be active, dealer quotations or alternative pricing sources for similar assets or liabilities for which all significant inputs are observable, either directly or indirectly (Level 2 inputs).

**Interest Rate Risk** - As a means of limiting its exposure to fair value losses caused by rising interest rates, the City's investment policy requires that operating funds be invested primarily in short-term investments maturing within five (5) years from the date of purchase and that the City's investment portfolio be structured so that the securities mature to meet cash requirements for ongoing operations and/or long-term debt payments. The stated intent of the policy is to avoid the need to sell securities prior to maturity (e.g., 'buy and hold').

**Custodial Credit Risk:** For an investment, custodial credit risk is the risk that, in the event of the failure of the counterparty, the City will not be able to recover the value of its investments or collateral securities that are in the possession of an outside party. The City has a policy which states that all security transactions, including collateral for repurchase agreements, entered into by the City shall be conducted on a delivery-versus-payment (DVP) basis. That is, broker/dealers will not be paid until the securities purchased are delivered to the City or to the City's designated centralized safekeeping account. The securities will be held by centralized safekeeping at a qualified financial institution, hereafter designated "custodian". The centralized custodian will be designated by the Finance Director. The securities will be free and clear of any lien. The custodian will issue a safekeeping receipt to the City, listing the instrument, maturity date and rate. Month-end reports will also be provided to the City by the custodian, including held securities, book and market values, in addition to a written custodial agreement. The City's investments in negotiable CD's are covered by the FDIC.

**Credit Risk:** Standard's & Poor's has assigned STAR Ohio an AAAM money market rating. The City's investment policy does not specifically address credit risk beyond the adherence to all relevant sections of the Ohio Revised Code.

**Concentration of Credit Risk** - The City places no limit on the amount it may invest in any one issuer.

**CITY OF PATASKALA, OHIO**

NOTES TO THE BASIC FINANCIAL STATEMENTS  
FOR THE YEAR ENDED DECEMBER 31, 2021

**NOTE 4 - DEPOSITS AND INVESTMENTS - (Continued)**

The following is the City's allocation as of December 31, 2021:

<u>Measurement/ investment type</u>	<u>Measurement Amount</u>	<u>% to Total</u>
<i>Fair value:</i>		
Negotiable CD's	11,349,126	79.50
FHLB	489,027	3.42
<i>Amortized cost:</i>		
STAR Ohio	<u>2,438,303</u>	<u>17.08</u>
<b>Total</b>	<b><u>\$ 14,276,456</u></b>	<b><u>100.00</u></b>

**D. Reconciliation of Cash and Investments to the Statement of Net Position**

The following is a reconciliation of cash and investments as reported in the note above to cash and investments as reported on the statement of net position as of December 31, 2021:

**Cash and Investments per Note**

Carrying amount of deposits	\$ 13,712,184
Investments	14,276,456
Cash with fiscal and escrow agent	<u>372,915</u>
<b>Total</b>	<b><u>\$ 28,361,555</u></b>

**Cash and Investments per Statement of Net Position**

Governmental activities	\$ 16,894,954
Business type activities	11,445,519
Custodial funds	<u>21,082</u>
<b>Total</b>	<b><u>\$ 28,361,555</u></b>

**NOTE 5 - INTERFUND TRANSACTIONS**

Interfund transfers for the year ended December 31, 2021, consisted of the following:

<u>Transfer to</u>	<u>Transfer from</u>		<u>Total</u>
	<u>Police</u>	<u>Nonmajor Governmental Funds</u>	
Debt service	\$ 22,500	\$ 297,118	\$ 319,618
<b>Total</b>	<b><u>\$ 22,500</u></b>	<b><u>\$ 297,118</u></b>	<b><u>\$ 319,618</u></b>

Transfers are used to move revenues from the fund that statute or budget requires to collect them to the fund that statute or budget requires to expend them; to move unrestricted revenues collected in the general fund to finance various programs accounted for in other funds in accordance with budgetary authorizations; to provide additional resources for current operations or debt service; reclassification of prior year distributed monies, to segregate money for anticipated capital projects; and to return money to the fund from which it was originally provided once a project is completed. The transfers out of the police fund and the nonmajor governmental funds to the debt service fund were for debt service payments.

Transfers were made in accordance with Ohio Revised Code Sections 5705.14, 5705.15 and 5705.16.

Transfers between governmental funds are eliminated on the government-wide financial statements.

**CITY OF PATASKALA, OHIO**

NOTES TO THE BASIC FINANCIAL STATEMENTS  
FOR THE YEAR ENDED DECEMBER 31, 2021

**NOTE 6 - PROPERTY TAXES**

Property taxes include amounts levied against all real and public utility property located in the City. Taxes collected from real property taxes (other than public utility) in one calendar year are levied in the preceding calendar year on the assessed value as of January 1 of that preceding year, the lien date. Assessed values are established by the County Auditor at thirty-five percent (35%) of appraised market value. All property is required to be revalued every six (6) years. Real property taxes are payable annually or semi-annually. If paid annually, payment is due December 31; if paid semi-annually, the first payment is due December 31, with the remainder payable by June 20. Under certain circumstances, State statute permits later payment dates to be established.

Public utility real and tangible personal property taxes collected in one calendar year are levied in the preceding calendar year on assessed values determined as of December 31 of the second year preceding the tax collection year, the lien date. Public utility tangible personal property is assessed at varying percentages of true value; public utility real property is assessed at 35 percent of true value. 2021 public utility property taxes became a lien December 31, 2020, are levied after October 1, 2021, and are collected in 2022 with real property taxes. Public utility property taxes are payable on the same dates as real property taxes described previously.

The Licking County Treasurer collects property taxes on behalf of all taxing districts in the County, including the City of Pataskala. The Licking County Auditor periodically remits to the City its portion of the taxes collected. Property taxes receivable represents real property taxes, public utility taxes and outstanding delinquencies which are measurable as of December 31, 2021 and for which there is an enforceable legal claim.

In the governmental funds, the current portion receivable has been offset by a deferred inflow of resources since the current taxes were not levied to finance 2021 operations and the collection of delinquent taxes has been offset by a deferred inflow of resources since the collection of the taxes during the available period is not subject to reasonable estimation. On a full accrual basis, collectible delinquent property taxes have been recorded as a receivable and revenue while on a modified accrual basis the revenue is deferred.

The full tax rate for all City operations for the year ended December 31, 2021 was \$2.90 per \$1,000 of assessed value.

The assessed values of real and tangible personal property upon which 2021 property tax receipts were based are as follows:

Real Property	\$ 491,105,267
Public Utility	<u>38,632,410</u>
<b>Total Assessed Value</b>	<b><u>\$ 529,737,677</u></b>

**NOTE 7 - INCOME TAXES**

The City levies a voted income tax of one percent (1.0%) on all income earned within the City (including business net profits), as well as on earned income of Pataskala residents earned outside the City. The City has a mandatory filing requirement for all residents and businesses operating in the City.

Employers within the City are required to withhold the tax on employee earnings, and to remit the tax to the City at least quarterly. Corporations and other individual taxpayers are also required to pay their estimated tax at least quarterly, and file a final return annually.

Income tax revenue is credited to four funds. During 2021, of the tax levied, the Street fund received 32.90%, the Police fund received 55.00%, the Debt Service fund received 10.60% and the Capital Improvements fund (a nonmajor governmental fund) received 1.50%. The revenues allocated to the funds shall be used for operations specific to those departments. Income tax collections allocated to the street, police, debt service and capital improvement funds totaled \$2,462,404; \$3,803,423; \$740,948; and \$108,687, respectively, for the year ended December 31, 2021.

**CITY OF PATASKALA, OHIO**

NOTES TO THE BASIC FINANCIAL STATEMENTS  
FOR THE YEAR ENDED DECEMBER 31, 2021

**NOTE 7 - INCOME TAXES – (Continued)**

RITA administers and collects income taxes for the City. Payments are remitted semi-monthly, net of estimated collection fees of three percent (3.0%). In June the year following collection, RITA calculates the actual cost of collection and either: (1) rebates the overpayment amount; or (2) charges the entity for underpayment. In 2021, the City was notified that its 2020 cost of collection was 2.44%, and the rebate amount was \$34,137. The JEDD income taxes are administered and collected by the City of Newark.

The Pataskala Corporate Park Joint Economic Development District fund (a nonmajor governmental fund) receives income taxes from collections within the Pataskala Corporate Park which are restricted for improvements within the park. This fund received \$1,985 in 2021.

**NOTE 8 - RECEIVABLES**

Receivables at December 31, 2021, consisted of income taxes, property taxes, accounts (billings for user charged services), special assessments, accrued interest, payments in lieu of taxes, and intergovernmental receivables arising from grants, entitlements and shared revenue. All intergovernmental receivables have been classified as “due from other governments” on the BFS. Receivables have been recorded to the extent that they are measurable at December 31, 2021.

A summary of the principal items of receivables reported on the statement of net position follows:

**Governmental activities:**

Income taxes	\$ 2,991,329
Real and other taxes	1,029,647
Accounts	114,292
Special assessments	2,871
Accrued interest	12,590
Payments in lieu of taxes	251,666
Due from other governments	820,132

**Business-type activities:**

Accounts	832,705
Special assessments	241,767
Accrued interest	9,963
Due from other governments	162

Receivables have been disaggregated on the face of the BFS. All receivables are expected to be collected within the subsequent year.

**NOTE 9 - TAX INCREMENT FINANCING (TIF) DISTRICT**

The City, pursuant to the Ohio Revised Code and City ordinances, has established a Tax Increment Financing District, or TIF. A TIF represents a designated geographic area wherein property values created after the commencement date of the TIF are exempt, in whole or in part, from property taxes. Owners of such property, however, must pay amounts equal to the property taxes, known as “payments in lieu of taxes” (PILOT), as though the TIF had not been established. These “PILOT” payments are then dedicated to the payments for various public improvements within or adjacent to the TIF area. Property values existing before the commencement date of a TIF continue to be subjected to property taxes.

**CITY OF PATASKALA, OHIO**

NOTES TO THE BASIC FINANCIAL STATEMENTS  
FOR THE YEAR ENDED DECEMBER 31, 2021

**NOTE 9 - TAX INCREMENT FINANCING (TIF) DISTRICT – (Continued)**

The City established the State Route 310 TIF fund which shall be maintained in the custody of the City. This fund shall receive PILOT revenues and property rollback payments and any money recorded in this fund may only be used for public infrastructure improvements associated with State Route 310 North and South TIF service areas as defined by Ordinance.

On July 6, 2021, City Council authorized the creation of the Refugee Road/Mink Street Tax Incremental Financing District pursuant to the Ohio Revised Code declaring that the increase in assessed value and providing for the exemption of 100% of the improvements from real property taxation constructed on new parcels and ending on the earlier of 30 years after such date such parcels appeared on the real estate tax lists or the date on which the City can no longer require service payments in lieu of taxes on any improvements within the TIF district. At December 31, 2021, no collections on this TIF have taken place.

PILOT revenue for 2021 was \$247,729 in the statement of activities. The TIF has longevity of the shorter period of 10 years or until there is no money available to be spent for the TIF areas. Any unspent funds remaining after the 10 year period shall be returned to the City's general fund in accordance with Ohio Revised Code Section 5709.43. The property tax exemption then ceases; PILOTs cease and property taxes then apply to the increased property values.

**NOTE 10 - CAPITAL ASSETS**

A. Governmental activities capital asset activity for the year ended December 31, 2021, was as follows.

<b><u>Governmental activities:</u></b>	<b><u>Balance</u></b>			<b><u>Balance</u></b>
	<b><u>12/31/20</u></b>	<b><u>Additions</u></b>	<b><u>Disposals</u></b>	<b><u>12/31/21</u></b>
<i>Capital assets, not being depreciated:</i>				
Land	\$ 1,315,414	\$ -	\$ -	\$ 1,315,414
Land improvements	17,077	-	-	17,077
Construction in progress	3,571,350	963,817	(3,664,371)	870,796
<b>Total capital assets, not being depreciated</b>	<b><u>4,903,841</u></b>	<b><u>963,817</u></b>	<b><u>(3,664,371)</u></b>	<b><u>2,203,287</u></b>
<i>Capital assets, being depreciated:</i>				
Land improvements	532,885	59,005	-	591,890
Buildings and improvements	8,088,501	19,923	-	8,108,424
Equipment	1,097,741	132,897	-	1,230,638
Vehicles	3,733,293	28,534	-	3,761,827
Infrastructure	38,504,188	6,756,865	-	45,261,053
<b>Total capital assets, being depreciated</b>	<b><u>51,956,608</u></b>	<b><u>6,997,224</u></b>	<b><u>-</u></b>	<b><u>58,953,832</u></b>
<i>Less: accumulated depreciation:</i>				
Land improvements	(207,677)	(22,104)	-	(229,781)
Buildings and improvements	(1,244,283)	(198,936)	-	(1,443,219)
Equipment	(638,420)	(64,798)	-	(703,218)
Vehicles	(2,566,162)	(227,236)	-	(2,793,398)
Infrastructure	(11,611,310)	(1,904,904)	-	(13,516,214)
<b>Total accumulated depreciation</b>	<b><u>(16,267,852)</u></b>	<b><u>(2,417,978)</u></b>	<b><u>-</u></b>	<b><u>(18,685,830)</u></b>
<b>Total capital assets, being depreciated, net</b>	<b><u>35,688,756</u></b>	<b><u>4,579,246</u></b>	<b><u>-</u></b>	<b><u>40,268,002</u></b>
<b>Governmental activities capital assets, net</b>	<b><u>\$ 40,592,597</u></b>	<b><u>\$ 5,543,063</u></b>	<b><u>\$ (3,664,371)</u></b>	<b><u>\$ 42,471,289</u></b>



**CITY OF PATASKALA, OHIO**

NOTES TO THE BASIC FINANCIAL STATEMENTS  
FOR THE YEAR ENDED DECEMBER 31, 2021

**NOTE 10 - CAPITAL ASSETS - (Continued)**

Depreciation expense was charged to functions/programs of the City as follows:

**Governmental activities:**

General government	\$ 319,415
Security of persons and property	250,905
Transportation	1,826,249
Leisure time activity	<u>21,409</u>
<b>Total Depreciation Expense - Governmental Activities</b>	<b><u>\$ 2,417,978</u></b>

B. Business-type activities capital asset activity for the year ended December 31, 2021, was as follows.

	<b>Balance</b>				<b>Balance</b>
<b><u>Business-type activities:</u></b>	<b><u>12/31/20</u></b>	<b><u>Additions</u></b>	<b><u>Disposals</u></b>		<b><u>12/31/21</u></b>
<i>Capital Assets, Not Being Depreciated:</i>					
Land	\$ 654,893	\$ -	\$ -		\$ 654,893
Construction in progress	<u>590,224</u>	<u>780,232</u>	<u>-</u>		<u>1,370,456</u>
<b>Total Capital Assets, Not Being Depreciated</b>	<b><u>1,245,117</u></b>	<b><u>780,232</u></b>	<b><u>-</u></b>		<b><u>2,025,349</u></b>
<i>Capital Assets, Being Depreciated:</i>					
Land improvements	11,647,993	-	-		11,647,993
Buildings and improvements	2,791,902	-	-		2,791,902
Equipment	192,286	12,634	-		204,920
Vehicles	333,663	34,561	-		368,224
Infrastructure	<u>11,723,088</u>	<u>847,989</u>	<u>-</u>		<u>12,571,077</u>
<b>Total Capital Assets, Being Depreciated</b>	<b><u>26,688,932</u></b>	<b><u>895,184</u></b>	<b><u>-</u></b>		<b><u>27,584,116</u></b>
<i>Less: Accumulated Depreciation:</i>					
Land improvements	(4,316,783)	(284,255)	-		(4,601,038)
Buildings and improvements	(2,124,791)	(65,365)	-		(2,190,156)
Equipment	(117,506)	(12,994)	-		(130,500)
Vehicles	(250,404)	(19,450)	-		(269,854)
Infrastructure	<u>(5,944,255)</u>	<u>(250,143)</u>	<u>-</u>		<u>(6,194,398)</u>
<b>Total Accumulated Depreciation</b>	<b><u>(12,753,739)</u></b>	<b><u>(632,207)</u></b>	<b><u>-</u></b>		<b><u>(13,385,946)</u></b>
<b>Total Capital Assets, Being Depreciated, Net</b>	<b><u>13,935,193</u></b>	<b><u>262,977</u></b>	<b><u>-</u></b>		<b><u>14,198,170</u></b>
<b>Business-Type Activities Capital Assets, Net</b>	<b><u>\$ 15,180,310</u></b>	<b><u>\$ 1,043,209</u></b>	<b><u>\$ -</u></b>		<b><u>\$ 16,223,519</u></b>

**CITY OF PATASKALA, OHIO**

NOTES TO THE BASIC FINANCIAL STATEMENTS  
FOR THE YEAR ENDED DECEMBER 31, 2021

**NOTE 10 - CAPITAL ASSETS - (Continued)**

Depreciation expense was charged to fund's (business-type activities) of the City as follows:

**Business-type activities:**

Water	\$ 311,438
Sewer	<u>320,769</u>
<b>Total Depreciation Expense - Business Type Activities</b>	<b><u>\$ 632,207</u></b>

**NOTE 11 - OTHER EMPLOYEE BENEFITS**

**Compensated Absences**

Employees earn vacation at different rates which are also affected by length of service. Vacation is accrued each pay and may be carried over within established limits. The maximum number of hours which may be accrued is based on years of service. Vacation and sick leave accumulated by governmental fund type employees has been recorded in the statement of net position to the extent they were not paid using current expendable available resources. Vacation and sick leave earned by proprietary funds type employees is expensed when earned and has been recorded in the respective fund.

Employees are permitted to earn compensatory-time in lieu of being paid overtime, and may accrue a maximum of hours and may be carried forward to the next year.

As of December 31, 2021, the liability for compensated absences in governmental activities and business-type activities was \$128,251 and \$34,268, respectively. Amounts due within one year for compensated absences was \$101,756 and \$30,560 in the governmental activities and business-type activities, respectively.

**NOTE 12 - CAPITAL LEASES - LESSEE DISCLOSURE**

In the current year, the City entered into capital lease agreements for a dump truck and chassis. In the previous years, the City entered into capital lease agreements for the acquisition of a service truck, dump truck, copiers, mini track hoe and skid steer. These leases meet the criteria of a capital lease which defines a capital lease generally as one which transfers benefits and risks of ownership to the lessee at the conclusion of the lease term. Capital lease payments have been reclassified and are reflected as debt service expenditures in the basic financial statements. These expenditures are reflected as program/function expenditures on a budgetary basis.

Vehicles and equipment in the amount of \$655,188 have been capitalized, which is equal to the present value of the future minimum lease payment at the time of acquisition. A corresponding liability was recorded. Accumulated depreciation on the vehicles totaled \$111,116, leaving a current book value of \$544,072.

Copiers in the amount of \$23,061 have not been capitalized since the assets do not meet the City's capitalization threshold. A liability for the copiers of \$2,491 at December 31, 2021 has been recorded in the government-wide financial statements.

Principal and interest payments in 2021 totaled \$4,398 and \$143, respectively, are reported as debt service payments of the general fund. Principal and interest payments of \$125,684 and \$10,139, respectively, are reported as debt service payments in the street fund. Principal and interest payments of \$2,776 and \$148 respectively, are reported as debt service payments in the police fund.

**CITY OF PATASKALA, OHIO**

NOTES TO THE BASIC FINANCIAL STATEMENTS  
FOR THE YEAR ENDED DECEMBER 31, 2021

**NOTE 12 – CAPITAL LEASES - LESSEE DISCLOSURE – (Continued)**

The following is a schedule of the future minimum lease payments required under the capital leases and the present value of the future minimum lease payments as of December 31, 2021:

<u>Fiscal Year Ending December 31,</u>	<u>Amount</u>
2022	\$ 138,350
2023	102,378
2024	79,334
2025	<u>40,851</u>
<b>Total minimum lease payment</b>	<b>360,913</b>
Less: amount representing interest	<u>(22,836)</u>
<b>Present value of minimum lease payments</b>	<b><u>\$ 338,077</u></b>

**NOTE 13 - LONG-TERM OBLIGATIONS**

A. During 2021, the following activity occurred in the City's governmental long-term obligations.

	<u>Balance 12/31/20</u>	<u>Additions</u>	<u>Reductions</u>	<u>Balance 12/31/21</u>	<u>Amounts Due in One Year</u>
<b>Governmental activities:</b>					
<u>General Obligation Bonds</u>					
Series 2014 general obligation bonds	\$ 4,965,000	\$ -	\$ (300,000)	\$ 4,665,000	\$ 305,000
Series 2018 police facility bonds	<u>4,095,000</u>	<u>-</u>	<u>(260,000)</u>	<u>3,835,000</u>	<u>270,000</u>
<b>Total General Obligation Bonds</b>	<b><u>9,060,000</u></b>	<b><u>-</u></b>	<b><u>(560,000)</u></b>	<b><u>8,500,000</u></b>	<b><u>575,000</u></b>
<u>Direct Borrowings</u>					
Miscellaneous loans payable	261,785	-	(122,500)	139,285	122,500
SIB loan	35,322	-	(35,322)	-	-
OPWC loans	<u>187,196</u>	<u>-</u>	<u>(14,968)</u>	<u>172,228</u>	<u>14,968</u>
<b>Total Direct Borrowings</b>	<b><u>484,303</u></b>	<b><u>-</u></b>	<b><u>(172,790)</u></b>	<b><u>311,513</u></b>	<b><u>137,468</u></b>
<u>Other Obligations</u>					
Capital leases	277,835	193,100	(132,858)	338,077	127,039
Net pension liability	4,784,322	283,903	(358,035)	4,710,190	-
Net OPEB liability	1,540,157	73,251	(1,054,351)	559,057	-
Compensated absences	<u>137,481</u>	<u>249,978</u>	<u>(259,208)</u>	<u>128,251</u>	<u>101,756</u>
<b>Total Other Obligations</b>	<b><u>6,739,795</u></b>	<b><u>800,232</u></b>	<b><u>(1,804,452)</u></b>	<b><u>5,735,575</u></b>	<b><u>228,795</u></b>
<b>Total Governmental Activities Long-Term Obligations</b>	<b><u>\$ 16,284,098</u></b>	<b><u>\$ 800,232</u></b>	<b><u>\$ (2,537,242)</u></b>	14,547,088	<b><u>\$ 941,263</u></b>
Add: unamortized premium on bond issuance				<u>159,580</u>	
<b>Total Reported on Statement of Net Position</b>				<b><u>\$ 14,706,668</u></b>	

Series 2014 General Obligation Bonds: On October 30, 2014, the City issued \$6,630,000 in Series 2014 general obligation bonds to refund the bond anticipation notes - Series 2013B and bond anticipation notes - Series 2014, as well as to provide \$1,955,000 in proceeds for street projects. This bond issue was part of an overall bond issue of \$9,390,000 with \$2,760,000 being reported in the business-type activities (see Note 13.B). The bonds carry interest rates ranging from 2.00-4.00% and have a final maturity date of December 1, 2034. Principal and interest payments are made from the Debt Service fund.

## CITY OF PATASKALA, OHIO

### NOTES TO THE BASIC FINANCIAL STATEMENTS FOR THE YEAR ENDED DECEMBER 31, 2021

#### NOTE 13 - LONG-TERM OBLIGATIONS - (Continued)

Series 2018 Police Facilities Bonds: On February 20, 2018, the City issued \$4,600,000 in general obligation bonds to construct a new police station. The issue is comprised of current interest bonds, par value \$4,600,000. The interest rates on the current interest bonds is 2.74%. Interest payments on the current interest bonds are due on June 1 and December 1 of each year. The final maturity stated in the issue is December 1, 2033. Principal and interest payments are made from the Debt Service fund.

Miscellaneous Loans: During 2014, the City entered into a loan agreement with the State of Ohio Development Service Agency for a Local Government Innovation Fund (LGIF) Loan in the amount of \$174,285 for a Multi-Agency Radio Communications System (MARCS) that will be shared with the West Licking Joint Fire District. The loan is a 0% loan and has a final maturity date of April 30, 2023. Principal and interest payments are made from the Debt Service fund.

On June 9, 2015, the City entered into a loan with Park National Bank in the amount of \$1,400,000 for the State Route 310/Main St. improvements. Of this amount, \$700,000 was related to governmental activities. The loan carries an interest rate of 3.35% and has a final maturity date of June 1, 2022. Principal and interest payments are made from the Debt Service fund.

These loans are considered direct borrowings. Direct borrowings have terms negotiated directly between the City and the lender and are not offered for public sale.

State Infrastructure Bank Loan: On September 30, 2010, the City entered into an agreement with the Ohio Department of Transportation for a State Infrastructure Bank (“SIB”) direct loan transaction for the Summit Road South Project in the amount of \$317,000. This loan is considered a direct borrowing. Direct borrowings have terms negotiated directly between the City and the lender and are not offered for public sale. The loan agreement functions similar to a line-of-credit agreement. The loan carried an interest rate of 3.00% and had a final maturity date of July 18, 2021.

At December 31, 2021, there were no further obligations outstanding. Principal and interest payments were made from the Debt Service fund.

OPWC Loans: The Ohio Public Works Commission (OPWC) loans are general obligations of the City, and principal and interest will be repaid from the Debt Service fund. These loans are considered direct borrowings. Direct borrowings have terms negotiated directly between the City and the lender and are not offered for public sale. The OPWC loans are interest free, providing repayment remains current. At December 31, 2021, the City had OPWC loans outstanding for Refugee Road, Mink Street and Columbia Road Culvert.

In the event of default, the OPWC may (1) charge an 8% default interest rate from the date of the default to the date of the payment and charge the City for all costs incurred by the OPWC in curing the default, (2) in accordance with Ohio Revised Code 164.05, direct the county treasurer of the county in which the City is located to pay the amount of the default from funds that would otherwise be appropriated to the City from such county’s undivided local government fund pursuant to ORC 5747.51-5747.53, or (3) at its discretion, declare the entire principal amount of loan then remaining unpaid, together with all accrued interest and other charges, become immediately due and payable.

Capital Lease Obligation: Capital lease obligations will be paid from the general fund, Street fund and Police fund. See Note 12 for details.

Net pension liability and net OPEB liability: See Notes 15 and 16 for more details. The City pays obligations related to employee compensation from the fund benefitting from their service which for the City, is primarily the general, Street and Police funds.

Compensated Absences: Compensated absences will be paid from the fund from which the employees’ salaries are paid. For the City’s governmental activities, this is the general, Street and Police funds.

**CITY OF PATASKALA, OHIO**

NOTES TO THE BASIC FINANCIAL STATEMENTS  
FOR THE YEAR ENDED DECEMBER 31, 2021

**NOTE 13 - LONG-TERM OBLIGATIONS - (Continued)**

A summary of the City's future debt service requirements for governmental activities long-term obligations outstanding as of December 31, 2021 are as follows:

<b>Year Ending December 31,</b>	<b>Series 2014 GO Bonds</b>		
	<b>Principal</b>	<b>Interest</b>	<b>Total</b>
2022	\$ 305,000	\$ 148,224	\$ 453,224
2023	310,000	142,125	452,125
2024	320,000	135,924	455,924
2025	320,000	129,127	449,127
2026	330,000	122,325	452,325
2027 - 2031	1,815,000	446,251	2,261,251
2032 - 2034	1,265,000	102,600	1,367,600
<b>Total</b>	<b>\$ 4,665,000</b>	<b>\$ 1,226,576</b>	<b>\$ 5,891,576</b>

<b>Year Ending December 31,</b>	<b>Series 2018 Police Facility Bonds</b>		
	<b>Principal</b>	<b>Interest</b>	<b>Total</b>
2022	\$ 270,000	\$ 101,380	\$ 371,380
2023	280,000	93,845	373,845
2024	285,000	86,105	371,105
2025	295,000	78,159	373,159
2026	305,000	69,938	374,938
2027 - 2031	1,660,000	217,419	1,877,419
2032 - 2033	740,000	20,412	760,412
<b>Total</b>	<b>\$ 3,835,000</b>	<b>\$ 667,258</b>	<b>\$ 4,502,258</b>

<b>Year Ending December 31,</b>	<b>Miscellaneous Loans - Direct Borrowing</b>		
	<b>Principal</b>	<b>Interest</b>	<b>Total</b>
2022	\$ 122,500	\$ 1,694	\$ 124,194
2023	16,785	-	16,785
<b>Total</b>	<b>\$ 139,285</b>	<b>\$ 1,694</b>	<b>\$ 140,979</b>

<b>Year Ending December 31,</b>	<b>OPWC Loans - Direct Borrowing</b>		
	<b>Principal</b>	<b>Interest</b>	<b>Total</b>
2022	\$ 14,968	\$ -	\$ 14,968
2023	14,967	-	14,967
2024	14,968	-	14,968
2025	14,967	-	14,967
2026	14,967	-	14,967
2027 - 2031	48,332	-	48,332
2032 - 2036	30,660	-	30,660
2037 - 2040	18,399	-	18,399
<b>Total</b>	<b>\$ 172,228</b>	<b>\$ -</b>	<b>\$ 172,228</b>

**CITY OF PATASKALA, OHIO**

NOTES TO THE BASIC FINANCIAL STATEMENTS  
FOR THE YEAR ENDED DECEMBER 31, 2021

**NOTE 13 - LONG-TERM OBLIGATIONS - (Continued)**

B. During 2021, the following activity occurred in the City's business-type long-term obligations.

<b>Business-type activities:</b>	<b>Interest Rate</b>	<b>Balance 12/31/20</b>	<b>Additions</b>	<b>Reductions</b>	<b>Balance 12/31/21</b>	<b>Amounts Due in One Year</b>
<u>General Obligation Bonds</u>						
Series 2014 Sewer bonds	2.00-4.00%	\$ 980,000	\$ -	\$ (60,000)	\$ 920,000	\$ 60,000
Series 2014 Water bonds	2.00-4.00%	1,080,000	-	(65,000)	1,015,000	65,000
Series 2015 Water refunding bonds	2.00-4.00%	4,730,000	-	(220,000)	4,510,000	220,000
<b>Total General Obligation Bonds</b>		<b>6,790,000</b>	<b>-</b>	<b>(345,000)</b>	<b>6,445,000</b>	<b>345,000</b>
<u>OWDA Loans - Direct Borrowing</u>						
Sewer planning loan #5374	3.25%	26,676	-	(2,597)	24,079	2,682
Sewer design loan #5917	3.17%	252,763	-	(12,348)	240,415	12,742
Sewer system loan #5735	2.66%	2,464,592	-	(206,379)	2,258,213	211,905
Sewer system loan #8927	0.00%	679,606	787,479	-	1,467,085	-
<b>Total OWDA loans - Direct Borrowing</b>		<b>3,423,637</b>	<b>787,479</b>	<b>(221,324)</b>	<b>3,989,792</b>	<b>227,329</b>
<u>Other Obligations</u>						
Miscellaneous loans payable - direct borrowing	3.35%	200,000	-	(100,000)	100,000	100,000
Net pension liability		864,542	-	(193,776)	670,766	-
Net OPEB liability		619,598	-	(619,598)	-	-
Compensated absences		43,570	72,794	(82,096)	34,268	30,560
<b>Total Other Obligations</b>		<b>1,727,710</b>	<b>72,794</b>	<b>(995,470)</b>	<b>805,034</b>	<b>130,560</b>
<b>Total Business-Type Activities Long-Term Obligations</b>		<b>\$ 11,941,347</b>	<b>\$ 860,273</b>	<b>\$ (1,561,794)</b>	<b>11,239,826</b>	<b>\$ 702,889</b>
Add: Unamortized premium on bond issue					342,873	
<b>Total Reported on the Statement of Net Position</b>					<b>\$ 11,582,699</b>	

General Obligation Bonds: The sewer bonds are general obligation bonds, which are supported by the full faith and credit of the City.

On October 30, 2014, the City issued \$1,310,000 in Series 2014 general obligation bonds for the Sewer fund and \$1,450,000 for the Water fund to refund the bond anticipation notes - Series 2013B and bond anticipation notes - Series 2014. This bond issue was part of an overall bond issue of \$9,390,000 with \$6,630,000 being reported in the governmental activities (See Note 13.A). The bonds carry interest rates ranging from 2.00-4.00% and have a final maturity date of December 1, 2034.

On December 29, 2015, the City issued \$5,460,000 in Series 2015 Water Refunding Bonds to advance refund \$5,330,000 of the Series 2007 Water System Improvement General Obligation Bonds. The refunded debt is considered defeased (in-substance) and accordingly, has been removed from the statement of net position. The refunding bonds are comprised of current interest bonds, par value \$5,460,000. Principal and interest payments are made from the Water fund and are due on June 1 and December 1 of each year. The refunding bonds carry interest rates ranging from 2.00-4.00% and have a final maturity date of December 1, 2037. The balance of the refunded bonds outstanding was \$4,630,000 at December 31, 2021.

**CITY OF PATASKALA, OHIO**

NOTES TO THE BASIC FINANCIAL STATEMENTS  
FOR THE YEAR ENDED DECEMBER 31, 2021

**NOTE 13 - LONG-TERM OBLIGATIONS - (Continued)**

The reacquisition price of the Series 2015 bonds exceeded the net carrying amount of the old debt by \$336,043. This amount is being netted against the new debt and amortized over the remaining life of the refunded debt, which equal to the life of the Series 2015 issued. This advance refunding was undertaken to reduce the combined total debt service payments by \$831,166 and resulted in an economic gain of \$644,347.

OWDA Loans: The City has entered into debt financing arrangements through the Ohio Water Development Authority (OWDA) to fund construction projects. These loans are considered direct borrowings. Direct borrowings have terms negotiated directly between the City and the lender and are not offered for public sale. In the event of default, the OWDA may declare the full amount of the then unpaid original loan amount to be immediately due and payable and/or require the City to pay any fines, penalties, interest, or late charges associated with the default. The amounts due to OWDA are intended to be paid primarily from water and sewer revenues. The loan agreements function similar to a line-of-credit agreement. At December 31, 2021, the City had outstanding borrowings of \$3,989,792. During 2021, the Sewer fund made \$221,324 in principal payments on the OWDA loans.

The City has pledged future sewer revenues to repay the sewer system, sewer planning and sewer design OWDA loans. The loans are payable solely from Sewer fund revenues. Annual principal and interest payments on the loans are expected to require 18.10% of the Sewer fund net revenues and 12.14% of total operating revenues. Principal and interest paid for the current year were \$294,280, total net revenues were \$1,626,278 and total operating revenues were \$2,423,403.

Miscellaneous Loan: On June 9, 2015, the City entered into a loan with Park National Bank in the amount of \$1,400,000 for the State Route 310/Main St. improvements. This loan is considered a direct borrowing. Direct borrowings have terms negotiated directly between the City and the lender and are not offered for public sale. Of this amount, \$700,000 was related to business-type activities in the water fund. The loan carries an interest rate of 3.35% and has a final maturity date of June 1, 2022.

Net pension liability and net OPEB liability: See Notes 15 and 16 for details. The City pays obligations related to employee compensation from the fund benefitting from their service which for the City, are the water and sewer funds.

Compensated Absences: Compensated absences will be paid from the fund from which the employees' salaries are paid. For the City's business-type activities, this is the water fund and sewer fund.

The future debt service requirements for business-type activities long-term obligations outstanding as of year-end are as follows. OWDA sewer system loan #8927 is ongoing and does not have an amortization schedule available.

<u>Year Ending</u> <u>December 31,</u>	<u>General Obligation Bonds</u>		
	<u>Principal</u>	<u>Interest</u>	<u>Total</u>
2022	\$ 345,000	\$ 218,976	\$ 563,976
2023	350,000	212,074	562,074
2024	365,000	205,076	570,076
2025	370,000	197,609	567,609
2026	385,000	189,750	574,750
2027 - 2031	2,105,000	748,925	2,853,925
2032 - 2036	2,160,000	317,200	2,477,200
2037	365,000	14,600	379,600
<b>Total</b>	<b><u>\$ 6,445,000</u></b>	<b><u>\$ 2,104,210</u></b>	<b><u>\$ 8,549,210</u></b>

**CITY OF PATASKALA, OHIO**

NOTES TO THE BASIC FINANCIAL STATEMENTS  
FOR THE YEAR ENDED DECEMBER 31, 2021

**NOTE 13 - LONG-TERM OBLIGATIONS - (Continued)**

<u>Year Ending December 31,</u>	<u>OWDA Loans - Direct Borrowing</u>		
	<u>Principal</u>	<u>Interest</u>	<u>Total</u>
2022	\$ 227,329	\$ 66,950	\$ 294,279
2023	233,498	60,782	294,280
2024	239,835	54,444	294,279
2025	246,344	47,934	294,278
2026	253,031	41,249	294,280
2027 - 2031	1,229,653	99,570	1,329,223
2032 - 2036	93,017	8,299	101,316
<b>Total</b>	<b><u>\$ 2,522,707</u></b>	<b><u>\$ 379,228</u></b>	<b><u>\$ 2,901,935</u></b>

<u>Year Ending December 31,</u>	<u>Miscellaneous Loan - Direct Borrowing</u>		
	<u>Principal</u>	<u>Interest</u>	<u>Total</u>
2022	\$ 100,000	\$ 1,694	\$ 101,694

**C. Legal Debt Margin**

The Ohio Revised Code provides that the net debt of a municipal corporation, whether or not approved by the electors, shall not exceed 10.5% of the total value of all property in the municipal corporation as listed and assessed for taxation. In addition, the unvoted net debt of municipal corporations cannot exceed 5.5% of the total taxation value of property. The assessed valuation used in determining the City’s legal debt margin has been modified by House Bill 530 which became effective March 30, 2006. In accordance with House Bill 530, the assessed valuation used in calculating the City’s legal debt margin calculation excludes tangible personal property used in business, telephone or telegraph property, interexchange telecommunications company property, and personal property owned or leased by a railroad company and used in railroad operations. The statutory limitations on debt are measured by a direct ratio of net debt to tax valuation and expressed in terms of a percentage. At December 31, 2021, the City’s total debt margin was \$56,015,917 and the unvoted debt margin was \$29,135,572.

**NOTE 14 - RISK MANAGEMENT**

**A. Risk Pool Membership**

The City belongs to the Ohio Plan Risk Management, Inc. – formerly known as the Ohio Plan Risk Management (the "Plan" or "OPRM"), a non-assessable, incorporated non-profit providing a formalized, jointly administered self-insurance risk management program and other administrative services to Ohio governments ("Members"). The Plan is legally separate from its members.

Pursuant to Section 2744.081 of the Ohio Revised Code the Plan provides property, liability, errors and omissions, law enforcement, automobile, excess liability, crime, surety and bond, inland marine and other coverages to its members sold through 14 appointed independent agents in the State of Ohio.

OPRM coverage programs are developed specific to each member’s risk management needs and the related premiums for coverage are determined through the application of uniform underwriting criteria addressing the member’s exposure to loss. Until November 1, 2016, the OPRM retained 50% of the premium and losses on the first \$250,000 casualty treaty and 30% of the first \$1,000,000 property treaty. Effective November 1, 2017, the OPRM retains 47% of the premium and losses on the first \$250,000 casualty treaty and 30% of the first \$1,000,000 property treaty. Members are only responsible for their self-retention (deductible) amounts, which vary from member to member. OPRM had 776 members as of December 31, 2020, (latest information available).



CITY OF PATASKALA, OHIO

NOTES TO THE BASIC FINANCIAL STATEMENTS  
FOR THE YEAR ENDED DECEMBER 31, 2021

**NOTE 14 - RISK MANAGEMENT – (Continued)**

Plan members are responsible to notify the Plan of their intent to renew coverage by their renewal date. If a member chooses not to renew with the Plan, they have no other financial obligation to the Plan, but still need to promptly notify the Plan of any potential claims occurring during their membership period. The former member's covered claims, which occurred during their membership period, remain the responsibility of the Plan.

Settlement amounts did not exceed insurance coverage for the past three fiscal years. There have been no significant reductions in coverage levels from prior year levels.

The Pool's audited financial statements conform to generally accepted accounting principles, and reported the following assets, liabilities and retained earnings at December 31, 2020 and 2019 (the latest information available):

	<u>2019</u>	<u>2020</u>
Assets	\$15,920,504	\$15,065,412
Liabilities	<u>(11,329,011)</u>	<u>(10,734,623)</u>
<b>Members' Equity</b>	<b><u>\$ 4,591,493</u></b>	<b><u>\$ 4,330,789</u></b>

You can read the complete audited financial statements for The Ohio Plan Risk Management at the Plan's website, [www.ohioplan.org](http://www.ohioplan.org).

**B. Workers' Compensation**

During 2021, the City participated in the Ohio Bureau of Workers' Compensation (BWC) Individual Retrospective Rating Program (Retrospective Program). The Retrospective Program is an alternative rating plan that allows the employer to initially pay BWC less in premiums than it would without the plan. An employer participating in the Retrospective Program may earn a possible premium reduction by assuming a portion of the risk of workers' compensation claims. If the employer's total cost is below what they would have paid had they not enrolled in the Retrospective Program, they realize the difference in savings. The Retrospective Program is intended to achieve lower workers' compensation premiums and claims costs by promoting safe working conditions and environments for the employees.

**C. Employee Medical, Dental, Vision and Life**

On January 1, 2018, the City joined the Central Ohio Health Care Consortium (COHCC), a risk-sharing pool, which provides employee health care benefits for all full-time employees who wish to participate in the plan. The COHCC consists of eleven political subdivisions that pool risk for basic hospital, surgical and prescription drug coverage. The COHCC is governed by a Board of Directors consisting of one director appointed by each member municipality. The Board elects a chairman, vice-chairman, secretary and treasurer. The Board is responsible for its own financial matters and the COHCC maintains its own books of account. Budgeting and financing of the COHCC are subject to the approval of the Board. The City pays monthly contributions to the COHCC, which are used to purchase excess loss insurance for the COHCC to pay current claims and related claim settlement expenses and to establish and maintain sufficient reserves. The monthly contribution is determined for each member in accordance with the number of covered officers and employees, and the prior loss experience of the respective member group. The members' contributions represent 115 percent of the expected costs of the COHCC, which will allow the COHCC to establish excess reserves for future operations. The funds are maintained in a bank trust account established for the sole purpose and benefit of the COHCC's operations. Financial information for the COHCC, 141 East Broadway, PO Box 514 Granville, Ohio 43023.

**CITY OF PATASKALA, OHIO**

**NOTES TO THE BASIC FINANCIAL STATEMENTS  
FOR THE YEAR ENDED DECEMBER 31, 2021**

**NOTE 14 - RISK MANAGEMENT – (Continued)**

The COHCC purchases specific stop loss insurance to protect the self-funded plan against large medical/Rx claims at the member level. This specific stop loss coverage has a \$250,000 deductible for individual member claims paid during the calendar year, regardless of when the claim (date of service) was incurred. The COHCC funds individual member claims up to \$250,000 on a calendar year basis, and the stop loss insurance company covers individual member's claim amounts over the \$250,000 deductible. In the event that the losses of the consortium in any year exceeds amounts paid to the COHCC, together with all stop-loss, reinsurance and other coverage then in effect, then the payment of all uncovered losses shall revert to and be the sole obligation of the political subdivision against which the claim was made. No such loss has occurred in the past five years.

The City currently has no specified percentage share of the COHCC. The only time at which a percentage share would be calculated occurs if the COHCC votes to terminate ongoing operations. After a vote to terminate the COHCC, the Board would wind-up the COHCC's business as quickly as practicable, but in any event would complete this process no later than twelve months after the termination date. During such period, the COHCC would continue to pay all claims and expenses until the COHCC's funds are exhausted. After payment of all claims and expenses, or upon the termination of the aforesaid twelve month period, any remaining surplus funds held by the COHCC would be paid to the members of the COHCC who are members as of the termination date. The Board would determine the manner in which such surplus funds would be distributed and would consider the percentage relationship which each member's contributions to the COHCC for the prior three calendar years of the COHCC bore to all members' contributions to the COHCC for that same period. The City's payment for health insurance coverage to COHCC in 2021 was \$795,440.

Dental, vision and life insurance benefits are also provided. The family and single rates are not gender and age sensitive, and are the same for each class of employees.

**NOTE 15 - DEFINED BENEFIT PENSION PLANS**

The Statewide retirement systems provide both pension benefits and other postemployment benefits (OPEB).

***Net Pension Liability/Asset and Net OPEB Liability/Asset***

Pensions and OPEB are a component of exchange transactions – between an employer and its employees – of salaries and benefits for employee services. Pensions are provided to an employee – on a deferred-payment basis – as part of the total compensation package offered by an employer for employee services each financial period.

The net pension liability/asset and the net OPEB liability/asset represent the City's proportionate share of each pension/OPEB plan's collective actuarial present value of projected benefit payments attributable to past periods of service, net of each pension/OPEB plan's fiduciary net position. The net pension/OPEB liability/asset calculation is dependent on critical long-term variables, including estimated average life expectancies, earnings on investments, cost-of-living adjustments and others. While these estimates use the best information available, unknowable future events require adjusting this estimate annually.

Ohio Revised Code limits the City's obligation for this liability to annually required payments. The City cannot control benefit terms or the manner in which pensions/OPEB are financed; however, the City does receive the benefit of employees' services in exchange for compensation including pension and OPEB.

**CITY OF PATASKALA, OHIO**

**NOTES TO THE BASIC FINANCIAL STATEMENTS  
FOR THE YEAR ENDED DECEMBER 31, 2021**

**NOTE 15 - DEFINED BENEFIT PENSION PLANS - (Continued)**

GASB 68/75 assumes the liability/asset is solely the obligation of the employer, because (1) they benefit from employee services; and (2) State statute requires funding to come from these employers. All pension contributions to date have come solely from these employers (which also includes pension costs paid in the form of withholdings from employees). The retirement systems may allocate a portion of the employer contributions to provide for these OPEB benefits. In addition, health care plan enrollees pay a portion of the health care costs in the form of a monthly premium. State statute requires the retirement systems to amortize unfunded pension liabilities within 30 years. If the pension amortization period exceeds 30 years, each retirement system's board must propose corrective action to the State legislature. Any resulting legislative change to benefits or funding could significantly affect the net pension/OPEB liability. Resulting adjustments to the net pension/OPEB liability would be effective when the changes are legally enforceable. The Ohio Revised Code permits, but does not require, the retirement systems to provide health care to eligible benefit recipients.

The proportionate share of each plan's unfunded benefits is presented as a long-term net pension/OPEB liability/asset on the accrual basis of accounting. Any liability for the contractually-required pension/OPEB contribution outstanding at the end of the year is included in pension and postemployment benefits payable on both the accrual and modified accrual bases of accounting.

The remainder of this note includes the pension disclosures. See Note 16 for the OPEB disclosures.

***Plan Description - Ohio Public Employees Retirement System (OPERS)***

Plan Description - City employees, other than full-time police, participate in the Ohio Public Employees Retirement System (OPERS). OPERS administers three separate pension plans. The traditional pension plan is a cost-sharing, multiple-employer defined benefit pension plan. The member-directed plan is a defined contribution plan and the combined plan is a combination cost-sharing, multiple-employer defined benefit/defined contribution pension plan. Participating employers are divided into state, local, law enforcement and public safety divisions. While members in the state and local divisions may participate in all three plans, law enforcement and public safety divisions exist only within the traditional plan.

OPERS provides retirement, disability, survivor and death benefits, and annual cost of living adjustments to members of the traditional and combined plans. Authority to establish and amend benefits is provided by Chapter 145 of the Ohio Revised Code. OPERS issues a stand-alone financial report that includes financial statements, required supplementary information and detailed information about OPERS' fiduciary net position that may be obtained by visiting <https://www.opers.org/financial/reports.shtml>, by writing to the Ohio Public Employees Retirement System, 277 East Town Street, Columbus, Ohio 43215-4642, or by calling 800-222-7377.

**CITY OF PATASKALA, OHIO**

NOTES TO THE BASIC FINANCIAL STATEMENTS  
FOR THE YEAR ENDED DECEMBER 31, 2021

**NOTE 15 - DEFINED BENEFIT PENSION PLANS - (Continued)**

Senate Bill (SB) 343 was enacted into law with an effective date of January 7, 2013. In the legislation, members in the traditional and combined plans were categorized into three groups with varying provisions of the law applicable to each group. The following table provides age and service requirements for retirement and the retirement formula applied to final average salary (FAS) for the three member groups under the traditional and combined plans as per the reduced benefits adopted by SB 343 (see OPERS Annual Report referenced above for additional information, including requirements for reduced and unreduced benefits):

<b>Group A</b> Eligible to retire prior to January 7, 2013 or five years after January 7, 2013	<b>Group B</b> 20 years of service credit prior to January 7, 2013 or eligible to retire ten years after January 7, 2013	<b>Group C</b> Members not in other Groups and members hired on or after January 7, 2013
<b>State and Local</b>	<b>State and Local</b>	<b>State and Local</b>
<b>Age and Service Requirements:</b> Age 60 with 60 months of service credit or Age 55 with 25 years of service credit	<b>Age and Service Requirements:</b> Age 60 with 60 months of service credit or Age 55 with 25 years of service credit	<b>Age and Service Requirements:</b> Age 57 with 25 years of service credit or Age 62 with 5 years of service credit
<b>Traditional Plan Formula:</b> 2.2% of FAS multiplied by years of service for the first 30 years and 2.5% for service years in excess of 30	<b>Traditional Plan Formula:</b> 2.2% of FAS multiplied by years of service for the first 30 years and 2.5% for service years in excess of 30	<b>Traditional Plan Formula:</b> 2.2% of FAS multiplied by years of service for the first 35 years and 2.5% for service years in excess of 35
<b>Combined Plan Formula:</b> 1% of FAS multiplied by years of service for the first 30 years and 1.25% for service years in excess of 30	<b>Combined Plan Formula:</b> 1% of FAS multiplied by years of service for the first 30 years and 1.25% for service years in excess of 30	<b>Combined Plan Formula:</b> 1% of FAS multiplied by years of service for the first 35 years and 1.25% for service years in excess of 35

Final Average Salary (FAS) represents the average of the three highest years of earnings over a member’s career for Groups A and B. Group C is based on the average of the five highest years of earnings over a member’s career.

Members who retire before meeting the age and years of service credit requirement for unreduced benefits receive a percentage reduction in the benefit amount. The initial amount of a member’s pension benefit is vested upon receipt of the initial benefit payment for calculation of an annual cost-of-living adjustment.

When a traditional plan benefit recipient has received benefits for 12 months, current law provides for an annual cost of living adjustment (COLA). This COLA is calculated on the base retirement benefit at the date of retirement and is not compounded. Members retiring under the combined plan receive a cost-of-living adjustment on the defined benefit portion of their pension benefit. For those who retired prior to January 7, 2013, the cost of living adjustment is 3 percent. For those retiring subsequent to January 7, 2013, beginning in calendar year 2019, current law provides that the COLA will be based on the average percentage increase in the Consumer Price Index, capped at 3.00%.

**CITY OF PATASKALA, OHIO**

NOTES TO THE BASIC FINANCIAL STATEMENTS  
FOR THE YEAR ENDED DECEMBER 31, 2021

**NOTE 15 - DEFINED BENEFIT PENSION PLANS - (Continued)**

Defined contribution plan benefits are established in the plan documents, which may be amended by the Board. Member-directed plan and combined plan members who have met the retirement eligibility requirements may apply for retirement benefits. The amount available for defined contribution benefits in the combined plan consists of the member's contributions plus or minus the investment gains or losses resulting from the member's investment selections. The amount available for defined contribution benefits in the combined plan consists of the member's contributions plus or minus the investment gains or losses resulting from the member's investment selections. Combined plan members wishing to receive benefits must meet the requirements for both the defined benefit and defined contribution plans. Member-directed participants must have attained the age of 55, have money on deposit in the defined contribution plan and have terminated public service to apply for retirement benefits. The amount available for defined contribution benefits in the member-directed plan consists of the members' contributions, vested employer contributions and investment gains or losses resulting from the members' investment selections. Employer contributions and associated investment earnings vest over a five-year period, at a rate of 20 percent each year. At retirement, members may select one of several distribution options for payment of the vested balance in their individual OPERS accounts. Options include the annuitization of the benefit (which includes joint and survivor options), partial lump-sum payments (subject to limitations), a rollover of the vested account balance to another financial institution, receipt of entire account balance, net of taxes withheld, or a combination of these options. When members choose to annuitize their defined contribution benefit, the annuitized portion of the benefit is reclassified to a defined benefit.

Beginning in 2022, the Combined Plan will be consolidated under the Traditional Plan (defined benefit plan) and the Combined Plan option will no longer be available for new hires beginning in 2022.

Funding Policy - The Ohio Revised Code (ORC) provides statutory authority for member and employer contributions as follows:

	State and Local
<b>2021 Statutory Maximum Contribution Rates</b>	
Employer	14.0 %
Employee *	10.0 %
<b>2021 Actual Contribution Rates</b>	
Employer:	
Pension	14.0 %
Post-employment Health Care Benefits **	0.0 %
Total Employer	14.0 %
Employee	10.0 %

\* This rate is determined by OPERS' Board and has no maximum rate established by ORC.

\*\* This employer health care rate is for the traditional and combined plans. The employer contribution for the member-directed plan is 4.00%.

Employer contribution rates are actuarially determined and are expressed as a percentage of covered payroll.

The City's contractually required contribution for the Traditional Plan, the Combined Plan and Member-Directed Plan was \$315,560 for 2021. Of this amount, \$36,933 is reported as pension and postemployment benefits payable.

**CITY OF PATASKALA, OHIO**

NOTES TO THE BASIC FINANCIAL STATEMENTS  
FOR THE YEAR ENDED DECEMBER 31, 2021

**NOTE 15 - DEFINED BENEFIT PENSION PLANS - (Continued)**

***Plan Description - Ohio Police & Fire Pension Fund (OP&F)***

Plan Description - City full-time police participate in Ohio Police and Fire Pension Fund (OP&F), a cost-sharing, multiple-employer defined benefit pension plan administered by OP&F. OP&F provides retirement and disability pension benefits, annual cost-of-living adjustments, and death benefits to plan members and beneficiaries. Benefit provisions are established by the Ohio State Legislature and are codified in Chapter 742 of the Ohio Revised Code. OP&F issues a publicly available financial report that includes financial information and required supplementary information and detailed information about OP&F fiduciary net position. The report that may be obtained by visiting the OP&F website at [www.op-f.org](http://www.op-f.org) or by writing to the Ohio Police and Fire Pension Fund, 140 East Town Street, Columbus, Ohio 43215-5164.

Upon attaining a qualifying age with sufficient years of service, a member of OP&F may retire and receive a lifetime monthly pension. OP&F offers four types of service retirement: normal, service commuted, age/service commuted and actuarially reduced. Each type has different eligibility guidelines and is calculated using the member's average annual salary. The following discussion of the pension formula relates to normal service retirement.

For members hired after July 1, 2013, the minimum retirement age is 52 for normal service retirement with at least 25 years of service credit. For members hired on or before July 1, 2013, the minimum retirement age is 48 for normal service retirement with at least 25 years of service credit.

The annual pension benefit for normal service retirement is equal to a percentage of the allowable average annual salary. The percentage equals 2.5 percent for each of the first 20 years of service credit, 2.00% for each of the next five years of service credit and 1.50% for each year of service credit in excess of 25 years. The maximum pension of 72.00% of the allowable average annual salary is paid after 33 years of service credit (see OP&F Annual Comprehensive Financial Report referenced above for additional information, including requirements for Deferred Retirement Option Plan provisions and reduced and unreduced benefits).

Under normal service retirement, retired members who are at least 55 years old and have been receiving OP&F benefits for at least one year may be eligible for a cost-of-living allowance adjustment. The age 55 provision for receiving a COLA does not apply to those who are receiving a permanent and total disability benefit, surviving beneficiaries, and statutory survivors. Members participating in the DROP program have separate eligibility requirements related to COLA.

The COLA amount for members who have 15 or more years of service credit as of July 1, 2013, and members who are receiving a pension benefit that became effective before July 1, 2013, will be equal to 3.00% of the member's base pension benefit.

The COLA amount for members who have less than 15 years of service credit as of July 1, 2013, and members whose pension benefit became effective on or after July 1, 2013, will be equal to a percentage of the member's base pension benefit where the percentage is the lesser of 3.00% or the percentage increase in the consumer price index, if any, over the twelve-month period that ends on the thirtieth day of September of the immediately preceding year, rounded to the nearest one-tenth of one percent.

Members who retired prior to July 24, 1986, or their surviving beneficiaries under optional plans are entitled to cost-of-living allowance increases. The annual increase is paid on July 1st of each year. The annual COLA increase is \$360 under a Single Life Annuity Plan with proportional reductions for optional payment plans.

**CITY OF PATASKALA, OHIO**

NOTES TO THE BASIC FINANCIAL STATEMENTS  
FOR THE YEAR ENDED DECEMBER 31, 2021

**NOTE 15 - DEFINED BENEFIT PENSION PLANS - (Continued)**

Funding Policy - The Ohio Revised Code (ORC) provides statutory authority for member and employer contributions as follows:

	Police
<b>2021 Statutory Maximum Contribution Rates</b>	
Employer	19.50 %
Employee	12.25 %
<b>2021 Actual Contribution Rates</b>	
Employer:	
Pension	19.00 %
Post-employment Health Care Benefits	0.50 %
Total Employer	19.50 %
Employee	12.25 %

Employer contribution rates are expressed as a percentage of covered payroll. The City's contractually required contribution to OP&F was \$310,545 for 2021. Of this amount, \$42,710 is reported as pension and postemployment benefits payable.

***Net Pension Liabilities/Assets, Pension Expense, and Deferred Outflows of Resources and Deferred Inflows of Resources Related to Pensions***

The net pension liability and net pension asset for OPERS was measured as of December 31, 2020, and the total pension liability or asset used to calculate the net pension liability or asset was determined by an actuarial valuation as of that date. OP&F's total pension liability was measured as of December 31, 2020, and was determined by rolling forward the total pension liability as of January 1, 2020, to December 31, 2020. The City's proportion of the net pension liability or asset was based on the City's share of contributions to the pension plan relative to the contributions of all participating entities.

Following is information related to the proportionate share and pension expense:

	OPERS - Traditional	OPERS - Combined	OPERS - Member- Directed	OP&F	Total
Proportion of the net pension liability/asset prior measurement date	0.01181700%	0.03668200%	0.00084100%	0.04918190%	
Proportion of the net pension liability/asset current measurement date	0.01204700%	0.03737500%	0.00080100%	0.05276530%	
Change in proportionate share	0.00023000%	0.00069300%	-0.00004000%	0.00358340%	
Proportionate share of the net pension liability	\$ 1,783,898	\$ -	\$ -	\$ 3,597,058	\$ 5,380,956
Proportionate share of the net pension asset	-	(107,888)	(146)	-	(108,034)
Pension expense	101,173	2,544	(105)	374,072	477,684

**CITY OF PATASKALA, OHIO**

NOTES TO THE BASIC FINANCIAL STATEMENTS  
FOR THE YEAR ENDED DECEMBER 31, 2021

**NOTE 15 - DEFINED BENEFIT PENSION PLANS - (Continued)**

At December 31, 2021, the City reported deferred outflows of resources and deferred inflows of resources related to pensions from the following sources:

	<u>OPERS - Traditional</u>	<u>OPERS - Combined</u>	<u>OPERS - Member- Directed</u>	<u>OP&amp;F</u>	<u>Total</u>
<b>Deferred outflows of resources</b>					
Differences between expected and actual experience	\$ -	\$ -	\$ 103	\$ 150,370	\$ 150,473
Changes of assumptions	-	6,735	7	60,323	67,065
Changes in employer's proportionate percentage/difference between employer contributions	54,909	-	-	263,936	318,845
Contributions subsequent to the measurement date	290,079	24,956	525	310,545	626,105
Total deferred outflows of resources	<u>\$ 344,988</u>	<u>\$ 31,691</u>	<u>\$ 635</u>	<u>\$ 785,174</u>	<u>\$ 1,162,488</u>
	<u>OPERS - Traditional</u>	<u>OPERS - Combined</u>	<u>OPERS - Member- Directed</u>	<u>OP&amp;F</u>	<u>Total</u>
<b>Deferred inflows of resources</b>					
Differences between expected and actual experience	\$ 74,624	\$ 20,354	\$ -	\$ 140,127	\$ 235,105
Net difference between projected and actual earnings on pension plan investments	695,313	16,042	18	174,482	885,855
Changes in employer's proportionate percentage/difference between employer contributions	7,184	-	-	44,812	51,996
Total deferred inflows of resources	<u>\$ 777,121</u>	<u>\$ 36,396</u>	<u>\$ 18</u>	<u>\$ 359,421</u>	<u>\$ 1,172,956</u>

\$626,105 reported as deferred outflows of resources related to pension resulting from City contributions subsequent to the measurement date will be recognized as a reduction of/increase to the net pension liability/asset in the year ending December 31, 2022.



**CITY OF PATASKALA, OHIO**

NOTES TO THE BASIC FINANCIAL STATEMENTS  
FOR THE YEAR ENDED DECEMBER 31, 2021

**NOTE 15 - DEFINED BENEFIT PENSION PLANS - (Continued)**

Other amounts reported as deferred outflows of resources and deferred inflows of resources related to pension will be recognized in pension expense as follows:

Year Ending December 31:	OPERS - Traditional	OPERS - Combined	OPERS - Member- Directed	OP&F	Total
2022	\$ (256,140)	\$ (7,723)	\$ 11	\$ 59,285	\$ (204,567)
2023	(87,806)	(4,906)	11	114,881	22,180
2024	(283,432)	(8,608)	11	(115,218)	(407,247)
2025	(94,834)	(4,003)	10	26,982	(71,845)
2026	-	(1,719)	11	29,278	27,570
Thereafter	-	(2,702)	38	-	(2,664)
Total	<u>\$ (722,212)</u>	<u>\$ (29,661)</u>	<u>\$ 92</u>	<u>\$ 115,208</u>	<u>\$ (636,573)</u>

**Actuarial Assumptions - OPERS**

Actuarial valuations of an ongoing plan involve estimates of the values of reported amounts and assumptions about the probability of occurrence of events far into the future. Examples include assumptions about future employment, mortality, and cost trends. Actuarially determined amounts are subject to continual review or modification as actual results are compared with past expectations and new estimates are made about the future.

Projections of benefits for financial-reporting purposes are based on the substantive plan (the plan as understood by the employers and plan members) and include the types of benefits provided at the time of each valuation. The total pension liability was determined by an actuarial valuation as of December 31, 2020, using the following actuarial assumptions applied to all periods included in the measurement in accordance with the requirements of GASB 67. Key methods and assumptions used in the latest actuarial valuation, reflecting experience study results, prepared as of December 31, 2020, are presented below.

Wage inflation	3.25%
Future salary increases, including inflation	3.25% to 10.75% including wage inflation
COLA or ad hoc COLA	Pre 1/7/2013 retirees: 3.00%, simple Post 1/7/2013 retirees: 0.50%, simple through 2021, then 2.15% simple
Investment rate of return	
Current measurement date	7.20%
Prior measurement date	7.20%
Actuarial cost method	Individual entry age

In October 2020, the OPERS Board adopted a change in COLA for Post-January 7, 2013 retirees, changing it from 1.40% simple through 2020 then 2.15% simple to 0.50% simple through 2021 then 2.15% simple.

**CITY OF PATASKALA, OHIO**

NOTES TO THE BASIC FINANCIAL STATEMENTS  
FOR THE YEAR ENDED DECEMBER 31, 2021

**NOTE 15 - DEFINED BENEFIT PENSION PLANS - (Continued)**

Pre-retirement mortality rates are based on the RP-2014 Employees mortality table for males and females, adjusted for mortality improvement back to the observation period base year of 2006. The base year for males and females was then established to be 2015 and 2010, respectively. Post-retirement mortality rates are based on the RP-2014 Healthy Annuitant mortality table for males and females, adjusted for mortality improvement back to the observation period base year of 2006. The base year for males and females was then established to be 2015 and 2010, respectively. Post-retirement mortality rates for disabled retirees are based on the RP-2014 Disabled mortality table for males and females, adjusted for mortality improvement back to the observation period base year of 2006. The base year for males and females was then established to be 2015 and 2010, respectively. Mortality rates for a particular calendar year are determined by applying the MP-2015 mortality improvement scale to all of the above described tables.

The most recent experience study was completed for the five-year period ended December 31, 2015.

During 2020, OPERS managed investments in three investment portfolios: the Defined Benefit portfolio, the Health Care portfolio, and the Defined Contribution portfolio. The Defined Benefit portfolio contains the investment assets for the Traditional Pension Plan, the defined benefit component of the Combined Plan and the annuitized accounts of the Member-Directed Plan. Within the Defined Benefit portfolio, contributions into the plans are all recorded at the same time, and benefit payments all occur on the first of the month. Accordingly, the money-weighted rate of return is considered to be the same for all plans within the portfolio. The annual money-weighted rate of return expressing investment performance, net of investment expenses and adjusted for the changing amounts actually invested, for the Defined Benefit portfolio was 11.70% for 2020.

The allocation of investment assets with the Defined Benefit portfolio is approved by the Board of Trustees as outlined in the annual investment plan. Plan assets are managed on a total return basis with a long-term objective of achieving and maintaining a fully funded status for the benefits provided through the defined benefit pension plans. The long-term expected rate of return on defined benefit investment assets was determined using a building-block method in which best-estimate ranges of expected future real rates of return are developed for each major asset class. These ranges are combined to produce the long-term expected real rate of return by weighting the expected future real rates of return by the target asset allocation percentage, adjusted for inflation. Best estimates of arithmetic real rates of return were provided by the Board's investment consultant.

For each major asset class that is included in the Defined Benefit portfolio's target asset allocation as of December 31, 2020, these best estimates are summarized in the following table:

<u>Asset Class</u>	<u>Target Allocation</u>	<u>Weighted Average Long-Term Expected Real Rate of Return (Arithmetic)</u>
Fixed income	25.00 %	1.32 %
Domestic equities	21.00	5.64
Real estate	10.00	5.39
Private equity	12.00	10.42
International equities	23.00	7.36
Other investments	9.00	4.75
Total	<u>100.00 %</u>	<u>5.43 %</u>

**CITY OF PATASKALA, OHIO**

NOTES TO THE BASIC FINANCIAL STATEMENTS  
FOR THE YEAR ENDED DECEMBER 31, 2021

**NOTE 15 - DEFINED BENEFIT PENSION PLANS - (Continued)**

**Discount Rate** - The discount rate used to measure the total pension liability/asset was 7.20%, post-experience study results, for the Traditional Pension Plan, the Combined Plan and Member-Directed Plan. The discount rate used to measure total pension liability prior to December 31, 2020 was 7.20%. The projection of cash flows used to determine the discount rate assumed that contributions from plan members and those of the contributing employers are made at the contractually required rates, as actuarially determined. Based on those assumptions, the pension plan's fiduciary net position was projected to be available to make all projected future benefits payments of current plan members. Therefore, the long-term expected rate of return on pension plan investments for the Traditional Pension Plan, Combined Plan and Member-Directed Plan was applied to all periods of projected benefit payments to determine the total pension liability.

**Sensitivity of the City's Proportionate Share of the Net Pension Liability/Asset to Changes in the Discount Rate** - The following table presents the proportionate share of the net pension liability/asset calculated using the current period discount rate assumption of 7.20%, as well as what the proportionate share of the net pension liability/asset would be if it were calculated using a discount rate that is one-percentage-point lower (6.20%) or one-percentage-point higher (8.20%) than the current rate:

	1% Decrease	Current Discount Rate	1% Increase
City's proportionate share of the net pension liability (asset):			
Traditional Plan	\$ 3,402,796	\$ 1,783,898	\$ 437,788
Combined Plan	(75,124)	(107,888)	(132,308)
Member-Directed Plan	(128)	(146)	(160)

**Actuarial Assumptions - OP&F**

OP&F's total pension liability as of December 31, 2020, is based on the results of an actuarial valuation date of January 1, 2020, and rolled-forward using generally accepted actuarial procedures. The total pension liability is determined by OP&F's actuaries in accordance with GASB Statement No. 67, as part of their annual valuation. Actuarial valuations of an ongoing plan involve estimates of the value of reported amounts and assumptions about probability of occurrence of events far into the future. Examples include assumptions about future employment mortality, salary increases, disabilities, retirements and employment terminations. Actuarially determined amounts are subject to continual review and potential modifications, as actual results are compared with past expectations and new estimates are made about the future. Assumptions considered were: withdrawal rates, disability retirement, service retirement, DROP elections, mortality, percent married and forms of the payment, DROP interest rate, CPI-based COLA, investment returns, salary increases and payroll growth.

Key methods and assumptions used in calculating the total pension liability in the latest actuarial valuation, prepared as of January 1, 2021, are presented below.

Valuation date	1/1/20 with actuarial liabilities rolled forward to 12/31/20
Actuarial cost method	Entry age normal (level percent of payroll)
Investment rate of return	8.00%
Projected salary increases	3.75% - 10.50%
Payroll increases	3.25% per annum, compounded annually, consisting of
	inflation rate of 2.75% plus productivity increase rate of 0.50%
Cost of living adjustments	2.20% per year simple

**CITY OF PATASKALA, OHIO**

**NOTES TO THE BASIC FINANCIAL STATEMENTS  
FOR THE YEAR ENDED DECEMBER 31, 2021**

**NOTE 15 - DEFINED BENEFIT PENSION PLANS - (Continued)**

Mortality for non-disabled participants is based on the RP-2014 Total Employee and Healthy Annuitant Mortality Tables rolled back to 2006, adjusted and projected with the Buck Modified 2016 Improvement Scale. Rates for surviving beneficiaries are adjusted by 120%.

<u>Age</u>	<u>Police</u>
67 or less	77%
68-77	105%
78 and up	115%

Mortality for disabled retirees is based on the RP-2014 Disabled Mortality Tables rolled back to 2006, adjusted according to the rates in the following table, and projected with the Buck Modified 2016 Improvement Scale.

<u>Age</u>	<u>Police</u>
59 or less	35%
60-69	60%
70-79	75%
80 and up	100%

The most recent experience study was completed for the five-year period ended December 31, 2016.

The long-term expected rate of return on pension plan investments was determined using a building-block approach and assumes a time horizon, as defined in the Statement of Investment Policy and Guidelines. A forecasted rate of inflation serves as the baseline for the return expected. Various real return premiums over the baseline inflation rate have been established for each asset class. The long-term expected nominal rate of return has been determined by calculating a weighted average of the expected real return premiums for each asset class, adding the projected inflation rate and adding the expected return from rebalancing uncorrelated asset classes.

**CITY OF PATASKALA, OHIO**

NOTES TO THE BASIC FINANCIAL STATEMENTS  
FOR THE YEAR ENDED DECEMBER 31, 2021

**NOTE 15 - DEFINED BENEFIT PENSION PLANS - (Continued)**

Best estimates of the long-term expected geometric real rates of return for each major asset class included in OP&F's target asset allocation as of December 31, 2020 are summarized below:

Asset Class	Target Allocation	Long Term Expected Real Rate of Return **
Cash and Cash Equivalents	- %	0.00 %
Domestic Equity	21.00	4.10
Non-US Equity	14.00	4.80
Private Markets	8.00	6.40
Core Fixed Income *	23.00	0.90
High Yield Fixed Income	7.00	3.00
Private Credit	5.00	4.50
U.S. Inflation		
Linked Bonds *	17.00	0.70
Midstream Energy Infrastructure	5.00	5.60
Real Assets	8.00	5.80
Gold	5.00	1.90
Private Real Estate	12.00	5.30
<b>Total</b>	<b>125.00 %</b>	

Note: assumptions are geometric.

\* levered 2x

\*\* numbers include inflation

OP&F's Board of Trustees has incorporated the risk parity concept into OP&F's asset liability valuation with the goal of reducing equity risk exposure, which reduces overall Total Portfolio risk without sacrificing return and creating a more risk-balanced portfolio based on the relationship between asset classes and economic environments. From the notional portfolio perspective above, the Total Portfolio may be levered up to 1.25 times due to the application of leverage in certain fixed income asset classes.

**Discount Rate** - The total pension liability was calculated using the discount rate of 8.00%. The projection of cash flows used to determine the discount rate assumed the contributions from employers and from the members would be computed based on contribution requirements as stipulated by State statute. Projected inflows from investment earning were calculated using the longer-term assumed investment rate of return 8.00%. Based on those assumptions, the plan's fiduciary net position was projected to be available to make all future benefit payments of current plan members. Therefore, a long-term expected rate of return on pension plan investments was applied to all periods of projected benefits to determine the total pension liability.

**Sensitivity of the City's Proportionate Share of the Net Pension Liability to Changes in the Discount Rate** - Net pension liability is sensitive to changes in the discount rate, and to illustrate the potential impact the following table presents the net pension liability calculated using the discount rate of 8.00%, as well as what the net pension liability would be if it were calculated using a discount rate that is one percentage point lower (7.00%), or one percentage point higher (9.00%) than the current rate.

	Current		
	1% Decrease	Discount Rate	1% Increase
City's proportionate share of the net pension liability	\$ 5,007,565	\$ 3,597,058	\$ 2,416,606

**CITY OF PATASKALA, OHIO**

**NOTES TO THE BASIC FINANCIAL STATEMENTS  
FOR THE YEAR ENDED DECEMBER 31, 2021**

**NOTE 16 - DEFINED BENEFIT OPEB PLANS**

***Net OPEB Liability/Asset***

See Note 15 for a description of the net OPEB liability/asset.

***Plan Description - Ohio Public Employees Retirement System (OPERS)***

Plan Description - The Ohio Public Employees Retirement System (OPERS) administers three separate pension plans: the traditional pension plan, a cost-sharing, multiple-employer defined benefit pension plan; the member-directed plan, a defined contribution plan; and the combined plan, a cost-sharing, multiple-employer defined benefit pension plan that has elements of both a defined benefit and defined contribution plan.

OPERS maintains a cost-sharing, multiple-employer defined benefit post-employment health care trust, which funds multiple health care plans including medical coverage, prescription drug coverage and deposits to a Health Reimbursement Arrangement to qualifying benefit recipients of both the traditional pension and the combined plans. Currently, Medicare-eligible retirees are able to select medical and prescription drug plans from a range of options and may elect optional vision and dental plans. Retirees and eligible dependents enrolled in Medicare Parts A and B have the option to enroll in a Medicare supplemental plan with the assistance of the OPERS Medicare Connector. The OPERS Medicare Connector is a relationship with a vendor selected by OPERS to assist retirees, spouses and dependents with selecting a medical and pharmacy plan. Monthly allowances, based on years of service and the age at which the retiree first enrolled in OPERS coverage, are deposited into an HRA. For non-Medicare retirees and eligible dependents, OPERS sponsors medical and prescription coverage through a professionally managed self-insured plan. An allowance to offset a portion of the monthly premium is offered to retirees and eligible dependents. The allowance is based on the retiree's years of service and age when they first enrolled in OPERS coverage.

Medicare-eligible retirees who choose to become re-employed or survivors who become employed in an OPERS-covered position are prohibited from participating in an HRA. For this group of retirees, OPERS sponsors secondary coverage through a professionally managed self-insured program. Retirees who enroll in this plan are provided with a monthly allowance to offset a portion of the monthly premium. Medicare-eligible spouses and dependents can also enroll in this plan as long as the retiree is enrolled.

OPERS provides a monthly allowance for health care coverage for eligible retirees and their eligible dependents. The base allowance is determined by OPERS.

The health care trust is also used to fund health care for member-directed plan participants, in the form of a Retiree Medical Account (RMA). At retirement or separation, member directed plan participants may be eligible for reimbursement of qualified medical expenses from their vested RMA balance.

Effective January 1, 2022, OPERS will discontinue the group plans currently offered to non-Medicare retirees and re-employed retirees. Instead, eligible non-Medicare retirees will select an individual medical plan. OPERS will provide a subsidy or allowance via an HRA allowance to those retirees who meet health care eligibility requirements. Retirees will be able to seek reimbursement for plan premiums and other qualified medical expenses.

In order to qualify for postemployment health care coverage, age and service retirees under the traditional pension and combined plans must have twenty or more years of qualifying Ohio service credit with a minimum age of 60, or generally 30 years of qualifying service at any age. Health care coverage for disability benefit recipients and qualified survivor benefit recipients is available. Current retirees eligible (or who become eligible prior to January 1, 2022) to participate in the OPERS health care program will continue to be eligible after January 1, 2022. Eligibility requirements will change for those retiring after January 1, 2022, with differing eligibility requirements for Medicare retirees and non-Medicare retirees. The health care coverage provided by OPERS meets the definition of an Other Post Employment Benefit (OPEB) as described in GASB Statement 75. See OPERS' Annual Comprehensive Financial Report referenced below for additional information.

## CITY OF PATASKALA, OHIO

### NOTES TO THE BASIC FINANCIAL STATEMENTS FOR THE YEAR ENDED DECEMBER 31, 2021

#### **NOTE 16 - DEFINED BENEFIT OPEB PLANS - (Continued)**

The Ohio Revised Code permits, but does not require OPERS to provide health care to its eligible benefit recipients. Authority to establish and amend health care coverage is provided to the Board in Chapter 145 of the Ohio Revised Code.

Disclosures for the health care plan are presented separately in the OPERS financial report. Interested parties may obtain a copy by visiting <https://www.opers.org/financial/reports.shtml>, by writing to OPERS, 277 East Town Street, Columbus, Ohio 43215-4642, or by calling (614) 222-5601 or 800-222-7377.

**Funding Policy** - The Ohio Revised Code provides the statutory authority allowing public employers to fund postemployment health care through their contributions to OPERS. When funding is approved by OPERS' Board of Trustees, a portion of each employer's contribution to OPERS is set aside to fund OPERS health care plans. Beginning in 2018, OPERS no longer allocated a portion of its employer contributions to health care for the traditional plan and the combined plan.

Employer contribution rates are expressed as a percentage of the earnable salary of active members. In 2021, state and local employers contributed at a rate of 14.00% of earnable salary and public safety and law enforcement employers contributed at 18.10%. These are the maximum employer contribution rates permitted by the Ohio Revised Code. Active member contributions do not fund health care.

Each year, the OPERS Board determines the portion of the employer contribution rate that will be set aside to fund health care plans. For 2021, OPERS did not allocate any employer contribution to health care for members in the Traditional Pension Plan and Combined Plan. The OPERS Board is also authorized to establish rules for the retiree or their surviving beneficiaries to pay a portion of the health care provided. Payment amounts vary depending on the number of covered dependents and the coverage selected. The employer contribution as a percentage of covered payroll deposited into the RMA for participants in the Member-Directed Plan for 2021 was 4.00%.

Employer contribution rates are actuarially determined and are expressed as a percentage of covered payroll. The City's contractually required contribution was \$210 for 2021. Of this amount, \$25 is reported as pension and postemployment benefits payable.

#### ***Plan Description - Ohio Police & Fire Pension Fund (OP&F)***

**Plan Description** – The City contributes to the Ohio Police and Fire Pension Fund (OP&F) sponsored healthcare program, a cost-sharing, multiple-employer defined post-employment health care plan administered by a third-party provider. This program is not guaranteed and is subject to change at any time upon action of the Board of Trustees. On January 1, 2019, OP&F implemented a new model for health care. Under this new model, OP&F provides eligible retirees with a fixed stipend earmarked to pay for health care and Medicare Part B reimbursements.

OP&F contracted with a vendor who assists eligible retirees in choosing health care plans that are available where they live (both Medicare-eligible and pre-65 populations). A stipend funded by OP&F is available to these members through a Health Reimbursement Arrangement and can be used to reimburse retirees for qualified health care expenses.

A retiree is eligible for the OP&F health care stipend unless they have access to any other group coverage including employer and retirement coverage. The eligibility of spouses and dependent children could increase the stipend amount. If the spouse or dependents have access to any other group coverage including employer or retirement coverage, they are not eligible for stipend support from OP&F. Even if an OP&F member or their dependents are not eligible for a stipend, they can use the services of the third-party administrator to select and enroll in a plan. The stipend provided by OP&F meets the definition of an Other Post Employment Benefit (OPEB) as described in Governmental Accounting Standards Board (GASB) Statement No. 75.

**CITY OF PATASKALA, OHIO**

NOTES TO THE BASIC FINANCIAL STATEMENTS  
FOR THE YEAR ENDED DECEMBER 31, 2021

**NOTE 16 - DEFINED BENEFIT OPEB PLANS - (Continued)**

OP&F maintains funds for health care in two separate accounts: one account for health care benefits and one account for Medicare Part B reimbursements. A separate health care trust accrual account is maintained for health care benefits under IRS Code Section 115 trust. IRS Code Section 401(h) account is maintained for Medicare Part B reimbursements.

The Ohio Revised Code allows, but does not mandate, OP&F to provide OPEB benefits. Authority for the OP&F Board of Trustees to provide health care coverage to eligible participants and to establish and amend benefits is codified in Chapter 742 of the Ohio Revised Code.

OP&F issues a publicly available financial report that includes financial information and required supplementary information for the plan. The report may be obtained by visiting the OP&F website at [www.op-f.org](http://www.op-f.org) or by writing to the Ohio Police and Fire Pension Fund, 140 East Town Street, Columbus, Ohio 43215-5164.

Funding Policy – The Ohio Revised Code provides for contribution requirements of the participating employers and of plan members to the OP&F defined benefit pension plan. Participating employers are required to contribute to the pension plan at rates expressed as percentages of the payroll of active pension plan members, currently 19.50% and 24.00% of covered payroll for police and fire employer units, respectively. The Ohio Revised Code states that the employer contribution may not exceed 19.50% of covered payroll for police employer units and 24.00% of covered payroll for fire employer units. Active members do not make contributions to the OPEB Plan.

The Board of Trustees is authorized to allocate a portion of the total employer contributions for retiree health care benefits. For 2021, the portion of employer contributions allocated to health care was 0.50% of covered payroll. The amount of employer contributions allocated to the health care plan each year is subject to the Trustees' primary responsibility to ensure that pension benefits are adequately funded.

The OP&F Board of Trustees is also authorized to establish requirements for contributions to the health care plan by retirees and their eligible dependents or their surviving beneficiaries. Payment amounts vary depending on the number of covered dependents and the coverage selected.

The City's contractually required contribution to OP&F was \$8,172 for 2021. Of this amount, \$1,124 is reported as pension and postemployment benefits payable.

***Net OPEB Liabilities/Assets, OPEB Expense, and Deferred Outflows or Resources and Deferred Inflows of Resources Related to OPEB***

The net OPEB liability/asset and total OPEB liability for OPERS were determined by an actuarial valuation as of December 31, 2019, rolled forward to the measurement date of December 31, 2020, by incorporating the expected value of health care cost accruals, the actual health care payment, and interest accruals during the year. OP&F's total OPEB liability was measured as of December 31, 2020, and was determined by rolling forward the total OPEB liability as of January 1, 2020, to December 31, 2020. The City's proportion of the net OPEB liability was based on the City's share of contributions to the retirement plan relative to the contributions of all participating entities.



**CITY OF PATASKALA, OHIO**

NOTES TO THE BASIC FINANCIAL STATEMENTS  
FOR THE YEAR ENDED DECEMBER 31, 2021

**NOTE 16 - DEFINED BENEFIT OPEB PLANS - (Continued)**

Following is information related to the proportionate share and OPEB expense:

	<u>OPERS</u>	<u>OP&amp;F</u>	<u>Total</u>
Proportion of the net OPEB liability prior measurement date	0.01211900%	0.04918190%	
Proportion of the net OPEB liability/asset current measurement date	<u>0.01234000%</u>	<u>0.05276530%</u>	
Change in proportionate share	<u>0.00022100%</u>	<u>0.00358340%</u>	
Proportionate share of the net OPEB liability	\$ -	\$ 559,057	\$ 559,057
Proportionate share of the net OPEB asset	(219,846)	-	(219,846)
OPEB expense	(1,321,403)	52,962	(1,268,441)

At December 31, 2021, the City reported deferred outflows of resources and deferred inflows of resources related to OPEB from the following sources:

	<u>OPERS</u>	<u>OP&amp;F</u>	<u>Total</u>
<b>Deferred outflows of resources</b>			
Changes of assumptions	\$ 108,080	\$ 308,851	\$ 416,931
Changes in employer's proportionate percentage/ difference between employer contributions	27,120	69,353	96,473
Contributions subsequent to the measurement date	210	8,172	8,382
Total deferred outflows of resources	<u>\$ 135,410</u>	<u>\$ 386,376</u>	<u>\$ 521,786</u>

**CITY OF PATASKALA, OHIO**

NOTES TO THE BASIC FINANCIAL STATEMENTS  
FOR THE YEAR ENDED DECEMBER 31, 2021

**NOTE 16 - DEFINED BENEFIT OPEB PLANS - (Continued)**

	OPERS	OP&F	Total
<b>Deferred inflows of resources</b>			
Differences between expected and actual experience	\$ 198,411	\$ 92,216	\$ 290,627
Net difference between projected and actual earnings on OPEB plan investments	117,092	20,775	137,867
Changes of assumptions	356,218	89,123	445,341
Changes in employer's proportionate percentage/difference between employer contributions	16,245	49,086	65,331
Total deferred inflows of resources	<u>\$ 687,966</u>	<u>\$ 251,200</u>	<u>\$ 939,166</u>

\$8,382 reported as deferred outflows of resources related to OPEB resulting from City contributions subsequent to the measurement date will be recognized as a reduction of/increase to the net OPEB liability/asset in the year ending December 31, 2022.

Other amounts reported as deferred outflows of resources and deferred inflows of resources related to OPEB will be recognized in OPEB expense as follows:

	OPERS	OP&F	Total
Year Ending December 31:			
2022	\$ (292,817)	\$ 23,574	\$ (269,243)
2023	(195,269)	28,493	(166,776)
2024	(50,883)	20,738	(30,145)
2025	(13,797)	25,612	11,815
2026	-	13,263	13,263
Thereafter	-	15,324	15,324
Total	<u>\$ (552,766)</u>	<u>\$ 127,004</u>	<u>\$ (425,762)</u>

**Actuarial Assumptions - OPERS**

Actuarial valuations of an ongoing plan involve estimates of the values of reported amounts and assumptions about the probability of occurrence of events far into the future. Examples include assumptions about future employment, mortality, and cost trends. Actuarially determined amounts are subject to continual review or modification as actual results are compared with past expectations and new estimates are made about the future.

Projections of health care costs for financial reporting purposes are based on the substantive plan (the plan as understood by the employers and plan members) and include the types of coverage provided at the time of each valuation and the historical pattern of sharing of costs between OPERS and plan members. The total OPEB liability was determined by an actuarial valuation as of January 1, 2020, rolled forward to the measurement date of December 31, 2020.

**CITY OF PATASKALA, OHIO**

NOTES TO THE BASIC FINANCIAL STATEMENTS  
FOR THE YEAR ENDED DECEMBER 31, 2021

**NOTE 16 - DEFINED BENEFIT OPEB PLANS - (Continued)**

The actuarial valuation used the following actuarial assumptions applied to all prior periods included in the measurement in accordance with the requirements of GASB 74:

Wage Inflation	3.25%
Projected Salary Increases, including inflation	3.25 to 10.75% including wage inflation
Single Discount Rate:	
Current measurement date	6.00%
Prior Measurement date	3.16%
Investment Rate of Return	
Current measurement date	6.00%
Prior Measurement date	6.00%
Municipal Bond Rate	
Current measurement date	2.00%
Prior Measurement date	2.75%
Health Care Cost Trend Rate	
Current measurement date	8.50% initial, 3.50% ultimate in 2035
Prior Measurement date	10.50%, initial 3.50%, ultimate in 2030
Actuarial Cost Method	Individual Entry Age Normal

Pre-retirement mortality rates are based on the RP-2014 Employees mortality table for males and females, adjusted for mortality improvement back to the observation period base year of 2006. The base year for males and females was then established to be 2015 and 2010, respectively. Post-retirement mortality rates are based on the RP-2014 Healthy Annuitant mortality table for males and females, adjusted for mortality improvement back to the observation period base year of 2006. The base year for males and females was then established to be 2015 and 2010, respectively. Post-retirement mortality rates for disabled retirees are based on the RP-2014 Disabled mortality table for males and females, adjusted for mortality improvement back to the observation period base year of 2006. The base year for males and females was then established to be 2015 and 2010, respectively. Mortality rates for a particular calendar year are determined by applying the MP-2015 mortality improvement scale to all of the above described tables.

The most recent experience study was completed for the five-year period ended December 31, 2015.

The long-term expected rate of return on health care investment assets was determined using a building-block method in which best-estimate ranges of expected future real rates of return are developed for each major asset class. These ranges are combined to produce the long-term expected real rate of return by weighting the expected future real rates of return by the target asset allocation percentage, adjusted for inflation.

During 2020, OPERS managed investments in three investment portfolios: the Defined Benefit portfolio, the Health Care portfolio and the Defined Contribution portfolio. The Health Care portfolio includes the assets for health care expenses for the Traditional Pension Plan, Combined Plan and Member-Directed Plan eligible members. Within the Health Care portfolio, if any contribution are made into the plans, the contributions are assumed to be received continuously throughout the year based on the actual payroll payable at the time contributions are made. Health care-related payments are assumed to occur mid-year. Accordingly, the money-weighted rate of return is considered to be the same for all plans within the portfolio. The annual money-weighted rate of return expressing investment performance, net of investment expenses and adjusted for the changing amounts actually invested, for the Health Care portfolio was 10.50% for 2020.

**CITY OF PATASKALA, OHIO**

NOTES TO THE BASIC FINANCIAL STATEMENTS  
FOR THE YEAR ENDED DECEMBER 31, 2021

**NOTE 16 - DEFINED BENEFIT OPEB PLANS - (Continued)**

The allocation of investment assets within the Health Care portfolio is approved by the Board of Trustees as outlined in the annual investment plan. Assets are managed on a total return basis with a long-term objective of continuing to offer a sustainable health care program for current and future retirees. OPERS' primary goal is to achieve and maintain a fully funded status for the benefits provided through the defined pension plans. Health care is a discretionary benefit. The long-term expected rate of return on health care investment assets was determined using a building-block method in which best-estimate ranges of expected future real rates of return are developed for each major asset class. These ranges are combined to produce the long-term expected real rate of return by weighting the expected future real rates of return by the target asset allocation percentage, adjusted for inflation.

For each major asset class that is included in the Health Care's portfolio's target asset allocation as of December 31, 2020, these best estimates are summarized in the following table:

Asset Class	Target Allocation	Weighted Average Long-Term Expected Real Rate of Return (Arithmetic)
Fixed Income	34.00 %	1.07 %
Domestic Equities	25.00	5.64
Real Estate Investment Trust	7.00	6.48
International Equities	25.00	7.36
Other investments	9.00	4.02
Total	100.00 %	4.43 %

**Discount Rate** - A single discount rate of 6.00% was used to measure the total OPEB liability on the measurement date of December 31, 2020. Projected benefit payments are required to be discounted to their actuarial present value using a single discount rate that reflects (1) a long-term expected rate of return on OPEB plan investments (to the extent that the health care fiduciary net position is projected to be sufficient to pay benefits), and (2) a tax-exempt municipal bond rate based on an index of 20- year general obligation bonds with an average AA credit rating as of the measurement date (to the extent that the contributions for use with the long-term expected rate are not met). This single discount rate was based on the actuarial assumed rate of return on the health care investment portfolio of 6.00% and a municipal bond rate of 2.00%. The projection of cash flows used to determine this single discount rate assumed that employer contributions will be made at rates equal to the actuarially determined contribution rate. Based on these assumptions, the health care fiduciary net position and future contributions were sufficient to finance health care costs through the year 2120. As a result, the actuarial assumed long-term expected rate of return on health care investments was applied to projected costs through the year 2120, the duration of the projection period through which projected health care payments are fully funded.

**Change in Benefit Terms** - On January 15, 2020, the Board approved several changes to the health care plan offered to Medicare and non-Medicare retirees in efforts to decrease costs and increase the solvency of the health care Plan. These changes are effective January 1, 2022 and include changes to base allowances and eligibility for Medicare retirees, as well as replacing OPERS-sponsored medical plans for non-Medicare retirees with monthly allowances, similar to the program for Medicare retirees. These changes are reflected in the December 31, 2020 measurement date health care valuation which are reported by the City at December 31, 2021. These changes significantly decreased the total OPEB liability for the measurement date December 31, 2020.

**CITY OF PATASKALA, OHIO**

NOTES TO THE BASIC FINANCIAL STATEMENTS  
FOR THE YEAR ENDED DECEMBER 31, 2021

**NOTE 16 - DEFINED BENEFIT OPEB PLANS - (Continued)**

***Sensitivity of the City's Proportionate Share of the Net OPEB Asset to Changes in the Discount Rate*** - The following table presents the proportionate share of the net OPEB asset calculated using the single discount rate of 6.00%, as well as what the proportionate share of the net OPEB liability would be if it were calculated using a discount rate that is one-percentage-point lower (5.00%) or one-percentage-point higher (7.00%) than the current rate:

	1% Decrease		Current Discount Rate		1% Increase
City's proportionate share of the net OPEB asset	\$ 54,666	\$	219,846	\$	355,639

***Sensitivity of the City's Proportionate Share of the Net OPEB Asset to Changes in the Health Care Cost Trend Rate*** - Changes in the health care cost trend rate may also have a significant impact on the net OPEB asset. The following table presents the net OPEB asset calculated using the assumed trend rates, and the expected net OPEB asset if it were calculated using a health care cost trend rate that is 1.00% lower or 1.00% higher than the current rate.

Retiree health care valuations use a health care cost-trend assumption that changes over several years built into the assumption. The near-term rates reflect increases in the current cost of health care; the trend starting in 2021 is 8.50%. If this trend continues for future years, the projection indicates that years from now virtually all expenditures will be for health care. A more reasonable alternative is that in the not-too-distant future, the health plan cost trend will decrease to a level at, or near, wage inflation. On this basis, the actuaries project premium rate increases will continue to exceed wage inflation for approximately the next decade, but by less each year, until leveling off at an ultimate rate, assumed to be 3.50% in the most recent valuation.

	1% Decrease		Current Health Care Trend Rate Assumption		1% Increase
City's proportionate share of the net OPEB asset	\$ 225,205	\$	219,846	\$	213,852

***Actuarial Assumptions - OP&F***

OP&F's total OPEB liability as of December 31, 2020, is based on the results of an actuarial valuation date of January 1, 2020, and rolled-forward using generally accepted actuarial procedures. The total OPEB liability is determined by OP&F's actuaries in accordance with GASB Statement No. 74, as part of their annual valuation. Actuarial valuations of an ongoing plan involve estimates of the value of reported amounts and assumptions about probability of occurrence of events far into the future. Examples include assumptions about future employment, mortality, salary increases, disabilities, retirements and employment terminations. Actuarially determined amounts are subject to continual review and potential modifications, as actual results are compared with past expectations and new estimates are made about the future.

Projections of benefits for financial reporting purposes are based on the substantive plan (the plan as understood by the employers and plan members) and include the types of benefits provided at the time of each valuation and the historical pattern of sharing benefit costs between the employers and plan members to that point. The projection of benefits for financial reporting purposes does not explicitly incorporate the potential effects of legal or contractual funding limitations.

Actuarial calculations reflect a long-term perspective. For a newly hired employee, actuarial calculations will take into account the employee's entire career with the employer and also take into consideration the benefits, if any, paid to the employee after termination of employment until the death of the employee and any applicable contingent annuitant. In many cases, actuarial calculations reflect several decades of service with the employer and the payment of benefits after termination.

**CITY OF PATASKALA, OHIO**

NOTES TO THE BASIC FINANCIAL STATEMENTS  
FOR THE YEAR ENDED DECEMBER 31, 2021

**NOTE 16 - DEFINED BENEFIT OPEB PLANS - (Continued)**

Key methods and assumptions used in the latest actuarial valuation, reflecting experience study results, are presented below.

Valuation Date	January 1, 2020, with actuarial liabilities rolled forward to December 31, 2020
Actuarial Cost Method	Entry Age Normal (Level Percent of Payroll)
Investment Rate of Return	8.00%
Projected Salary Increases	3.75% to 10.50%
Payroll Growth	3.25%
Single discount rate:	
Current measurement date	2.96%
Prior measurement date	3.56%
Cost of Living Adjustments	2.20% simple per year

Mortality for non-disabled participants is based on the RP-2014 Total Employee and Healthy Annuitant Mortality Tables rolled back to 2006, adjusted according to the rates in the following table, and projected with the Conduent Modified 2016 Improvement Scale. Rates for surviving beneficiaries are adjusted by 120%.

<u>Age</u>	<u>Police</u>
67 or less	77%
68-77	105%
78 and up	115%

Mortality for disabled retirees is based on the RP-2014 Disabled Mortality Tables rolled back to 2006, adjusted according to the rates in the following table, and projected with the Conduent Modified 2016 Improvement Scale.

<u>Age</u>	<u>Police</u>
59 or less	35%
60-69	60%
70-79	75%
80 and up	100%

The most recent experience study was completed for the five-year period ended December 31, 2016.

The long-term expected rate of return on OPEB plan investments was determined using a building-block approach and assumes a time horizon, as defined in the Statement of Investment Policy. A forecasted rate of inflation serves as the baseline for the return expected. Various real return premiums over the baseline inflation rate have been established for each asset class. The long-term expected nominal rate of return has been determined by calculating a weighted averaged of the expected real return premiums for each asset class, adding the projected inflation rate and adding the expected return from rebalancing uncorrelated asset classes.

**CITY OF PATASKALA, OHIO**

NOTES TO THE BASIC FINANCIAL STATEMENTS  
FOR THE YEAR ENDED DECEMBER 31, 2021

**NOTE 16 - DEFINED BENEFIT OPEB PLANS - (Continued)**

Best estimates of the long-term expected geometric real rates of return for each major asset class included in OP&F's target asset allocation as of December 31, 2020, are summarized below:

Asset Class	Target Allocation	Long Term Expected Real Rate of Return **
Cash and Cash Equivalents	- %	0.00 %
Domestic Equity	21.00	4.10
Non-US Equity	14.00	4.80
Private Markets	8.00	6.40
Core Fixed Income *	23.00	0.90
High Yield Fixed Income	7.00	3.00
Private Credit	5.00	4.50
U.S. Inflation		
Linked Bonds *	17.00	0.70
Midstream Energy Infrastructure	5.00	5.60
Real Assets	8.00	5.80
Gold	5.00	1.90
Private Real Estate	12.00	5.30
Total	<u>125.00 %</u>	

Note: assumptions are geometric.

\* levered 2.5x

\*\* numbers include inflation

OP&F's Board of Trustees has incorporated the risk parity concept into OP&F's asset liability valuation with the goal of reducing equity risk exposure, which reduces overall Total Portfolio risk without sacrificing return, and creating a more risk-balanced portfolio based on their relationship between asset classes and economic environments. From the notional portfolio perspective above, the Total Portfolio may be levered up to 1.25 times due to the application of leverage in certain fixed income asset classes.

**Discount Rate** - For 2020, the total OPEB liability was calculated using the discount rate of 2.96%. For 2019, the total OPEB liability was calculated using the discount rate of 3.56%. The projection of cash flows used to determine the discount rate assumed the contribution from employers and from members would be computed based on contribution requirements as stipulated by State statute. Projected inflows from investment earnings were calculated using the longer-term assumed investment rate of return of 8.00%. Based on those assumptions, OP&F's fiduciary net position was projected to not be able to make all future benefit payments of current plan members. Therefore, a municipal bond rate of 2.12% at December 31, 2020 and 2.75% at December 31, 2019, was blended with the long-term rate of 8.00%, which resulted in a blended discount rate of 2.96% for 2020 and 3.56% for 2019. The municipal bond rate was determined using the Bond Buyers General Obligation 20-year Municipal Bond Index Rate. The OPEB plan's fiduciary net position was projected to be available to make all projected OPEB payments until 2037. The long-term expected rate of return on health care investments was applied to projected costs through 2037, and the municipal bond rate was applied to all health care costs after that date.

**CITY OF PATASKALA, OHIO**

NOTES TO THE BASIC FINANCIAL STATEMENTS  
FOR THE YEAR ENDED DECEMBER 31, 2021

**NOTE 16 - DEFINED BENEFIT OPEB PLANS - (Continued)**

*Sensitivity of the City's Proportionate Share of the Net OPEB Liability to Changes in the Discount Rate* - Net OPEB liability is sensitive to changes in the discount rate, and to illustrate the potential impact the following table presents the net OPEB liability calculated using the discount rate of 2.96%, as well as what the net OPEB liability would be if it were calculated using a discount rate that is one percentage point lower (1.96%), or one percentage point higher (3.96%) than the current rate.

	1% Decrease	Current Discount Rate	1% Increase
City's proportionate share of the net OPEB liability	\$ 697,112	\$ 559,057	\$ 445,178

*Sensitivity of the City's Proportionate Share of the Net OPEB Liability to Changes in the Health Care Cost Trend Rate* - The total OPEB liability is based on a medical benefit that is a flat dollar amount; therefore, it is unaffected by a health care cost trend rate. An increase or decrease in the trend rate would have no effect on the total OPEB liability.

**NOTE 17 - BUDGETARY BASIS OF ACCOUNTING**

While reporting financial position, results of operations, and changes in fund balance on the basis of accounting principles generally accepted in the United States of America (GAAP), the budgetary basis as provided by law is based upon accounting for certain transactions on a basis of cash receipts and disbursements.

The statement of revenue, expenditures and changes in fund balance - budget and actual (non-GAAP budgetary basis) presented for the general fund, Street fund and Police fund are presented on the budgetary basis to provide a meaningful comparison of actual results with the budget. The major differences between the budget basis and the GAAP basis are that:

- (a) Revenues and other financing sources are recorded when received in cash (budget basis) as opposed to when susceptible to accrual (GAAP basis);
- (b) Expenditures and other financing uses are recorded when paid in cash (budget basis) as opposed to when the liability is incurred (GAAP basis);
- (c) In order to determine compliance with Ohio law, and to reserve that portion of the applicable appropriation, total outstanding encumbrances (budget basis) are recorded as the equivalent of an expenditure, as opposed to assigned or committed fund balance for that portion of outstanding encumbrances not already recognized as an account payable (GAAP basis);
- (d) Advances-in and advances-out are operating transactions (budget basis) as opposed to balance sheet transactions (GAAP basis);
- (e) Investments are reported at cost (budget basis) as opposed to fair value (GAAP basis); and,
- (f) Some funds are included in the general fund (GAAP basis), but have separate legally adopted budgets (budget basis).



**CITY OF PATASKALA, OHIO**

NOTES TO THE BASIC FINANCIAL STATEMENTS  
FOR THE YEAR ENDED DECEMBER 31, 2021

**NOTE 17 - BUDGETARY BASIS OF ACCOUNTING - (Continued)**

The following table summarizes the adjustments necessary to reconcile the GAAP basis statements (as reported in the fund financial statements) to the budgetary basis statements for all governmental funds for which a budgetary basis statement is presented:

	<b>Net Change in Fund Balance</b>		
	<u><b>General Fund</b></u>	<u><b>Street Fund</b></u>	<u><b>Police Fund</b></u>
<b>Budget basis</b>	\$ 559,166	\$ 111,947	\$ 687,816
Net adjustment for revenue accruals	(2,368)	188,779	7,680
Net adjustment for expenditure accruals	(11,277)	(237,054)	53,896
Net adjustment for other sources/uses	-	193,100	-
Funds budgeted elsewhere	155,562	-	-
Adjustment for encumbrances	<u>83,913</u>	<u>604,270</u>	<u>90,288</u>
<b>GAAP basis</b>	<u><b>\$ 784,996</b></u>	<u><b>\$ 861,042</b></u>	<u><b>\$ 839,680</b></u>

Certain funds that are legally budgeted in separate special revenue funds are considered part of the general fund on a GAAP basis. This includes the unclaimed monies fund, recreation fund and sesquicentennial fund.

**NOTE 18 - CONTINGENCIES**

**A. Grants**

The City receives significant financial assistance from numerous federal and state agencies in the form of grants. The disbursement of funds received under these programs generally requires compliance with terms and conditions specified in the grant agreements and are subject to audit by the grantor agencies. Any disallowed claims resulting from such audits could become a liability of the general fund or other applicable funds. However, in the opinion of management, any such disallowed claims will not have a material effect on any of the financial statements of the individual fund types included herein or on the overall financial position of the City at December 31, 2021.

**B. Litigation**

The City is involved in various lawsuits. The City's management and legal counsel is of the opinion that the ultimate disposition of various claims and legal proceedings will not have a material adverse effect on the financial condition of the City.

**C. Ohio Public Entity Consortium Healthcare Cooperative (OPEC-HC)**

The City was previously a member of the Ohio Public Entity Consortium Health Cooperative (OPEC-HC), a risk-sharing pool, which provided employee health care benefits. As of January 1, 2018, the City became a part of the Central Ohio Health Care Consortium (COHCC) to provide health care benefits. The City's decision to change medical insurance networks resulted in the City assuming the liability for incurred but not reported (IBNR) claims. At the time of the report, the City is unable to determine the potential impact these claims will have on City in the future.

**CITY OF PATASKALA, OHIO**

NOTES TO THE BASIC FINANCIAL STATEMENTS  
FOR THE YEAR ENDED DECEMBER 31, 2021

**NOTE 18 - CONTINGENCIES - (Continued)**

**D. Asset Retirement Obligations**

Ohio Revised Code Section 6111.44 requires the City to submit any changes to their sewage treatment system to Ohio Environmental Protection Agency (Ohio EPA) for approval. Through this permitting process, the City would be responsible for addressing any public safety issues associated with their sewage treatment facilities and the permit would specify the procedures required to dispose of all or part of the sewage treatment plant. Due to the lack of specific legal requirements for retiring the sewage treatment plant, the City has determined that the asset retirement obligation cannot be reasonably estimated.

**NOTE 19 - FUND BALANCE**

Fund balance is classified as nonspendable, restricted, committed, assigned and/or unassigned based primarily on the extent to which the City is bound to observe constraints imposed upon the use of resources in the governmental funds. The constraints placed on fund balance for the major governmental funds and all other governmental funds are presented below:

Fund balance	General	Street Fund	Police Fund	Debt Service Fund	Nonmajor Governmental Funds	Total Governmental Funds
Nonspendable:						
Materials and supplies inventory	\$ 2,843	\$ 99,841	\$ -	\$ -	\$ -	\$ 102,684
Prepays	27,560	24,493	45,350	-	4,468	101,871
Unclaimed monies	2,244	-	-	-	-	2,244
<b>Total Nonspendable</b>	<b>32,647</b>	<b>124,334</b>	<b>45,350</b>	<b>-</b>	<b>4,468</b>	<b>206,799</b>
Restricted:						
Debt service	-	-	-	393,461	-	393,461
Capital improvements	-	-	-	-	3,267,763	3,267,763
Transportation projects	-	4,184,959	-	-	1,311,160	5,496,119
Police	-	-	4,454,185	-	58,163	4,512,348
<b>Total Restricted</b>	<b>-</b>	<b>4,184,959</b>	<b>4,454,185</b>	<b>393,461</b>	<b>4,637,086</b>	<b>13,669,691</b>
Committed:						
Capital improvements	-	-	-	-	145,738	145,738
Community development programs	-	-	-	-	63,432	63,432
Parks and recreation	-	-	-	-	139,218	139,218
<b>Total Committed</b>	<b>-</b>	<b>-</b>	<b>-</b>	<b>-</b>	<b>348,388</b>	<b>348,388</b>
Assigned:						
Subsequent year appropriation	368,197	-	-	-	-	368,197
General government	28,488	-	-	-	-	28,488
Community environment	13,891	-	-	-	-	13,891
Leisure time activities	264,382	-	-	-	-	264,382
Other purposes	367	-	-	-	-	367
<b>Total Assigned</b>	<b>675,325</b>	<b>-</b>	<b>-</b>	<b>-</b>	<b>-</b>	<b>675,325</b>
Unassigned	2,499,001	-	-	-	-	2,499,001
<b>Total Fund Balances</b>	<b>\$ 3,206,973</b>	<b>\$ 4,309,293</b>	<b>\$ 4,499,535</b>	<b>\$ 393,461</b>	<b>\$ 4,989,942</b>	<b>\$ 17,399,204</b>

**CITY OF PATASKALA, OHIO**

NOTES TO THE BASIC FINANCIAL STATEMENTS  
FOR THE YEAR ENDED DECEMBER 31, 2021

**NOTE 20 - CONTRACTUAL COMMITMENTS**

As a result of various projects that were in progress at December 31, 2021, the City had the following outstanding contractual commitments at year end:

<u>Vendor</u>	<u>Contract Amount</u>	<u>Amount Paid</u>	<u>Amount Outstanding</u>
Hull & Associates, Inc.	\$ 214,183	\$ (184,609)	\$ 29,574
Glaus, Pyle, Schomer, Burns & DeHaven, Inc.	89,075	(44,429)	44,646
PRIME Construction Management & Survey Inc.	75,000	(26,018)	48,982
Shelly Company	936,237	(813,728)	122,509
Law General Contracting	210,000	-	210,000
Spenco Excavating Inc.	64,000	-	64,000
Licking County Transportation Improvement District	940,000	-	940,000
Karr Park Improvement	60,784	(59,005)	1,779
Prime AE Group, Inc	<u>78,000</u>	<u>(59,653)</u>	<u>18,347</u>
<b>Total</b>	<b><u>\$ 2,667,279</u></b>	<b><u>\$ (1,187,442)</u></b>	<b><u>\$ 1,479,837</u></b>


**NOTE 21 - OTHER COMMITMENTS**

The City utilizes encumbrance accounting as part of its budgetary controls. Encumbrances outstanding at year end may be reported as part of restricted, committed, or assigned classifications of fund balance. At year end, the City's commitments for encumbrances in the governmental funds were as follows:

<u>Fund</u>	<u>Year-End Encumbrances</u>
General fund	\$ 73,689
Street fund	562,586
Police fund	76,452
Nonmajor governmental funds	<u>1,818,279</u>
<b>Total</b>	<b><u>\$ 2,531,006</u></b>

**NOTE 22 - COVID-19**

The United States and the State of Ohio declared a state of emergency in March of 2020 due to the COVID-19 pandemic. Ohio's state of emergency ended in June, 2021 while the national state of emergency continues. During 2021, the City received COVID-19 funding. The financial impact of COVID-19 and the continuing emergency measures may impact subsequent periods of the City. The impact on the City's future operating costs, revenues, and additional recovery from emergency funding, either federal or state, cannot be estimated.



THIS PAGE IS INTENTIONALLY LEFT BLANK

REQUIRED SUPPLEMENTARY INFORMATION

**CITY OF PATASKALA, OHIO**

SCHEDULES OF THE REQUIRED SUPPLEMENTARY INFORMATION

SCHEDULE OF THE CITY'S PROPORTIONATE SHARE OF  
THE NET PENSION LIABILITY/NET PENSION ASSET  
OHIO PUBLIC EMPLOYEES RETIREMENT SYSTEM (OPERS)

LAST EIGHT YEARS

	<u>2021</u>	<u>2020</u>	<u>2019</u>	<u>2018</u>
<i>Traditional Plan:</i>				
City's proportion of the net pension liability	0.012047%	0.011817%	0.011646%	0.011377%
City's proportionate share of the net pension liability	\$ 1,783,898	\$ 2,335,709	\$ 3,189,603	\$ 1,784,831
City's covered payroll	\$ 1,697,957	\$ 1,866,479	\$ 1,608,950	\$ 1,586,738
City's proportionate share of the net pension liability as a percentage of its covered payroll	105.06%	125.14%	198.24%	112.48%
Plan fiduciary net position as a percentage of the total pension liability	86.88%	82.17%	74.70%	84.66%
<i>Combined Plan:</i>				
City's proportion of the net pension asset	0.037375%	0.036682%	0.048226%	0.046440%
City's proportionate share of the net pension asset	\$ 107,888	\$ 76,492	\$ 53,928	\$ 63,220
City's covered payroll	\$ 164,707	\$ 163,293	\$ 206,257	\$ 190,192
City's proportionate share of the net pension asset as a percentage of its covered payroll	65.50%	46.84%	26.15%	33.24%
Plan fiduciary net position as a percentage of the total pension asset	157.67%	145.28%	126.64%	137.28%
<i>Member Directed Plan:</i>				
City's proportion of the net pension asset	0.000801%	0.000841%	0.000875%	0.000912%
City's proportionate share of the net pension asset	\$ 146	\$ 32	\$ 20	\$ 32
City's covered payroll	\$ 4,810	\$ 5,000	\$ 5,000	\$ 6,500
City's proportionate share of the net pension asset as a percentage of its covered payroll	3.04%	0.64%	0.40%	0.49%
Plan fiduciary net position as a percentage of the total pension asset	188.21%	118.84%	113.42%	124.46%

Note: Information prior to 2014 was unavailable. Schedule is intended to show information for 10 years. Additional years will be displayed as they become available.

Amounts presented for each fiscal year were determined as of the City's measurement date which is the prior year-end.

SEE ACCOMPANYING NOTES TO THE REQUIRED SUPPLEMENTARY INFORMATION

	<b>2017</b>	<b>2016</b>	<b>2015</b>	<b>2014</b>
	0.011970%	0.011771%	0.010490%	0.010490%
\$	2,718,183	\$ 2,038,886	\$ 1,265,211	\$ 1,236,634
\$	1,510,942	\$ 1,488,875	\$ 1,257,250	\$ 1,367,477
	179.90%	136.94%	100.63%	90.43%
	77.25%	81.08%	86.45%	86.36%
	0.049484%	0.048940%	0.051772%	0.051772%
\$	27,541	\$ 23,815	\$ 19,933	\$ 5,432
\$	171,058	\$ 164,317	\$ 167,775	\$ 207,762
	16.10%	14.49%	11.88%	2.61%
	116.55%	116.90%	114.83%	104.56%
	0.001000%	n/a	n/a	n/a
\$	4	n/a	n/a	n/a
\$	4,617	n/a	n/a	n/a
	0.09%	n/a	n/a	n/a
	103.40%	n/a	n/a	n/a

**CITY OF PATASKALA, OHIO**

SCHEDULES OF THE REQUIRED SUPPLEMENTARY INFORMATION

SCHEDULE OF THE CITY'S PROPORTIONATE SHARE OF  
THE NET PENSION LIABILITY  
OHIO POLICE AND FIRE (OP&F) PENSION FUND

LAST EIGHT YEARS

	<u>2021</u>	<u>2020</u>	<u>2019</u>	<u>2018</u>
City's proportion of the net pension liability	0.05276530%	0.04918190%	0.04957600%	0.04809100%
City's proportionate share of the net pension liability	\$ 3,597,058	\$ 3,313,155	\$ 4,046,712	\$ 2,951,559
City's covered payroll	\$ 1,412,068	\$ 1,390,574	\$ 1,240,337	\$ 1,174,932
City's proportionate share of the net pension liability as a percentage of its covered payroll	254.74%	238.26%	326.26%	251.21%
Plan fiduciary net position as a percentage of the total pension liability	70.65%	69.89%	63.07%	70.91%

Note: Information prior to 2014 was unavailable. Schedule is intended to show information for 10 years. Additional years will be displayed as they become available.

Amounts presented for each fiscal year were determined as of the City's measurement date which is the prior year-end.

SEE ACCOMPANYING NOTES TO THE REQUIRED SUPPLEMENTARY INFORMATION



<u>2017</u>	<u>2016</u>	<u>2015</u>	<u>2014</u>
0.05008300%	0.04760300%	0.04466590%	0.04466590%
\$ 3,172,196	\$ 3,062,320	\$ 2,313,880	\$ 2,175,369
\$ 1,130,068	\$ 1,107,637	\$ 1,020,095	\$ 896,285
280.71%	276.47%	226.83%	242.71%
68.36%	66.77%	72.20%	73.00%

**CITY OF PATASKALA, OHIO**

SCHEDULES OF THE REQUIRED SUPPLEMENTARY INFORMATION

SCHEDULE OF CITY PENSION CONTRIBUTIONS  
OHIO PUBLIC EMPLOYEES RETIREMENT SYSTEM (OPERS)

LAST TEN YEARS

	<u>2021</u>	<u>2020</u>	<u>2019</u>	<u>2018</u>
<i>Traditional Plan:</i>				
Contractually required contribution	\$ 290,079	\$ 237,714	\$ 261,307	\$ 225,253
Contributions in relation to the contractually required contribution	<u>(290,079)</u>	<u>(237,714)</u>	<u>(261,307)</u>	<u>(225,253)</u>
Contribution deficiency (excess)	<u>\$ -</u>	<u>\$ -</u>	<u>\$ -</u>	<u>\$ -</u>
City's covered payroll	\$ 2,071,993	\$ 1,697,957	\$ 1,866,479	\$ 1,608,950
Contributions as a percentage of covered payroll	14.00%	14.00%	14.00%	14.00%
<i>Combined Plan:</i>				
Contractually required contribution	\$ 24,956	\$ 23,059	\$ 22,861	\$ 28,876
Contributions in relation to the contractually required contribution	<u>(24,956)</u>	<u>(23,059)</u>	<u>(22,861)</u>	<u>(28,876)</u>
Contribution deficiency (excess)	<u>\$ -</u>	<u>\$ -</u>	<u>\$ -</u>	<u>\$ -</u>
City's covered payroll	\$ 178,257	\$ 164,707	\$ 163,293	\$ 206,257
Contributions as a percentage of covered payroll	14.00%	14.00%	14.00%	14.00%
<i>Member Directed Plan:</i>				
Contractually required contribution	\$ 525	\$ 481	\$ 500	\$ 500
Contributions in relation to the contractually required contribution	<u>(525)</u>	<u>(481)</u>	<u>(500)</u>	<u>(500)</u>
Contribution deficiency (excess)	<u>\$ -</u>	<u>\$ -</u>	<u>\$ -</u>	<u>\$ -</u>
City's covered payroll	\$ 5,250	\$ 4,810	\$ 5,000	\$ 5,000
Contributions as a percentage of covered payroll	10.00%	10.00%	10.00%	10.00%

Note: Information prior to 2016 for the City's member directed plan was unavailable. Schedule is intended to show information for 10 years. Additional years will be displayed as they become available.

SEE ACCOMPANYING NOTES TO THE REQUIRED SUPPLEMENTARY INFORMATION

<u>2017</u>	<u>2016</u>	<u>2015</u>	<u>2014</u>	<u>2013</u>	<u>2012</u>
\$ 206,276	\$ 181,313	\$ 178,665	\$ 150,870	\$ 177,772	\$ 100,627
<u>(206,276)</u>	<u>(181,313)</u>	<u>(178,665)</u>	<u>(150,870)</u>	<u>(177,772)</u>	<u>(100,627)</u>
<u>\$ -</u>	<u>\$ -</u>	<u>\$ -</u>	<u>\$ -</u>	<u>\$ -</u>	<u>\$ -</u>
\$ 1,586,738	\$ 1,510,942	\$ 1,488,875	\$ 1,257,250	\$ 1,367,477	\$ 1,006,270
13.00%	12.00%	12.00%	12.00%	13.00%	10.00%
\$ 24,725	\$ 20,527	\$ 19,718	\$ 20,133	\$ 27,009	\$ 13,814
<u>(24,725)</u>	<u>(20,527)</u>	<u>(19,718)</u>	<u>(20,133)</u>	<u>(27,009)</u>	<u>(13,814)</u>
<u>\$ -</u>	<u>\$ -</u>	<u>\$ -</u>	<u>\$ -</u>	<u>\$ -</u>	<u>\$ -</u>
\$ 190,192	\$ 171,058	\$ 164,317	\$ 167,775	\$ 207,762	\$ 173,761
13.00%	12.00%	12.00%	12.00%	13.00%	7.95%
\$ 650	\$ 554				
<u>(650)</u>	<u>(554)</u>				
<u>\$ -</u>	<u>\$ -</u>				
\$ 6,500	\$ 4,617				
10.00%	12.00%				

**CITY OF PATASKALA, OHIO**

SCHEDULES OF THE REQUIRED SUPPLEMENTARY INFORMATION

SCHEDULE OF CITY PENSION CONTRIBUTIONS  
OHIO POLICE AND FIRE (OP&F) PENSION FUND

LAST TEN YEARS

	<u>2021</u>	<u>2020</u>	<u>2019</u>	<u>2018</u>
<i>Police:</i>				
Contractually required contribution	\$ 310,545	\$ 268,293	\$ 264,209	\$ 235,664
Contributions in relation to the contractually required contribution	<u>(310,545)</u>	<u>(268,293)</u>	<u>(264,209)</u>	<u>(235,664)</u>
Contribution deficiency (excess)	<u>\$ -</u>	<u>\$ -</u>	<u>\$ -</u>	<u>\$ -</u>
City's covered payroll	\$ 1,634,447	\$ 1,412,068	\$ 1,390,574	\$ 1,240,337
Contributions as a percentage of covered payroll	19.00%	19.00%	19.00%	19.00%

SEE ACCOMPANYING NOTES TO THE REQUIRED SUPPLEMENTARY INFORMATION

<u>2017</u>	<u>2016</u>	<u>2015</u>	<u>2014</u>	<u>2013</u>	<u>2012</u>
\$ 223,237	\$ 214,713	\$ 210,451	\$ 193,818	\$ 142,360	\$ 110,378
<u>(223,237)</u>	<u>(214,713)</u>	<u>(210,451)</u>	<u>(193,818)</u>	<u>(142,360)</u>	<u>(110,378)</u>
<u>\$ -</u>	<u>\$ -</u>	<u>\$ -</u>	<u>\$ -</u>	<u>\$ -</u>	<u>\$ -</u>
\$ 1,174,932	\$ 1,130,068	\$ 1,107,637	\$ 1,020,095	\$ 896,285	\$ 865,710
19.00%	19.00%	19.00%	19.00%	15.88%	12.75%

**CITY OF PATASKALA, OHIO**

SCHEDULES OF THE REQUIRED SUPPLEMENTARY INFORMATION

SCHEDULE OF THE CITY'S PROPORTIONATE SHARE OF  
THE NET OPEB LIABILITY/NET OPEB ASSET  
OHIO PUBLIC EMPLOYEES RETIREMENT SYSTEM (OPERS)

LAST FIVE YEARS

	<u>2021</u>	<u>2020</u>	<u>2019</u>	<u>2018</u>	<u>2017</u>
City's proportion of the net OPEB liability/asset	0.012340%	0.012119%	0.012301%	0.011990%	0.012583%
City's proportionate share of the net OPEB liability/(asset)	\$ (219,846)	\$ 1,673,949	\$ 1,603,760	\$ 1,302,026	\$ 1,270,942
City's covered payroll	\$ 1,867,474	\$ 2,034,772	\$ 1,820,207	\$ 1,783,430	\$ 1,686,617
City's proportionate share of the net OPEB liability/asset as a percentage of its covered payroll	-11.77%	82.27%	88.11%	73.01%	75.35%
Plan fiduciary net position as a percentage of the total OPEB liability/asset	115.57%	47.80%	46.33%	54.14%	54.05%

Note: Information prior to 2017 was unavailable. Schedule is intended to show information for 10 years. Additional years will be displayed as they become available.

Amounts presented for each fiscal year were determined as of the City's measurement date which is the prior year-end.

SEE ACCOMPANYING NOTES TO THE REQUIRED SUPPLEMENTARY INFORMATION

**CITY OF PATASKALA, OHIO**

SCHEDULES OF THE REQUIRED SUPPLEMENTARY INFORMATION

SCHEDULE OF THE CITY'S PROPORTIONATE SHARE OF  
THE NET OPEB LIABILITY  
OHIO POLICE AND FIRE (OP&F) PENSION FUND

LAST FIVE YEARS

	<u>2021</u>	<u>2020</u>	<u>2019</u>	<u>2018</u>	<u>2017</u>
City's proportion of the net OPEB liability	0.05276530%	0.04918190%	0.04957600%	0.04809100%	0.05008300%
City's proportionate share of the net OPEB liability	\$ 559,057	\$ 485,806	\$ 451,466	\$ 2,724,769	\$ 2,377,327
City's covered payroll	\$ 1,412,068	\$ 1,390,574	\$ 1,240,337	\$ 1,174,932	\$ 1,130,068
City's proportionate share of the net OPEB liability as a percentage of its covered payroll	39.59%	34.94%	36.40%	231.91%	210.37%
Plan fiduciary net position as a percentage of the total OPEB liability	45.42%	47.08%	46.57%	14.13%	15.96%

Note: Information prior to 2017 was unavailable. Schedule is intended to show information for 10 years. Additional years will be displayed as they become available.

Amounts presented for each fiscal year were determined as of the City's measurement date which is the prior year-end.

SEE ACCOMPANYING NOTES TO THE REQUIRED SUPPLEMENTARY INFORMATION

**CITY OF PATASKALA, OHIO**

SCHEDULES OF THE REQUIRED SUPPLEMENTARY INFORMATION

SCHEDULE OF CITY OPEB CONTRIBUTIONS  
OHIO PUBLIC EMPLOYEES RETIREMENT SYSTEM (OPERS)

LAST TEN YEARS

	<u>2021</u>	<u>2020</u>	<u>2019</u>	<u>2018</u>
Contractually required contribution	\$ 210	\$ 192	\$ 200	\$ 200
Contributions in relation to the contractually required contribution	<u>(210)</u>	<u>(192)</u>	<u>(200)</u>	<u>(200)</u>
Contribution deficiency (excess)	<u>\$ -</u>	<u>\$ -</u>	<u>\$ -</u>	<u>\$ -</u>
City's covered payroll	\$ 2,255,500	\$ 1,867,474	\$ 2,034,772	\$ 1,820,207
Contributions as a percentage of covered payroll	0.01%	0.01%	0.01%	0.01%

SEE ACCOMPANYING NOTES TO THE REQUIRED SUPPLEMENTARY INFORMATION



<u>2017</u>	<u>2016</u>	<u>2015</u>	<u>2014</u>	<u>2013</u>	<u>2012</u>
\$ 17,819	\$ 33,732	\$ 33,064	\$ 27,094	\$ 15,746	\$ 87,090
<u>(17,819)</u>	<u>(33,732)</u>	<u>(33,064)</u>	<u>(27,094)</u>	<u>(15,746)</u>	<u>(87,090)</u>
<u>\$ -</u>	<u>\$ -</u>	<u>\$ -</u>	<u>\$ -</u>	<u>\$ -</u>	<u>\$ -</u>
\$ 1,783,430	\$ 1,686,617	\$ 1,653,192	\$ 1,425,025	\$ 1,575,239	\$ 1,180,031
1.00%	2.00%	2.00%	1.90%	1.00%	7.38%

**CITY OF PATASKALA, OHIO**

SCHEDULES OF THE REQUIRED SUPPLEMENTARY INFORMATION

SCHEDULE OF CITY OPEB CONTRIBUTIONS  
OHIO POLICE AND FIRE (OP&F) PENSION FUND

LAST TEN YEARS

	<u>2021</u>	<u>2020</u>	<u>2019</u>	<u>2018</u>
<i>Police:</i>				
Contractually required contribution	\$ 8,172	\$ 7,060	\$ 6,953	\$ 6,202
Contributions in relation to the contractually required contribution	<u>(8,172)</u>	<u>(7,060)</u>	<u>(6,953)</u>	<u>(6,202)</u>
Contribution deficiency (excess)	<u>\$ -</u>	<u>\$ -</u>	<u>\$ -</u>	<u>\$ -</u>
City's covered payroll	\$ 1,634,447	\$ 1,412,068	\$ 1,390,574	\$ 1,240,337
Contributions as a percentage of covered payroll	0.50%	0.50%	0.50%	0.50%

SEE ACCOMPANYING NOTES TO THE REQUIRED SUPPLEMENTARY INFORMATION

<u>2017</u>	<u>2016</u>	<u>2015</u>	<u>2014</u>	<u>2013</u>	<u>2012</u>
\$ 5,875	\$ 5,803	\$ 5,688	\$ 4,921	\$ 34,237	\$ 58,435
<u>(5,875)</u>	<u>(5,803)</u>	<u>(5,688)</u>	<u>(4,921)</u>	<u>(34,237)</u>	<u>(58,435)</u>
<u>\$ -</u>	<u>\$ -</u>	<u>\$ -</u>	<u>\$ -</u>	<u>\$ -</u>	<u>\$ -</u>
\$ 1,174,932	\$ 1,130,068	\$ 1,107,637	\$ 1,020,095	\$ 896,285	\$ 865,710
0.50%	0.50%	0.50%	0.50%	3.62%	6.75%

CITY OF PATASKALA, OHIO

NOTES TO THE REQUIRED SUPPLEMENTARY INFORMATION  
FOR THE YEAR ENDED DECEMBER 31, 2021

PENSION

---

*OHIO PUBLIC EMPLOYEES RETIREMENT SYSTEM (OPERS)*

*Changes in benefit terms :*

- There were no changes in benefit terms from the amounts reported for 2014-2021.

*Changes in assumptions :*

- There were no changes in methods and assumptions used in the calculation of actuarial determined contributions for 2014-2016.
- For 2017, the following were the most significant changes of assumptions that affected the total pension liability since the prior measurement date: (a) reduction in the actuarially assumed rate of return from 8.00% down to 7.50%, (b) for defined benefit investments, decreasing the wage inflation from 3.75% to 3.25% and (c) changing the future salary increases from a range of 4.25%-10.05% to 3.25%-10.75%.
- There were no changes in assumptions for 2018.
- For 2019, the following were the most significant changes of assumptions that affected the total pension liability since the prior measurement date: (a) the assumed rate of return and discount rate were reduced from 7.50% down to 7.20%.
- There were no changes in assumptions for 2020.
- There were no changes in assumptions for 2021.

OHIO POLICE AND FIRE (OP&F) PENSION FUND

*Changes in benefit terms :*

- There were no changes in benefit terms from the amounts reported for 2014-2021.

*Changes in assumptions :*

- There were no changes in methods and assumptions used in the calculation of actuarial determined contributions for 2014-2017.
- For 2018, the following were the most significant changes of assumptions that affected the total pension since the prior measurement date: (a) reduction in the actuarially assumed rate of return from 8.50% down to 8.00%, (b) changing the future salary increases from a range of 4.25%-11.00% to 3.75%-10.50%, (c) reduction in payroll increases from 3.75% down to 3.25%, (d) reduction in inflation assumptions from 3.25% down to 2.75% and (e) Cost of Living Adjustments (COLA) were reduced from 2.60% and 3.00% simple to 2.20% and 3.00% simple.
- There were no changes in assumptions for 2019.
- There were no changes in assumptions for 2020.
- There were no changes in assumptions for 2021.

(Continued)

CITY OF PATASKALA, OHIO

NOTES TO THE REQUIRED SUPPLEMENTARY INFORMATION (CONTINUED)  
FOR THE YEAR ENDED DECEMBER 31, 2021

OTHER POSTEMPLOYMENT BENEFITS (OPEB)

---

OHIO PUBLIC EMPLOYEES RETIREMENT SYSTEM (OPERS)

*Changes in benefit terms :*

- There were no changes in benefit terms from the amounts reported for 2017-2020.

▫

For 2021, the following were the most significant changes in benefit terms since the prior measurement date: the Board approved several changes to the health care plan offered to Medicare and non-Medicare retirees in efforts to decrease costs and increase the solvency of the health care Plan. These changes are effective January 1, 2022 and include changes to base allowances and eligibility for Medicare retirees, as well as replacing OPERS-sponsored medical plans for non-Medicare retirees with monthly allowances, similar to the program for Medicare retirees. These changes are reflected in the December 31, 2020 measurement date health care valuation. These changes significantly decreased the total OPEB liability for the measurement date December 31, 2020.

*Changes in assumptions :*

- There were no changes in methods and assumptions used in the calculation of actuarial determined contributions for 2017.
- For 2018, the following were the most significant changes of assumptions that affected the total OPEB liability since the prior measurement date: (a) reduction in the actuarially assumed rate of return from 4.23% down to 3.85%.
- For 2019, the following were the most significant changes of assumptions that affect the total OPEB liability since the prior measurement date: (a) the discount rate was increased from 3.85% up to 3.96%, (b) The investment rate of return was decreased from 6.50% percent down to 6.00%, (c) the municipal bond rate was increased from 3.31% up to 3.71% and (d) the health care cost trend rate was increased from 7.50%, initial/3.25%, ultimate in 2028 up to 10.00%, initial/3.25% ultimate in 2029.
- For 2020, the following were the most significant changes of assumptions that affect the total OPEB liability since the prior measurement date: (a) the discount rate was decreased from 3.96% up to 3.16%, (b) the municipal bond rate was decreased from 3.71% up to 2.75% and (c) the health care cost trend rate was increased from 10.50%, initial/3.25%, ultimate in 2029 up to 10.50%, initial/3.50% ultimate in 2030.
- For 2021, the following were the most significant changes of assumptions that affect the total OPEB liability since the prior measurement date: (a) the discount rate was increased from 3.16% up to 6.00%, (b) the municipal bond rate was decreased from 2.75% up to 2.00% and (c) the health care cost trend rate was decreased from 10.00%, initial/3.50%, ultimate in 2030 down to 8.50%, initial/3.50% ultimate in 2035.

OHIO POLICE AND FIRE (OP&F) PENSION FUND

*Changes in benefit terms :*


- There were no changes in benefit terms from the amounts reported for 2017-2018.
- For 2019, OP&F changed its retiree health care model from a self-insured health care plan to a stipend-based health care model.
- There were no changes in benefit terms from the amounts reported for 2020.
- There were no changes in benefit terms from the amounts reported for 2021.

*Changes in assumptions :*

- There were no changes in methods and assumptions used in the calculation of actuarial determined contributions for 2017.
- For 2018, the following were the most significant changes of assumptions that affected the total OPEB liability since the prior measurement date: (a) DROP interest rate was reduced from 4.50% to 4.00%, (b) CPI-based COLA was reduced from 2.60% to 2.20%, (c) investment rate of return was reduced from 8.25% to 8.00%, (d) salary increases were reduced from 3.75% to 3.25% and (e) payroll growth was reduced from 3.75% to 3.25%.
- For 2019, the following were the most significant changes of assumptions that affect the total OPEB liability since the prior measurement date: (a) the discount rate was increased from 3.24% up to 4.66%.
- For 2020, the following were the most significant changes of assumptions that affect the total OPEB liability since the prior measurement date: (a) the discount rate was decreased from 4.66% up to 3.56%.
- For 2021, the following were the most significant changes of assumptions that affect the total OPEB liability since the prior measurement date: (a) the discount rate was decreased from 3.56% down to 2.96%.



THIS PAGE IS INTENTIONALLY LEFT BLANK



COMBINING STATEMENTS  
AND INDIVIDUAL FUND SCHEDULES

**CITY OF PATASKALA, OHIO**  
INDIVIDUAL FUND SCHEDULES  
FUND DESCRIPTIONS - GOVERNMENTAL FUNDS

**GENERAL FUND**

The general fund accounts for all financial resources except those required to be accounted for in another fund. The general fund balance is available to the City for any purpose provided it is expended or transferred according to the charter of the City and/or the general laws of Ohio.

**MAJOR FUNDS**

***Street Fund***

The street fund accounts for revenues generated from license and gasoline taxes that are restricted to be used on local roads within the City.

***Police Fund***

This fund accounts for tax and other revenues collected that are restricted for police operations.

***Debt Service Fund***

This fund accounts for income taxes that are restricted for the use of paying principal and interest.

**NONMAJOR SPECIAL REVENUE FUNDS**

Special revenue funds are used to account for and report the proceeds of specific revenue sources that are restricted or committed to expenditure for specific purposes other than debt service or capital projects. The term *proceeds of specific revenue sources* establishes that one or more specific restricted or committed revenues should be the foundation for a special revenue fund. The following are the special revenue funds which the City operates:

***State Highway Fund***

This fund accounts for the portion of state gasoline tax restricted for maintenance of state highways within the City.

***Ecological Preservation Fund***

This fund accounts for revenues received that are restricted for the use of preserving ecological projects within the City.

***Pataskala Corporate Park Joint Economic Development District (JEDD Income Tax) Fund***

This fund accounts for income taxes received from collections within the Pataskala Corporate Park which are restricted for improvements specifically within the Corporate Park.

***Permissive License Tax Fund***

This fund accounts for the \$5.00 license tax levied by the City of Pataskala and Licking County on each motor vehicle registered in the City. Money is restricted for planning, constructing, improving, maintaining, and repairing roads, streets and bridges within the City.

***Park Use Fund***

This fund accounts for developers' fees collected that are committed for capital improvements associated with the City's parks.

***Immobilization Fund***

This fund receives fines assessed from City's Mayor's Court for immobilized vehicles. Money is restricted for training and education purposes.

***Court Computer Fund***

This fund receives fines assessed from the City's Mayor's Court and are restricted to improve the court computer systems.



**CITY OF PATASKALA, OHIO**

**INDIVIDUAL FUND SCHEDULES  
FUND DESCRIPTIONS - GOVERNMENTAL FUNDS**

**NONMAJOR SPECIAL REVENUE FUNDS (CONTINUED)**

***Alcohol Enforcement and Education Fund***

Account for fines received by the City's Mayor's Court and are restricted to educate the public about laws governing the operation of motor vehicles while under the influence.

***Law Enforcement Trust Fund***

Accounts for fines generated in the prosecution of those in possession of contraband and any proceeds received from the sale of confiscated contraband. This money is restricted for any law enforcement activity.

***Pataskala Mobile Home Park Fund***

This fund accounts for a donation received that are committed for maintenance of the storm sewer line underlying the railroad tracks within the City.

***Indigent Driver Interlock Fund***

This fund accounts for fine and forfeitures that are restricted for expenditures related to indigent drivers.

***Law Enforcement Training Fund***

This fund accounts for federal and state grant dollars that are restricted for the purpose of training police officers in the City.

***Payment in Lieu Fund***

This fund accounts for resources provided by developers that are committed for further use. Developers provide funds to the City in lieu of installing sidewalks, planting trees, etc.

***Coronavirus Loan Fiscal Recovery Fund***

This fund is used to account for grant money received under the American Rescue Plan Act (ARPA) that is restricted for use on items related to ARPA programs. This fund does not have a budgetary schedule as the City is using these amounts for sewer capital projects.

***Fire Escrow Fund***

This fund is used to account for funds for insurance payments received and disbursed as agent relative to fire damages incurred by City property owners.

***Vendor Bond & Escrow Fund***

This fund is used to account for funds received as deposits from vendors doing business within the city.

The following funds are included in the general fund (GAAP basis), but have separate legally adopted budgets (budget basis):

***Unclaimed Monies Fund***

This fund is used to account for resources that are unclaimed monies that have not been distributed. The fund balance of this fund is nonspendable.

***Recreation Fund***

This fund accounts for fees charged for recreational activities and is used for park and recreation purposes.

***Sesquicentennial Fund***

This fund receives grants and donations to be used for historical activities and programs within the City.

***Payroll Clearing Fund***

To account for money held related to employee and employer payroll items due to others. This fund does not require a budget, therefore no budgetary statement is presented.

The following fund is included in the police fund (GAAP basis), but has a separate legally adopted budget (budget basis):

***Police K-9 Unit Fund***

This fund receives grants and donations for the upkeep, care, and maintenance of the City's investigative police dog.

**CITY OF PATASKALA, OHIO**  
INDIVIDUAL FUND SCHEDULES  
FUND DESCRIPTIONS - GOVERNMENTAL FUNDS

**NONMAJOR CAPITAL PROJECTS FUNDS**

Capital project funds are used to account for and report financial resources that are restricted, committed or assigned to expenditure for capital outlays, including the acquisition or construction of capital facilities and other capital assets. Capital project funds exclude those types of capital-related outflows financed by proprietary funds or for assets that will be held in trust for individuals, private organizations, or other governments. The following is a description of all nonmajor capital project funds:

**Nonmajor Capital Projects Funds**

***Capital Improvements Fund***

This fund is used to account for income taxes that are restricted for the purchase of equipment and to construct capital assets.

***Bond Improvements Fund***

This fund is used to account for bond or note proceeds that are restricted for the purchase of equipment and to construct capital assets.

***Issue II Fund***

This fund is used to account for transfers and intergovernmental revenues that are restricted for Issue II projects.

***State Route 310 Tax Increment Finance Equivalent Fund***

This fund accounts for tax incentive equivalent funds.

***Capital Facilities Fund***

This fund is used to account for rental income that is committed to various capital facilities projects in the City.

***Builder's Escrow Fund***

This fund is to account for money held for construction projects throughout the City.

CITY OF PATASKALA, OHIO

SCHEDULE OF REVENUES, EXPENDITURES AND CHANGES IN  
 FUND BALANCE - BUDGET AND ACTUAL (NON-GAAP BUDGETARY BASIS)  
**GENERAL FUND**  
 FOR THE YEAR ENDED DECEMBER 31, 2021

	<u>Budgeted Amounts</u>			<b>Variance with Final Budget Positive (Negative)</b>
	<u>Original</u>	<u>Final</u>	<u>Actual</u>	
<b>Revenues:</b>				
Real and Other Taxes	\$ 1,164,770	\$ 1,337,270	\$ 1,329,840	\$ (7,430)
Licenses and Permits	252,750	282,800	316,245	33,445
Fines and Forfeitures	102,850	56,850	76,313	19,463
Intergovernmental	207,978	247,978	328,289	80,311
Special Assessments	2,500	1,000	5,855	4,855
Investment Income	29,100	20,000	18,656	(1,344)
Other	21,500	30,000	27,514	(2,486)
<b>Total Revenues</b>	<b>1,781,448</b>	<b>1,975,898</b>	<b>2,102,712</b>	<b>126,814</b>
<b>Expenditures:</b>				
<i>Current:</i>				
<u>General Government</u>				
General Government				
Salaries & related	41,328	35,934	30,028	5,906
Contractual services	349,400	316,484	205,407	111,077
General operating	122,222	101,236	35,563	65,673
<b>Total General Government</b>	<b>512,950</b>	<b>453,654</b>	<b>270,998</b>	<b>182,656</b>
Court & Legal				
Salaries & related	104,442	101,306	92,997	8,309
Contractual services	208,031	195,886	118,911	76,975
General operating	8,224	7,250	1,643	5,607
<b>Total Court &amp; Legal</b>	<b>320,697</b>	<b>304,442</b>	<b>213,551</b>	<b>90,891</b>
Executive & Legislative				
Salaries & related	163,486	160,520	150,953	9,567
Contractual services	13,734	13,720	7,930	5,790
General operating	35,623	31,427	18,994	12,433
<b>Total Executive &amp; Legislative</b>	<b>212,843</b>	<b>205,667</b>	<b>177,877</b>	<b>27,790</b>
Finance				
Salaries & related	50,257	50,478	40,797	9,681
Contractual services	40,664	39,403	38,793	610
General operating	24,477	23,077	8,796	14,281
<b>Total Finance</b>	<b>115,398</b>	<b>112,958</b>	<b>88,386</b>	<b>24,572</b>
Parks, Lands & Municipal Facilities				
Salaries & related	300	300	300	-
Contractual services	115,039	98,766	67,572	31,194
General operating	246,803	231,206	179,697	51,509
Capital outlay	33,800	33,800	22,890	10,910
<b>Total Parks, Lands &amp; Municipal Facilities</b>	<b>395,942</b>	<b>364,072</b>	<b>270,459</b>	<b>93,613</b>
<b>Total General Government</b>	<b>1,557,830</b>	<b>1,440,793</b>	<b>1,021,271</b>	<b>419,522</b>

--Continued

CITY OF PATASKALA, OHIO

SCHEDULE OF REVENUES, EXPENDITURES AND CHANGES IN  
 FUND BALANCE - BUDGET AND ACTUAL (NON-GAAP BUDGETARY BASIS)  
**GENERAL FUND (CONTINUED)**  
 FOR THE YEAR ENDED DECEMBER 31, 2021

	<u>Budgeted Amounts</u>		<u>Actual</u>	<u>Variance with Final Budget Positive (Negative)</u>
	<u>Original</u>	<u>Final</u>		
<u>Community Environment</u>				
General Government				
Salaries & related	\$ 403,534	\$ 393,208	\$ 327,140	\$ 66,068
Contractual services	27,540	21,990	9,906	12,084
General operating	58,033	43,066	19,201	23,865
<b>Total General Government</b>	<b>489,107</b>	<b>458,264</b>	<b>356,247</b>	<b>102,017</b>
<b>Total Community Environment</b>	<b>489,107</b>	<b>458,264</b>	<b>356,247</b>	<b>102,017</b>
<u>Leisure Time Activities</u>				
Parks, Lands & Municipal Facilities				
Salaries & related	70,508	72,887	66,028	6,859
Contractual services	2,038	-	-	-
General operating	8,345	-	-	-
<b>Total Parks, Lands &amp; Municipal Facilities</b>	<b>80,891</b>	<b>72,887</b>	<b>66,028</b>	<b>6,859</b>
<b>Total Leisure Time Activities</b>	<b>80,891</b>	<b>72,887</b>	<b>66,028</b>	<b>6,859</b>
<b>Total Expenditures</b>	<b>2,127,828</b>	<b>1,971,944</b>	<b>1,443,546</b>	<b>528,398</b>
<b>Excess (Deficiency) of Revenues Over (Under) Expenditures</b>	<b>(346,380)</b>	<b>3,954</b>	<b>659,166</b>	<b>655,212</b>
<b>Other Financing Sources (Uses):</b>				
Sale of assets	-	1,500	-	(1,500)
Transfers out	(100,000)	(100,000)	(100,000)	-
<b>Total Other Financing Sources (Uses)</b>	<b>(100,000)</b>	<b>(98,500)</b>	<b>(100,000)</b>	<b>(1,500)</b>
<b>Net Change in Fund Balance</b>	<b>(446,380)</b>	<b>(94,546)</b>	<b>559,166</b>	<b>653,712</b>
<b>Fund Balance at Beginning of Year</b>	2,059,381	2,059,381	2,059,381	-
<b>Prior Year Encumbrances Appropriated</b>	230,517	230,517	230,517	-
<b>Fund Balance at End of Year</b>	<b>\$ 1,843,518</b>	<b>\$ 2,195,352</b>	<b>\$ 2,849,064</b>	<b>\$ 653,712</b>

CITY OF PATASKALA, OHIO

SCHEDULE OF REVENUES, EXPENDITURES AND CHANGES IN  
FUND BALANCE - BUDGET AND ACTUAL (NON-GAAP BUDGETARY BASIS)

STREET FUND

FOR THE YEAR ENDED DECEMBER 31, 2021

	Budgeted Amounts		Actual	Variance with Final Budget Positive (Negative)
	Original	Final		
<b>Revenues:</b>				
Income taxes	\$ 1,917,579	\$ 2,370,000	\$ 2,249,023	\$ (120,977)
Intergovernmental	1,083,750	1,083,750	1,149,048	65,298
Investment income	49,487	25,000	24,495	(505)
Charges for services	-	-	900	900
Other	30,000	30,000	20,317	(9,683)
<b>Total Revenues</b>	<b>3,080,816</b>	<b>3,508,750</b>	<b>3,443,783</b>	<b>(64,967)</b>
<b>Expenditures:</b>				
<i>Current:</i>				
<u>General Government</u>				
General Government				
Salaries & related	79,640	74,118	72,593	1,525
Contractual services	391,242	419,140	336,769	82,371
General operating	10,163	10,087	2,083	8,004
<b>Total General Government</b>	<b>481,045</b>	<b>503,345</b>	<b>411,445</b>	<b>91,900</b>
Court & Legal				
Contractual services	62,658	58,949	44,981	13,968
<b>Total Court &amp; Legal</b>	<b>62,658</b>	<b>58,949</b>	<b>44,981</b>	<b>13,968</b>
Finance				
Salaries & related	96,610	100,315	91,766	8,549
Contractual services	25,685	25,003	22,471	2,532
General operating	110,877	131,717	119,639	12,078
<b>Total Finance</b>	<b>233,172</b>	<b>257,035</b>	<b>233,876</b>	<b>23,159</b>
Parks, Lands & Municipal Facilities				
General operating	31,088	24,066	15,083	8,983
<b>Total Parks, Lands &amp; Municipal Facilities</b>	<b>31,088</b>	<b>24,066</b>	<b>15,083</b>	<b>8,983</b>
<b>Total General Government</b>	<b>807,963</b>	<b>843,395</b>	<b>705,385</b>	<b>138,010</b>
<u>Transportation</u>				
Public Service				
Salaries & related	1,009,592	973,041	787,955	185,086
Contractual services	284,818	251,361	170,993	80,368
General operating	393,098	340,503	243,654	96,849
Capital outlay	1,004,480	1,431,559	1,423,849	7,710
<b>Total Transportation</b>	<b>2,691,988</b>	<b>2,996,464</b>	<b>2,626,451</b>	<b>370,013</b>
<b>Total Expenditures</b>	<b>3,499,951</b>	<b>3,839,859</b>	<b>3,331,836</b>	<b>508,023</b>
<b>Net Change in Fund Balance</b>	<b>(419,135)</b>	<b>(331,109)</b>	<b>111,947</b>	<b>443,056</b>
<b>Fund Balance at Beginning of Year</b>	<b>2,334,786</b>	<b>2,334,786</b>	<b>2,334,786</b>	<b>-</b>
<b>Prior Year Encumbrances Appropriated</b>	<b>554,555</b>	<b>554,555</b>	<b>554,555</b>	<b>-</b>
<b>Fund Balance at End of Year</b>	<b>\$ 2,470,206</b>	<b>\$ 2,558,232</b>	<b>\$ 3,001,288</b>	<b>\$ 443,056</b>

CITY OF PATASKALA, OHIO

SCHEDULE OF REVENUES, EXPENDITURES AND CHANGES IN  
 FUND BALANCE - BUDGET AND ACTUAL (NON-GAAP BUDGETARY BASIS)  
**POLICE FUND**  
 FOR THE YEAR ENDED DECEMBER 31, 2021

	Budgeted Amounts			Variance with Final Budget Positive (Negative)
	Original	Final	Actual	
<b>Revenues:</b>				
Income taxes	\$ 3,205,678	\$ 3,900,000	\$ 3,759,766	\$ (140,234)
Charges for services	3,100	3,800	6,217	2,417
Fines and forfeitures	500	150	70	(80)
Intergovernmental	9,400	5,000	715	(4,285)
Investment income	35,625	25,000	25,849	849
Other	60,500	32,200	22,279	(9,921)
<b>Total Revenues</b>	<b>3,314,803</b>	<b>3,966,150</b>	<b>3,814,896</b>	<b>(151,254)</b>
<b>Expenditures:</b>				
<i>Current:</i>				
<u>General Government</u>				
General Government				
Salaries & related	2,500	2,500		2,500
Contractual services	95,008	93,490	46,002	47,488
General operating	10,020	10,000	549	9,451
<b>Total General Government</b>	<b>107,528</b>	<b>105,990</b>	<b>46,551</b>	<b>59,439</b>
Court & Legal				
Contractual services	55,492	55,492	48,492	7,000
<b>Total Court &amp; Legal</b>	<b>55,492</b>	<b>55,492</b>	<b>48,492</b>	<b>7,000</b>
Finance				
Salaries & related	96,608	100,315	91,766	8,549
Contractual services	25,583	25,003	23,846	1,157
General operating	191,718	217,558	199,165	18,393
<b>Total Finance</b>	<b>313,909</b>	<b>342,876</b>	<b>314,777</b>	<b>28,099</b>
Parks, Lands & Municipal Facilities				
Contractual services	35,760	32,615	22,890	9,725
General operating	43,372	36,944	23,719	13,225
<b>Total Parks, Lands &amp; Municipal Facilities</b>	<b>79,132</b>	<b>69,559</b>	<b>46,609</b>	<b>22,950</b>
<b>Total General Government</b>	<b>556,061</b>	<b>573,917</b>	<b>456,429</b>	<b>117,488</b>
<u>Security of Persons &amp; Property</u>				
Police				
Salaries & related	2,730,031	2,665,030	2,373,970	291,060
Contractual services	33,658	31,221	26,347	4,874
General operating	302,635	274,303	184,309	89,994
Capital outlay	97,061	97,061	63,525	33,536
<b>Total Police</b>	<b>3,163,385</b>	<b>3,067,615</b>	<b>2,648,151</b>	<b>419,464</b>
<b>Total Security of Persons &amp; Property</b>	<b>3,163,385</b>	<b>3,067,615</b>	<b>2,648,151</b>	<b>419,464</b>
<b>Total Expenditures</b>	<b>3,719,446</b>	<b>3,641,532</b>	<b>3,104,580</b>	<b>536,952</b>
<b>Excess (Deficiency) of Revenues Over (Under) Expenditures</b>	<b>(404,643)</b>	<b>324,618</b>	<b>710,316</b>	<b>385,698</b>

--Continued

CITY OF PATASKALA, OHIO

SCHEDULE OF REVENUES, EXPENDITURES AND CHANGES IN  
 FUND BALANCE - BUDGET AND ACTUAL (NON-GAAP BUDGETARY BASIS)  
**POLICE FUND (CONTINUED)**  
 FOR THE YEAR ENDED DECEMBER 31, 2021

	<u>Budgeted Amounts</u>		<u>Actual</u>	<b>Variance with Final Budget Positive (Negative)</b>
	<u>Original</u>	<u>Final</u>		
<b>Other Financing Sources (Uses):</b>				
Sale of capital assets	\$ -	\$ 500	\$ -	\$ (500)
Transfers out	(22,500)	(22,500)	(22,500)	-
<b>Total Other Financing Sources (Uses)</b>	<b>(22,500)</b>	<b>(22,000)</b>	<b>(22,500)</b>	<b>(500)</b>
<b>Net Change in Fund Balance</b>	<b>(427,143)</b>	<b>302,618</b>	<b>687,816</b>	<b>385,198</b>
<b>Fund Balance at Beginning of Year</b>	3,029,328	3,029,328	3,029,328	-
<b>Prior Year Encumbrances Appropriated</b>	190,601	190,601	190,601	-
<b>Fund Balance at End of Year</b>	<b>\$ 2,792,786</b>	<b>\$ 3,522,547</b>	<b>\$ 3,907,745</b>	<b>\$ 385,198</b>

CITY OF PATASKALA, OHIO

SCHEDULE OF REVENUES, EXPENDITURES AND CHANGES IN  
 FUND BALANCE - BUDGET AND ACTUAL (NON-GAAP BUDGETARY BASIS)  
**DEBT SERVICE FUND**  
 FOR THE YEAR ENDED DECEMBER 31, 2021

	Budgeted Amount		Actual	Variance with Final Budget Positive (Negative)
	Original	Final		
<b>Revenues:</b>				
Income taxes	\$ 617,822	\$ 775,000	\$ 724,608	\$ (50,392)
Intergovernmental	1,260	1,260	138	(1,122)
Investment income	3,150	3,150	3,129	(21)
Other	-	5,000	3,619	(1,381)
<b>Total Revenues</b>	<b>622,232</b>	<b>784,410</b>	<b>731,494</b>	<b>(52,916)</b>
<b>Expenditures:</b>				
<i>Current:</i>				
<u>General government</u>				
Finance				
General operating	36,235	42,485	38,143	4,342
<b>Total Finance</b>	<b>36,235</b>	<b>42,485</b>	<b>38,143</b>	<b>4,342</b>
<b>Total General Government</b>	<b>36,235</b>	<b>42,485</b>	<b>38,143</b>	<b>4,342</b>
<i>Debt service:</i>				
Principal retirement	732,792	731,763	731,761	2
Interest and fiscal charges	268,756	269,783	269,782	1
<b>Total Debt Service</b>	<b>1,001,548</b>	<b>1,001,546</b>	<b>1,001,543</b>	<b>3</b>
<b>Total Expenditures</b>	<b>1,037,783</b>	<b>1,044,031</b>	<b>1,039,686</b>	<b>4,345</b>
<b>Excess of Expenditures Over Revenues</b>	<b>(415,551)</b>	<b>(259,621)</b>	<b>(308,192)</b>	<b>(48,571)</b>
<b>Other Financing Sources:</b>				
Transfers in	277,591	319,621	319,618	(3)
<b>Total Other Financing Sources</b>	<b>277,591</b>	<b>319,621</b>	<b>319,618</b>	<b>(3)</b>
<b>Net Change in Fund Balance</b>	<b>(137,960)</b>	<b>60,000</b>	<b>11,426</b>	<b>(48,574)</b>
<b>Fund Balance at Beginning of Year</b>	282,040	282,040	282,040	-
<b>Prior year encumbrances appropriated</b>	2	2	2	-
<b>Fund Balance at End of Year</b>	<b>\$ 144,082</b>	<b>\$ 342,042</b>	<b>\$ 293,468</b>	<b>\$ (48,574)</b>




**CITY OF PATASKALA, OHIO**  
**COMBINING BALANCE SHEET**  
**NONMAJOR GOVERNMENTAL FUNDS**  
**DECEMBER 31, 2021**

	<b>Nonmajor Special Revenue Funds</b>	<b>Nonmajor Capital Projects Funds</b>	<b>Total Nonmajor Governmental Funds</b>
<b>Assets:</b>			
Equity in pooled cash and investments	\$ 1,191,342	\$ 4,219,276	\$ 5,410,618
Receivables (net of allowances of uncollectibles):			
Income taxes	-	44,870	44,870
Real and other taxes	23,975	-	23,975
Accounts	560	-	560
Accrued interest	915	2,053	2,968
Payments in lieu of taxes	-	251,666	251,666
Due from other governments	45,995	-	45,995
Prepayments	4,468	-	4,468
<u>Restricted assets:</u>			
Cash with fiscal and escrow agents	372,915	-	372,915
<b>Total Assets</b>	<b>\$ 1,640,170</b>	<b>\$ 4,517,865</b>	<b>\$ 6,158,035</b>
<b>Liabilities:</b>			
Accounts payable	\$ 17,588	\$ 26,475	\$ 44,063
Due to other governments	-	354	354
Unearned revenue	15,315	796,225	811,540
<b>Total Liabilities</b>	<b>32,903</b>	<b>823,054</b>	<b>855,957</b>
<b>Deferred Inflows of Resources:</b>			
Investment income not available	501	1,123	1,624
Income tax revenue not available	-	28,521	28,521
Intergovernmental revenue not available	30,325	-	30,325
PILOTs levied for the next fiscal year	-	251,666	251,666
<b>Total Deferred Inflows of Resources</b>	<b>30,826</b>	<b>281,310</b>	<b>312,136</b>
<b>Fund balances:</b>			
Nonspendable	4,468	-	4,468
Restricted	1,369,323	3,267,763	4,637,086
Committed	202,650	145,738	348,388
<b>Total Fund Balances</b>	<b>1,576,441</b>	<b>3,413,501</b>	<b>4,989,942</b>
<b>Total Liabilities, Deferred Inflows of Resources &amp; Fund Balances</b>	<b>\$ 1,640,170</b>	<b>\$ 4,517,865</b>	<b>\$ 6,158,035</b>

**CITY OF PATASKALA, OHIO**

COMBINING STATEMENT OF REVENUES, EXPENDITURES AND CHANGES IN FUND BALANCES  
**NONMAJOR GOVERNMENTAL FUNDS**  
 FOR THE YEAR ENDED DECEMBER 31, 2021

	<b>Nonmajor Special Revenue Funds</b>	<b>Nonmajor Capital Projects Funds</b>	<b>Total Nonmajor Governmental Funds</b>
<b>Revenues:</b>			
Income taxes	\$ 1,985	\$ 106,702	\$ 108,687
Real and other taxes	305,497	-	305,497
Charges for services	99,500	-	99,500
Fines and forfeitures	8,524	-	8,524
Intergovernmental	195,914	20	195,934
Investment income	(5,774)	(7,792)	(13,566)
Rental income	-	91,469	91,469
Payments in lieu of taxes	-	247,729	247,729
Other	28,120	940,513	968,633
<b>Total Revenues</b>	<b>633,766</b>	<b>1,378,641</b>	<b>2,012,407</b>
<b>Expenditures:</b>			
<u>Current:</u>			
General government	5,004	-	5,004
Security of persons and property	1,277	-	1,277
Transportation	247,371	-	247,371
Leisure time activity	187,801	-	187,801
Capital outlay	-	155,034	155,034
<b>Total Expenditures</b>	<b>441,453</b>	<b>155,034</b>	<b>596,487</b>
<b>Excess of Revenues Over Expenditures</b>	<b>192,313</b>	<b>1,223,607</b>	<b>1,415,920</b>
<b>Other Financing Uses:</b>			
Transfers out	-	(297,118)	(297,118)
<b>Total Other Financing Uses</b>	<b>-</b>	<b>(297,118)</b>	<b>(297,118)</b>
<b>Net Change in Fund Balance</b>	<b>192,313</b>	<b>926,489</b>	<b>1,118,802</b>
<b>Fund Balance at Beginning of Year</b>	<b>1,384,128</b>	<b>2,487,012</b>	<b>3,871,140</b>
<b>Fund Balance at End of Year</b>	<b>\$ 1,576,441</b>	<b>\$ 3,413,501</b>	<b>\$ 4,989,942</b>



THIS PAGE IS INTENTIONALLY LEFT BLANK

**CITY OF PATASKALA, OHIO**  
**COMBINING BALANCE SHEET**  
**NONMAJOR SPECIAL REVENUE FUNDS**  
**DECEMBER 31, 2021**

	<b>State Highway Fund</b>	<b>Ecological Preservation Fund</b>	<b>JEDD Income Tax Fund</b>	<b>Permissive License Tax Fund</b>
<b>Assets:</b>				
Equity in pooled cash and investments	\$ 317,938	\$ 8,650	\$ 3,766	\$ 585,477
Receivables (net of allowances of uncollectibles):				
Real and other taxes	-	-	-	23,975
Accounts	-	-	-	-
Accrued interest	277	-	-	511
Due from other governments	45,995	-	-	-
Prepayments	-	-	-	-
<u>Restricted assets:</u>				
Cash with fiscal and escrow agents	-	-	-	372,915
<b>Total Assets</b>	<b><u>\$ 364,210</u></b>	<b><u>\$ 8,650</u></b>	<b><u>\$ 3,766</u></b>	<b><u>\$ 982,878</u></b>
<b>Liabilities:</b>				
Accounts payable	\$ 8,788	\$ -	\$ -	\$ 8,800
Unearned revenue	-	-	-	-
<b>Total Liabilities</b>	<b><u>8,788</u></b>	<b><u>-</u></b>	<b><u>-</u></b>	<b><u>8,800</u></b>
<b>Deferred Inflows of Resources:</b>				
Investment income not available	151	-	-	280
Intergovernmental revenue not available	30,325	-	-	-
<b>Total Deferred Inflows of Resources</b>	<b><u>30,476</u></b>	<b><u>-</u></b>	<b><u>-</u></b>	<b><u>280</u></b>
<b>Fund balances:</b>				
Nonspendable	-	-	-	-
Restricted	324,946	8,650	3,766	973,798
Committed	-	-	-	-
<b>Total Fund Balances</b>	<b><u>324,946</u></b>	<b><u>8,650</u></b>	<b><u>3,766</u></b>	<b><u>973,798</u></b>
<b>Total Liabilities, Deferred Inflows of Resources &amp; Fund Balances</b>	<b><u>\$ 364,210</u></b>	<b><u>\$ 8,650</u></b>	<b><u>\$ 3,766</u></b>	<b><u>\$ 982,878</u></b>

<u>Park Use Fund</u>	<u>Immobilization Fund</u>	<u>Court Computer Fund</u>	<u>Alcohol Enforcement and Education Fund</u>	<u>Law Enforcement Trust Fund</u>	<u>Pataskala Mobile Home Park Fund</u>
\$ 145,161	\$ 490	\$ 24,632	\$ 5,946	\$ 15,503	\$ 4,492
-	-	-	-	-	-
-	-	460	-	100	-
127	-	-	-	-	-
-	-	-	-	-	-
-	-	-	-	4,468	-
-	-	-	-	-	-
<u>\$ 145,288</u>	<u>\$ 490</u>	<u>\$ 25,092</u>	<u>\$ 5,946</u>	<u>\$ 20,071</u>	<u>\$ 4,492</u>
\$ -	\$ -	\$ -	\$ -	\$ -	\$ -
6,000	-	-	-	-	-
<u>6,000</u>	-	-	-	-	-
70	-	-	-	-	-
-	-	-	-	-	-
<u>70</u>	-	-	-	-	-
-	-	-	-	4,468	-
-	490	25,092	5,946	15,603	-
139,218	-	-	-	-	4,492
<u>139,218</u>	<u>490</u>	<u>25,092</u>	<u>5,946</u>	<u>20,071</u>	<u>4,492</u>
<u>\$ 145,288</u>	<u>\$ 490</u>	<u>\$ 25,092</u>	<u>\$ 5,946</u>	<u>\$ 20,071</u>	<u>\$ 4,492</u>

-- Continued

**CITY OF PATASKALA, OHIO**  
**COMBINING BALANCE SHEET**  
**NONMAJOR SPECIAL REVENUE FUNDS (CONTINUED)**  
**DECEMBER 31, 2021**

	<b>Indigent Drivers Interlock Fund</b>	<b>Law Enforcement Training Fund</b>	<b>Payment in Lieu Fund</b>
<b><u>Assets:</u></b>			
Equity in pooled cash and investments	\$ 952	\$ 10,080	\$ 58,940
Receivables (net of allowances of uncollectibles):			
Real and other taxes	-	-	-
Accounts	-	-	-
Accrued interest	-	-	-
Due from other governments	-	-	-
Prepayments	-	-	-
<b><u>Restricted assets:</u></b>			
Cash with fiscal and escrow agents	-	-	-
<b>Total Assets</b>	<b><u>\$ 952</u></b>	<b><u>\$ 10,080</u></b>	<b><u>\$ 58,940</u></b>
<b><u>Liabilities:</u></b>			
Accounts payable	\$ -	\$ -	\$ -
Unearned revenue	-	-	-
<b>Total Liabilities</b>	<b><u>-</u></b>	<b><u>-</u></b>	<b><u>-</u></b>
<b><u>Deferred Inflows of Resources:</u></b>			
Investment income not available	-	-	-
Intergovernmental revenue not available	-	-	-
<b>Total Deferred Inflows of Resources</b>	<b><u>-</u></b>	<b><u>-</u></b>	<b><u>-</u></b>
<b><u>Fund balances:</u></b>			
Nonspendable	-	-	-
Restricted	952	10,080	-
Committed	-	-	58,940
<b>Total Fund Balances</b>	<b><u>952</u></b>	<b><u>10,080</u></b>	<b><u>58,940</u></b>
<b>Total Liabilities, Deferred Inflows of Resources &amp; Fund Balances</b>	<b><u>\$ 952</u></b>	<b><u>\$ 10,080</u></b>	<b><u>\$ 58,940</u></b>

<b>Vendor Bond &amp; Escrow Fund</b>	<b>Total Nonmajor Special Revenue Funds</b>
\$ 9,315	\$ 1,191,342
-	23,975
-	560
-	915
-	45,995
-	4,468
-	372,915
<b>\$ 9,315</b>	<b>\$ 1,640,170</b>
\$ -	17,588
9,315	15,315
<b>9,315</b>	<b>32,903</b>
-	501
-	30,325
-	<b>30,826</b>
-	4,468
-	1,369,323
-	202,650
-	<b>1,576,441</b>
<b>\$ 9,315</b>	<b>\$ 1,640,170</b>

CITY OF PATASKALA, OHIO

COMBINING STATEMENT OF REVENUES, EXPENDITURES  
AND CHANGES IN FUND BALANCES  
**NONMAJOR SPECIAL REVENUE FUNDS**  
FOR THE YEAR ENDED DECEMBER 31, 2021

	<u>State Highway Fund</u>	<u>Ecological Preservation Fund</u>	<u>JEDD Income Tax Fund</u>	<u>Permissive License Tax Fund</u>
<b>Revenues:</b>				
Income taxes	\$ -	\$ -	\$ 1,985	\$ -
Real and other taxes	-	-	-	305,497
Charges for services	-	-	-	-
Fines and forfeitures	-	-	-	-
Intergovernmental	94,412	-	-	101,502
Investment income	(1,419)	-	-	(2,749)
Other	-	7,650	-	-
<b>Total Revenues</b>	<u>92,993</u>	<u>7,650</u>	<u>1,985</u>	<u>404,250</u>
<b>Expenditures:</b>				
<u>Current:</u>				
General government	-	-	-	-
Security of persons and property	-	-	-	-
Transportation	44,908	-	-	182,438
Leisure time activity	-	-	-	-
<b>Total Expenditures</b>	<u>44,908</u>	<u>-</u>	<u>-</u>	<u>182,438</u>
<b>Net Change in Fund Balance</b>	<b>48,085</b>	<b>7,650</b>	<b>1,985</b>	<b>221,812</b>
<b>Fund Balance at Beginning of Year</b>	<u>276,861</u>	<u>1,000</u>	<u>1,781</u>	<u>751,986</u>
<b>Fund Balance at End of Year</b>	<u><b>\$ 324,946</b></u>	<u><b>\$ 8,650</b></u>	<u><b>\$ 3,766</b></u>	<u><b>\$ 973,798</b></u>



<u>Park Use Fund</u>	<u>Immobilization Fund</u>	<u>Court Computer Fund</u>	<u>Alcohol Enforcement and Education Fund</u>	<u>Law Enforcement Trust Fund</u>	<u>Pataskala Mobile Home Park Fund</u>
\$ -	\$ -	\$ -	\$ -	\$ -	\$ -
-	-	-	-	-	-
99,500	-	-	-	-	-
-	-	4,585	-	3,939	-
-	-	-	-	-	-
(1,606)	-	-	-	-	-
-	-	-	-	-	-
<u>97,894</u>	<u>-</u>	<u>4,585</u>	<u>-</u>	<u>3,939</u>	<u>-</u>
-	-	5,004	-	-	-
-	-	-	-	1,277	-
-	-	-	-	-	-
187,801	-	-	-	-	-
<u>187,801</u>	<u>-</u>	<u>5,004</u>	<u>-</u>	<u>1,277</u>	<u>-</u>
<b>(89,907)</b>	<b>-</b>	<b>(419)</b>	<b>-</b>	<b>2,662</b>	<b>-</b>
229,125	490	25,511	5,946	17,409	4,492
<u>\$ 139,218</u>	<u>\$ 490</u>	<u>\$ 25,092</u>	<u>\$ 5,946</u>	<u>\$ 20,071</u>	<u>\$ 4,492</u>

-- Continued

CITY OF PATASKALA, OHIO

COMBINING STATEMENT OF REVENUES, EXPENDITURES  
AND CHANGES IN FUND BALANCES  
NONMAJOR SPECIAL REVENUE FUNDS (CONTINUED)  
FOR THE YEAR ENDED DECEMBER 31, 2021

	<b>Indigent Drivers Interlock Fund</b>	<b>Law Enforcement Training Fund</b>	<b>Payment in Lieu Fund</b>	<b>Total Nonmajor Special Revenue Funds</b>
<b>Revenues:</b>				
Income taxes	\$ -	\$ -	\$ -	\$ 1,985
Real and other taxes	-	-	-	305,497
Charges for services	-	-	-	99,500
Fines and forfeitures	-	-	-	8,524
Intergovernmental	-	-	-	195,914
Investment income	-	-	-	(5,774)
Other	-	-	20,470	28,120
<b>Total Revenues</b>	<b>-</b>	<b>-</b>	<b>20,470</b>	<b>633,766</b>
<b>Expenditures:</b>				
<u>Current:</u>				
General government	-	-	-	5,004
Security of persons and property	-	-	-	1,277
Transportation	-	-	20,025	247,371
Leisure time activity	-	-	-	187,801
<b>Total Expenditures</b>	<b>-</b>	<b>-</b>	<b>20,025</b>	<b>441,453</b>
<b>Net Change in Fund Balance</b>	<b>-</b>	<b>-</b>	<b>445</b>	<b>192,313</b>
<b>Fund Balance at Beginning of Year</b>	<b>952</b>	<b>10,080</b>	<b>58,495</b>	<b>1,384,128</b>
<b>Fund Balance at End of Year</b>	<b>\$ 952</b>	<b>\$ 10,080</b>	<b>\$ 58,940</b>	<b>\$ 1,576,441</b>

**CITY OF PATASKALA, OHIO**

SCHEDULE OF REVENUES, EXPENDITURES AND CHANGES IN  
 FUND BALANCE - BUDGET AND ACTUAL (NON-GAAP BUDGETARY BASIS)  
**STATE HIGHWAY FUND**  
 FOR THE YEAR ENDED DECEMBER 31, 2021

	<u>Budgeted Amount</u>		<b>Variance with Final Budget Positive (Negative)</b>
	<u>Final</u>	<u>Actual</u>	
<b>Revenues:</b>			
Intergovernmental	\$ 89,500	\$ 93,131	\$ 3,631
Investment Income	3,880	2,031	(1,849)
<b>Total Revenues</b>	<b><u>93,380</u></b>	<b><u>95,162</u></b>	<b><u>1,782</u></b>
<b>Expenditures:</b>			
<i>Current:</i>			
<u>Transportation</u>			
Public Service			
Contractual services	71,011	43,777	27,234
General operating	31,597	17,953	13,644
<b>Total Public Service</b>	<b><u>102,608</u></b>	<b><u>61,730</u></b>	<b><u>40,878</u></b>
<b>Total Transportation</b>	<b><u>102,608</u></b>	<b><u>61,730</u></b>	<b><u>40,878</u></b>
<b>Total Expenditures</b>	<b><u>102,608</u></b>	<b><u>61,730</u></b>	<b><u>40,878</u></b>
<b>Net Change in Fund Balance</b>	<b>(9,228)</b>	<b>33,432</b>	<b>42,660</b>
<b>Fund Balance at Beginning of Year</b>	234,451	234,451	-
<b>Prior Year Encumbrances Appropriated</b>	24,832	24,832	-
<b>Fund Balance at End of Year</b>	<b><u>\$ 250,055</u></b>	<b><u>\$ 292,715</u></b>	<b><u>\$ 42,660</u></b>

**CITY OF PATASKALA, OHIO**

SCHEDULE OF REVENUES, EXPENDITURES AND CHANGES IN  
 FUND BALANCE - BUDGET AND ACTUAL (NON-GAAP BUDGETARY BASIS)  
**ECOLOGICAL PRESERVATION FUND**  
 FOR THE YEAR ENDED DECEMBER 31, 2021

	<u>Budgeted Amount</u>		<b>Variance with Final Budget Positive (Negative)</b>
	<u>Final</u>	<u>Actual</u>	<u>(Negative)</u>
<b>Revenues:</b>			
Other	\$ 8,000	\$ 7,650	\$ (350)
<b>Total Revenues</b>	<b>8,000</b>	<b>7,650</b>	<b>(350)</b>
<b>Net Change in Fund Balance</b>	<b>8,000</b>	<b>7,650</b>	<b>(350)</b>
<b>Fund Balance at Beginning of Year</b>	1,000	1,000	-
<b>Fund Balance at End of Year</b>	<b><u>\$ 9,000</u></b>	<b><u>\$ 8,650</u></b>	<b><u>\$ (350)</u></b>

**CITY OF PATASKALA, OHIO**

SCHEDULE OF REVENUES, EXPENDITURES AND CHANGES IN  
 FUND BALANCE - BUDGET AND ACTUAL (NON-GAAP BUDGETARY BASIS)  
**PATASKALA CORPORATE PARK JOINT ECONOMIC DEVELOPMENT DISTRICT (JEDD) FUND**  
 FOR THE YEAR ENDED DECEMBER 31, 2021

	<u>Budgeted Amount</u>		<b>Variance with Final Budget Positive (Negative)</b>
	<u>Final</u>	<u>Actual</u>	
<b>Revenues:</b>			
Income taxes	\$ 50	\$ 1,985	\$ 1,935
<b>Total Revenues</b>	<u>50</u>	<u>1,985</u>	<u>1,935</u>
<b>Net Change in Fund Balance</b>	<b>50</b>	<b>1,985</b>	<b>1,935</b>
<b>Fund Balance at Beginning of Year</b>	<u>1,781</u>	<u>1,781</u>	<u>-</u>
<b>Fund Balance at End of Year</b>	<u><u>\$ 1,831</u></u>	<u><u>\$ 3,766</u></u>	<u><u>\$ 1,935</u></u>

**CITY OF PATASKALA, OHIO**

SCHEDULE OF REVENUES, EXPENDITURES AND CHANGES IN  
 FUND BALANCE - BUDGET AND ACTUAL (NON-GAAP BUDGETARY BASIS)  
**PERMISSIVE LICENSE TAX FUND**  
 FOR THE YEAR ENDED DECEMBER 31, 2021

	<u>Budgeted Amount</u>		<b>Variance with Final Budget Positive (Negative)</b>
	<u>Final</u>	<u>Actual</u>	
<b>Revenues:</b>			
Property and other local taxes	\$ 307,500	\$ 302,136	\$ (5,364)
Investment income	3,600	3,548	(52)
<b>Total Revenues</b>	<b>311,100</b>	<b>305,684</b>	<b>(5,416)</b>
<b>Expenditures:</b>			
<i>Current:</i>			
<u>General Government</u>			
Contractual services	31,000	21,000	10,000
<b>Total General Government</b>	<b>31,000</b>	<b>21,000</b>	<b>10,000</b>
<u>Transportation</u>			
Public Service			
General operating	196,800	101,335	95,465
Capital outlay	291,878	289,825	2,053
<b>Total Public Service</b>	<b>488,678</b>	<b>391,160</b>	<b>97,518</b>
<b>Total Transportation</b>	<b>488,678</b>	<b>391,160</b>	<b>107,518</b>
<b>Total Expenditures</b>	<b>519,678</b>	<b>412,160</b>	<b>107,518</b>
<b>Net Change in Fund Balance</b>	<b>(208,578)</b>	<b>(106,476)</b>	<b>102,102</b>
<b>Fund Balance at Beginning of Year</b>	395,213	395,213	-
<b>Prior Year Encumbrances Appropriated</b>	77,652	77,652	-
<b>Fund Balance at End of Year</b>	<b>\$ 264,287</b>	<b>\$ 366,389</b>	<b>\$ 102,102</b>

**CITY OF PATASKALA, OHIO**

SCHEDULE OF REVENUES, EXPENDITURES AND CHANGES IN  
 FUND BALANCE - BUDGET AND ACTUAL (NON-GAAP BUDGETARY BASIS)  
**PARK USE FUND**  
 FOR THE YEAR ENDED DECEMBER 31, 2021

	<u>Budgeted Amount</u>		<b>Variance with Final Budget Positive (Negative)</b>
	<u>Final</u>	<u>Actual</u>	
<b>Revenues:</b>			
Charges for Services	\$ 80,000	\$ 88,000	\$ 8,000
Investment Income	2,000	1,523	(477)
<b>Total Revenues</b>	<b>82,000</b>	<b>89,523</b>	<b>7,523</b>
<b>Expenditures:</b>			
<i>Current:</i>			
<u>Leisure Time Activity</u>			
Recreation Improvement			
General operating	16,439	12,659	3,780
Contractual	30,000	29,959	41
Capital outlay	157,673	157,672	1
<b>Total Leisure Time Activity</b>	<b>204,112</b>	<b>200,290</b>	<b>3,822</b>
<b>Total Expenditures</b>	<b>204,112</b>	<b>200,290</b>	<b>3,822</b>
<b>Net Change in Fund Balance</b>	<b>(122,112)</b>	<b>(110,767)</b>	<b>11,345</b>
<b>Fund Balance at Beginning of Year</b>	210,206	210,206	-
<b>Prior year encumbrances appropriated</b>	34,410	34,410	-
<b>Fund Balance at End of Year</b>	<b>\$ 122,504</b>	<b>\$ 133,849</b>	<b>\$ 11,345</b>

**CITY OF PATASKALA, OHIO**

SCHEDULE OF REVENUES, EXPENDITURES AND CHANGES IN  
FUND BALANCE - BUDGET AND ACTUAL (NON-GAAP BUDGETARY BASIS)  
**IMMOBILIZATION FUND**  
FOR THE YEAR ENDED DECEMBER 31, 2021

	<u>Budgeted Amount</u>		<b>Variance with Final Budget Positive (Negative)</b>
	<u>Final</u>	<u>Actual</u>	<u></u>
<b>Fund Balance at Beginning of Year</b>	\$ 490	\$ 490	\$ -
<b>Fund Balance at End of Year</b>	<u>\$ 490</u>	<u>\$ 490</u>	<u>\$ -</u>



**CITY OF PATASKALA, OHIO**

SCHEDULE OF REVENUES, EXPENDITURES AND CHANGES IN  
 FUND BALANCE - BUDGET AND ACTUAL (NON-GAAP BUDGETARY BASIS)  
**COURT COMPUTER FUND**  
 FOR THE YEAR ENDED DECEMBER 31, 2021

	<u>Budgeted Amount</u>		<b>Variance with Final Budget Positive (Negative)</b>
	<u>Final</u>	<u>Actual</u>	
<b>Revenues:</b>			
Fines and forfeitures	\$ 3,000	\$ 4,305	\$ 1,305
<b>Total Revenues</b>	<b>3,000</b>	<b>4,305</b>	<b>1,305</b>
<b>Expenditures:</b>			
<i>Current:</i>			
<u>General Government</u>			
Court & Legal			
Contractual	5,000	3,165	1,835
General operating	5,000	1,795	3,205
<b>Total Court &amp; Legal</b>	<b>10,000</b>	<b>4,960</b>	<b>5,040</b>
<b>Total General Government</b>	<b>10,000</b>	<b>4,960</b>	<b>5,040</b>
<b>Total Expenditures</b>	<b>10,000</b>	<b>4,960</b>	<b>5,040</b>
<b>Net Change in Fund Balance</b>	<b>(7,000)</b>	<b>(655)</b>	<b>6,345</b>
<b>Fund Balance at Beginning of Year</b>	24,708	24,708	-
<b>Prior Year Encumbrances Appropriated</b>	168	168	-
<b>Fund Balance at End of Year</b>	<b>\$ 17,876</b>	<b>\$ 24,221</b>	<b>\$ 6,345</b>

**CITY OF PATASKALA, OHIO**

SCHEDULE OF REVENUES, EXPENDITURES AND CHANGES IN  
 FUND BALANCE - BUDGET AND ACTUAL (NON-GAAP BUDGETARY BASIS)  
**ALCOHOL ENFORCEMENT AND EDUCATION FUND**  
 FOR THE YEAR ENDED DECEMBER 31, 2021

	<u>Budgeted Amount</u>		<u>Variance with Final Budget Positive (Negative)</u>
	<u>Final</u>	<u>Actual</u>	
<b>Expenditures:</b>			
<i>Current:</i>			
<u>Security of Persons &amp; Property</u>			
Police			
Salaries & related	\$ 2,500	\$ -	\$ 2,500
<b>Total Police</b>	<b>2,500</b>	<b>-</b>	<b>2,500</b>
<b>Total Security of Persons &amp; Property</b>	<b>2,500</b>	<b>-</b>	<b>2,500</b>
<b>Total Expenditures</b>	<b>2,500</b>	<b>-</b>	<b>2,500</b>
<b>Net Change in Fund Balance</b>	<b>(2,500)</b>	<b>-</b>	<b>2,500</b>
<b>Fund Balance at Beginning of Year</b>	5,946	5,946	-
<b>Fund Balance at End of Year</b>	<b>\$ 3,446</b>	<b>\$ 5,946</b>	<b>\$ 2,500</b>

**CITY OF PATASKALA, OHIO**

SCHEDULE OF REVENUES, EXPENDITURES AND CHANGES IN  
 FUND BALANCE - BUDGET AND ACTUAL (NON-GAAP BUDGETARY BASIS)  
**LAW ENFORCEMENT TRUST FUND**  
 FOR THE YEAR ENDED DECEMBER 31, 2021

	<u>Budgeted Amount</u>		<b>Variance with Final Budget Positive (Negative)</b>
	<u>Final</u>	<u>Actual</u>	
<b>Revenues:</b>			
Fines and forfeitures	\$ 2,500	\$ 3,952	\$ 1,452
<b>Total Revenues</b>	<u>2,500</u>	<u>3,952</u>	<u>1,452</u>
<b>Expenditures:</b>			
<i>Current:</i>			
<u>Security of Persons &amp; Property</u>			
Police			
General operating	10,000	5,745	4,255
<b>Total Police</b>	<u>10,000</u>	<u>5,745</u>	<u>4,255</u>
<b>Total Security of Persons &amp; Property</b>	<u>10,000</u>	<u>5,745</u>	<u>4,255</u>
<b>Total Expenditures</b>	<u>10,000</u>	<u>5,745</u>	<u>4,255</u>
<b>Net Change in Fund Balance</b>	<b>(7,500)</b>	<b>(1,793)</b>	<b>5,707</b>
<b>Fund Balance at Beginning of Year</b>	<u>17,296</u>	<u>17,296</u>	<u>-</u>
<b>Fund Balance at End of Year</b>	<u>\$ 9,796</u>	<u>\$ 15,503</u>	<u>\$ 5,707</u>

**CITY OF PATASKALA, OHIO**

SCHEDULE OF REVENUES, EXPENDITURES AND CHANGES IN  
FUND BALANCE - BUDGET AND ACTUAL (NON-GAAP BUDGETARY BASIS)  
**PATASKALA MOBILE HOME PARK FUND**  
FOR THE YEAR ENDED DECEMBER 31, 2021

	<u>Budgeted Amount</u>		<b>Variance with Final Budget Positive (Negative)</b>
	<u>Final</u>	<u>Actual</u>	<u></u>
<b>Fund Balance at Beginning of Year</b>	\$ 4,492	\$ 4,492	\$ -
<b>Fund Balance at End of Year</b>	<u>\$ 4,492</u>	<u>\$ 4,492</u>	<u>\$ -</u>

**CITY OF PATASKALA, OHIO**

SCHEDULE OF REVENUES, EXPENDITURES AND CHANGES IN  
FUND BALANCE - BUDGET AND ACTUAL (NON-GAAP BUDGETARY BASIS)  
**INDIGENT DRIVER INTERLOCK FUND**  
FOR THE YEAR ENDED DECEMBER 31, 2021

	<u>Budgeted Amount</u>		<b>Variance with Final Budget Positive (Negative)</b>
	<u>Final</u>	<u>Actual</u>	<u></u>
<b>Fund Balance at Beginning of Year</b>	<u>\$ 952</u>	<u>\$ 952</u>	<u>\$ -</u>
<b>Fund Balance at End of Year</b>	<u><u>\$ 952</u></u>	<u><u>\$ 952</u></u>	<u><u>\$ -</u></u>

**CITY OF PATASKALA, OHIO**

SCHEDULE OF REVENUES, EXPENDITURES AND CHANGES IN  
 FUND BALANCE - BUDGET AND ACTUAL (NON-GAAP BUDGETARY BASIS)  
**LAW ENFORCEMENT TRAINING FUND**  
 FOR THE YEAR ENDED DECEMBER 31, 2021

	<u>Budgeted Amount</u>		<b>Variance with</b>
	<u>Final</u>	<u>Actual</u>	<b>Final Budget</b> <b>Positive</b> <b>(Negative)</b>
<b>Revenues:</b>			
Intergovernmental	\$ 4,500	\$ -	\$ (4,500)
<b>Total Revenues</b>	<u>4,500</u>	<u>-</u>	<u>(4,500)</u>
<b>Net Change In Fund Balance</b>	<b>4,500</b>	<b>-</b>	<b>(4,500)</b>
<b>Fund Balance at Beginning of Year</b>	<u>10,080</u>	<u>10,080</u>	<u>-</u>
<b>Fund Balance at End of Year</b>	<u><b>\$ 14,580</b></u>	<u><b>\$ 10,080</b></u>	<u><b>\$ (4,500)</b></u>

**CITY OF PATASKALA, OHIO**

SCHEDULE OF REVENUES, EXPENDITURES AND CHANGES IN  
 FUND BALANCE - BUDGET AND ACTUAL (NON-GAAP BUDGETARY BASIS)  
**PAYMENT IN LIEU FUND**  
 FOR THE YEAR ENDED DECEMBER 31, 2021

	<u>Budgeted Amount</u>		<b>Variance with Final Budget Positive (Negative)</b>
	<u>Final</u>	<u>Actual</u>	
<b>Revenues:</b>			
Other	\$ -	\$ 20,470	\$ 20,470
<b>Total Revenues</b>	<u>-</u>	<u>20,470</u>	<u>20,470</u>
<b>Expenditures:</b>			
<i>Current:</i>			
<u>Transportation</u>			
Public Service			
Capital Outlay	20,025	20,025	\$ -
<b>Total Public Service</b>	<u>20,025</u>	<u>20,025</u>	<u>-</u>
<b>Total Transportation</b>	<u>20,025</u>	<u>20,025</u>	<u>-</u>
<b>Total Expenditures</b>	<u>20,025</u>	<u>20,025</u>	<u>-</u>
<b>Net Change In Fund Balance</b>	<b>(20,025)</b>	<b>445</b>	<b>20,470</b>
<b>Fund Balance at Beginning of Year</b>	14,387	14,387	-
<b>Prior year encumbrances appropriated</b>	44,108	44,108	-
<b>Fund Balance at End of Year</b>	<u><u>\$ 38,470</u></u>	<u><u>\$ 58,940</u></u>	<u><u>\$ 20,470</u></u>

**CITY OF PATASKALA, OHIO**

SCHEDULE OF REVENUES, EXPENDITURES AND CHANGES IN  
 FUND BALANCE - BUDGET AND ACTUAL (NON-GAAP BUDGETARY BASIS)  
**FIRE ESCROW FUND**  
 FOR THE YEAR ENDED DECEMBER 31, 2021

	<u>Budgeted Amount</u>		<b>Variance with Final Budget Positive (Negative)</b>
	<u>Final</u>	<u>Actual</u>	
<b>Revenues:</b>			
Other	\$ 25,000	\$ -	\$ (25,000)
<b>Total Revenues</b>	<u>25,000</u>	<u>-</u>	<u>(25,000)</u>
<b>Expenditures:</b>			
<i>Current:</i>			
<u>General Government</u>			
General Government			
General Operating	33,665	8,665	25,000
<b>Total General Government</b>	<u>33,665</u>	<u>8,665</u>	<u>25,000</u>
<b>Total General Government</b>	<u>33,665</u>	<u>8,665</u>	<u>25,000</u>
<b>Total Expenditures</b>	<u>33,665</u>	<u>8,665</u>	<u>25,000</u>
<b>Net Change In Fund Balance</b>	<b>(8,665)</b>	<b>(8,665)</b>	<b>-</b>
<b>Fund Balance at Beginning of Year</b>	8,665	8,665	-
<b>Fund Balance at End of Year</b>	<u>\$ -</u>	<u>\$ -</u>	<u>\$ -</u>



**CITY OF PATASKALA, OHIO**

SCHEDULE OF REVENUES, EXPENDITURES AND CHANGES IN  
 FUND BALANCE - BUDGET AND ACTUAL (NON-GAAP BUDGETARY BASIS)  
**VENDOR BOND & ESCROW FUND**  
 FOR THE YEAR ENDED DECEMBER 31, 2021

	<u>Budgeted Amount</u>		<b>Variance with Final Budget Positive (Negative)</b>
	<u>Final</u>	<u>Actual</u>	
<b>Revenues:</b>			
Other	\$ 10,000	\$ 3,510	\$ (6,490)
<b>Total Revenues</b>	<b>10,000</b>	<b>3,510</b>	<b>(6,490)</b>
<b>Expenditures:</b>			
<i>Current:</i>			
<u>General Government</u>			
General Government			
General Operating	17,815	11,975	5,840
<b>Total General Government</b>	<b>17,815</b>	<b>11,975</b>	<b>5,840</b>
<b>Total General Government</b>	<b>17,815</b>	<b>11,975</b>	<b>5,840</b>
<b>Total Expenditures</b>	<b>17,815</b>	<b>11,975</b>	<b>5,840</b>
<b>Net Change In Fund Balance</b>	<b>(7,815)</b>	<b>(8,465)</b>	<b>(650)</b>
<b>Fund Balance at Beginning of Year</b>	850	850	-
<b>Prior Year Encumbrances Appropriated</b>	8,465	8,465	-
<b>Fund Balance at End of Year</b>	<b>\$ 1,500</b>	<b>\$ 850</b>	<b>\$ (650)</b>

**CITY OF PATASKALA, OHIO**

SCHEDULE OF REVENUES, EXPENDITURES AND CHANGES IN  
 FUND BALANCE - BUDGET AND ACTUAL (NON-GAAP BUDGETARY BASIS)  
**UNCLAIMED MONIES FUND**  
 FOR THE YEAR ENDED DECEMBER 31, 2021

	<u>Budgeted Amount</u>		<b>Variance with Final Budget Positive (Negative)</b>
	<u>Final</u>	<u>Actual</u>	
<b>Revenues:</b>			
Other	\$ 100	\$ 952	\$ 852
<b>Total Revenues</b>	<u>100</u>	<u>952</u>	<u>852</u>
<b>Net Change in Fund Balance</b>	<b>100</b>	<b>952</b>	<b>852</b>
<b>Fund Balance at Beginning of Year</b>	<u>1,292</u>	<u>1,292</u>	<u>-</u>
<b>Fund Balance at End of Year</b>	<u><u>\$ 1,392</u></u>	<u><u>\$ 2,244</u></u>	<u><u>\$ 852</u></u>

CITY OF PATASKALA, OHIO

SCHEDULE OF REVENUES, EXPENDITURES AND CHANGES IN  
 FUND BALANCE - BUDGET AND ACTUAL (NON-GAAP BUDGETARY BASIS)  
**RECREATION FUND**  
 FOR THE YEAR ENDED DECEMBER 31, 2021

	<u>Budgeted Amount</u>		<b>Variance with</b>
	<u>Final</u>	<u>Actual</u>	<b>Final Budget</b> <b>Positive</b> <b>(Negative)</b>
<b>Revenues:</b>			
Charges for services	\$ 147,050	\$ 143,549	\$ (3,501)
Investment income	1,500	1,500	-
Rental Income	15,000	13,185	(1,815)
Contributions and donations	35,000	36,602	1,602
Intergovernmental	18,600	18,480	(120)
Other	77,200	77,464	264
<b>Total Revenues</b>	<b>294,350</b>	<b>290,780</b>	<b>(3,570)</b>
<b>Expenditures:</b>			
<i>Current:</i>			
<u>Leisure Time Activities</u>			
Parks, Lands & Municipal Facilities			
Salaries & related	131,638	120,509	11,129
Contractual services	31,500	24,520	6,980
General operating	137,315	118,377	18,938
<b>Total Parks, Lands &amp; Municipal Facilities</b>	<b>300,453</b>	<b>263,406</b>	<b>37,047</b>
<b>Total Leisure Time Activities</b>	<b>300,453</b>	<b>263,406</b>	<b>37,047</b>
<b>Total Expenditures</b>	<b>300,453</b>	<b>263,406</b>	<b>37,047</b>
<b>Excess (Deficiency) of Revenues Over</b>			
<b>(Under) Expenditures</b>	<b>(6,103)</b>	<b>27,374</b>	<b>33,477</b>
<b>Other Financing Sources:</b>			
Transfers in	100,000	100,000	-
<b>Total Other Financing Sources</b>	<b>100,000</b>	<b>100,000</b>	<b>-</b>
<b>Net Change in Fund Balance</b>	<b>93,897</b>	<b>127,374</b>	<b>33,477</b>
<b>Fund Balance at Beginning of Year</b>	<b>64,880</b>	<b>64,880</b>	<b>-</b>
<b>Prior Year Encumbrances Appropriated</b>	<b>8,986</b>	<b>8,986</b>	<b>-</b>
<b>Fund Balance at End of Year</b>	<b>\$ 167,763</b>	<b>\$ 201,240</b>	<b>\$ 33,477</b>

**CITY OF PATASKALA, OHIO**

SCHEDULE OF REVENUES, EXPENDITURES AND CHANGES IN  
FUND BALANCE - BUDGET AND ACTUAL (NON-GAAP BUDGETARY BASIS)  
**SESQUICENTENNIAL FUND**  
FOR THE YEAR ENDED DECEMBER 31, 2021

	<u>Budgeted Amount</u>		<b>Variance with Final Budget Positive (Negative)</b>
	<u>Final</u>	<u>Actual</u>	<u></u>
<b>Fund Balance at Beginning of Year</b>	<u>\$ 367</u>	<u>\$ 367</u>	<u>\$ -</u>
<b>Fund Balance at End of Year</b>	<u><u>\$ 367</u></u>	<u><u>\$ 367</u></u>	<u><u>\$ -</u></u>

**CITY OF PATASKALA, OHIO**

SCHEDULE OF REVENUES, EXPENDITURES AND CHANGES IN  
 FUND BALANCE - BUDGET AND ACTUAL (NON-GAAP BUDGETARY BASIS)  
**POLICE K-9 UNIT FUND**  
 FOR THE YEAR ENDED DECEMBER 31, 2021

	<u>Budgeted Amount</u>		<b>Variance with</b>
	<u>Final</u>	<u>Actual</u>	<b>Final Budget</b>
			<b>Positive</b>
			<b>(Negative)</b>
<b>Revenues:</b>			
Fines and forfeitures	\$ 1,000	\$ 1,230	\$ 230
Contributions and donations	500	5,505	5,005
<b>Total Revenues</b>	<u>1,500</u>	<u>6,735</u>	<u>5,235</u>
<b>Net Change in Fund Balance</b>	<b>1,500</b>	<b>6,735</b>	<b>5,235</b>
<b>Fund Balance at Beginning of Year</b>	<u>17,533</u>	<u>17,533</u>	<u>-</u>
<b>Fund Balance at End of Year</b>	<u><b>\$ 19,033</b></u>	<u><b>\$ 24,268</b></u>	<u><b>\$ 5,235</b></u>

**CITY OF PATASKALA, OHIO**  
**COMBINING BALANCE SHEET**  
**NONMAJOR CAPITAL PROJECTS FUNDS**  
**DECEMBER 31, 2021**

	<b>Capital Improvements Fund</b>	<b>Issue II Fund</b>	<b>State Route 310 TIF Fund</b>	<b>Capital Facilities Fund</b>
<b>Assets:</b>				
Equity in pooled cash and investments	\$ 2,352,667	\$ 50,177	\$ 847,994	\$ 146,234
Receivables (net of allowances of uncollectibles):				
Income taxes	44,870	-	-	-
Accrued interest	2,053	-	-	-
Payment in lieu of taxes	-	-	251,666	-
<b>Total Assets</b>	<b>\$ 2,399,590</b>	<b>\$ 50,177</b>	<b>\$ 1,099,660</b>	<b>\$ 146,234</b>
<b>Liabilities:</b>				
Accounts payable	\$ -	\$ -	\$ -	\$ -
Due to other governments	354	-	-	-
Unearned revenue	-	-	-	496
<b>Total Liabilities</b>	<b>354</b>	<b>-</b>	<b>-</b>	<b>496</b>
<b>Deferred Inflows of Resources:</b>				
Investment income not available	1,123	-	-	-
Income tax revenue not available	28,521	-	-	-
PILOTs levied for the next fiscal year	-	-	251,666	-
<b>Total Deferred Inflows of Resources</b>	<b>29,644</b>	<b>-</b>	<b>251,666</b>	<b>-</b>
<b>Fund Balances:</b>				
Restricted	2,369,592	50,177	847,994	-
Committed	-	-	-	145,738
<b>Total Fund Balances</b>	<b>2,369,592</b>	<b>50,177</b>	<b>847,994</b>	<b>145,738</b>
<b>Total Liabilities, Deferred Inflows of Resources &amp; Fund Balances</b>	<b>\$ 2,399,590</b>	<b>\$ 50,177</b>	<b>\$ 1,099,660</b>	<b>\$ 146,234</b>

<b>Builders Escrow</b>	<b>Total Nonmajor Capital Projects Funds</b>
\$ 822,204	\$ 4,219,276
-	44,870
-	2,053
-	251,666
<b>\$ 822,204</b>	<b>\$ 4,517,865</b>
\$ 26,475	\$ 26,475
-	354
795,729	796,225
<b>822,204</b>	<b>823,054</b>
-	1,123
-	28,521
-	251,666
-	<b>281,310</b>
-	3,267,763
-	145,738
-	<b>3,413,501</b>
<b>\$ 822,204</b>	<b>\$ 4,517,865</b>

CITY OF PATASKALA, OHIO

COMBINING STATEMENT OF REVENUES, EXPENDITURES  
AND CHANGES IN FUND BALANCES  
**NONMAJOR CAPITAL PROJECTS FUNDS**  
FOR THE YEAR ENDED DECEMBER 31, 2021

	<u>Capital Improvements Fund</u>	<u>Issue II Fund</u>	<u>State Route 310 TIF Fund</u>	<u>Capital Facilities Fund</u>
<b>Revenues:</b>				
Income taxes	\$ 106,702	\$ -	\$ -	\$ -
Intergovernmental	20	-	-	-
Investment income	(7,292)	-	-	-
Rental income	-	-	-	91,469
Payment in lieu of taxes	-	-	247,729	-
Other	940,513	-	-	-
<b>Total Revenues</b>	<b>1,039,943</b>	<b>-</b>	<b>247,729</b>	<b>91,469</b>
<b>Expenditures:</b>				
Capital outlay	150,819	895	3,320	-
<b>Total Expenditures</b>	<b>150,819</b>	<b>895</b>	<b>3,320</b>	<b>-</b>
<b>Excess (Deficiency) of Revenues Over (Under) Expenditures</b>	<b>889,124</b>	<b>(895)</b>	<b>244,409</b>	<b>91,469</b>
<b>Other Financing Uses:</b>				
Transfers out	-	-	(105,091)	(150,000)
<b>Total Other Financing Uses</b>	<b>-</b>	<b>-</b>	<b>(105,091)</b>	<b>(150,000)</b>
<b>Net Change in Fund Balance</b>	<b>889,124</b>	<b>(895)</b>	<b>139,318</b>	<b>(58,531)</b>
<b>Fund Balance at Beginning of Year</b>	<b>1,480,468</b>	<b>51,072</b>	<b>708,676</b>	<b>204,269</b>
<b>Fund Balance at End of Year</b>	<b>\$ 2,369,592</b>	<b>\$ 50,177</b>	<b>\$ 847,994</b>	<b>\$ 145,738</b>



<u>Bond Improvements Fund</u>	<u>Total Nonmajor Capital Projects Funds</u>
\$ -	\$ 106,702
-	20
(500)	(7,792)
-	91,469
-	247,729
-	940,513
<u>(500)</u>	<u>1,378,641</u>
-	155,034
-	<u>155,034</u>
<u>(500)</u>	<u>1,223,607</u>
<u>(42,027)</u>	<u>(297,118)</u>
<u>(42,027)</u>	<u>(297,118)</u>
(42,527)	926,489
<u>42,527</u>	<u>2,487,012</u>
<u>\$ -</u>	<u>\$ 3,413,501</u>

CITY OF PATASKALA, OHIO

SCHEDULE OF REVENUES, EXPENDITURES AND CHANGES IN  
 FUND BALANCE - BUDGET AND ACTUAL (NON-GAAP BUDGETARY BASIS)  
**CAPITAL IMPROVEMENTS FUND**  
 FOR THE YEAR ENDED DECEMBER 31, 2021

	<u>Budgeted Amount</u>		<b>Variance with Final Budget Positive (Negative)</b>
	<u>Final</u>	<u>Actual</u>	
<b>Revenues:</b>			
Income taxes	\$ 108,510	\$ 102,539	\$ (5,971)
Investment income	12,000	12,485	485
Intergovernmental	500	20	(480)
Other	940,000	940,513	513
<b>Total Revenues</b>	<b>1,061,010</b>	<b>1,055,557</b>	<b>(5,453)</b>
<b>Expenditures:</b>			
<i>Current:</i>			
<u>Capital Outlay</u>			
General government			
Contract services	70,000	45,000	25,000
<b>Total General Government</b>	<b>70,000</b>	<b>45,000</b>	<b>25,000</b>
Public Service			
Capital outlay	940,000	940,000	-
<b>Total Public Service</b>	<b>940,000</b>	<b>940,000</b>	<b>-</b>
Finance			
General operating	7,138	5,398	1,740
<b>Total Finance</b>	<b>7,138</b>	<b>5,398</b>	<b>1,740</b>
Park maintenance & administration			
Contractual services	7,200	-	7,200
Capital outlay	221,012	173,732	47,280
<b>Total Park Maintenance &amp; Administration</b>	<b>228,212</b>	<b>173,732</b>	<b>54,480</b>
<b>Total Capital Outlay</b>	<b>1,245,350</b>	<b>1,164,130</b>	<b>81,220</b>
<b>Total Expenditures</b>	<b>1,245,350</b>	<b>1,164,130</b>	<b>81,220</b>
<b>Net Change in Fund Balance</b>	<b>(184,340)</b>	<b>(108,573)</b>	<b>75,767</b>
<b>Fund Balance at Beginning of Year</b>	1,368,813	1,368,813	-
<b>Prior Year Encumbrances Appropriated</b>	82,130	82,130	-
<b>Fund Balance at End of Year</b>	<b>\$ 1,266,603</b>	<b>\$ 1,342,370</b>	<b>\$ 75,767</b>

**CITY OF PATASKALA, OHIO**

SCHEDULE OF REVENUES, EXPENDITURES AND CHANGES IN  
 FUND BALANCE - BUDGET AND ACTUAL (NON-GAAP BUDGETARY BASIS)  
**BOND IMPROVEMENTS FUND**  
 FOR THE YEAR ENDED DECEMBER 31, 2021

	<u>Budgeted Amount</u>		<b>Variance with Final Budget Positive (Negative)</b>
	<u>Final</u>	<u>Actual</u>	
<b>Revenues:</b>			
Investment income	\$ 25	\$ 17	\$ (8)
<b>Total Revenues</b>	<u>25</u>	<u>17</u>	<u>(8)</u>
<b>Excess of Revenues Over Expenditures</b>	<u>25</u>	<u>17</u>	<u>(8)</u>
<b>Other Financing Uses:</b>			
Transfers out	(42,030)	(42,027)	3
<b>Total Other Financing Uses</b>	<u>(42,030)</u>	<u>(42,027)</u>	<u>3</u>
<b>Net Change in Fund Balance</b>	<b>(42,005)</b>	<b>(42,010)</b>	<b>(5)</b>
<b>Fund Balance at Beginning of Year</b>	41,756	41,756	-
<b>Prior year encumbrances appropriated</b>	<u>254</u>	<u>254</u>	<u>-</u>
<b>Fund Balance at End of Year</b>	<u><u>\$ 5</u></u>	<u><u>\$ -</u></u>	<u><u>\$ (5)</u></u>

**CITY OF PATASKALA, OHIO**

SCHEDULE OF REVENUES, EXPENDITURES AND CHANGES IN  
 FUND BALANCE - BUDGET AND ACTUAL (NON-GAAP BUDGETARY BASIS)  
**ISSUE II FUND**  
 FOR THE YEAR ENDED DECEMBER 31, 2021

	<u>Budgeted Amount</u>		<b>Variance with</b>
	<u>Final</u>	<u>Actual</u>	<b>Final Budget</b> <b>Positive</b> <b>(Negative)</b>
<b>Expenditures:</b>			
<u>Capital outlay</u>			
Public Service			
Contractual services	\$ 19,242	\$ 19,242	\$ -
<b>Total Public Service</b>	<u>19,242</u>	<u>19,242</u>	<u>-</u>
<b>Total Capital Outlay</b>	<u>19,242</u>	<u>19,242</u>	<u>-</u>
<b>Total Expenditures</b>	<u>19,242</u>	<u>19,242</u>	<u>-</u>
<b>Net Change in Fund Balance</b>	(19,242)	(19,242)	-
<b>Fund Balance at Beginning of Year</b>	31,830	31,830	-
<b>Prior year encumbrances appropriated</b>	<u>19,242</u>	<u>19,242</u>	<u>-</u>
<b>Fund Balance at End of Year</b>	<u>\$ 31,830</u>	<u>\$ 31,830</u>	<u>\$ -</u>

**CITY OF PATASKALA, OHIO**

SCHEDULE OF REVENUES, EXPENDITURES AND CHANGES IN  
 FUND BALANCE - BUDGET AND ACTUAL (NON-GAAP BUDGETARY BASIS)  
**STATE ROUTE 310 TAX INCREMENT FINANCE EQUIVALENT FUND**  
 FOR THE YEAR ENDED DECEMBER 31, 2021

	<u>Budgeted Amount</u>		<b>Variance with Final Budget Positive (Negative)</b>
	<u>Final</u>	<u>Actual</u>	
<b>Revenues:</b>			
Payments in lieu of taxes	\$ 250,000	\$ 247,729	\$ (2,271)
<b>Total Revenues</b>	<b>250,000</b>	<b>247,729</b>	<b>(2,271)</b>
<b>Expenditures:</b>			
Public Service			
Capital outlay	52,000	-	52,000
<b>Total Public Service</b>	<b>52,000</b>	<b>-</b>	<b>52,000</b>
Finance			
Contractual services	5,000	3,320	1,680
<b>Total Finance</b>	<b>5,000</b>	<b>3,320</b>	<b>1,680</b>
<b>Total Capital Outlay</b>	<b>57,000</b>	<b>3,320</b>	<b>53,680</b>
<b>Total Expenditures</b>	<b>57,000</b>	<b>3,320</b>	<b>53,680</b>
<b>Excess of Revenues Over Expenditures</b>	<b>193,000</b>	<b>244,409</b>	<b>51,409</b>
<b>Other Financing Uses:</b>			
Transfers out	(105,091)	(105,091)	-
<b>Total Other Financing Uses</b>	<b>(105,091)</b>	<b>(105,091)</b>	<b>-</b>
<b>Net Change in Fund Balance</b>	87,909	139,318	51,409
<b>Fund Balance at Beginning of Year</b>	665,639	665,639	-
<b>Prior Year Encumbrances Appropriated</b>	43,037	43,037	-
<b>Fund Balance at End of Year</b>	<b>\$ 796,585</b>	<b>\$ 847,994</b>	<b>\$ 51,409</b>

**CITY OF PATASKALA, OHIO**

SCHEDULE OF REVENUES, EXPENDITURES AND CHANGES IN  
 FUND BALANCE - BUDGET AND ACTUAL (NON-GAAP BUDGETARY BASIS)  
**CAPITAL FACILITIES FUND**  
 FOR THE YEAR ENDED DECEMBER 31, 2021

	<u>Budgeted Amount</u>		<b>Variance with Final Budget Positive (Negative)</b>
	<u>Final</u>	<u>Actual</u>	
<b>Revenues:</b>			
Rental Income	\$ 97,500	\$ 87,303	\$ (10,197)
<b>Total Revenues</b>	<u>97,500</u>	<u>87,303</u>	<u>(10,197)</u>
<b>Excess of Revenues Over Expenditures</b>	<u>97,500</u>	<u>87,303</u>	<u>(10,197)</u>
<b>Other Financing Uses:</b>			
Transfers out	(150,000)	(150,000)	-
<b>Total Other Financing Uses</b>	<u>(150,000)</u>	<u>(150,000)</u>	<u>-</u>
<b>Net Change in Fund Balance</b>	(52,500)	(62,697)	(10,197)
<b>Fund Balance at Beginning of Year</b>	<u>208,931</u>	<u>208,931</u>	<u>-</u>
<b>Fund Balance at End of Year</b>	<u><u>\$ 156,431</u></u>	<u><u>\$ 146,234</u></u>	<u><u>\$ (10,197)</u></u>

**CITY OF PATASKALA, OHIO**

SCHEDULE OF REVENUES, EXPENDITURES AND CHANGES IN  
 FUND BALANCE - BUDGET AND ACTUAL (NON-GAAP BUDGETARY BASIS)  
**BUILDER'S ESCROW FUND**  
 FOR THE YEAR ENDED DECEMBER 31, 2021

	<u>Budgeted Amount</u>		<b>Variance with Final Budget Positive (Negative)</b>
	<u>Final</u>	<u>Actual</u>	
<b>Revenues:</b>			
Other	\$ 375,000	\$ 333,875	\$ (41,125)
<b>Total Revenues</b>	<b>375,000</b>	<b>333,875</b>	<b>(41,125)</b>
 <b>Expenditures:</b>			
<i>Current:</i>			
<u>General Government</u>			
Public Service			
General operating	100,000	100,000	-
Contractual services	811,867	755,512	56,355
<b>Total Public Service</b>	<b>911,867</b>	<b>855,512</b>	<b>56,355</b>
<b>Total General Government</b>	<b>911,867</b>	<b>855,512</b>	<b>56,355</b>
 <b>Net Change In Fund Balance</b>	<b>(536,867)</b>	<b>(521,637)</b>	<b>15,230</b>
 <b>Fund Balance at Beginning of Year</b>	355,851	355,851	-
<b>Prior Year Encumbrances Appropriated</b>	436,867	436,867	-
 <b>Fund Balance at End of Year</b>	<b>\$ 255,851</b>	<b>\$ 271,081</b>	<b>\$ 15,230</b>

**CITY OF PATASKALA, OHIO**  
INDIVIDUAL FUND SCHEDULES  
FUND DESCRIPTIONS - PROPRIETARY FUNDS

**ENTERPRISE FUNDS**

To account for the financing of costs (expenses, including depreciation) of providing goods or services to the general public on a continuing basis that are financed or recovered primarily through user charges.

**Major Enterprise Funds**

***Water Operations Fund***

This fund accounts for the provision of water treatment and distribution to its residential and commercial users located within the City.

***Water Capital Improvements Fund***

To account for revenues and expenses related to the expansion of water lines within the City. For GAAP reporting, this activity is reflected in the Water enterprise fund.

***Water Bond Improvements Fund***

To account for bond or notes issued that are used to improve the water infrastructure within the City. For GAAP reporting, this activity is reflected in the Water enterprise fund.

***Water Debt Service Fund***

To account for water revenue that is transferred from the water fund and used to retire bond principal, interest and related costs for water construction projects. For GAAP reporting, this activity is reflected in the Water enterprise fund.

***Water Utility State Issue II Fund***

To account for Ohio Public Works Commission (OPWC) grants received for water projects at the City. For GAAP reporting, this activity is reflected in the Water enterprise fund.

***Sewer Operations Fund***

This fund accounts for the provision of sanitary sewer service to the residents and commercial users located within the City.

***Sewer Capital Improvements Fund***

To account for sewer revenue that is transferred from the sewer fund and debt proceeds used for construction projects and improvements. The City's American Rescue Plan Act (ARPA) amounts are accounted for in this fund. For GAAP reporting, this activity is reflected in the Sewer enterprise fund.

***Sewer Bond Improvements Fund***

To account for bond or notes issued that are used to improve the sewer infrastructure within the City. For GAAP reporting, this activity is reflected in the Sewer enterprise fund.

***Sewer Debt Service Fund***

To account for sewer revenue that is transferred from the water fund and used to retire bond principal, interest and related costs for sewer construction projects. For GAAP reporting, this activity is reflected in the Sewer enterprise fund.

***Oaks Assessment Fund***

To account for the activity of the special assessment in The Oaks subdivision associated with the construction of sanitary sewer line improvements. For GAAP reporting, this activity is reflected in the Sewer enterprise fund.



**CITY OF PATASKALA, OHIO**

SCHEDULE OF REVENUES, EXPENSES AND CHANGES IN  
FUND EQUITY - BUDGET AND ACTUAL (NON-GAAP BUDGETARY BASIS)

**WATER OPERATIONS FUND**

FOR THE YEAR ENDED DECEMBER 31, 2021

	<u>Budgeted Amount</u>		<b>Variance with</b>
	<u>Final</u>	<u>Actual</u>	<b>Final Budget</b> <b>Positive</b> <b>(Negative)</b>
<b>Operating Revenues:</b>			
Charges for services	\$ 1,321,587	\$ 1,371,601	\$ 50,014
Other operating revenues	10,000	1,583	(8,417)
<b>Total Operating Revenues</b>	<b>1,331,587</b>	<b>1,373,184</b>	<b>41,597</b>
<b>Operating Expenses:</b>			
General Government			
Salaries & related	76,618	72,566	4,052
Contractual services	89,872	53,678	36,194
General operating	12,500	549	11,951
<b>Total General Government</b>	<b>178,990</b>	<b>126,793</b>	<b>52,197</b>
Court & Legal			
Contractual services	45,000	35,000	10,000
<b>Total Court &amp; Legal</b>	<b>45,000</b>	<b>35,000</b>	<b>10,000</b>
Finance			
Salaries & related	80,858	73,449	7,409
Contractual services	25,964	17,370	8,594
General operating	2,940	2,403	537
<b>Total Finance</b>	<b>109,762</b>	<b>93,222</b>	<b>16,540</b>
Water Utility			
Salaries & related	454,906	427,235	27,671
Contractual services	175,265	147,148	28,117
General operating	467,715	412,865	54,850
Capital outlay	8,403	3,403	5,000
<b>Total Water Utility</b>	<b>1,106,289</b>	<b>990,651</b>	<b>115,638</b>
<b>Total Operating Expenses</b>	<b>1,440,041</b>	<b>1,245,666</b>	<b>194,375</b>
<b>Operating Income (Loss)</b>	<b>(108,454)</b>	<b>127,518</b>	<b>235,972</b>
<b>Nonoperating Revenues:</b>			
Investment income	7,500	7,577	77
<b>Total Nonoperating Revenues</b>	<b>7,500</b>	<b>7,577</b>	<b>77</b>
<b>Net Change in Fund Equity</b>	<b>(100,954)</b>	<b>135,095</b>	<b>236,049</b>
<b>Fund Equity at Beginning of Year</b>	<b>1,379,229</b>	<b>1,379,229</b>	<b>-</b>
<b>Prior Year Encumbrances Appropriated</b>	<b>164,158</b>	<b>164,158</b>	<b>-</b>
<b>Fund Equity at End of Year</b>	<b>\$ 1,442,433</b>	<b>\$ 1,678,482</b>	<b>\$ 236,049</b>

**CITY OF PATASKALA, OHIO**

SCHEDULE OF REVENUES, EXPENSES AND CHANGES IN  
 FUND EQUITY - BUDGET AND ACTUAL (NON-GAAP BUDGETARY BASIS)  
**WATER CAPITAL IMPROVEMENTS FUND**  
 FOR THE YEAR ENDED DECEMBER 31, 2021

	<u>Budgeted Amount</u>		<b>Variance with Final Budget Positive (Negative)</b>
	<u>Final</u>	<u>Actual</u>	
<b>Operating Revenues:</b>			
Charges for services	\$ 1,005,000	\$ 1,098,991	\$ 93,991
<b>Total Operating Revenues</b>	<b>1,005,000</b>	<b>1,098,991</b>	<b>93,991</b>
<b>Operating Expenses:</b>			
General Government			
Contractual services	51,300	45,300	6,000
<b>Total General Government</b>	<b>51,300</b>	<b>45,300</b>	<b>6,000</b>
Water Utility			
Contractual services	159,037	159,023	14
General operating	1,250	450	800
Capital outlay	75,777	74,885	892
<b>Total Water Utility</b>	<b>236,064</b>	<b>234,358</b>	<b>1,706</b>
<b>Total Operating Expenses</b>	<b>287,364</b>	<b>279,658</b>	<b>7,706</b>
<b>Operating Income</b>	<b>717,636</b>	<b>819,333</b>	<b>101,697</b>
<b>Nonoperating Revenues:</b>			
Investment income	10,000	11,574	1,574
<b>Total Nonoperating Revenues</b>	<b>10,000</b>	<b>11,574</b>	<b>1,574</b>
<b>Income Before Transfers</b>	<b>727,636</b>	<b>830,907</b>	<b>103,271</b>
<b>Transfers:</b>			
Transfers in	72,500	-	(72,500)
Transfers out	(839,700)	(585,465)	254,235
<b>Total Transfers</b>	<b>(767,200)</b>	<b>(585,465)</b>	<b>181,735</b>
<b>Net Change in Fund Equity</b>	<b>(39,564)</b>	<b>245,442</b>	<b>285,006</b>
<b>Fund Equity at Beginning of Year</b>	2,321,549	2,321,549	-
<b>Prior Year Encumbrances Appropriated</b>	33,326	33,326	-
<b>Fund Equity at End of Year</b>	<b>\$ 2,315,311</b>	<b>\$ 2,600,317</b>	<b>\$ 285,006</b>

**CITY OF PATASKALA, OHIO**

SCHEDULE OF REVENUES, EXPENSES AND CHANGES IN  
FUND EQUITY - BUDGET AND ACTUAL (NON-GAAP BUDGETARY BASIS)  
**WATER BOND IMPROVEMENTS FUND**  
FOR THE YEAR ENDED DECEMBER 31, 2021

	<u>Budgeted Amount</u>		<b>Variance with Final Budget Positive (Negative)</b>
	<u>Final</u>	<u>Actual</u>	<u>(Negative)</u>
<b>Fund Equity at Beginning of Year</b>	<u>\$ 1</u>	<u>\$ 1</u>	<u>\$ -</u>
<b>Fund Equity at End of Year</b>	<u><u>\$ 1</u></u>	<u><u>\$ 1</u></u>	<u><u>\$ -</u></u>

**CITY OF PATASKALA, OHIO**

SCHEDULE OF REVENUES, EXPENSES AND CHANGES IN  
 FUND EQUITY - BUDGET AND ACTUAL (NON-GAAP BUDGETARY BASIS)  
**WATER DEBT SERVICE FUND**  
 FOR THE YEAR ENDED DECEMBER 31, 2021

	<u>Budgeted Amount</u>		<b>Variance with Final Budget Positive (Negative)</b>
	<u>Final</u>	<u>Actual</u>	<u>(Negative)</u>
<b>Non-Operating Revenues (Expenses):</b>			
Investment income	\$ 3,000	\$ 2,455	\$ (545)
<u>Debt Service:</u>			
Principal	(385,000)	(385,000)	-
Interest and fiscal charges	<u>(200,466)</u>	<u>(200,465)</u>	<u>1</u>
<b>Total Debt Service</b>	<u>(585,466)</u>	<u>(585,465)</u>	<u>1</u>
<b>Total Non-Operating Revenues (Expenses)</b>	<u>(582,466)</u>	<u>(583,010)</u>	<u>(544)</u>
<b>Loss Before Transfers</b>	<u>(582,466)</u>	<u>(583,010)</u>	<u>(544)</u>
<b>Transfers:</b>			
Transfers in	<u>585,465</u>	<u>585,465</u>	<u>-</u>
<b>Net Change in Fund Equity</b>	<b>2,999</b>	<b>2,455</b>	<b>(544)</b>
<b>Fund Equity at Beginning of Year</b>	<u>53,704</u>	<u>53,704</u>	<u>-</u>
<b>Fund Equity at End of Year</b>	<u><b>\$ 56,703</b></u>	<u><b>\$ 56,159</b></u>	<u><b>\$ (544)</b></u>

**CITY OF PATASKALA, OHIO**

SCHEDULE OF REVENUES, EXPENSES AND CHANGES IN  
 FUND EQUITY - BUDGET AND ACTUAL (NON-GAAP BUDGETARY BASIS)  
**WATER UTILITY STATE ISSUE II FUND**  
 FOR THE YEAR ENDED DECEMBER 31, 2021

	<u>Budgeted Amount</u>		<b>Variance with Final Budget Positive (Negative)</b>
	<u>Final</u>	<u>Actual</u>	<u>(Negative)</u>
<b>Operating Revenues:</b>			
Intergovernmental	\$ 332,382	\$ -	\$ (332,382)
<b>Total Operating Revenues</b>	<b>332,382</b>	<b>-</b>	<b>(332,382)</b>
<b>Operating Expenses:</b>			
Water Utility			
Capital outlay	514,117	-	514,117
<b>Total Operating Expenses</b>	<b>514,117</b>	<b>-</b>	<b>514,117</b>
<b>Operating Loss</b>	<b>(181,735)</b>	<b>-</b>	<b>181,735</b>
<b>Loss Before Transfers</b>	<b>(181,735)</b>	<b>-</b>	<b>181,735</b>
<b>Transfers:</b>			
Transfers in	<b>181,735</b>	<b>-</b>	<b>(181,735)</b>
<b>Net Change in Fund Equity</b>	<b>-</b>	<b>-</b>	<b>-</b>
<b>Fund Equity at Beginning of Year</b>	<b>-</b>	<b>-</b>	<b>-</b>
<b>Fund Equity at End of Year</b>	<b>\$ -</b>	<b>\$ -</b>	<b>\$ -</b>

CITY OF PATASKALA, OHIO

SCHEDULE OF REVENUES, EXPENSES AND CHANGES IN  
 FUND EQUITY - BUDGET AND ACTUAL (NON-GAAP BUDGETARY BASIS)  
**SEWER OPERATIONS FUND**  
 FOR THE YEAR ENDED DECEMBER 31, 2021

	<u>Budgeted Amount</u>		<u>Variance with Final Budget Positive (Negative)</u>
	<u>Final</u>	<u>Actual</u>	
<b>Operating Revenues:</b>			
Charges for services	\$ 1,617,000	\$ 1,610,967	\$ (6,033)
Other operating revenues	12,500	413	(12,087)
<b>Total Operating Revenues</b>	<b>1,629,500</b>	<b>1,611,380</b>	<b>(18,120)</b>
<b>Operating Expenses:</b>			
General Government			
Salaries & related	76,618	72,289	4,329
Contractual services	105,872	48,730	57,142
General operating	12,500	549	11,951
<b>Total General Government</b>	<b>194,990</b>	<b>121,568</b>	<b>73,422</b>
Court & Legal			
Contractual services	50,000	35,000	15,000
<b>Total Court &amp; Legal</b>	<b>50,000</b>	<b>35,000</b>	<b>15,000</b>
Finance			
Salaries & related	80,858	73,450	7,408
Contractual services	25,964	19,075	6,889
General operating	2,940	1,566	1,374
<b>Total Finance</b>	<b>109,762</b>	<b>94,091</b>	<b>15,671</b>
Sewer Utility			
Salaries & related	454,906	422,393	32,513
Contractual services	434,373	334,863	99,510
General operating	421,098	261,625	159,473
Capital outlay	31,158	31,158	-
<b>Total Sewer Utility</b>	<b>1,341,535</b>	<b>1,050,039</b>	<b>291,496</b>
<b>Total Operating Expenses</b>	<b>1,696,287</b>	<b>1,300,698</b>	<b>395,589</b>
<b>Operating Income (Loss)</b>	<b>(66,787)</b>	<b>310,682</b>	<b>377,469</b>
<b>Non-Operating Revenues:</b>			
Investment income	17,500	16,501	(999)
<b>Total Non-Operating Revenues</b>	<b>17,500</b>	<b>16,501</b>	<b>(999)</b>
<b>Net Change in Fund Equity</b>	<b>(49,287)</b>	<b>327,183</b>	<b>376,470</b>
<b>Fund Equity at Beginning of Year (restated)</b>	<b>2,726,315</b>	<b>2,726,315</b>	<b>-</b>
<b>Prior Year Encumbrances Appropriated</b>	<b>325,966</b>	<b>325,966</b>	<b>-</b>
<b>Fund Equity at End of Year</b>	<b>\$ 3,002,994</b>	<b>\$ 3,379,464</b>	<b>\$ 376,470</b>

**CITY OF PATASKALA, OHIO**

SCHEDULE OF REVENUES, EXPENSES AND CHANGES IN  
 FUND EQUITY - BUDGET AND ACTUAL (NON-GAAP BUDGETARY BASIS)  
**SEWER CAPITAL IMPROVEMENTS FUND**  
 FOR THE YEAR ENDED DECEMBER 31, 2021

	<u>Budgeted Amount</u>		<b>Variance with Final Budget Positive (Negative)</b>
	<u>Final</u>	<u>Actual</u>	
<b>Operating Revenues:</b>			
Charges for services	\$ 775,000	\$ 812,042	\$ 37,042
<b>Total Operating Revenues</b>	<b>775,000</b>	<b>812,042</b>	<b>37,042</b>
<b>Operating Expenses:</b>			
Sewer Utility			
General operating	1,250	450	800
Capital outlay	1,112,042	1,052,675	59,367
<b>Total Sewer Utility</b>	<b>1,113,292</b>	<b>1,053,125</b>	<b>60,167</b>
<b>Total Operating Expenses</b>	<b>1,113,292</b>	<b>1,053,125</b>	<b>60,167</b>
<b>Operating Loss</b>	<b>(338,292)</b>	<b>(241,083)</b>	<b>97,209</b>
<b>Non-Operating Revenues:</b>			
Investment income	9,800	11,039	1,239
Loan proceeds	1,052,750	1,057,978	5,228
<b>Total Non-Operating Revenues</b>	<b>1,062,550</b>	<b>1,069,017</b>	<b>6,467</b>
<b>Income Before Transfers and Capital Contributions</b>	<b>724,258</b>	<b>827,934</b>	<b>103,676</b>
<b>Transfers and Capital Contributions:</b>			
Capital contributions	831,881	831,881	-
Transfers out	(225,131)	(225,131)	-
<b>Net Change in Fund Equity</b>	<b>1,331,008</b>	<b>1,434,684</b>	<b>103,676</b>
<b>Fund Equity at Beginning of Year (restated)</b>	<b>832,090</b>	<b>832,090</b>	<b>-</b>
<b>Prior Year Encumbrances Appropriated</b>	<b>1,008,893</b>	<b>1,008,893</b>	<b>-</b>
<b>Fund Equity at End of Year</b>	<b>\$ 3,171,991</b>	<b>\$ 3,275,667</b>	<b>\$ 103,676</b>

**CITY OF PATASKALA, OHIO**

**SCHEDULE OF REVENUES, EXPENSES AND CHANGES IN  
FUND EQUITY - BUDGET AND ACTUAL (NON-GAAP BUDGETARY BASIS)  
SEWER BOND IMPROVEMENTS FUND  
FOR THE YEAR ENDED DECEMBER 31, 2021**

	<u>Budgeted Amount</u>		<b>Variance with Final Budget Positive (Negative)</b>
	<u>Final</u>	<u>Actual</u>	<u></u>
<b>Fund Equity at Beginning of Year</b>	<u>\$ 388</u>	<u>\$ 388</u>	<u>\$ -</u>
<b>Fund Equity at End of Year</b>	<u><u>\$ 388</u></u>	<u><u>\$ 388</u></u>	<u><u>\$ -</u></u>



**CITY OF PATASKALA, OHIO**

SCHEDULE OF REVENUES, EXPENSES AND CHANGES IN  
 FUND EQUITY - BUDGET AND ACTUAL (NON-GAAP BUDGETARY BASIS)  
**SEWER DEBT SERVICE FUND**  
 FOR THE YEAR ENDED DECEMBER 31, 2021

	<u>Budgeted Amount</u>		<b>Variance with Final Budget Positive (Negative)</b>
	<u>Final</u>	<u>Actual</u>	
<b>Non-Operating Revenues (Expenses):</b>			
Investment income	\$ 2,650	\$ 1,985	\$ (665)
<u>Debt Service:</u>			
Principal	(268,975)	(268,975)	-
Interest and fiscal charges	(95,425)	(95,425)	-
<b>Total Debt Service</b>	<b>(364,400)</b>	<b>(364,400)</b>	<b>-</b>
<b>Total Non-Operating Revenues (Expenses)</b>	<b>(361,750)</b>	<b>(362,415)</b>	<b>(665)</b>
<b>Loss Before Transfers</b>	<b>(361,750)</b>	<b>(362,415)</b>	<b>(665)</b>
<b>Transfers:</b>			
Transfers in	225,131	225,131	-
<b>Net Change in Fund Equity</b>	<b>(136,619)</b>	<b>(137,284)</b>	<b>(665)</b>
<b>Fund Equity at Beginning of Year</b>	256,909	256,909	-
<b>Prior year encumbrances appropriated</b>	80	80	-
<b>Fund Equity at End of Year</b>	<b>\$ 120,370</b>	<b>\$ 119,705</b>	<b>\$ (665)</b>

**CITY OF PATASKALA, OHIO**

SCHEDULE OF REVENUES, EXPENSES AND CHANGES IN  
 FUND EQUITY - BUDGET AND ACTUAL (NON-GAAP BUDGETARY BASIS)  
**OAKS ASSESSMENT FUND**  
 FOR THE YEAR ENDED DECEMBER 31, 2021

	<u>Budgeted Amount</u>		<b>Variance with</b>
	<u>Final</u>	<u>Actual</u>	<b>Final Budget</b>
			<b>Positive</b>
			<b>(Negative)</b>
<b>Operating Revenues:</b>			
Special assessments	\$ 20,261	\$ 20,596	\$ 335
<b>Total Operating Revenues</b>	<b>20,261</b>	<b>20,596</b>	<b>335</b>
<b>Operating Expenses:</b>			
Finance			
Contractual services	1,000	795	205
<b>Total Finance</b>	<b>1,000</b>	<b>795</b>	<b>205</b>
<b>Operating Income</b>	<b>19,261</b>	<b>19,801</b>	<b>540</b>
<b>Nonoperating Expenses:</b>			
Debt service:			
Principal	(12,348)	(12,348)	-
Interest and fiscal charges	(7,916)	(7,916)	-
Total debt service	(20,264)	(20,264)	-
<b>Total Nonoperating Expenses</b>	<b>(20,264)</b>	<b>(20,264)</b>	<b>-</b>
<b>Net Change in Fund Equity</b>	<b>(1,003)</b>	<b>(463)</b>	<b>540</b>
<b>Fund Equity at Beginning of Year</b>	13,597	13,597	-
<b>Prior year encumbrances appropriated</b>	2	2	-
<b>Fund Equity at End of Year</b>	<b>\$ 12,596</b>	<b>\$ 13,136</b>	<b>\$ 540</b>

**CITY OF PATASKALA, OHIO**

*INDIVIDUAL FUND STATEMENT  
FUND DESCRIPTIONS - FIDUCIARY FUNDS*

*Custodial Funds*

Custodial funds are used to report fiduciary activities that are not required to be reported in a trust fund. The following are the City's custodial funds:

***Police Evidence & Cash Seizure Fund***

To account for money held from the seizure of funds related to criminal cases within the City.

***Mayor's Court Fund***

To account for assets received and disbursed by the Mayor's Court as agent or custodian related to various court matters and cases.

**CITY OF PATASKALA, OHIO**

COMBINING STATEMENT OF FIUCIARY NET POSITION  
CUSTODIAL FUNDS  
DECEMBER 31, 2021

	<b><u>Police Evidence &amp; Seizure Fund</u></b>
<b>Assets:</b>	
Equity in pooled cash and investments	\$ 21,082
<b>Total Assets</b>	<u>21,082</u>
<b>Net position:</b>	
Restricted for individuals, organizations and other governments	<u>21,082</u>
<b>Total Net Position</b>	<u><u>\$ 21,082</u></u>

**CITY OF PATASKALA, OHIO**

COMBINING STATEMENT OF CHANGES IN FIDUCIARY NET POSITION  
CUSTODIAL FUNDS  
FOR THE YEAR ENDED DECEMBER 31, 2021

	<b>Police Evidence &amp; Seizure Fund</b>	<b>Mayor's Court</b>	<b>Total</b>
<b>Additions:</b>			
Fines and forfeitures for other governments	\$ 2,921	\$ 22,124	\$ 25,045
<b>Total Additions</b>	2,921	22,124	25,045
<b>Deductions:</b>			
Fines and forfeitures distributions to other governments	-	22,124	22,124
<b>Total Deductions</b>	-	22,124	22,124
<b>Net Change in Fiduciary Net Position</b>	2,921	-	2,921
<b>Net position beginning of year</b>	18,161	-	18,161
<b>Net position end of year</b>	\$ 21,082	\$ -	\$ 21,082



THIS PAGE IS INTENTIONALLY LEFT BLANK



**Statistical Section**  
**City of Pataskala | Annual Report**







CITY OF PATASKALA, OHIO

STATISTICAL SECTION  
TABLE OF CONTENTS

This part of the City of Pataskala's Annual Comprehensive Financial Report presents detailed information as a context for understanding what the information in the financial statements, note disclosures, and required supplementary information says about the City's overall financial health.

<b><u>Contents</u></b>	<b><u>Page</u></b>
<b>Financial Trends</b> These schedules contain trend information to help the reader understand how the City's financial performance and well-being have changed over time.	<b>220-229</b>
<b>Revenue Capacity</b> These schedules contain information to help the reader assess the City's most significant local revenue sources, the property tax and income tax.	<b>230-237</b>
<b>Debt Capacity</b> These schedules present information to help the reader assess the affordability of the City's current levels of outstanding debt and the City's ability to issue additional debt in the future.	<b>238-242</b>
<b>Demographic and Economic Information</b> These schedules offer demographic and economic indicators to help the reader understand the environment within which the City's financial activities take place.	<b>243-244</b>
<b>Operating Information</b> These schedules contain service and infrastructure data to help the reader understand how the information in the City's financial report relates to the services the City provides and the activities it performs.	<b>246-251</b>

**Sources:** Sources are noted on the individual schedules.

CITY OF PATASKALA, OHIO

NET POSITION BY COMPONENT  
LAST TEN YEARS

(accrual basis of accounting)

	<u>2021</u>	<u>2020</u>	<u>2019</u>	<u>2018</u>
<b><u>Governmental activities</u></b>				
Net investment in capital assets	\$ 33,127,561	\$ 30,546,507	\$ 27,129,515	\$ 20,514,381
Restricted for:				
Debt service	550,148	580,933	102,572	543,337
Capital projects	3,297,407	2,316,765	2,456,223	1,854,175
Transportation projects	6,089,970	4,403,511	5,152,142	4,589,131
Community development	12,416	2,781	2,781	2,655
Police	1,644,849	1,186,379	341,013	59,578
Unrestricted	<u>3,132,202</u>	<u>2,040,987</u>	<u>1,406,070</u>	<u>357,025</u>
<b>Total Governmental Activities Net Position</b>	<b><u>\$ 47,854,553</u></b>	<b><u>\$ 41,077,863</u></b>	<b><u>\$ 36,590,316</u></b>	<b><u>\$ 27,920,282</u></b>
<b><u>Business-type activities</u></b>				
Net investment in capital assets	\$ 5,584,900	\$ 4,639,228	\$ 4,125,680	\$ 2,465,224
Unrestricted	<u>10,735,901</u>	<u>8,862,701</u>	<u>7,549,064</u>	<u>5,875,751</u>
<b>Total Business-Type Activities Net Position</b>	<b><u>\$ 16,320,801</u></b>	<b><u>\$ 13,501,929</u></b>	<b><u>\$ 11,674,744</u></b>	<b><u>\$ 8,340,975</u></b>
<b><u>Primary government</u></b>				
Net investment in capital assets	\$ 38,712,461	\$ 35,185,735	\$ 31,255,195	\$ 22,979,605
Restricted for:				
Debt service	550,148	580,933	102,572	543,337
Capital projects	3,297,407	2,316,765	2,456,223	1,854,175
Transportation projects	6,089,970	4,403,511	5,152,142	4,589,131
Community development	12,416	2,781	2,781	2,655
Police	1,644,849	1,186,379	341,013	59,578
Unrestricted	<u>13,868,103</u>	<u>10,903,688</u>	<u>8,955,134</u>	<u>6,232,776</u>
<b>Total Primary Government Net Position</b>	<b><u>\$ 64,175,354</u></b>	<b><u>\$ 54,579,792</u></b>	<b><u>\$ 48,265,060</u></b>	<b><u>\$ 36,261,257</u></b>

(1) The Net Position at December 31, 2014 has been restated under GASB Statement No. 68/71.

(2) The Net Position at December 31, 2017 has been restated under GASB Statement No. 75.

Source: City financial reports

<u>2017</u> <sup>(2)</sup>	<u>2016</u>	<u>2015</u>	<u>2014</u> <sup>(1)</sup>	<u>2013</u>	<u>2012</u>
\$ 18,122,929	\$ 17,637,386	\$ 14,059,671	\$ 14,920,098	\$ 12,389,873	\$ 13,774,478
421,539	410,136	429,136	489,676	300,426	245,725
1,784,299	1,634,473	3,481,168	1,539,576	1,976,407	1,221,848
4,756,007	3,931,738	3,557,497	3,907,772	2,625,800	1,948,664
2,655	2,285	2,285	2,160	159,356	102,975
51,422	58,483	474,253	2,439,637	1,968,801	2,087,707
(1,311,420)	1,753,813	1,067,350	(1,595,927)	2,481,743	1,201,567
<u>\$ 23,827,431</u>	<u>\$ 25,428,314</u>	<u>\$ 23,071,360</u>	<u>\$ 21,702,992</u>	<u>\$ 21,902,406</u>	<u>\$ 20,582,964</u>
\$ 1,434,142	\$ 1,163,737	\$ 934,760	\$ 1,037,561	\$ 1,523,496	\$ 1,648,124
5,319,918	5,244,852	4,568,518	3,943,375	3,662,044	3,154,156
<u>\$ 6,754,060</u>	<u>\$ 6,408,589</u>	<u>\$ 5,503,278</u>	<u>\$ 4,980,936</u>	<u>\$ 5,185,540</u>	<u>\$ 4,802,280</u>
\$ 19,557,071	\$ 18,801,123	\$ 14,994,431	\$ 15,957,659	\$ 13,913,369	\$ 15,422,602
421,539	410,136	429,136	489,676	300,426	245,725
1,784,299	1,634,473	3,481,168	1,539,576	1,976,407	1,221,848
4,756,007	3,931,738	3,557,497	3,907,772	2,625,800	1,948,664
2,655	2,285	2,285	2,160	159,356	102,975
51,422	58,483	474,253	2,439,637	1,968,801	2,087,707
4,008,498	6,998,665	5,635,868	2,347,448	6,143,787	4,355,723
<u>\$ 30,581,491</u>	<u>\$ 31,836,903</u>	<u>\$ 28,574,638</u>	<u>\$ 26,683,928</u>	<u>\$ 27,087,946</u>	<u>\$ 25,385,244</u>

**CITY OF PATASKALA, OHIO**

**CHANGES IN NET POSITION  
LAST TEN YEARS  
(accrual basis of accounting)**

<b><u>PROGRAM REVENUES:</u></b>	<b><u>2021</u></b>	<b><u>2020</u></b>	<b><u>2019</u></b>	<b><u>2018</u></b>
Governmental Activities:				
<i>Charges for Services and Sales:</i>				
General government	\$ 377,608	\$ 337,268	\$ 340,227	\$ 281,823
Security of persons and property	84,024	64,736	98,782	111,761
Transportation	701	598	565	7,695
Community environment	62,157	62,803	51,492	62,932
Leisure time activities	249,389	158,933	157,244	154,805
<i>Operating Grants and Contributions:</i>				
General government	267,419	328,113	285,634	297,561
Security of persons and property	10,372	808,341	159,655	167,342
Transportation	1,133,514	1,154,961	1,460,073	1,087,551
Community environment	-	-	-	-
Leisure time activities	-	5,653	6,623	1,504
<i>Capital Grants and Contributions:</i>				
Transportation	<u>3,874,341</u>	<u>2,458,870</u>	<u>5,544,306</u>	<u>2,502,164</u>
Total Governmental Activities Program Revenues	<u>\$ 6,059,525</u>	<u>\$ 5,380,276</u>	<u>\$ 8,104,601</u>	<u>\$ 4,675,138</u>
Business-type activities:				
<i>Charges for Services and Sales:</i>				
Water	2,453,547	2,501,759	2,359,916	2,230,764
Sewer	2,422,909	2,430,112	2,264,713	2,134,588
<i>Capital Grants &amp; Contributions:</i>				
Water	430,170	179,607	886,376	490,863
Sewer	<u>417,819</u>	<u>224,123</u>	<u>844,336</u>	<u>218,016</u>
Total Business-Type Activities Program Revenues	<u>\$ 5,724,445</u>	<u>\$ 5,335,601</u>	<u>\$ 6,355,341</u>	<u>\$ 5,074,231</u>
Total Primary Government Program Revenues	<u>\$ 11,783,970</u>	<u>\$ 10,715,877</u>	<u>\$ 14,459,942</u>	<u>\$ 9,749,369</u>
<b><u>PROGRAM EXPENSES:</u></b>				
Governmental Activities:				
General government	\$ 2,036,758	\$ 2,249,518	\$ 2,387,838	\$ 1,419,475
Security of persons and property	2,766,186	2,967,669	597,100	2,774,477
Public health services	-	-	-	-
Transportation	3,038,305	3,179,013	2,964,015	3,160,235
Community environment	67,332	407,761	458,597	358,209
Leisure time activities	307,058	446,534	357,519	304,063
Interest and fiscal charges	<u>266,232</u>	<u>282,867</u>	<u>300,197</u>	<u>307,104</u>
Total Governmental Activities Expenses	<u>\$ 8,481,871</u>	<u>\$ 9,533,362</u>	<u>\$ 7,065,266</u>	<u>\$ 8,323,563</u>

	<u>2017</u>	<u>2016</u>	<u>2015</u>	<u>2014</u>	<u>2013</u>	<u>2012</u>
\$	332,804	\$ 271,868	\$ 290,261	\$ 366,658	\$ 379,351	\$ 348,491
	202,585	145,307	158,344	205,599	192,348	216,514
	-	-	-	-	-	-
	32,169	54,249	53,269	52,388	-	-
	99,637	84,420	33,390	14,060	22,690	15,797
	330,874	159,256	172,288	143,400	-	1,000
	45,029	83,386	119,192	178,688	476,701	97,026
	976,764	1,056,635	946,405	955,003	1,129,954	1,372,877
	-	-	-	336,278	171,004	436,726
	941	-	-	2,141	-	-
	<u>243,847</u>	<u>1,311,084</u>	<u>274,739</u>	<u>225,891</u>	<u>46,219</u>	<u>-</u>
\$	<u>2,264,650</u>	<u>\$ 3,166,205</u>	<u>\$ 2,047,888</u>	<u>\$ 2,480,106</u>	<u>\$ 2,418,267</u>	<u>\$ 2,488,431</u>
	2,015,799	2,158,711	1,880,929	1,548,621	1,642,290	1,439,095
	1,905,144	2,016,046	2,002,362	1,650,339	1,689,448	1,713,051
	-	-	-	-	-	-
	<u>-</u>	<u>-</u>	<u>-</u>	<u>-</u>	<u>-</u>	<u>-</u>
\$	<u>3,920,943</u>	<u>\$ 4,174,757</u>	<u>\$ 3,883,291</u>	<u>\$ 3,198,960</u>	<u>\$ 3,331,738</u>	<u>\$ 3,152,146</u>
\$	<u>6,185,593</u>	<u>\$ 7,340,962</u>	<u>\$ 5,931,179</u>	<u>\$ 5,679,066</u>	<u>\$ 5,750,005</u>	<u>\$ 5,640,577</u>
\$	1,974,894	\$ 1,805,720	\$ 1,919,562	\$ 1,095,246	\$ 706,223	\$ 1,357,119
	2,669,556	2,495,690	2,134,698	1,992,137	2,086,324	1,391,309
	-	-	-	-	112,101	111,485
	2,251,881	2,193,530	1,762,282	2,761,450	2,642,514	2,279,621
	385,940	296,206	246,113	677,184	543,577	591,589
	208,044	186,728	67,486	94,930	157,950	50,103
	<u>204,778</u>	<u>220,459</u>	<u>211,259</u>	<u>222,866</u>	<u>83,157</u>	<u>45,967</u>
\$	<u>7,695,093</u>	<u>\$ 7,198,333</u>	<u>\$ 6,341,400</u>	<u>\$ 6,843,813</u>	<u>\$ 6,331,846</u>	<u>\$ 5,827,193</u>

(Continued)

CITY OF PATASKALA, OHIO

CHANGES IN NET POSITION  
LAST TEN YEARS (CONTINUED)

(accrual basis of accounting)

	<u>2021</u>	<u>2020</u>	<u>2019</u>	<u>2018</u>
Business-type activities:				
Water	\$ 1,618,374	\$ 2,028,438	\$ 1,608,924	\$ 1,733,297
Sewer	<u>1,220,551</u>	<u>1,676,816</u>	<u>1,705,515</u>	<u>1,867,535</u>
Total Business-Type Activities Program Expenses	\$ 2,838,925	\$ 3,705,254	\$ 3,314,439	\$ 3,600,832
Total Primary Government Program Expenses	\$ 11,320,796	\$ 13,238,616	\$ 10,379,705	\$ 11,924,395
Governmental Activities	\$ (2,422,346)	\$ (4,153,086)	\$ 1,039,335	\$ (3,648,425)
Business-Type Activities	<u>2,885,520</u>	<u>1,630,347</u>	<u>3,040,902</u>	<u>1,473,399</u>
Total Primary Government Net (Expense)/Revenue	<u>\$ 463,174</u>	<u>\$ (2,522,739)</u>	<u>\$ 4,080,237</u>	<u>\$ (2,175,026)</u>

**GENERAL REVENUES AND OTHER CHANGES IN NET POSITION:**

Governmental Activities:

*Taxes:*

Property and other local taxes levied for:

General purposes	\$ 1,329,165	\$ 1,142,154	\$ 1,086,866	\$ 1,026,643
Permissive taxes	305,497	272,021	-	-
Income taxes levied for:				
Street fund	2,569,284	1,941,626	1,907,234	1,956,307
Police fund	3,435,945	3,379,585	3,177,253	3,114,456
Debt service fund	683,954	847,667	233,725	615,795
Capital projects fund	101,866	102,152	652,133	329,615
JEDD income tax fund	1,985	-	126	-
Payments in lieu of taxes	247,729	246,744	249,523	345,029
Grants and entitlements not restricted to specific programs	405,685	294,935	208,149	222,490
Investment earnings-unrestricted	(11,614)	55,154	76,239	24,019
Transfers	-	-	-	-
Miscellaneous	<u>129,540</u>	<u>358,595</u>	<u>39,451</u>	<u>106,922</u>
Total Governmental Activities	\$ 9,199,036	\$ 8,640,633	\$ 7,630,699	\$ 7,741,276

Business-Type Activities:

Investment earnings-unrestricted	(68,806)	162,522	259,932	65,514
Transfers	-	-	-	-
Miscellaneous	<u>2,158</u>	<u>34,316</u>	<u>32,935</u>	<u>48,002</u>
Total Business-Type Activities	\$ (66,648)	\$ 196,838	\$ 292,867	\$ 113,516
Total Primary Government	<u>\$ 9,132,388</u>	<u>\$ 8,837,471</u>	<u>\$ 7,923,566</u>	<u>\$ 7,854,792</u>

**Change in Net Position:**

Governmental Activities	\$ 6,776,690	\$ 4,487,547	\$ 8,670,034	\$ 4,092,851
Business-Type Activities	<u>2,818,872</u>	<u>1,827,185</u>	<u>3,333,769</u>	<u>1,586,915</u>
Total Primary Government	<u>\$ 9,595,562</u>	<u>\$ 6,314,732</u>	<u>\$ 12,003,803</u>	<u>\$ 5,679,766</u>

Source: City financial reports

	<u>2017</u>	<u>2016</u>	<u>2015</u>	<u>2014</u>	<u>2013</u>	<u>2012</u>
\$	1,621,079	\$ 1,809,143	\$ 1,798,346	\$ 1,392,928	\$ 1,458,080	\$ 1,541,391
	<u>1,567,904</u>	<u>1,565,175</u>	<u>1,594,905</u>	<u>1,610,487</u>	<u>1,573,164</u>	<u>1,349,053</u>
\$	<u>3,188,983</u>	<u>\$ 3,374,318</u>	<u>\$ 3,393,251</u>	<u>\$ 3,003,415</u>	<u>\$ 3,031,244</u>	<u>\$ 2,890,444</u>
\$	<u>10,884,076</u>	<u>\$ 10,572,651</u>	<u>\$ 9,734,651</u>	<u>\$ 9,847,228</u>	<u>\$ 9,363,090</u>	<u>\$ 8,717,637</u>
\$	(5,430,443)	\$ (4,032,128)	\$ (4,293,512)	\$ (4,363,707)	\$ (3,913,579)	\$ (3,338,762)
	<u>731,960</u>	<u>800,439</u>	<u>490,040</u>	<u>195,545</u>	<u>300,494</u>	<u>261,702</u>
\$	<u>(4,698,483)</u>	<u>\$ (3,231,689)</u>	<u>\$ (3,803,472)</u>	<u>\$ (4,168,162)</u>	<u>\$ (3,613,085)</u>	<u>\$ (3,077,060)</u>
\$	901,169	\$ 843,062	\$ 827,781	\$ 714,826	\$ 891,357	\$ 802,654
	-	-	-	-	-	-
	1,900,802	1,831,162	1,542,506	2,190,585	1,511,685	965,097
	2,932,251	2,722,344	2,393,147	2,607,079	2,016,235	1,668,443
	620,906	465,632	485,230	476,763	148,909	214,930
	125,507	117,361	49,335	195,699	282,067	1,655,919
	370	-	125	120	803	-
	257,284	190,126	153,835	201,140	109,965	127,553
	205,764	188,862	189,381	185,808	234,624	184,454
	18,329	17,188	11,049	16,230	1,813	16,023
	-	-	-	-	(10,957)	-
	<u>34,363</u>	<u>13,345</u>	<u>9,491</u>	<u>172,812</u>	<u>46,520</u>	<u>12,343</u>
\$	<u>6,996,745</u>	<u>\$ 6,389,082</u>	<u>\$ 5,661,880</u>	<u>\$ 6,761,062</u>	<u>\$ 5,233,021</u>	<u>\$ 5,647,416</u>
	37,836	40,778	30,006	17,501	35,668	13,834
	-	-	-	-	10,957	-
	<u>33,064</u>	<u>64,094</u>	<u>2,296</u>	<u>27,358</u>	<u>36,141</u>	<u>35,668</u>
\$	<u>70,900</u>	<u>\$ 104,872</u>	<u>\$ 32,302</u>	<u>\$ 44,859</u>	<u>\$ 82,766</u>	<u>\$ 49,502</u>
\$	<u>7,067,645</u>	<u>\$ 6,493,954</u>	<u>\$ 5,694,182</u>	<u>\$ 6,805,921</u>	<u>\$ 5,315,787</u>	<u>\$ 5,696,918</u>
\$	1,566,302	\$ 2,356,954	\$ 1,368,368	\$ 2,397,355	\$ 1,319,442	\$ 2,308,654
	<u>802,860</u>	<u>905,311</u>	<u>522,342</u>	<u>240,404</u>	<u>383,260</u>	<u>311,204</u>
\$	<u>2,369,162</u>	<u>\$ 3,262,265</u>	<u>\$ 1,890,710</u>	<u>\$ 2,637,759</u>	<u>\$ 1,702,702</u>	<u>\$ 2,619,858</u>

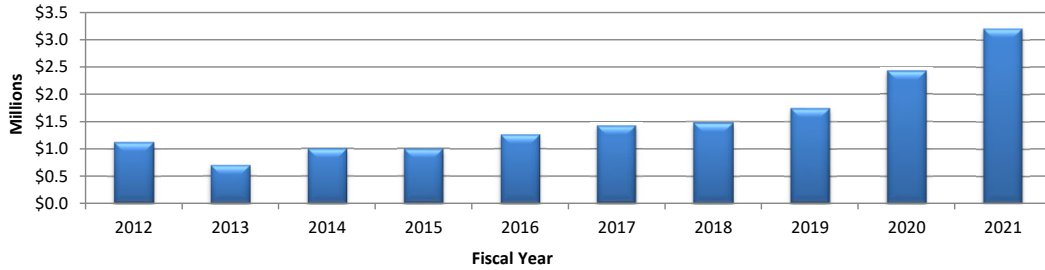
**CITY OF PATASKALA, OHIO**

**FUND BALANCES, GOVERNMENTAL FUNDS  
LAST TEN YEARS**

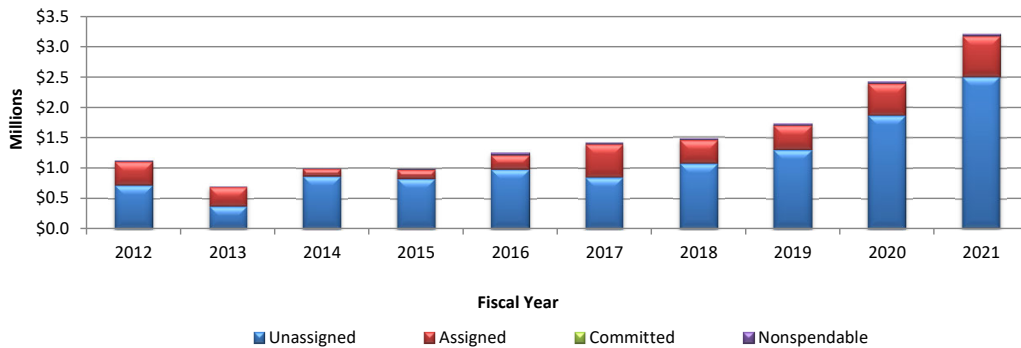
(modified accrual basis of accounting)

	<u>2021</u>	<u>2020</u>	<u>2019</u>	<u>2018</u>
<b><u>General Fund</u></b>				
Nonspendable	\$ 32,647	\$ 35,665	\$ 32,684	\$ 26,646
Assigned	675,325	521,906	401,558	377,098
Unassigned	<u>2,499,001</u>	<u>1,864,406</u>	<u>1,302,867</u>	<u>1,071,358</u>
<b>Total General Fund</b>	<b>\$ 3,206,973</b>	<b>\$ 2,421,977</b>	<b>\$ 1,737,109</b>	<b>\$ 1,475,102</b>
<b><u>All Other Governmental Funds</u></b>				
Nonspendable	\$ 174,152	\$ 222,612	\$ 196,833	\$ 203,368
Restricted	13,669,691	10,628,292	8,951,140	9,193,346
Committed	348,388	496,381	508,948	594,220
Unassigned (deficit)	<u>-</u>	<u>-</u>	<u>-</u>	<u>-</u>
<b>Total All Other Governmental Funds</b>	<b>\$ 14,192,231</b>	<b>\$ 11,347,285</b>	<b>\$ 9,656,921</b>	<b>\$ 9,990,934</b>
<b>Total Governmental Funds</b>	<b><u>\$ 17,399,204</u></b>	<b><u>\$ 13,769,262</u></b>	<b><u>\$ 11,394,030</u></b>	<b><u>\$ 11,466,036</u></b>

**Unassigned General Fund Balance**



**General Fund Balance - by Category**

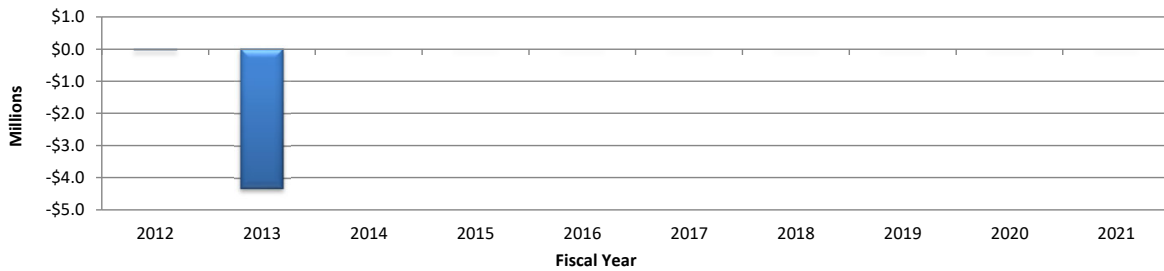


Source: City financial reports

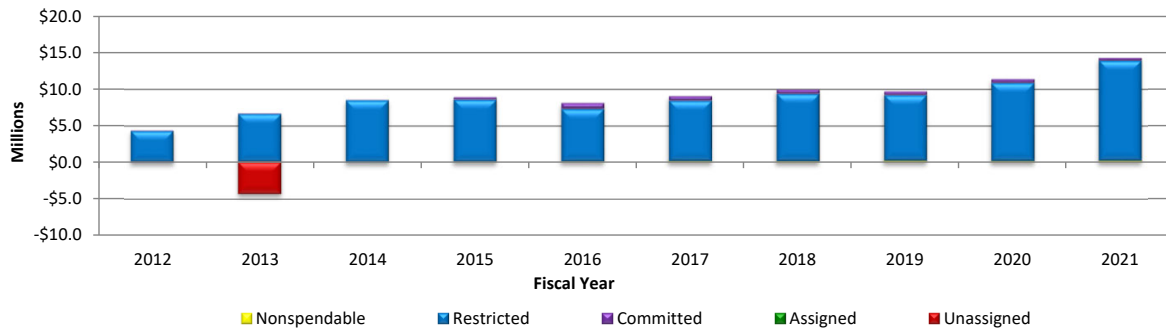


<u>2017</u>	<u>2016</u>	<u>2015</u>	<u>2014</u>	<u>2013</u>	<u>2012</u>
\$ 24,031	\$ 37,522	\$ 13,621	\$ 7,022	\$ 9,302	\$ 15,491
543,259	236,788	148,242	120,649	313,403	383,681
<u>848,493</u>	<u>977,553</u>	<u>828,059</u>	<u>868,271</u>	<u>369,603</u>	<u>715,312</u>
<b>\$ 1,415,783</b>	<b>\$ 1,251,863</b>	<b>\$ 989,922</b>	<b>\$ 995,942</b>	<b>\$ 692,308</b>	<b>\$ 1,114,484</b>
\$ 151,654	\$ 178,453	\$ 90,044	\$ 60,877	\$ 18,164	\$ 49,045
8,240,669	7,185,447	8,492,046	8,456,579	6,593,931	4,288,119
601,831	820,647	312,197	44,412	32,294	31,809
-	-	-	-	(4,333,597)	(35,066)
<b>\$ 8,994,154</b>	<b>\$ 8,184,547</b>	<b>\$ 8,894,287</b>	<b>\$ 8,561,868</b>	<b>\$ 2,310,792</b>	<b>\$ 4,333,907</b>
<b>\$ 10,409,937</b>	<b>\$ 9,436,410</b>	<b>\$ 9,884,209</b>	<b>\$ 9,557,810</b>	<b>\$ 3,003,100</b>	<b>\$ 5,448,391</b>

### Unassigned All Other Governmental Funds Balance



### All Other Governmental Fund Balance - by Category



CITY OF PATASKALA, OHIO

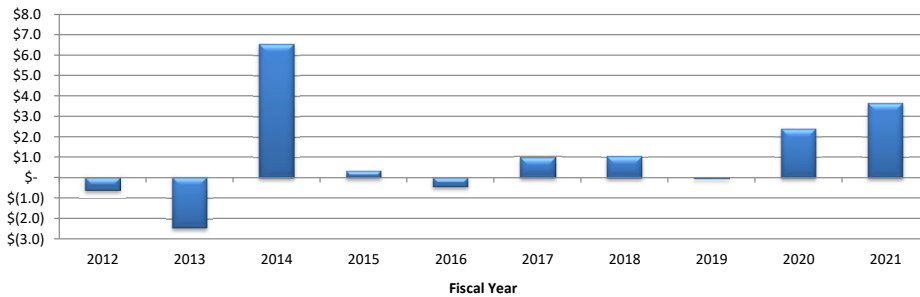
CHANGES IN FUND BALANCES, GOVERNMENTAL FUNDS  
LAST TEN YEARS

(modified accrual basis of accounting)

	2021	2020	2019	2018
<b>Revenues:</b>				
Income taxes	\$ 7,115,462	\$ 6,073,123	\$ 5,899,011	\$ 5,743,416
Property and other taxes	1,635,337	1,388,958	1,127,029	1,008,111
Charges for services	243,321	158,251	161,062	171,695
Licenses and permits	337,541	293,662	274,890	270,408
Fines and forfeitures	83,470	64,731	95,011	103,471
Intergovernmental	1,760,367	2,559,790	1,505,193	1,705,257
Special assessments	5,855	460	239	1,305
Investment income	(56,676)	241,435	401,241	146,243
Rental Income	104,654	105,117	104,687	102,527
Contributions and donations	42,107	13,405	31,825	23,941
Payments in lieu of taxes (PILOT)	247,729	246,744	249,523	345,029
Other	1,102,336	484,297	238,680	249,791
<b>Total Revenues</b>	<b>\$ 12,621,503</b>	<b>\$ 11,629,973</b>	<b>\$ 10,088,391</b>	<b>\$ 9,871,194</b>
<b>Expenditures:</b>				
<i>Current:</i>				
General government	\$ 2,001,646	\$ 1,908,907	\$ 1,949,978	\$ 1,809,865
Security of persons and property	2,535,912	2,650,235	2,364,737	2,299,122
Public health and welfare	-	-	-	-
Transportation	2,298,569	2,434,565	3,090,737	1,809,375
Community environment	345,490	368,621	384,949	325,272
Leisure time activity	506,556	406,076	335,314	281,646
Capital outlay	351,657	501,525	904,213	6,058,092
<i>Debt service:</i>				
Principal retirement	865,648	869,279	921,701	741,885
Interest and fiscal charges	279,183	295,533	314,768	260,903
Bond issuance costs	-	-	-	49,750
<b>Total Expenditures</b>	<b>\$ 9,184,661</b>	<b>\$ 9,434,741</b>	<b>\$ 10,266,397</b>	<b>\$ 13,635,910</b>
<b>Excess (Deficiency) of Revenues Over (Under) Expenditures</b>	<b>\$ 3,436,842</b>	<b>\$ 2,195,232</b>	<b>\$ (178,006)</b>	<b>\$ (3,764,716)</b>
<b>Other Financing Sources (Uses):</b>				
Loans issued	\$ -	\$ -	\$ -	\$ 21,666
Bond issuance	-	-	-	4,600,000
Sale of capital assets	-	-	-	-
Note issuance	-	-	-	-
Premium on sale of bonds	-	-	-	-
Inception of capital lease	193,100	180,000	106,000	199,149
Transfers in	319,618	356,015	376,261	891,780
Transfers (out)	(319,618)	(356,015)	(376,261)	(891,780)
<b>Total Other Financing Sources (Uses)</b>	<b>\$ 193,100</b>	<b>\$ 180,000</b>	<b>\$ 106,000</b>	<b>\$ 4,820,815</b>
<b>Net Change in Fund Balances</b>	<b>\$ 3,629,942</b>	<b>\$ 2,375,232</b>	<b>\$ (72,006)</b>	<b>\$ 1,056,099</b>
Capital Expenditures	\$ 1,355,528	\$ 1,693,220	\$ 2,736,882	\$ 6,864,435
<i>Debt Service as a Percentage of Noncapital Expenditures</i>	<i>14.62%</i>	<i>15.05%</i>	<i>16.42%</i>	<i>14.81%</i>

Millions

Net Change in Fund Balance, Governmental Funds



Source: City financial reports

	<u>2017</u>	<u>2016</u>	<u>2015</u>	<u>2014</u>	<u>2013</u>	<u>2012</u>
\$	5,448,476	\$ 5,132,966	\$ 4,948,134	\$ 4,725,721	\$ 3,846,461	\$ 3,832,475
	880,675	853,298	832,535	819,665	803,422	802,525
	106,923	86,217	38,296	18,893	22,690	15,797
	243,503	228,663	249,575	270,812	256,957	206,922
	139,323	148,769	153,957	221,825	192,348	216,514
	1,590,613	2,618,779	1,479,219	1,927,690	1,953,278	2,026,095
	-	2,440	5,591	4,169	9,527	4,369
	78,439	81,590	60,992	49,971	6,986	17,193
	113,804	92,668	91,048	121,059	118,225	127,673
	1,555	2,230	18,060	2,141	-	-
	257,284	190,126	153,835	201,140	155,279	82,239
	200,596	120,305	74,796	243,586	138,240	112,321
<b>\$</b>	<b>9,061,191</b>	<b>\$ 9,558,051</b>	<b>\$ 8,106,038</b>	<b>\$ 8,606,672</b>	<b>\$ 7,503,413</b>	<b>\$ 7,444,123</b>

\$	1,766,077	\$ 1,582,835	\$ 1,750,043	\$ 1,585,981	\$ 861,834	\$ 1,207,191
	2,361,024	2,237,612	2,029,127	2,216,466	2,638,716	1,930,465
	-	-	-	-	112,101	111,485
	1,476,647	1,972,918	1,651,933	1,621,694	1,942,020	2,273,208
	336,947	271,871	256,706	677,224	545,189	592,679
	173,447	167,262	43,533	77,118	137,621	33,126
	790,039	3,604,662	2,502,625	2,614,077	2,815,454	2,369,511
	1,158,615	698,297	522,564	422,208	967,222	217,568
	224,325	230,393	235,194	95,665	81,026	39,832
	-	-	-	91,118	-	-
<b>\$</b>	<b>8,287,121</b>	<b>\$ 10,765,850</b>	<b>\$ 8,991,725</b>	<b>\$ 9,401,551</b>	<b>\$ 10,101,183</b>	<b>\$ 8,775,065</b>

**\$ 774,070    \$ (1,207,799)    \$ (885,687)    \$ (794,879)    \$ (2,597,770)    \$ (1,330,942)**

\$	178,811	\$ -	\$ 700,000	\$ 203,413	\$ 15,407	\$ -
	-	-	-	6,630,000	-	-
	20,646	-	12,086	285	-	-
	-	500,000	-	-	-	720,000
	-	-	-	248,117	-	-
	-	260,000	500,000	267,774	148,029	-
	572,575	566,582	3,776,354	1,615,815	3,306,934	200,000
	(572,575)	(566,582)	(3,776,354)	(1,615,815)	(3,317,891)	(200,000)
<b>\$</b>	<b>199,457</b>	<b>\$ 760,000</b>	<b>\$ 1,212,086</b>	<b>\$ 7,349,589</b>	<b>\$ 152,479</b>	<b>\$ 720,000</b>
<b>\$</b>	<b>973,527</b>	<b>\$ (447,799)</b>	<b>\$ 326,399</b>	<b>\$ 6,554,710</b>	<b>\$ (2,445,291)</b>	<b>\$ (610,942)</b>

\$	1,460,866	\$ 4,686,868	\$ 3,446,755	\$ 3,360,434	\$ 3,791,327	\$ 3,590,210
	20.26%	15.28%	13.67%	8.57%	16.61%	4.96%

**CITY OF PATASKALA, OHIO**  
**GENERAL GOVERNMENTAL TAX REVENUES BY SOURCE**  
**LAST TEN YEARS**  
(modified accrual basis of accounting - \$000's omitted)

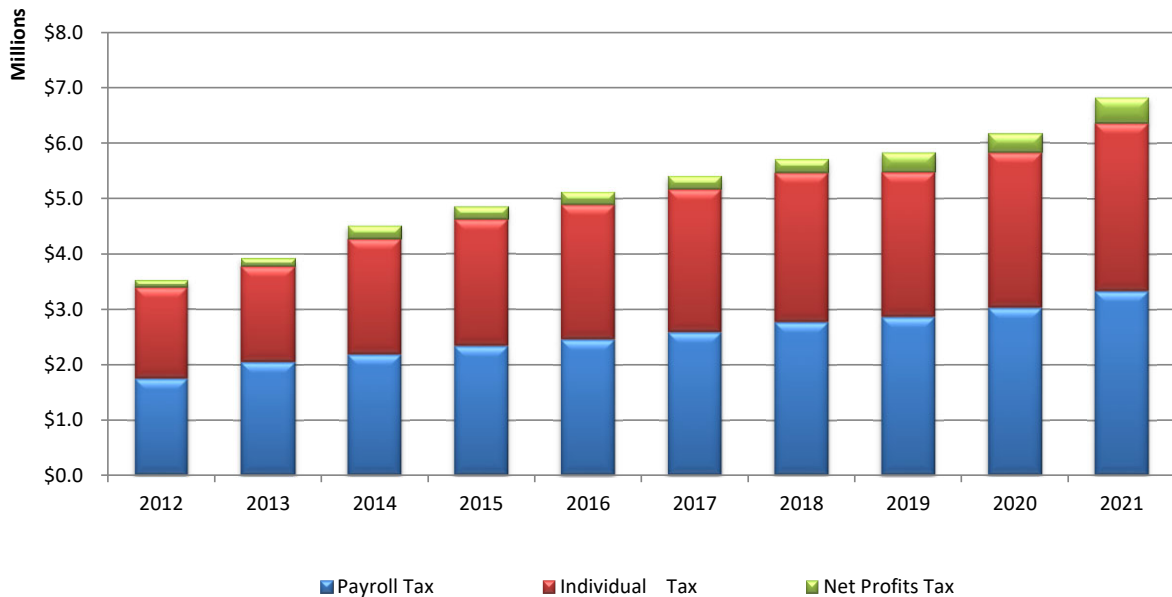
<u>Fiscal Year</u>	<u>Property Tax</u>	<u>Income Tax</u>	<u>Motor Vehicle Tax</u>	<u>Gasoline Tax</u>	<u>Total Tax Revenues</u>
2021	\$ 1,635.3	\$ 7,115.5	\$ 211.5	\$ 1,047.4	\$ 10,009.7
2020	1,388.9	6,073.1	176.7	966.6	8,605.3
2019	1,127.0	5,899.0	162.2	790.8	7,979.0
2018	1,008.1	5,743.4	202.0	684.7	7,638.2
2017	880.7	5,448.5	180.9	618.6	7,128.7
2016	853.3	5,133.0	184.0	584.6	6,754.9
2015	832.5	4,948.1	143.5	568.3	6,492.4
2014	820.0	4,725.7	142.1	572.6	6,260.4
2013	803.4	3,846.5	144.1	561.5	5,355.5
2012	805.5	3,832.5	146.3	542.2	5,326.5

**CITY OF PATASKALA, OHIO**

**GOVERNMENT-WIDE INCOME TAX COLLECTIONS  
LAST TEN YEARS  
(Cash Basis)**

<b>Tax Year</b>	<b>Tax Rate</b>	<b>Payroll Tax</b>	<b>Individual Tax</b>	<b>Net Profits Tax</b>	<b>Total Tax Collections</b>	<b>Total Government-Wide Revenues</b>	<b>Total Income Taxes as % of Total Government Revenues</b>
<b>2012</b>	<b>1.0%</b>	\$ 1,740,511	\$ 1,648,552	\$ 130,832	<b>\$ 3,519,895</b>	\$ 8,135,847	<b>43.26%</b>
<b>2013</b>	<b>1.0%</b>	2,044,485	1,724,714	153,638	<b>3,922,837</b>	7,651,288	<b>51.27%</b>
<b>2014</b>	<b>1.0%</b>	2,179,849	2,089,286	242,398	<b>4,511,533</b>	9,241,168	<b>48.82%</b>
<b>2015</b>	<b>1.0%</b>	2,333,963	2,279,620	236,243	<b>4,849,826</b>	7,709,768	<b>62.90%</b>
<b>2016</b>	<b>1.0%</b>	2,451,692	2,437,158	233,600	<b>5,122,450</b>	9,555,287	<b>53.61%</b>
<b>2017</b>	<b>1.0%</b>	2,579,382	2,578,639	242,896	<b>5,400,917</b>	9,261,395	<b>58.32%</b>
<b>2018</b>	<b>1.0%</b>	2,765,181	2,698,139	248,994	<b>5,712,314</b>	12,416,414	<b>46.01%</b>
<b>2019</b>	<b>1.0%</b>	2,858,903	2,610,778	362,028	<b>5,831,709</b>	15,735,300	<b>37.06%</b>
<b>2020</b>	<b>1.0%</b>	3,022,627	2,798,586	342,914	<b>6,164,127</b>	14,020,909	<b>43.96%</b>
<b>2021</b>	<b>1.0%</b>	3,327,624	3,032,882	472,437	<b>6,832,943</b>	15,258,561	<b>44.78%</b>
<b>Average</b>		<b>\$ 2,530,422</b>	<b>\$ 2,389,835</b>	<b>\$ 266,598</b>	<b>\$ 5,186,855</b>	<b>\$ 10,898,594</b>	<b>47.59%</b>

**Government-Wide Income  
Tax Revenues by Type  
Collection Years 2012 - 2021**



Source: Regional Income Tax Agency & City financial reports

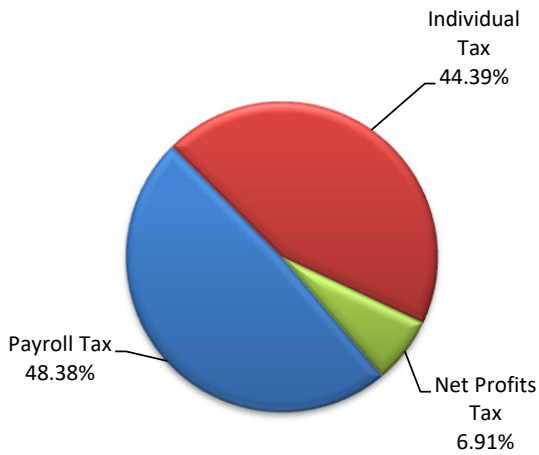
**CITY OF PATASKALA, OHIO**

**GOVERNMENT-WIDE INCOME TAX COLLECTIONS  
CURRENT YEAR AND NINE YEARS AGO  
(Cash Basis)**

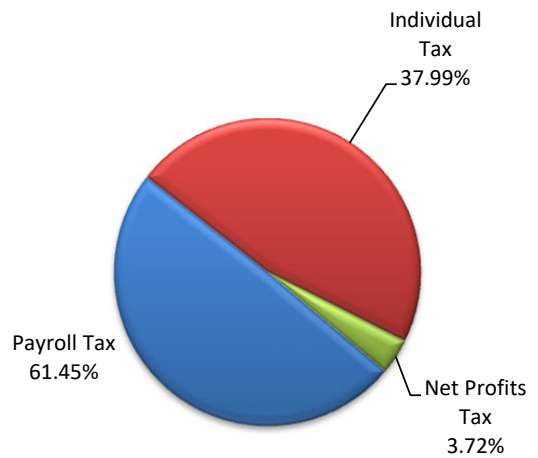
	<u>Fiscal Year 2021</u>		<u>Fiscal Year 2012</u>	
Payroll Tax	\$ 3,327,624	48.71%	\$ 1,740,511	49.45%
Individual Tax	3,032,882	44.39%	1,648,552	46.84%
Net Profits Tax	<u>472,437</u>	<u>6.91%</u>	<u>130,832</u>	<u>3.72%</u>
<b>Total Income Tax Collections</b>	<b><u>\$ 6,832,943</u></b>	<b><u>100.00%</u></b>	<b><u>\$ 3,519,895</u></b>	<b><u>100.00%</u></b>

**2021 - 2012 Income Tax Breakdown  
by Tax Type**

**Fiscal Year 2021**



**Fiscal Year 2012**



Source: City financial reports

CITY OF PATASKALA, OHIO

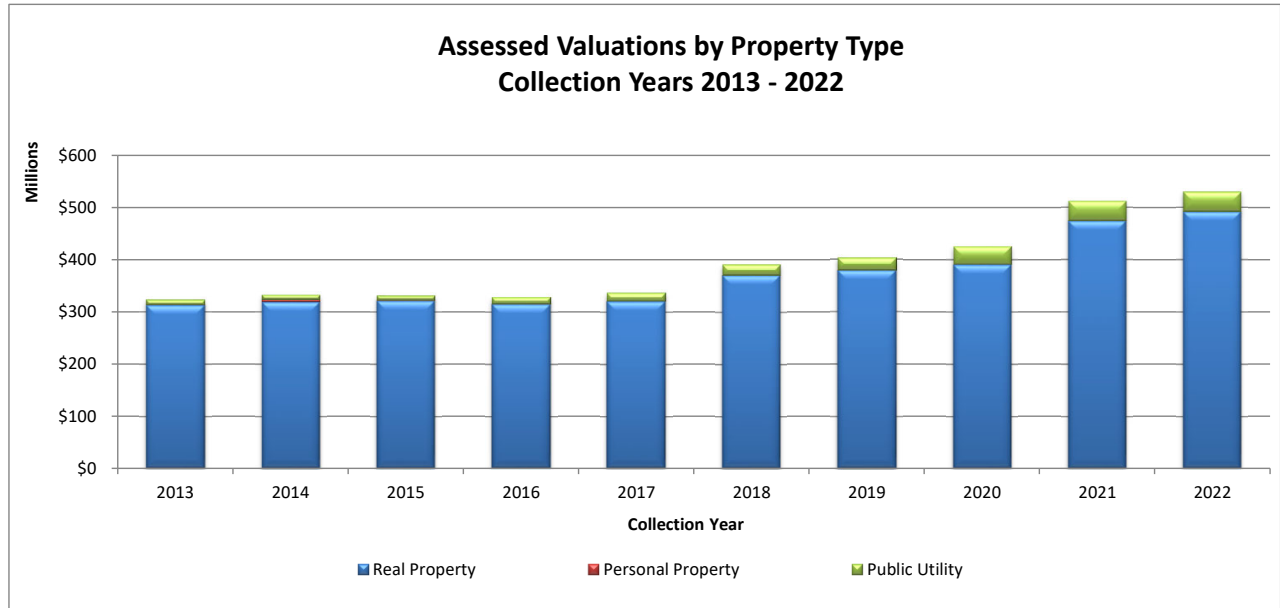
ASSESSED VALUATION & ESTIMATED TRUE VALUES OF TAXABLE PROPERTY  
LAST TEN YEARS  
(\$000's omitted)

Tax Year	Collection Year	Real Property		Personal Property		Public Utility		TOTAL		
		Assessed	Estimated Actual <sup>(a)</sup>	Assessed	Estimated Actual <sup>(c)</sup>	Assessed	Estimated Actual <sup>(b)</sup>	Assessed	Estimated Actual	Average Effective Millage
2012	2013	\$312,438	\$892,680	\$0	\$0	\$10,288	11,691	\$322,726	\$904,371	\$2.9000
2013	2014	318,582	910,234	3,977	17,293	9,502	10,798	\$332,061	\$938,325	\$2.8653
2014	2015	320,564	915,896	625	2,718	9,584	10,890	\$330,772	\$929,504	\$2.8946
2015	2016	314,972	899,919	0	0	13,104	14,891	\$328,075	\$914,810	\$2.9000
2016	2017	320,496	915,702	0	0	16,172	18,378	\$336,668	\$934,080	\$2.9000
2017	2018	370,737	1,059,249	0	0	20,460	23,250	\$391,197	\$1,082,499	\$2.9000
2018	2019	378,375	1,081,071	0	0	24,035	27,313	\$402,410	\$1,108,384	\$2.9000
2019	2020	390,019	1,114,340	0	0	35,162	39,957	\$425,182	\$1,154,297	\$2.9000
2020	2021	473,408	1,352,593	0	0	38,251	43,467	\$511,659	\$1,396,060	\$2.8995
2021	2022	491,105	1,403,157	0	0	38,632	43,900	\$529,737	\$1,447,058	\$2.8995

**Note:** Assessed values only include taxable property and do not include any TIF'd or otherwise tax-exempt property.

- (a) Real property is assessed at 35% of actual value.
- (b) Public utility is assessed at 88% of actual value.
- (c) For 2013-2022, tangible personal is assessed at 0% of property value, including inventory.

Source: Licking County, Ohio; Fiscal Officer



**CITY OF PATASKALA, OHIO**

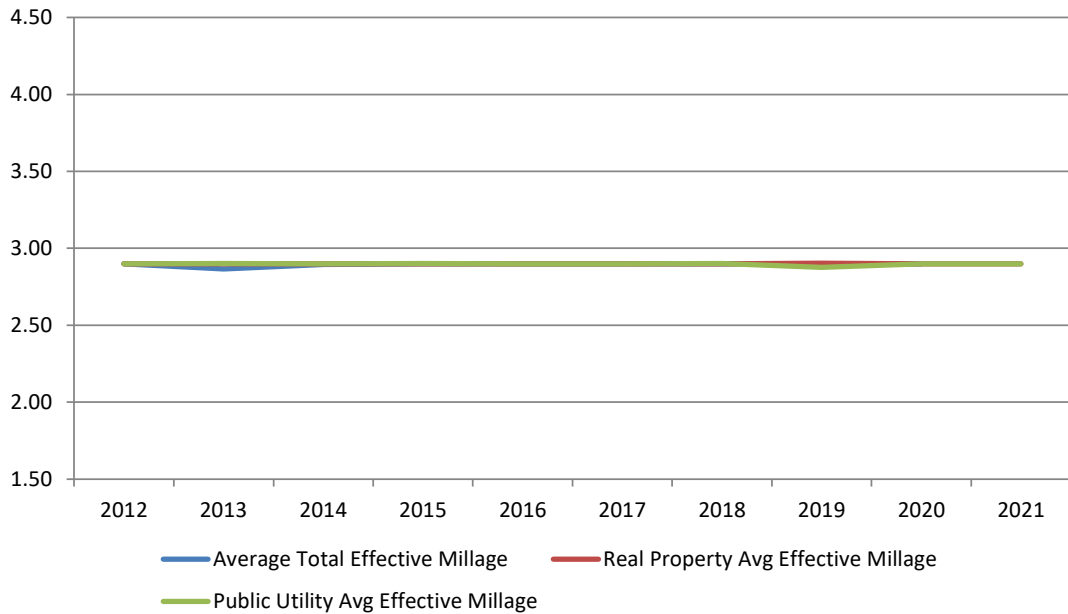
**ESTIMATED ASSESSED TAXES & AVERAGE EFFECTIVE RATES OF TAXABLE PROPERTY  
LAST TEN YEARS**

Tax Year	Real Property		Public Utility		TOTAL	
	Estimated Assessed Taxes	Average Effective Millage	Estimated Assessed Taxes	Average Effective Millage	Estimated Assessed Taxes	Average Effective Millage
2012	\$906,070	\$2.9000	\$29,835	\$2.9000	\$935,905	\$2.9000
2013	923,888	2.9000	27,556	2.9000	\$951,444	\$2.8653
2014	929,647	2.9000	27,792	2.9000	\$957,439	\$2.8946
2015	913,418	2.9000	38,001	2.9000	\$951,419	\$2.9000
2016	929,438	2.9000	46,900	2.9000	\$976,338	\$2.9000
2017	1,075,138	2.9000	59,334	2.9000	\$1,134,472	\$2.9000
2018	1,097,305	2.9000	69,702	2.9000	\$1,167,007	\$2.9000
2019	1,131,923	2.9022	101,101	2.8753	\$1,233,024	\$2.9000
2020	1,372,602	2.8994	110,928	2.9000	\$1,483,530	\$2.8995
2021	1,423,920	2.8994	112,034	2.9000	\$1,535,954	\$2.8995

**Notes:** Estimated taxes do not include any estimates of prior-year delinquent tax payments, state tax rollbacks or homestead credits provided to the taxpayer.

Source: Licking County, Ohio; County Auditor

**Average Effective Millage Rate  
By Tax Type**



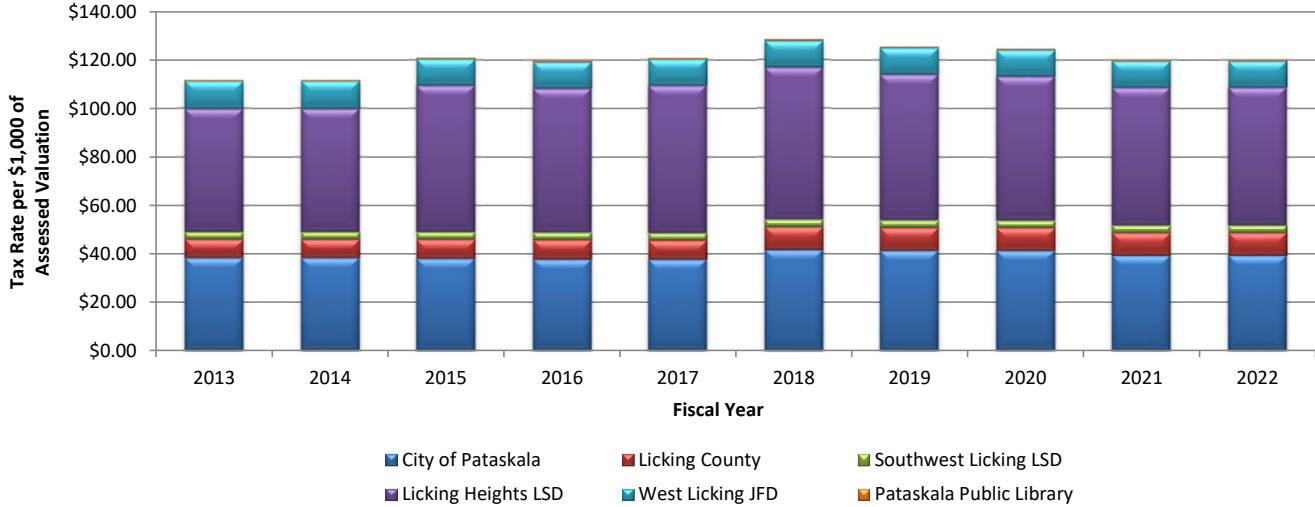
**CITY OF PATASKALA, OHIO**

**PROPERTY TAX RATES - DIRECT AND OVERLAPPING GOVERNMENTS  
RATES EXPRESSED PER \$1,000 OF ASSESSED VALUATION  
LAST TEN YEARS  
LICKING COUNTY**

Tax Year	Collection Year	City Direct Rates				Licking County	Southwest Licking Local School District	Licking Heights Local School District
		Operating	Street Levy	Police	Total Direct Rate			
2012	2013	\$2.90	\$0.00	\$0.00	\$2.90	\$7.70	\$38.37	\$50.87
2013	2014	\$2.90	\$0.00	\$0.00	\$2.90	\$7.70	\$38.37	\$50.87
2014	2015	\$2.90	\$0.00	\$0.00	\$2.90	\$8.00	\$38.10	\$60.54
2015	2016	\$2.90	\$0.00	\$0.00	\$2.90	\$8.00	\$37.90	\$59.59
2016	2017	\$2.90	\$0.00	\$0.00	\$2.90	\$8.00	\$37.70	\$60.89
2017	2018	\$2.90	\$0.00	\$0.00	\$2.90	\$9.50	\$41.70	\$62.88
2018	2019	\$2.90	\$0.00	\$0.00	\$2.90	\$9.50	\$41.50	\$60.29
2019	2020	\$2.90	\$0.00	\$0.00	\$2.90	\$9.50	\$41.40	\$59.59
2020	2021	\$2.90	\$0.00	\$0.00	\$2.90	\$9.50	\$39.40	\$56.94
2021	2022	\$2.90	\$0.00	\$0.00	\$2.90	\$9.50	\$39.40	\$56.94

Source: Licking County, Ohio; County Auditor

**Assessed Property Tax Rates - By Entity  
Collection Years 2013 - 2022**



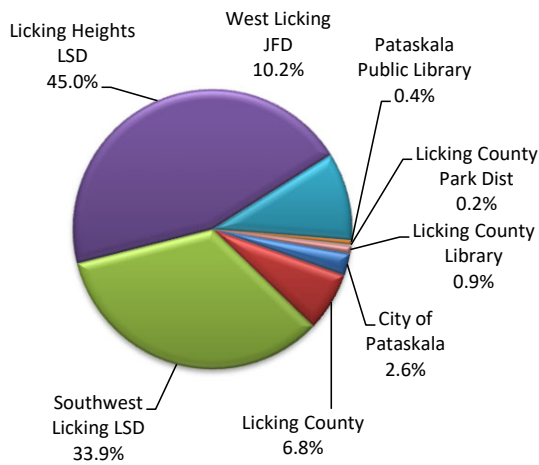


West Licking Joint Fire District	Pataskala Public Library	Licking County Park District	Licking County Library	TOTAL
\$11.50	\$0.50	\$0.25	\$1.00	\$113.09
\$11.50	\$0.50	\$0.25	\$1.00	\$113.09
\$11.00	\$0.50	\$0.25	\$1.00	\$122.29
\$11.00	\$0.50	\$0.25	\$1.00	\$121.14
\$11.00	\$0.50	\$0.25	\$1.00	\$122.24
\$11.00	\$0.50	\$0.25	\$1.00	\$129.73
\$11.00	\$0.50	\$0.25	\$1.00	\$126.94
\$11.00	\$0.50	\$0.25	\$1.00	\$126.14
\$11.00	\$0.50	\$0.25	\$1.00	\$121.49
\$11.00	\$0.50	\$0.25	\$1.00	\$121.49

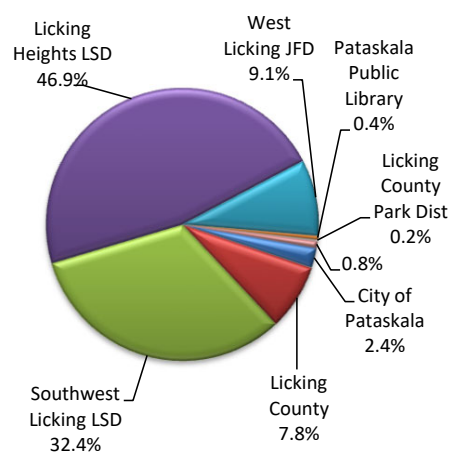
Res/Agr Effective Rate	Com/Ind Effective Rate
\$2.9000	\$2.9000
\$2.9000	\$2.9000
\$2.9000	\$2.9000
\$2.9000	\$2.9000
\$2.9000	\$2.9000
\$2.9000	\$2.9000
\$2.9000	\$2.9000
\$2.9000	\$2.9000
\$2.8994	\$2.9000
\$2.8994	\$2.9000

### 2013 - 2022 Property Tax Breakdown by Government Entity

2013 Collection Year



2022 Collection Year



CITY OF PATASKALA, OHIO

TOP PRINCIPAL PROPERTY TAXPAYERS  
CURRENT YEAR AND NINE YEARS AGO

Taxpayer Name	2021			2012		
	Rank	Assessed Valuation	% of Total Assessed Valuation	Rank	Assessed Valuation	% of Total Assessed Valuation
<b><u>Real Estate</u></b>						
Pataskala Investment Partners LLC	1	\$ 2,967,200	0.56%	1	\$ 2,486,020	0.77%
Catalina Club LLC	2	2,845,500	0.54%	2	1,750,000	0.54%
Hazelton Management Group LLC	3	2,782,500	0.53%	3	1,576,470	0.49%
AEP Ohio Transmission Co, Inc	4	2,778,980	0.52%	4	900,900	0.28%
Carrington Ridge One, LLC	5	2,625,000	0.50%			
Village Gate Apt Ltd	6	2,432,510	0.46%	6	761,290	0.24%
Carrington Ridge Two, LLC	7	1,981,000	0.37%			
Tolson Investments LLC	8	1,977,520	0.37%	8	706,830	0.22%
Reyno Holding Co.	9	1,857,010	0.35%			
Kroger Co.	10	1,802,500	0.34%			
Pataskala Green IV Limited				5	817,880	0.25%
Pataskala Green				7	721,500	0.22%
Newcom Inc.				9	704,060	0.22%
Femco Dev Ltd, Norco Devt Ltd, Lenco Dev				10	688,790	0.21%
<b><u>Public Utility</u></b>						
Ohio Power Co.	1	20,330,510	3.84%	1	8,305,580	2.57%
AEP Ohio Transmission Co, Inc	2	15,271,760	2.88%			
Columbia Gas of Ohio	3	1,417,230	0.27%	2	683,870	0.21%
National Gas & Oil Corp	4	838,700	0.16%	3	604,700	0.19%
Licking Rural Electrification	5	297,470	0.06%	4	186,030	0.06%
<b>ALL OTHER TAXPAYERS</b>		<b>\$ 467,532,020</b>	<b>88.26%</b>		<b>\$ 301,832,080</b>	<b>93.53%</b>
<b>TOTAL ASSESSED VALUATION</b>		<b>\$ 529,737,410</b>	<b>100.00%</b>		<b>\$ 322,726,000</b>	<b>100.00%</b>

Source: Licking County Auditor's Office.

CITY OF PATASKALA, OHIO

PROPERTY TAX LEVIES AND COLLECTIONS  
LAST TEN YEARS

Tax Year	Collection Year	Total Tax Levy	Current Collection	Delinquent Collection <sup>(1)</sup>	Total Tax Collections	Accumulated Outstanding Delinquent Taxes	Percent of Current Collections to Tax Levy <sup>(2)</sup>	Percent of Delinquent Taxes to Total Tax Levy
2011	2012	\$934,491	\$883,993	\$22,726	\$906,719	\$48,264	94.60%	5.16%
2012	2013	933,045	873,402	27,375	900,777	44,000	93.61%	4.72%
2013	2014	937,207	909,601	34,607	944,208	29,681	97.05%	3.17%
2014	2015	942,515	918,218	23,379	941,597	24,927	97.42%	2.64%
2015	2016	960,880	935,084	28,615	963,699	48,136	97.32%	5.01%
2016	2017	982,591	864,572	18,019	882,591	45,852	87.99%	4.67%
2017	2018	1,028,949	1,005,430	25,884	1,031,314	53,717	97.71%	5.22%
2018	2019	1,166,760	1,109,762	23,132	1,132,894	13,554	95.11%	1.16%
2019	2020	1,148,691	1,149,645	23,536	1,173,181	38,771	100.08%	3.38%
2020	2021	1,535,955	1,307,071	22,769	1,329,840	38,096	85.10%	2.48%
<b>Ten Year Average</b>		<b>\$1,057,108</b>	<b>\$995,678</b>	<b>\$25,004</b>	<b>\$1,020,682</b>	<b>\$38,500</b>	<b>94.19%</b>	<b>3.64%</b>

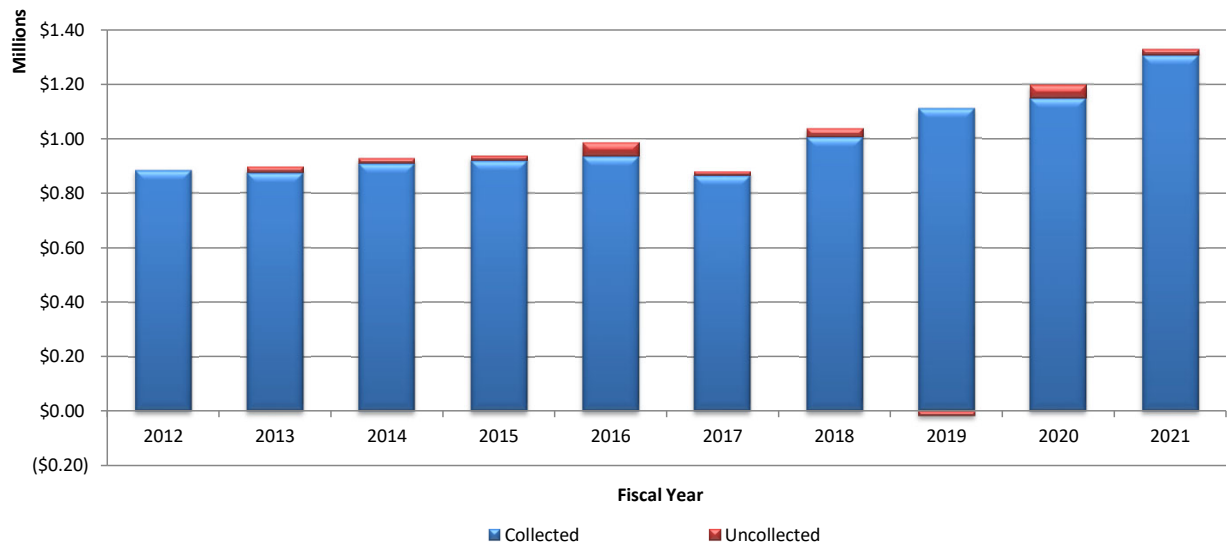
**Note:** Annual property tax rates can be found on pages 234-235.

Source: Licking County, Ohio; County Auditor

<sup>(1)</sup> Represents collection of delinquent prior period taxes during the indicated collection year. Information provided from County was not available by tax levy year.

<sup>(2)</sup> Total could exceed 100% due to the current year collection of delinquent prior period taxes during the indicated collection year.

Property Tax Levies - Collected vs Delinquent  
Collection Years 2012 - 2021



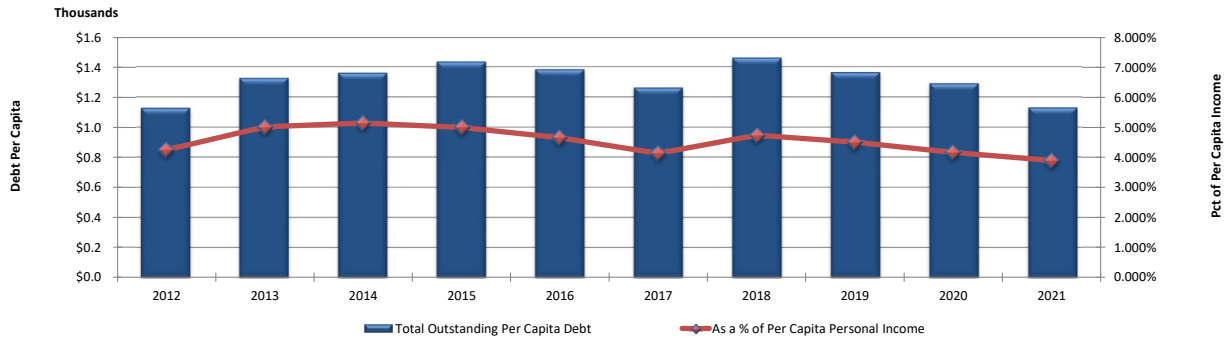
CITY OF PATASKALA, OHIO

RATIOS OF OUTSTANDING DEBT BY TYPE  
LAST TEN YEARS  
(\$000's omitted)

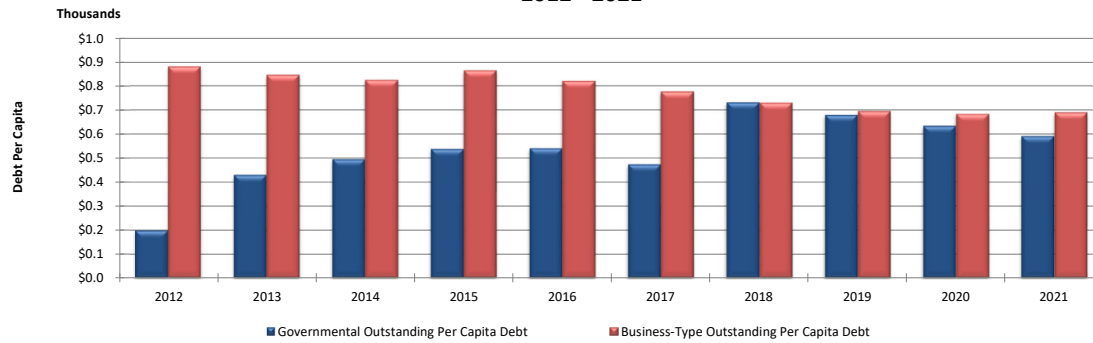
Fiscal Year	Governmental Activities						Business-Type Activities				Total Debt	Percent of Per Capita Income	Total Debt Per Capita	% of Personal Income
	General Obligation Bonds	Premiums	Notes Payable	OPWC Loans	Other Loans	Capital Leases	General Obligation Bonds	Premiums	OWDA Loans	Notes/Loans Payable				
2021	\$8,500.0	\$159.6	\$0.0	\$172.2	\$139.3	\$338.1	\$6,445.0	\$342.9	\$3,989.8	\$100.0	<b>\$20,186.8</b>	3.90%	\$1,128.6	3.51%
2020	9,060.0	171.9	0.0	187.2	297.1	277.8	6,790.0	365.3	3,423.6	200.0	<b>20,773.0</b>	4.16%	1,288.9	4.16%
2019	9,605.0	184.3	0.0	202.2	453.9	250.4	7,130.0	387.9	3,149.0	300.0	<b>21,662.6</b>	4.50%	1,363.9	4.50%
2018	10,145.0	196.6	0.0	211.0	609.7	361.4	7,530.0	410.4	3,169.3	400.0	<b>23,033.4</b>	4.74%	1,461.0	4.74%
2017	5,830.0	209.0	0.0	214.4	764.5	439.3	7,930.0	432.9	3,373.5	500.0	<b>19,693.6</b>	4.14%	1,261.5	4.14%
2016	6,170.1	221.4	500.0	38.8	918.3	665.8	8,305.0	455.5	3,572.4	600.0	<b>21,447.3</b>	4.65%	1,383.0	4.86%
2015	6,440.1	233.7	0.0	86.6	1,065.7	639.0	8,680.0	478.0	3,766.0	700.0	<b>22,089.1</b>	5.00%	1,433.9	5.47%
2014	6,695.1	246.1	42.8	89.8	400.8	325.4	8,860.0	179.2	3,954.5	0.0	<b>20,793.6</b>	5.14%	1,360.0	5.20%
2013	0.0	0.0	6,307.5	64.0	255.2	143.2	6,300.0	79.4	4,116.8	2,845.0	<b>20,111.1</b>	5.02%	1,326.7	5.02%
2012	0.0	0.0	2,833.0	55.4	245.7	0.0	6,485.0	82.7	4,297.0	3,013.0	<b>17,011.8</b>	4.25%	1,127.0	4.14%

Note: Details regarding the City's outstanding debt can be found in the notes to the financial statements.

Total Outstanding Debt Ratio Analysis  
2012 - 2021



Outstanding Debt Per Capita by Type  
2012 - 2021



Source: City financial reports

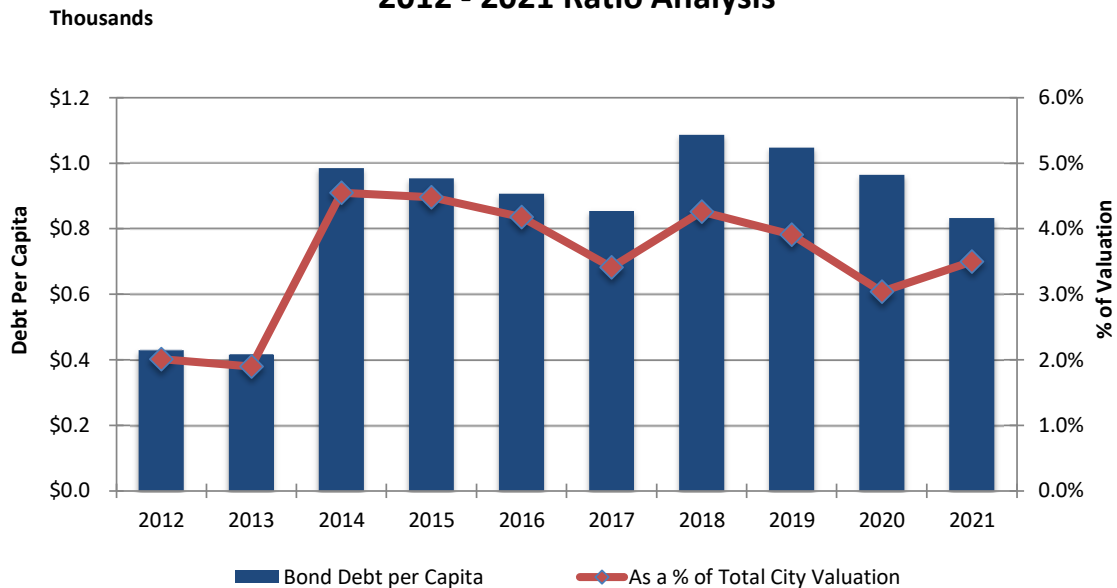
CITY OF PATASKALA, OHIO

RATIOS OF NET GENERAL BONDED DEBT OUTSTANDING  
LAST TEN YEARS

Fiscal Year	General Bonded Debt Outstanding (\$000)				Percent of Actual Taxable Property Value	Outstanding Debt Per Capita
	General Obligation Bonds Governmental and Business-Type Activities	Total	Less: Restricted for Debt Service	Total Net General Bonded Debt Outstanding		
2021	\$15,447.5	\$15,447.5	\$550.1	\$14,897.3	3.50%	\$832.90
2020	15,850.0	15,850.0	304.6	15,545.4	3.04%	964.53
2019	16,735.0	16,735.0	102.6	16,632.4	3.91%	1,047.18
2018	17,675.0	17,675.0	543.3	17,131.7	4.26%	1,086.62
2017	13,760.0	13,760.0	421.5	13,338.5	3.41%	854.43
2016	14,475.1	14,475.1	410.1	14,065.0	4.18%	906.95
2015	15,120.1	15,120.1	429.1	14,691.0	4.48%	953.65
2014	15,555.1	15,555.1	489.7	15,065.4	4.55%	985.37
2013	6,300.0	6,300.0	0.0	6,300.0	1.90%	415.59
2012	6,485.0	6,485.0	0.0	6,485.0	2.01%	429.61

Note: Details regarding the City's outstanding debt can be found in the notes to the financial statements.

Total General Bonded Debt Outstanding  
2012 - 2021 Ratio Analysis



Source: City financial reports

**CITY OF PATASKALA, OHIO**

**COMPUTATION OF DIRECT AND OVERLAPPING  
GENERAL OBLIGATION BONDED DEBT**

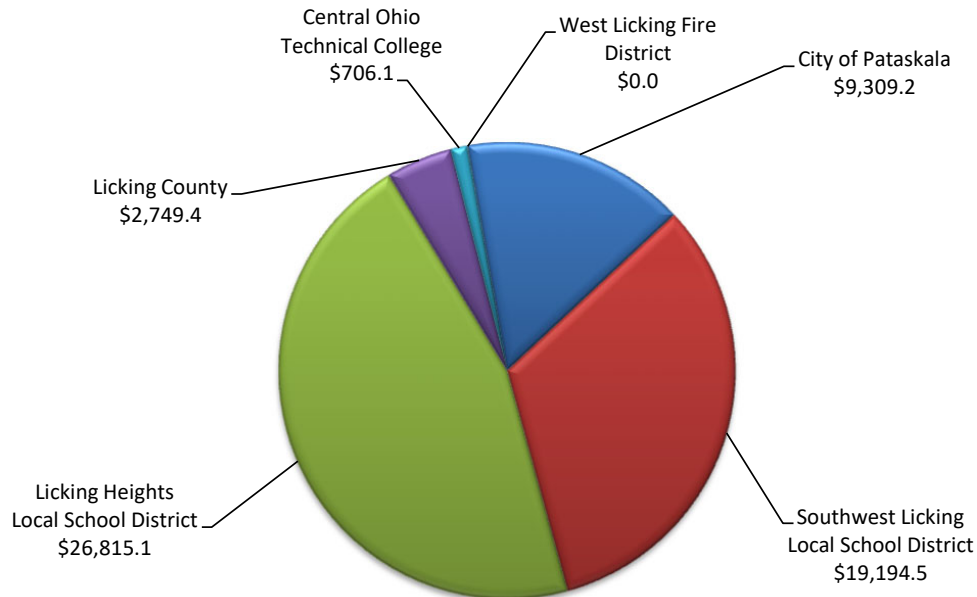
As of December 31, 2021

(\$000's omitted)

Governmental Unit	Total Debt Outstanding	Percent Applicable to City <sup>(1)</sup>	Amount Applicable to City
<b><u>Direct</u></b>			
City of Pataskala	\$9,309.2	100.00%	\$9,309.2
<b><u>Overlapping</u></b>			
Southwest Licking Local School District	\$73,290.0	26.19%	\$19,194.5
Licking Heights Local School District	79,680.0	33.65%	26,815.1
Licking County	28,319.7	9.71%	2,749.4
Central Ohio Technical College	<u>7,550.0</u>	<u>9.35%</u>	<u>706.1</u>
<b>Total Overlapping Debt</b>	<b><u>\$188,839.7</u></b>		<b><u>\$49,465.1</u></b>
<b>Total Direct &amp; Overlapping Debt</b>	<b><u>\$198,148.9</u></b>		<b><u>\$58,774.2</u></b>

<sup>(1)</sup> The percentage of overlapping debt applicable is estimated using taxable assessed property values. Applicable percentages were estimated by determining the portion of the County's taxable assessed value that is within the government's boundaries and dividing it by the County's total taxable assessed value.

**Direct & Overlapping  
General Obligation Debt**  
(\$000)



Source: Ohio Municipal Advisory Council (OMAC)

CITY OF PATASKALA, OHIO

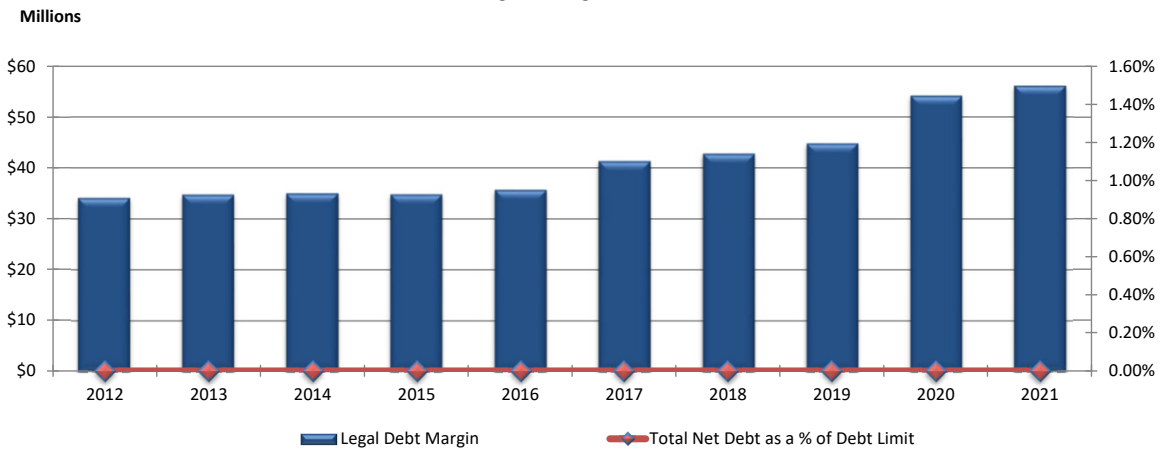
LEGAL DEBT MARGIN INFORMATION  
LAST TEN YEARS

Fiscal Year	Assessed Value	Voted Debt Limit	Total Net Voted Debt Applicable to Limit	Debt Service Available Balance	Legal Debt Margin	Unvoted Debt Margin	Total Net Debt Applicable to Limit as a Percentage of Debt Limit
2021	\$529,737,677	\$55,622,456	\$0	\$393,461	\$56,015,917	\$29,135,572	0.00%
2020	511,658,748	\$53,724,169	0	368,039	54,092,208	28,141,231	0.00%
2019	425,180,802	\$44,643,984	0	91,854	44,735,838	23,384,944	0.00%
2018	402,409,801	\$42,253,029	0	451,720	42,704,749	22,132,539	0.00%
2017	391,197,942	\$41,075,784	0	204,382	41,280,166	21,720,269	0.00%
2016	336,668,177	\$35,350,159	0	291,462	35,641,621	18,808,212	0.00%
2015	328,075,440	\$34,447,921	0	305,305	34,753,226	18,349,454	0.00%
2014	330,147,160	\$34,665,452	0	272,626	34,938,078	18,430,720	0.00%
2013	328,084,130	\$34,448,834	0	236,421	34,685,255	18,281,048	0.00%
2012	322,725,800	\$33,886,209	0	213,636	34,099,845	17,963,555	0.00%

**Note:** Debt limit is calculated as assessed valuation multiplied by 10.5% plus the debt service fund equity. Unvoted debt limit is calculated as assessed valuation multiplied by 5.5%.

**Note:** HB66 began the phase-out of Tangible Personal Property Tax in the next three years. To reflect this phase-out, the assessed valuation listed above has been reduced for TPP by 50% of the 2006 Assessed Valuation.

Legal Debt Margin Analysis  
2012 - 2021



Source: City financial reports

**CITY OF PATASKALA, OHIO**

**PLEDGED REVENUE LOAN COVERAGE - OWDA LOANS  
LAST TEN YEARS**

**SEWER OWDA LOANS:**

Year	Operating Revenue	Operating Expenses (1)	Net Revenue Available for Debt Service	Debt Service Requirements (2)			Coverage Ratio
				Principal	Interest	Total	
2021	\$ 2,423,403	\$ 797,125	\$ 1,626,278	\$ 281,323	\$ 103,341	\$ 384,664	4.23
2020	2,444,579	1,205,549	1,239,030	443,763	112,257	556,020	2.23
2019	2,282,397	1,221,101	1,061,296	104,190	40,018	144,208	7.36
2018	2,158,258	1,183,543	974,715	204,243	90,036	294,279	3.31
2017	1,923,103	1,073,863	849,240	198,848	95,430	294,278	2.89
2016	2,064,289	1,074,020	990,269	193,597	100,683	294,280	3.37
2015	2,003,493	1,096,880	906,613	188,483	105,796	294,279	3.08
2014	1,664,194	1,123,832	540,362	162,333	113,047	275,380	1.96
2013	1,701,478	1,079,355	622,123	180,148	118,137	298,285	2.09
2012	1,728,713	937,029	791,684	416,942	165,787	582,729	1.36

(1) Total Operating expenses are exclusive of depreciation

(2) Includes principal and interest of OWDA loans only.

Source: City financial reports



CITY OF PATASKALA, OHIO

DEMOGRAPHIC AND ECONOMIC STATISTICS  
LAST TEN YEARS

Fiscal Year	Population <sup>(3)</sup>	Total Median Household Income <sup>(1)</sup>	Personal Income <sup>(1)(6)</sup>	Per Capita Personal Income <sup>(1)</sup>	Median Age	Combined School Enrollment <sup>(4)</sup>	Unemployment Rate <sup>(2)</sup>
2021	17,886	\$ 75,851	\$ 574,909,698	\$ 32,143	37.4	9,682	2.7%
2020	16,117	77,514	498,950,086	30,958	35.3	9,264	4.2%
2019	15,883	72,370	481,207,251	30,297	37.7	9,181	3.4%
2018	15,766	71,469	486,113,078	30,833	37.2	8,435	4.2%
2017	15,611	69,574	475,948,168	30,488	37.5	8,612	3.8%
2016	15,508	68,361	441,196,288	29,727	36.3	8,247	4.0%
2015	15,405	67,880	403,983,797	28,664	36.3	7,889	4.1%
2014	15,289	59,341	399,859,625	26,437	36.1	7,653	4.2%
2013	15,159	59,341	400,556,772	26,437	35.8	7,558	5.9%
2012	15,095	56,470	410,426,352	26,541	35.8	7,408	8.6%

OTHER MISCELLANEOUS INFORMATION <sup>(5)</sup>

Date of Incorporation 1891  
Form of Government Charter City  
Population <sup>(1)</sup> 17,886

Area in square miles 28.19

<u>City Acreage by class:</u>	<u>Total</u>	<u>Percent</u>
Agricultural	10,233	56.7%
Residential	5,703	31.6%
Office/Commercial/Industrial	1,459	8.1%
Roadways, utilities, other	<u>647</u>	<u>3.6%</u>
<b>Total City Acreage</b>	<b>18,042</b>	<b>100.0%</b>

Facilities & Services

Miles of streets 136.5  
Number of signalized intersections 11

Sources:

- (1) U.S. Census Bureau
- (2) U.S. Bureau of Labor Statistics
- (3) 2010 U.S. Census Bureau and Mid Ohio Regional Planning Commission
- (4) Southwest Licking and Licking Heights Local School Districts
- (5) City departments
- (6) Sperling's Best Places (www.bestplaces.net)

**CITY OF PATASKALA, OHIO**

**PRINCIPAL EMPLOYERS  
CURRENT YEAR AND NINE YEARS AGO**

<b>Employer</b>	<b>2021</b>		<b>2012</b>	
	<b>Percent of Total Withholding Taxes Paid</b>	<b>Rank</b>	<b>Percent of Total Withholding Taxes Paid</b>	<b>Rank</b>
Licking Heights Local School District	6.34%	1	8.78%	1
American Electric Power Service Corp.	2.04%	2		
Southwest Licking Local School District	1.97%	3	2.41%	3
West Licking Joint Fire District	1.97%	4	3.30%	2
The Kroger Co.	1.65%	5	2.31%	4
First Source Employee Management	1.26%	6		
Onesource Employee Management	1.12%	7		
Ohio Steel Industries	1.05%	8	0.87%	10
City of Pataskala	1.02%	9	1.27%	7
Buckeye Ready Mix	1.01%	10	1.19%	8
Tuscany Gardens Nursing Home			1.50%	5
Pataskala Oaks Care Center			1.42%	6
Mulch Manufacturing			1.12%	9
<b>Total of Top Ten</b>	<b><u>19.43%</u></b>		<b><u>24.17%</u></b>	
<b>Total Withholdings - All Employers</b>	<b><u>\$ 3,327,624</u></b>		<b><u>\$ 1,740,511</u></b>	

**Source:** Regional Income Tax Agency (RITA) records.



THIS PAGE IS INTENTIONALLY LEFT BLANK

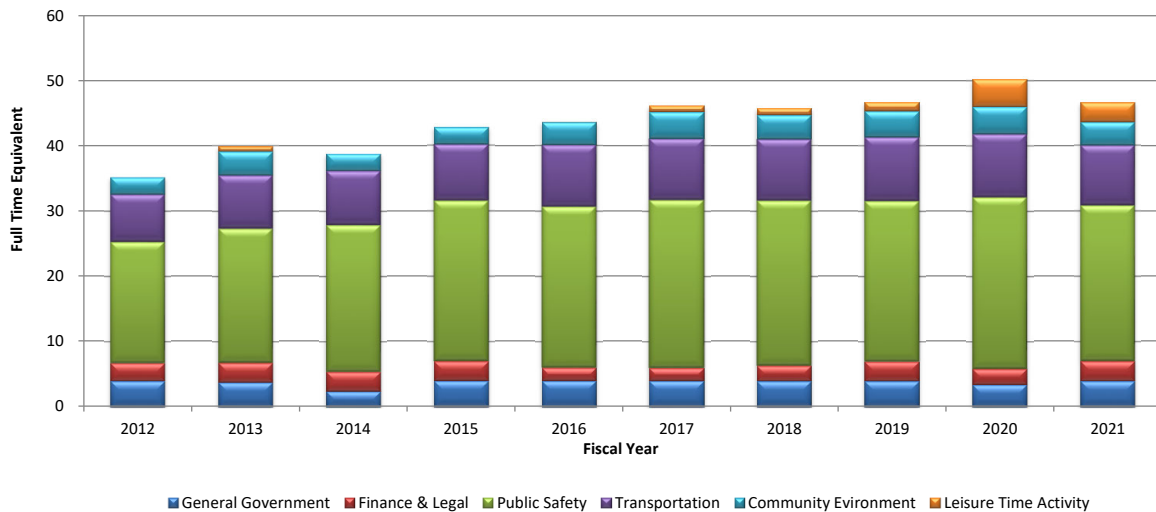
CITY OF PATASKALA, OHIO

FULL TIME EQUIVALENT CITY GOVERNMENT  
EMPLOYEES BY FUNCTION/PROGRAM  
LAST TEN YEARS

Function/Program	2021	2020	2019	2018
<b>General Government</b>	<b>3.99</b>	<b>3.42</b>	<b>3.99</b>	<b>3.97</b>
Clerk of Council	1.00	1.00	1.00	1.00
Mayor's Court	0.99	0.59	1.02	1.01
City Administrator	2.01	1.83	1.97	1.96
<b>Finance &amp; Legal</b>	<b>3.04</b>	<b>2.42</b>	<b>2.98</b>	<b>2.40</b>
Finance	3.04	2.42	2.98	2.40
Law	-	-	-	-
<b>Public Safety</b>	<b>23.79</b>	<b>26.33</b>	<b>24.62</b>	<b>25.23</b>
Police/Clerk	23.79	26.33	24.62	25.23
<b>Transportation</b>	<b>9.19</b>	<b>9.68</b>	<b>9.77</b>	<b>9.43</b>
Public Service	9.19	9.68	9.77	9.43
<b>Community Environment</b>	<b>3.55</b>	<b>4.15</b>	<b>4.00</b>	<b>3.69</b>
Planning & Zoning	3.55	4.15	4.00	3.69
<b>Leisure Time Activity</b>	<b>3.02</b>	<b>4.24</b>	<b>1.38</b>	<b>1.05</b>
Parks Administration	1.00	1.00	1.00	1.05
Parks Maintenance	0.62	3.24	0.38	-
Municipal Pool	1.40	-	-	-
<b>Utility Services</b>	<b>9.16</b>	<b>9.47</b>	<b>8.97</b>	<b>9.24</b>
Water	5.99	6.25	5.94	7.05
Sewer	3.17	3.22	3.03	2.19
<b>Total Full-Time Equivalent (FTE)</b>	<b>55.74</b>	<b>59.71</b>	<b>55.69</b>	<b>55.01</b>

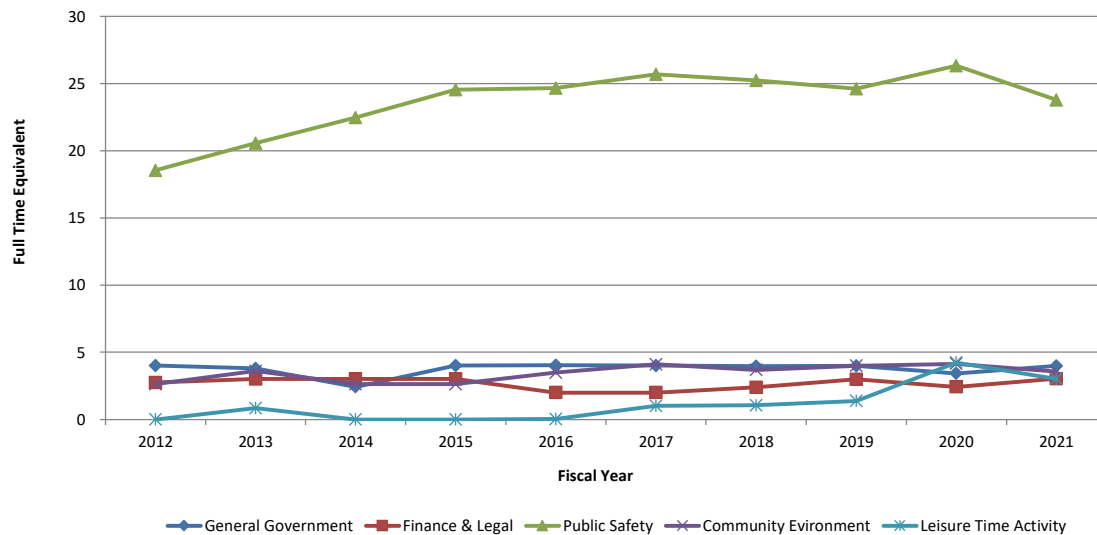
Source: City payroll systems

Full-Time Equivalent Employees  
By Function 2012 - 2021



2017	2016	2015	2014	2013	2012
<b>4.01</b>	<b>4.03</b>	<b>4.01</b>	<b>2.43</b>	<b>3.80</b>	<b>4.00</b>
1.00	1.00	1.00	1.00	1.00	1.00
1.02	1.02	1.01	0.99	1.00	1.00
1.99	2.01	2.00	0.44	1.00	1.00
<b>2.00</b>	<b>2.00</b>	<b>3.00</b>	<b>3.00</b>	<b>3.00</b>	<b>2.75</b>
2.00	2.00	2.00	2.00	2.00	1.75
-	-	1.00	1.00	1.00	1.00
<b>25.69</b>	<b>24.67</b>	<b>24.55</b>	<b>22.47</b>	<b>20.56</b>	<b>18.54</b>
25.69	24.67	24.55	22.47	20.56	18.54
<b>9.39</b>	<b>9.45</b>	<b>8.62</b>	<b>8.28</b>	<b>8.15</b>	<b>7.25</b>
9.39	9.45	8.62	8.28	8.15	7.25
<b>4.10</b>	<b>3.49</b>	<b>2.63</b>	<b>2.63</b>	<b>3.61</b>	<b>2.63</b>
4.10	3.49	2.63	2.63	3.61	2.63
<b>1.00</b>	<b>0.02</b>	-	-	<b>0.83</b>	-
1.00	0.02	-	-	0.83	-
-	-	-	-	-	-
-	-	-	-	-	-
<b>9.46</b>	<b>10.20</b>	<b>10.47</b>	<b>10.02</b>	<b>9.49</b>	<b>9.15</b>
7.33	7.27	6.84	6.42	6.35	3.45
2.13	2.93	3.63	3.60	3.14	5.70
<b>55.66</b>	<b>53.86</b>	<b>53.28</b>	<b>48.83</b>	<b>49.44</b>	<b>44.32</b>

**Full-Time Equivalent Employees  
By Function 2012 - 2021**



**CITY OF PATASKALA, OHIO**

**OPERATING INDICATORS BY FUNCTION/PROGRAM  
LAST TEN YEARS**

<b>Function/Program</b>	<b>2021</b>	<b>2020</b>	<b>2019</b>	<b>2018</b>
<b>General Government</b>				
Positions Filled	20	14	10	8
Zoning Permits Issued	816	775	663	633
Zoning Inspections Performed	192	143	222	650
Ordinances & Resolutions	86	100	104	79
<b>Public Safety</b>				
Number of Arrests	141	312	320	522
Incidents/Police Reports Taken	1,309	1,116	1,911	1,631
Traffic Violations/Citations	570	369	573	884
<b>Mayor's Court</b>				
Misdemeanor Cases	17	14	26	70
O.V.I. Cases	13	3	7	11
Other Traffic/Misc Cases	510	240	445	529
<b>Leisure Time Activities</b>				
Youth Soccer Participation	809	205	884	822
Select Soccer	170	150	170	170
Middle School Participation	39	45	93	96
High School Participation	-	-	15	20
Adult Softball Participation	442	225	100	210
Porpoise Swim Team Members	180	125	215	252
<b>Transportation</b>				
Street Resurfacing (miles)	5.85	5.00	4.87	3.50
Tons of salt used	1,600	1,800	600	2,150
Bridges Replaced/Repaired	-	1	-	-
<b>Water</b>				
New Connections	56	62	92	61
Service Calls	708	841	702	726

Source: City of Pataskala Departments.

<u>2017</u>	<u>2016</u>	<u>2015</u>	<u>2014</u>	<u>2013</u>	<u>2012</u>
4	4	5	9	8	11
461	536	517	433	517	447
160	330	368	267	274	279
97	89	108	65	118	101
567	375	538	524	406	715
1,639	1,479	1,577	1,383	1,035	1,853
973	1,095	1,231	1,370	1,528	1,850
112	107	107	102	108	123
18	14	10	10	1	1
734	864	966	1,280	1,325	1,557
930	908	862	843	825	452
170	170	126	114	122	216
96	106	128	113	80	43
25	82	91	82	75	44
170	182	168	256	256	120
252	232	223	212	197	190
2.75	3.10	6.70	6.50	12.48	7.00
1,800	1,000	600	1,850	3,100	2,500
1	-	-	-	-	1
46	51	48	34	51	48
699	802	1,202	924	736	689

**CITY OF PATASKALA, OHIO**

**CAPITAL ASSET STATISTICS BY FUNCTION/PROGRAM  
LAST TEN YEARS**

<b>Function/Program</b>	<b>2021</b>	<b>2020</b>	<b>2019</b>	<b>2018</b>
<b><u>Public Safety</u></b>				
Police:				
Stations	1	1	1	1
Cruisers/Patrol Vehicles	24	26	21	23
<b><u>Leisure Time Activities</u></b>				
Parks	7	7	7	7
Park Acreage	138	138	138	138
Swimming Pools	1	1	1	1
Wading Pools	1	1	1	1
Baseball Diamonds/Softball Fields	6	6	5	5
Soccer Fields	18	18	14	14
<b><u>Transportation</u></b>				
Lane Miles	294	291	288	282
<b><u>Water</u></b>				
Water Mains (linear feet)	347,612	334,247	324,931	420,968
Fire Hydrants	651	561	550	525
Water Main Valves	1,231	978	4,000	982
<b><u>Sewer</u></b>				
Sewer Lines (linear feet)	195,280	191,569	225,456	258,387
Lift Stations	7	7	7	7
Manholes	893	875	875	875
Force Main Sewer Lines (linear feet)	17,446	47,607	47,607	47,607

**Source:** City of Pataskala Departments

'NA' indicates that the data was not available for that specific time period.



<u>2017</u>	<u>2016</u>	<u>2015</u>	<u>2014</u>	<u>2013</u>	<u>2012</u>
1	1	1	1	1	1
25	25	25	29	23	20
6	6	6	6	6	6
127	127	127	127	127	200
1	1	1	1	1	1
1	1	1	1	1	1
5	4	4	4	4	4
21	26	24	24	23	NA
280	280	280	280	280	280
294,492	294,492	293,547	291,100	291,100	291,100
NA	NA	NA	NA	NA	NA
NA	NA	NA	NA	NA	NA
184,788	184,788	183,478	181,923	181,923	181,908
7	7	7	7	7	7
767	767	767	762	762	760
15,365	15,365	15,365	15,365	15,365	15,365



END OF REPORT



THIS PAGE IS INTENTIONALLY LEFT BLANK



---

**City of Pataskala, Ohio  
Finance Department  
621 West Broad Street, Suite 1D  
Pataskala, Ohio 43062**

**Phone:** (740) 927-3167  
**Fax:** (740) 919-3560

**[www.cityofpataskalaohio.gov](http://www.cityofpataskalaohio.gov)**

**CITY OF PATASKALA**  
**LICKING COUNTY, OHIO**

**REGULAR AUDIT**

**FOR THE YEAR ENDED**  
**DECEMBER 31, 2021**

**CITY OF PATASKALA  
LICKING COUNTY, OHIO**

TABLE OF CONTENTS

PAGES

Independent Auditor's Report on Internal Control Over Financial Reporting and on Compliance and Other Matters Based on an Audit of Financial Statements Performed in Accordance With <i>Government Auditing Standards</i> .....	1 - 2
---	-------

**Independent Auditor’s Report on Internal Control Over Financial Reporting and on Compliance and Other  
Matters Based on an Audit of Financial Statements Performed in Accordance With  
*Government Auditing Standards***

City of Pataskala  
Licking County  
621 West Broad Street, Suite 1D  
Pataskala, Ohio 43062

To the Members of the City Council and Mayor:

We have audited, in accordance with the auditing standards generally accepted in the United States of America and the standards applicable to financial audits contained in *Government Auditing Standards* issued by the Comptroller General of the United States, the financial statements of the governmental activities, the business-type activities, each major fund, and the aggregate remaining fund information of the City of Pataskala, Licking County, Ohio, as of and for the year ended December 31, 2021, and the related notes to the financial statements, which collectively comprise the City of Pataskala’s basic financial statements, and have issued our report thereon dated June 17, 2022, wherein we noted as described in Note 22 to the financial statements, the financial impact of COVID-19 and the continuing emergency measures may impact subsequent periods.

**Report on Internal Control over Financial Reporting**

In planning and performing our audit of the financial statements, we considered the City of Pataskala’s internal control over financial reporting (internal control) as a basis for designing audit procedures that are appropriate in the circumstances for the purpose of expressing our opinions on the financial statements, but not for the purpose of expressing an opinion on the effectiveness of the City of Pataskala’s internal control. Accordingly, we do not express an opinion on the effectiveness of the City of Pataskala’s internal control.

A *deficiency in internal control* exists when the design or operation of a control does not allow management or employees, in the normal course of performing their assigned functions, to prevent, or detect and correct, misstatements on a timely basis. A *material weakness* is a deficiency, or a combination of deficiencies, in internal control, such that there is a reasonable possibility that a material misstatement of the City of Pataskala’s financial statements will not be prevented, or detected and corrected, on a timely basis. A *significant deficiency* is a deficiency, or a combination of deficiencies, in internal control that is less severe than a material weakness, yet important enough to merit attention by those charged with governance.

Our consideration of internal control was for the limited purpose described in the first paragraph of this section and was not designed to identify all deficiencies in internal control that might be material weaknesses or significant deficiencies. Given these limitations, during our audit we did not identify any deficiencies in internal control that we consider to be material weaknesses. However, material weaknesses or significant deficiencies may exist that were not identified.

**Report on Compliance and Other Matters**

As part of obtaining reasonable assurance about whether the City of Pataskala’s financial statements are free from material misstatement, we performed tests of its compliance with certain provisions of laws, regulations, contracts, and grant agreements, noncompliance with which could have a direct and material effect on the financial statements. However, providing an opinion on compliance with those provisions was not an objective of our audit, and accordingly, we do not express such an opinion. The results of our tests disclosed no instances of noncompliance or other matters that are required to be reported under *Government Auditing Standards*.

City of Pataskala

Licking County

Independent Auditor's Report on Internal Control Over Financial Reporting and on Compliance and Other Matters

Based on an Audit of Financial Statements Performed in Accordance With *Government Auditing Standards*

**Purpose of This Report**

The purpose of this report is solely to describe the scope of our testing of internal control and compliance and the results of that testing, and not to provide an opinion on the effectiveness of the City of Pataskala's internal control or on compliance. This report is an integral part of an audit performed in accordance with *Government Auditing Standards* in considering the City of Pataskala's internal control and compliance. Accordingly, this communication is not suitable for any other purpose.

A handwritten signature in cursive script that reads "Julian & Grube, Inc.".

Julian & Grube, Inc.

June 17, 2022



# OHIO AUDITOR OF STATE KEITH FABER



**CITY OF PATASKALA**

**LICKING COUNTY**

## **AUDITOR OF STATE OF OHIO CERTIFICATION**

This is a true and correct copy of the report, which is required to be filed pursuant to Section 117.26, Revised Code, and which is filed in the Office of the Ohio Auditor of State in Columbus, Ohio.



**Certified for Release 8/25/2022**

88 East Broad Street, Columbus, Ohio 43215  
Phone: 614-466-4514 or 800-282-0370

This report is a matter of public record and is available online at  
[www.ohioauditor.gov](http://www.ohioauditor.gov)