

# **CITY OF STEUBENVILLE, OHIO**



*Municipal Building*

## **ANNUAL COMPREHENSIVE FINANCIAL REPORT**

**FOR THE YEAR ENDED DECEMBER 31, 2021**



OHIO AUDITOR OF STATE  
KEITH FABER



88 East Broad Street  
Columbus, Ohio 43215  
IPARreport@ohioauditor.gov  
(800) 282-0370

Members of Council  
City of Steubenville  
115 South Third Street  
Steubenville, Ohio 43952

We have reviewed the *Independent Auditor's Report* of the City of Steubenville, Jefferson County, prepared by Julian & Grube, Inc., for the audit period January 1, 2021 through December 31, 2021. Based upon this review, we have accepted these reports in lieu of the audit required by Section 117.11, Revised Code. The Auditor of State did not audit the accompanying financial statements and, accordingly, we are unable to express, and do not express an opinion on them.

Our review was made in reference to the applicable sections of legislative criteria, as reflected by the Ohio Constitution, and the Revised Code, policies, procedures and guidelines of the Auditor of State, regulations and grant requirements. The City of Steubenville is responsible for compliance with these laws and regulations.

A handwritten signature in black ink that reads "Keith Faber".

Keith Faber  
Auditor of State  
Columbus, Ohio

**July 01, 2022**

**This page intentionally left blank.**

# CITY OF STEUBENVILLE, OHIO

## ANNUAL COMPREHENSIVE FINANCIAL REPORT FOR THE YEAR ENDED DECEMBER 31, 2021



PREPARED BY:

DAVID R. LEWIS, FINANCE DIRECTOR

115 SOUTH THIRD STREET  
STEUBENVILLE, OHIO 43952



**CITY OF STEUBENVILLE, OHIO**

**ANNUAL COMPREHENSIVE FINANCIAL REPORT  
FOR THE YEAR ENDED DECEMBER 31, 2021**

**TABLE OF CONTENTS**

**I. INTRODUCTORY SECTION**

Letter of Transmittal .....	1-5
List of Principal City Officials .....	6
Organizational Chart.....	7
Government Finance Officers Association Certificate of Achievement for Excellence in Financial Reporting .....	8

**II. FINANCIAL SECTION**

INDEPENDENT AUDITOR’S REPORT.....	9-11
-----------------------------------	------

MANAGEMENT’S DISCUSSION AND ANALYSIS .....	13-26
--	-------

**BASIC FINANCIAL STATEMENTS:**

**Government-Wide Financial Statements:**

Statement of Net Position .....	27
Statement of Activities .....	28-29

**Fund Financial Statements:**

Balance Sheet - Governmental Funds .....	30
--	----

Reconciliation of Total Governmental Fund Balances to Net Position of Governmental Activities.....	31
---	----

Statement of Revenues, Expenditures and Changes in Fund Balances - Governmental Funds .....	32
--	----

Reconciliation of the Statement of Revenues, Expenditures and Changes in Fund Balances of Governmental Funds to the Statement of Activities .....	33
--	----

Statement of Revenues, Expenditures and Changes in Fund Balance - Budget and Actual (Non-GAAP Budgetary Basis):	
General Fund.....	34
American Rescue Plan Act Fund .....	35

Statement of Fund Net Position - Proprietary Funds.....	36-37
---	-------

Statement of Revenues, Expenses and Changes in Fund Net Position - Proprietary Funds .....	38
---	----

Statement of Cash Flows - Proprietary Funds .....	40-41
---	-------

Statement of Fiduciary Assets and Liabilities - Fiduciary Fund .....	42
--	----

Statement of Changes in Fiduciary Net Position - Fiduciary Fund .....	43
---	----

Notes to the Basic Financial Statements .....	44-96
---	-------

REQUIRED SUPPLEMENTARY INFORMATION:

Schedule of the City’s Proportionate Share of the Net Pension Liability/Net Pension Asset:

Ohio Public Employees Retirement System (OPERS).....	98-99
Ohio Police and Fire (OP&F) Pension Fund .....	100-101

Schedule of City Pension Contributions:

Ohio Public Employees Retirement System (OPERS).....	102-103
Ohio Police and Fire (OP&F) Pension Fund .....	104-105

Schedule of the City’s Proportionate Share of the Net OPEB Liability/Net OPEB Asset:

Ohio Public Employees Retirement System (OPERS).....	106-107
Ohio Police and Fire (OP&F) Pension Fund .....	108-109

Schedule of City Pension Contributions:

Ohio Public Employees Retirement System (OPERS).....	110-111
Ohio Police and Fire (OP&F) Pension Fund .....	112-113

Notes to Required Supplementary Information .....	114-115
---	---------

COMBINING STATEMENTS AND INDIVIDUAL FUND SCHEDULES:

Combining Statements and Individual Fund Schedules - Governmental Funds:

Fund Descriptions - Governmental Funds .....	118-121
--	---------

Schedules of Revenues, Expenditures and Changes in Fund

Balance - Budget and Actual (Non-GAAP Budgetary Basis)

General Fund.....	122-125
Unclaimed Monies Fund .....	126
General Reserve Fund .....	127
American Rescue Plan Act Fund .....	128
.7% City Income Tax - Street Improvement Fund .....	129

Combining Balance Sheet - Nonmajor Governmental Funds .....	130
---	-----

Combining Statement of Revenues, Expenditures and Changes in

Fund Balances - Nonmajor Governmental Funds.....	131
--	-----

Combining Balance Sheet - Nonmajor Special Revenue Funds.....	132-138
---	---------

Combining Statement of Revenues, Expenditures and Changes in

Fund Balances - Nonmajor Special Revenue Funds.....	140-147
---	---------

Schedules of Revenues, Expenditures and Changes in Fund Balance -  
Budget and Actual (Non-GAAP Budgetary Basis):

Street Maintenance and Repair Fund .....	148
State Highway Improvement Fund.....	149
Litter Fund.....	150
Hotel/Motel Tax Fund.....	151
Improvement Bond Escrow Fund.....	152
Floto Historical Site Fund .....	153
Demolition Bond Trust Fund .....	154
Indigent Drivers Fund .....	155
Enforcement and Education Fund .....	156
Law Enforcement Trust Fund .....	157
South End Economic Development Fund .....	158
Property Maintenance Code Enforcement Fund .....	159
Drug Dog Fund .....	160



COMBINING STATEMENTS AND INDIVIDUAL FUND SCHEDULES (CONTINUED):

Summer Food Program Fund .....	161
Special Assessments Fund .....	162
Municipal Court Special Project Fund - Probation .....	163
Motor Vehicle License Tax Fund.....	164
Zoning and Planning Fund.....	165
Police Education Trust Fund .....	166
Special Projects Fund.....	167
IDIAM Court Fund .....	168
Court Community Correction Act Grant Fund.....	169
Fiber Infrastructure Fund .....	170
Mears Relief Fund.....	171
Community Development Fund .....	172
CDP - Revolving Loan Fund.....	173
CHIP Loan Fund .....	174
Municipal Court Special Project Fund .....	175
Mentoring Program Fund .....	176
Fire Damage Removal Fund .....	177
Zoning and Rezoning Fund .....	178
Coronavirus Relief Fund .....	179
CDBG CARES Act Fund.....	180
Municipal Court Mental Health Fund .....	181
General Bond Retirement Fund.....	182
Combining Balance Sheet - Nonmajor Capital Projects Funds .....	184-185
Combining Statement of Revenues, Expenditures and Changes in Fund Balances - Nonmajor Capital Projects Funds .....	186-187
Schedules of Revenues, Expenditures and Changes in Fund Balance - Budget and Actual (Non-GAAP Budgetary Basis):	
Capital Improvement Fund.....	188
Municipal Court Improvement Fund.....	189
.7% City Income Tax - Equipment Improvement Fund .....	190
.7% City Income Tax - Recreation Improvement Fund .....	191
Combining Statements and Individual Fund Schedules - Proprietary Funds:	
Fund Descriptions - Proprietary Funds.....	192
Schedules of Revenues, Expenses and Changes in Fund Equity - Budget and Actual (Non-GAAP Budgetary Basis):	
Water Fund.....	193
Sewer Fund.....	194
Refuse Fund .....	195
Health Assurance Fund .....	196
Fund Descriptions - Custodial Fund.....	197
<b>III. STATISTICAL SECTION</b>	
Table of Contents.....	199
Net Position by Component - Last Ten Years .....	200-201
Net Position Chart by Year - Last Ten Years .....	202
Changes in Net Position - Last Ten Years.....	204-207
Fund Balances, Governmental Funds - Last Ten Years.....	208-209

STATISTICAL SECTION (CONTINUED):

Changes in Fund Balances, Governmental Funds - Last Ten Years .....	210-211
General Fund Expenditures Chart by Department - Current Year .....	212
Enterprise Fund Expenses Chart by Department - Current Year .....	213
Assessed Valuation and Estimated Actual Value of Taxable Property - Last Ten Years.....	214-215
Direct and Overlapping Property Tax Rates - Last Ten Years.....	216-217
Principal Property Taxpayers - Current Year and Nine Years Ago .....	218
Property Tax Levies and Collections - Last Ten Years.....	219
Income Tax Rate and Collections - Last Ten Years.....	220
Ratios of Outstanding Debt by Type - Last Ten Years .....	222-223
Ratio of General Bonded Debt to Assessed Value and Bonded Debt Per Capita - Last Ten Years.....	224
Direct and Overlapping Governmental Activities Debt as of December 31, 2021.....	225
Water OWDA Pledged Revenue Coverage - Last Ten Years.....	226
Sewer OWDA Pledged Revenue Coverage - Last Ten Years.....	227
Sewer Revenue Bond Pledged Revenue Coverage - Last Eight Years .....	228
Computation of Legal Debt Margin - Last Ten Years .....	230-231
Demographic and Economic Statistics - Last Ten Years .....	232
Principal Employers - Current Year and Nine Years Ago .....	233
Full Time Equivalent City Employees by Function/Program - Last Ten Years.....	234-235
Operating Indicators by Function - Last Ten Years .....	236-237
Capital Assets Statistics by Function - Last Ten Years .....	238-239

# **INTRODUCTORY SECTION**





# City of Steubenville

## Finance Office

115 South Third Street ▪ Suite 106 ▪ Steubenville, Ohio 43952 ▪ Phone: 740.283.6000 ext. 1300  
Fax: 740.283.6165 ▪ Website: [www.cityofsteubenville.us](http://www.cityofsteubenville.us) ▪ Email: [finance@cityofsteubenville.us](mailto:finance@cityofsteubenville.us)

---

June 22, 2022

Honorable Mayor, Members of City Council  
And Citizens of Steubenville  
Steubenville, Ohio

The Annual Comprehensive Financial Report (ACFR) of the City of Steubenville, Ohio (City) is hereby presented. This ACFR represents the official report of the City of Steubenville's operations and financial position for the year ended December 31, 2021, and has been developed to accurately detail the status of the City finances to Steubenville residents and elected officials, investment banks and underwriters and all other interested parties. This report is presented in compliance with Governmental Accounting Standards Board (GASB) Statement No. 34, "Basic Financial Statements - and Management's Discussion and Analysis - for State and Local Governments". It is intended to provide all pertinent and necessary information to the citizens of Steubenville.

Responsibility for the accuracy of the data contained herein, for the completeness and fairness of the presentation and for all disclosure rests with the City's management. To the best of the City's knowledge, the financial and other data contained in this report fairly present the financial position and results of operations of the City. All necessary disclosures to enable the citizens and other readers to understand the City's financial activities are included in this report.

The City is responsible for establishing and maintaining an internal control structure designed to protect its assets from loss, theft or misuse. Furthermore, the accounting system must be adequate to allow for the preparation of financial statements in conformity with generally accepted accounting principles. The internal control structure is designed to provide reasonable, but not absolute, assurance that these objectives are met. The concept of reasonable assurance recognizes that the cost of a control should not exceed the benefits likely to be derived and that the valuation of costs and benefits requires estimates and judgments by management.

The City is required by State law to have an annual audit performed by the Auditor of State's Office or an independent public accounting firm, if permitted by the Auditor of State. Julian & Grube performed the audit for the year ended December 31, 2021. The City continues to receive an unmodified opinion. The Independent Auditor's Report on the City's financial statements is included in the Financial Section of this report.

As a part of the City's independent audit, tests are made to determine the adequacy of the internal control structure, including that portion related to federal financial assistance programs, as well as to determine that the City has complied with applicable laws and regulations. The results of the City's independent audit for the year ended December 31, 2021 provided no instances of material weaknesses in the internal control structure or significant violations of applicable laws and regulations.

This transmittal letter is designed to provide historical information about the City, as well as compliment the required Management's Discussion and Analysis (MD&A). Generally accepted accounting principles require that management provide a narrative introduction, overview, and analysis to accompany the basic financial statements. The City's MD&A, which focuses on the government-wide statements, can be found immediately following the Independent Auditor's Report.

## **Community Profile**

The City of Steubenville is located in east central Ohio along the west bank of the Ohio River. Founded in 1797, Steubenville operates under a council-manager form of government which was adopted by its voters in 1984. The City is governed by an elected Mayor and a seven member City Council. During its heyday of the 1940s, Steubenville was popularly known as “Little Chicago” due to its prolific industry and downtown bustle. The City is now known as the “City of Murals” because of over 25 murals located in and around the downtown area. Today, the City of Steubenville covers an area of approximately ten square miles and is the largest city in Jefferson County with a population of 17,692. The City is also the Jefferson County Seat.

The City is served by diversified transportation facilities. Approximately 20 motor freight carriers and local haulers serve the Jefferson County area. Railway service is provided by the Norfolk Southern Railway, the Wheeling Lake Erie Railway, and the Ohio Central Rail Corporation. Nationwide bus transportation service to the area is provided by Greyhound. Local bus service is provided by the Steel Valley Transit Authority. Airline services to the area are provided by the Jefferson County Airport and the Pittsburgh International Airport, which is approximately 22 miles east of the City. The City also has a port on the Ohio River.

The major highways in the City are State Route 7, which runs north-south through the City, and U.S. Route 22, which runs east-west and directly links the City with Pittsburgh, Pennsylvania. The City is located within a day’s drive of 60 percent of the U.S. population.

The City is served by a number of commercial banks and savings and loan associations with headquarters outside the City.

Primary education services are provided by the Steubenville City School District. The western portion of the City is served by the Indian Creek Local School District. Secondary and post-secondary educational services are provided by a number of public and private colleges and universities located within the City or within commuting distance. The Franciscan University of Steubenville and Eastern Gateway Community College are both located within the City. The University of Pittsburgh, Bethany College, West Liberty University, West Virginia Northern Community College, and Carnegie-Mellon University are all located within commuting distance of the City. The City is served by the Public Library of Steubenville and Jefferson County, which was named for and funded by industrialist Andrew Carnegie.

The City provides a full range of municipal services mandated by statute or charter, including police and fire protection, parks, recreation, street maintenance, planning, zoning and other general government services. In addition, water, sewer and refuse services are provided under the enterprise fund concept with user charges set to ensure adequate coverage of operating expenses and payments on outstanding debt.

## **Economic Condition and Outlook**

### ***Local Economy***

Steubenville’s local economy has evolved in recent years from a center of steel and coal production to one of education and healthcare. Today’s local economy is supported to a large extent by the employment at The Franciscan University of Steubenville and Eastern Gateway Community College. Also, an abundance of nursing homes and healthcare facilities including Trinity Healthcare System employ many, and are one of the largest sources of local income tax revenue. These facilities provide a steady employment base and are a source of much of the building construction currently going on in the City.

A rather large number of local citizens work in Pittsburgh, Pennsylvania and its suburbs. There is a base of small manufacturing and service sector jobs that don’t exist as much in Steubenville. The City, through the local economic development group, “Jefferson County Port Authority,” has been promoting increasing manufacturing jobs in the area. The success has been mixed so far, but the City is optimistic that improvement is coming.

The State of Ohio, Jefferson County, and the Tri-State Area has seen positive impacts from the natural gas and oil industry. With the majority of the activity within the eastern portion of Ohio, Jefferson County and Steubenville should continue to see an increase in economic development and employment.

## ***Long-Term Financial Planning***

Local economic changes in past years have caused some reason for concern regarding the City's long-term financial planning. Fortunately, the City's income tax revenues have remained relatively stable or have increased. However, in order to avoid any potential revenue shortfalls should income tax collections decline significantly; the City has taken a conservative approach with current spending. Budget restraints and cash forecasting have been implemented in order to curb spending and help maintain a sufficient spending reserve as a hedge against future revenue shortfalls.

City Council is required to adopt a final budget no later than the close of the year. During the budget process Council also updates a five-year capital improvement plan. This annual budget and capital improvement plan serves as the foundation for the City's financial planning and control. The budget is prepared at the legal level of budgetary control, which is by office, department, and division, and within each, appropriated for personal services level for all funds.

With the decrease in the Local Government Revenue Fund and elimination of the City receiving Estate Tax Funds, the City has had to make difficult decisions in regards to employee benefits and downsizing of staff. If the State of Ohio continues to further eliminate the distribution of the Local Government Revenue Fund, the City will have to look at prioritizing services to its citizens further. Any increase in income tax revenue from economic development will assist in offsetting the decrease in revenue received from the State.

As of the date of this letter, the net revenue effects from COVID-19 have been minimal. City income tax revenues dropped for a few months during the early months of the pandemic. Tax collections returned to normal levels a few months later. In 2020, the City responded by temporary suspending hiring and cutting back on expenses as much as possible. Towards the end of 2020, the City received several rebates from the State workers compensation system. With the cuts the City made and the unexpected workers compensation rebates, the City was able to finish 2020 with a surplus. Income tax revenues were up in 2021 helping the City finish 2021 with a surplus. The City is continuing to monitor revenue closely and is adjusting expenses when needed.

The City also received \$1.8 million in CARES Act funding in 2020 to help with COVID related expense. The City is receiving \$14.6 million in funding from the American Rescue Plan Act (ARPA) of 2021. The City's spending plan for the \$14.6 million in funding is currently under development. The City received half of the ARPA funds in 2021. The second half of the ARPA funds should be received in 2022. The City is currently planning to spend a large portion of the funds on water and sewer infrastructure improvements.

## ***Major Initiatives***

The City recently completed a \$2.68 million intersection improvement project at the intersection of Lovers Lane and Sunset Boulevard. This improvement was the second of 3 phases to widen Lovers Lane. Phase 1 was a \$1.9 million roundabout project at the intersection of Lovers Lane and Mall Drive. Phase 3 is the widening phase of the multi-phase project. Phase 3 is currently under designed, with construction planned for 2024.

The City also completed several resurfacing projects in 2021. The City's hot mix funds were used to resurface Fairway Drive and sections of Pine Valley Drive and Doral Drive. The City's CDBG Hot Mix Program included sections of Spring Avenue, Hill Avenue, South Street, Cardinal Street, and Dresden Avenue.

The City is working on the State Route 7 traffic signal upgrade project at a cost of \$1.6 million.

The City is in the process of making major improvements to the City's water and sewer infrastructure. The water system improvement projects include a citywide water valve rehabilitation project. Water line replacement projects include sections of Braybarton Boulevard, Linduff Avenue, Whitehaven Boulevard, Efts Lane, Starkdale Road, Wilshire Boulevard, the main line to the Lincoln Heights neighborhood, the Lexington Road connector, and the Belleview transmission main. Design of a new west end water tower, booster station, and a 12-inch line from the south end to the west end started in 2020. The projected cost of the west end tower project is \$11.5 million.

Major improvements to the City's wastewater system include a \$2.99 million upgrade to the Waste Water Plant aeration system, \$3.4 million for automatic bar screens, and \$3.4 million in projects to address three of the City's remaining combined sewer overflow issues. Upcoming sewer line replacement projects include the Spahn's Branch Sewer Rehabilitation at \$3 million, the Slack Street 36 inch line at \$590,000, University Boulevard point repair at \$500,000, and the Opal Boulevard sewer upgrade at \$615,000.

The City has many recent, current, and upcoming projects to enhance the economic development within the City. Trinity Health Systems is in the middle of an expansion project at a cost of \$75 million. Trinity Health Centers is also working on a pharmacy building and water condenser upgrades. Steubenville City Schools is building a new STEM building near the high school at a cost of \$25 million and a new \$2 million athletic complex on Stanton Boulevard. Jefferson County Educational Services is opening new offices on Lovers Lane. Franciscan University is working on a new \$45 million academic building, a stadium locker room project, a Brady Circle East campus project, and a university engineering suite. EGCC is working on \$2.5 million in HVAC upgrades. Jefferson County is working on courtroom upgrades and upgrades to the mapping room. New construction of a Wash Rite Car Wash is proposed for Sunset Boulevard. Lowe's is installing a new fire alarm system. Work is continuing on the Marion Fathers Monastery. Space Place Storage Units is continuing a project on 7<sup>th</sup> Street.

New and proposed businesses at The Fort Steuben Mall include, Mimi's Restaurant, Terry Wright's Boutique, Royalty Line N Cuts, Market Café, Ziklag Furniture, Rockstarz Jewelry, D&B Urban Apparel, Glow Zone, The Holistic Cloud, Style Savers Clothing, Paint & Vibes, Wine Down, Fat Boi Nation, 3 Bad Hombres, Yohman Liquidation, Local Alchemy, St Paul Center, and the Lucky Duck.

Other new businesses in Steubenville include, Steubenville Workshop, Venus and Barbs Delivery, Donnie's Tire, Nicks Auto, Viking Social Club, Better Movement Therapy, Beatitude, One Love Vape Shop, BC Barbershop & Beauty Supply, Jux, Hot foods on da hill, Smoke & Vape Shop, and Pierce Media.

The City completed a Comprehensive Plan and is in the implementation phase. This plan is a guide to shape a better Steubenville and will act as a vision and business plan for growth and development for the next ten to twenty years. The following elements are the basis of the plan: improve the image of Steubenville, promote a healthier lifestyle in Steubenville, reinvest in first ring neighborhoods, celebrate Steubenville's history and culture, enhance community connectivity and mobility, leverage of Steubenville's natural resources and environmental qualities, and promote partnerships.

### **Use of this Report**

The report is published to provide the City Council, as well as to our citizens and other interested persons, detailed information concerning the financial condition of the City, with particular emphasis placed on the utilization of resources during the past year. It is also intended that this report will serve, as presented, is accurate in all material aspects; that it is presented in a manner designed to fairly set forth the financial activities of its various funds; and that all disclosures necessary to enable the reader to gain the maximum understanding of the City's financial affairs have been included.

In today's bond market environment, it is increasingly important that public agencies prepare soundly conceived annual financial reports which are independently audited by a qualified firm or agency. It has become almost required practice that such reports be prepared in accordance with generally accepted accounting principles (GAAP), and the major bond rating agencies review the data presented in such reports before determining a public agency's bond rating.

### **Awards**

The Government Finance Officers Association of the United States of America and Canada (GFOA) awarded a Certificate of Achievement for Excellence in Financial Reporting to the City of Steubenville, Ohio for its Annual Comprehensive Financial Report (ACFR) for the year ended December 31, 2020. The Certificate of Achievement is a prestigious national award recognizing conformance with the highest standards for preparation of State and local government financial reports.



In order to be awarded a Certificate of Achievement, a government unit must publish an easily readable and efficiently organized Annual Comprehensive Financial Report, whose contents conform to program standards. Such a report must satisfy both generally accepted accounting principles and applicable legal requirements.

A Certificate of Achievement is valid for a period of one year only. The City of Steubenville, Ohio has received a Certificate of Achievement for the last thirteen consecutive years (2008-2020). We believe our current report continues to conform to the Certificate of Achievement program requirements and are submitting it to the GFOA.

The City will also receive the Ohio Auditor of State Award with Distinction for the year ended December 31, 2020. The award is presented for excellence in financial reporting on the Annual Comprehensive Financial Report (ACFR) for year ended December 31, 2020. The City has received the Ohio Auditor of State Award with Distinction for the last seven years. The Auditor of State's Office noted that the City's Annual Comprehensive Financial Report (ACFR) serves as the standard for clean, accountable government, representing the highest level of service to Ohioans.

In order to be awarded the Auditor of State Award with Distinction the City had to file the Annual Comprehensive Financial Report (ACFR) and timely financial reports in accordance with GAAP, as well as receive a "clean" audit report. The "clean" audit report means that the City's financial audit did not contain findings for recovery, material citations, material weaknesses, significant deficiencies, Single Audit findings or any questioned costs.

**Acknowledgements**

It is with great pride and pleasure that we submit this ACFR for review and wish to express appreciation to the members of City Council for supporting us in this endeavor and other members of the Finance Office who contributed time and effort in completing this project. We would also like to acknowledge Julian & Grube, Inc., who conducted a thorough audit of our finances and provided us with expert technical assistance during the preparation of the Annual Comprehensive Financial Report.

Sincerely,



David R. Lewis  
Finance Director

**CITY OF STEUBENVILLE, OHIO**

**PRINCIPAL OFFICIALS**

**DECEMBER 31, 2021**

---

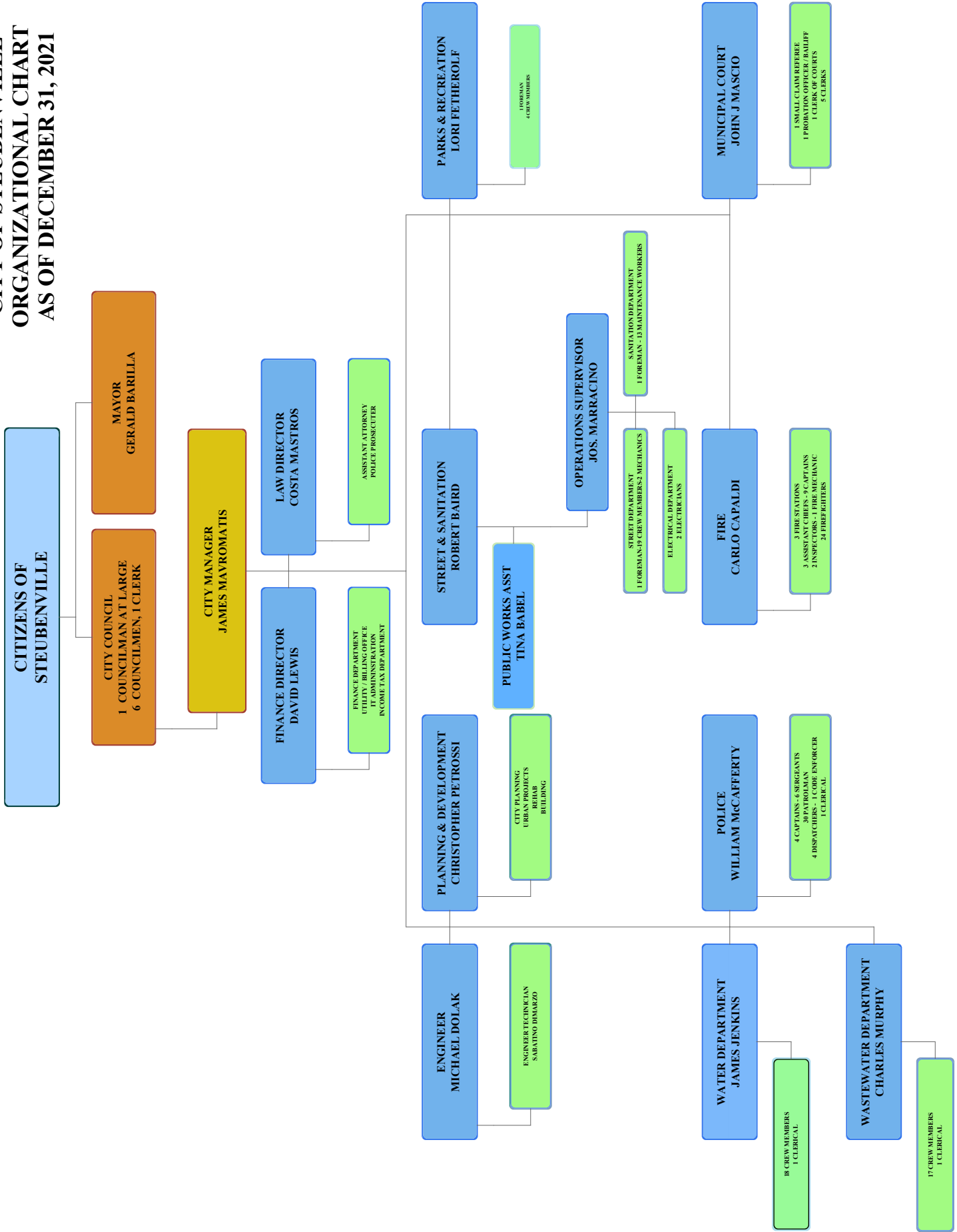
**Elected Officials**

Mayor	Gerald Barilla
City Council:	
Council-at-Large	Kimberly Hahn
1st Ward Councilman	Asantewa Anyabwile
2nd Ward Councilman	Craig Petrella
3rd Ward Councilman	Eric Timmons
4th Ward Councilman	Scott Dressel
5th Ward Councilman	William Paul
6th Ward Councilman	Robert Villamagna
Municipal Court Judge	John J. Mascio

**Appointed Officials**

City Manager	James Mavromatis
Law Director	Costa Mastro
Finance Director	David R. Lewis
Urban Project Director	Christopher Petrossi
Parks and Recreation Director	Lori Fetherolf
Fire Chief	Carlo Capaldi
Police Chief	William A. McCafferty
City Engineer	Michael Dolak
Clerk of Council	Karly Haley
Wastewater Superintendent	Charles Murphy
Water Superintendent	James Jenkins
Street and Sanitation Superintendent	Robert Baird

**CITY OF STEUBENVILLE  
ORGANIZATIONAL CHART  
AS OF DECEMBER 31, 2021**





Government Finance Officers Association

Certificate of  
Achievement  
for Excellence  
in Financial  
Reporting

Presented to

**City of Steubenville  
Ohio**

For its Annual Comprehensive  
Financial Report  
For the Fiscal Year Ended

December 31, 2020

*Christopher P. Morill*

Executive Director/CEO

# **FINANCIAL SECTION**



## Independent Auditor's Report

City of Steubenville  
Jefferson County  
115 South Third Street  
Steubenville, Ohio 43952

To the Members of the City Council and Mayor:

### Report on the Audit of the Financial Statements

#### *Opinions*

We have audited the accompanying financial statements of the governmental activities, the business-type activities, each major fund, and the aggregate remaining fund information of the City of Steubenville, Jefferson County, Ohio, as of and for the year ended December 31, 2021, and the related notes to the financial statements, which collectively comprise the City of Steubenville's basic financial statements as listed in the table of contents.

In our opinion, the financial statements referred to above present fairly, in all material respects, the respective financial position of the governmental activities, the business-type activities, each major fund, and the aggregate remaining fund information of the City of Steubenville, as of December 31, 2021, and the respective changes in financial position, and, where applicable, cash flows thereof and the respective budgetary comparison for the General Fund and the American Rescue Plan Act Fund for the year then ended in accordance with accounting principles generally accepted in the United States of America.

#### *Basis for Opinions*

We conducted our audit in accordance with auditing standards generally accepted in the United States of America and the standards applicable to financial audits contained in *Government Auditing Standards*, issued by the Comptroller General of the United States. Our responsibilities under those standards are further described in the "Auditor's Responsibilities for the Audit of the Financial Statements" section of our report. We are required to be independent of the City of Steubenville and to meet our other ethical responsibilities, in accordance with the relevant ethical requirements relating to our audit. We believe that the audit evidence we have obtained is sufficient and appropriate to provide a basis for our audit opinions.

#### *Emphasis of Matter*

As described in Note 23 to the financial statements, the financial impact of COVID-19 and the continuing emergency measures may impact subsequent periods of the City of Steubenville. Our opinions are not modified with respect to this matter.

#### *Responsibilities of Management for the Financial Statements*

Management is responsible for the preparation and fair presentation of the financial statements in accordance with accounting principles generally accepted in the United States of America, and for the design, implementation, and maintenance of internal control relevant to the preparation and fair presentation of financial statements that are free from material misstatement, whether due to fraud or error.

In preparing the financial statements, management is required to evaluate whether there are conditions or events, considered in the aggregate, that raise substantial doubt about the City of Steubenville's ability to continue as a going concern for twelve months beyond the financial statement date, including any currently known information that may raise substantial doubt shortly thereafter.

***Auditor's Responsibilities for the Audit of the Financial Statements***

Our objectives are to obtain reasonable assurance about whether the financial statements as a whole are free from material misstatement, whether due to fraud or error, and to issue an auditor's report that includes our opinions. Reasonable assurance is a high level of assurance but is not absolute assurance and therefore is not a guarantee that an audit conducted in accordance with generally accepted auditing standards and *Government Auditing Standards* will always detect a material misstatement when it exists. The risk of not detecting a material misstatement resulting from fraud is higher than for one resulting from error, as fraud may involve collusion, forgery, intentional omissions, misrepresentations, or the override of internal control. Misstatements are considered material if there is a substantial likelihood that, individually or in the aggregate, they would influence the judgment made by a reasonable user based on the financial statements.

In performing an audit in accordance with generally accepted auditing standards and *Government Auditing Standards*, we:

- Exercise professional judgment and maintain professional skepticism throughout the audit.
- Identify and assess the risks of material misstatement of the financial statements, whether due to fraud or error, and design and perform audit procedures responsive to those risks. Such procedures include examining, on a test basis, evidence regarding the amounts and disclosures in the financial statements.
- Obtain an understanding of internal control relevant to the audit in order to design audit procedures that are appropriate in the circumstances, but not for the purpose of expressing an opinion on the effectiveness of the City of Steubenville's internal control. Accordingly, no such opinion is expressed.
- Evaluate the appropriateness of accounting policies used and the reasonableness of significant accounting estimates made by management, as well as evaluate the overall presentation of the financial statements.
- Conclude whether, in our judgment, there are conditions or events, considered in the aggregate, that raise substantial doubt about the City of Steubenville's ability to continue as a going concern for a reasonable period of time.

We are required to communicate with those charged with governance regarding, among other matters, the planned scope and timing of the audit, significant audit findings, and certain internal control-related matters that we identified during the audit.

***Required Supplementary Information***

Accounting principles generally accepted in the United States of America require that the management's discussion and analysis, schedules of net pension and other post-employment benefit assets and liabilities and pension and other post-employment benefit contributions, listed in the table of contents be presented to supplement the basic financial statements. Such information is the responsibility of management and, although not a part of the basic financial statements, is required by the Governmental Accounting Standards Board who considers it to be an essential part of financial reporting for placing the basic financial statements in an appropriate operational, economic, or historical context. We have applied certain limited procedures to the required supplementary information in accordance with auditing standards generally accepted in the United States of America, which consisted of inquiries of management about the methods of preparing the information and comparing the information for consistency with management's responses to our inquiries, the basic financial statements, and other knowledge we obtained during our audit of the basic financial statements. We do not express an opinion or provide any assurance on the information because the limited procedures do not provide us with sufficient evidence to express an opinion or provide any assurance.



***Supplementary Information***

Our audit was conducted for the purpose of forming opinions on the financial statements that collectively comprise the City of Steubenville's basic financial statements. The accompanying combining and individual nonmajor fund financial statements and schedules are presented for purposes of additional analysis and are not a required part of the basic financial statements. Such information is the responsibility of management and was derived from and relates directly to the underlying accounting and other records used to prepare the basic financial statements. The information has been subjected to the auditing procedures applied in the audit of the basic financial statements and certain additional procedures, including comparing and reconciling such information directly to the underlying accounting and other records used to prepare the basic financial statements or to the basic financial statements themselves, and other additional procedures in accordance with auditing standards generally accepted in the United States of America. In our opinion, the combining and individual nonmajor fund financial statements and schedules are fairly stated, in all material respects, in relation to the basic financial statements as a whole.

***Other Information***

Management is responsible for the other information included in the annual report. The other information comprises the introductory and statistical sections but does not include the basic financial statements and our auditor's report thereon. Our opinions on the basic financial statements do not cover the other information, and we do not express an opinion or any form of assurance thereon.

In connection with our audit of the basic financial statements, our responsibility is to read the other information and consider whether a material inconsistency exists between the other information and the basic financial statements, or the other information otherwise appears to be materially misstated. If, based on the work performed, we conclude that an uncorrected material misstatement of the other information exists, we are required to describe it in our report.

***Other Reporting Required by Government Auditing Standards***

In accordance with *Government Auditing Standards*, we have also issued our report dated June 22, 2022 on our consideration of the City of Steubenville's internal control over financial reporting and on our tests of its compliance with certain provisions of laws, regulations, contracts, and grant agreements and other matters. The purpose of that report is solely to describe the scope of our testing of internal control over financial reporting and compliance and the results of that testing, and not to provide an opinion on the effectiveness of the City of Steubenville's internal control over financial reporting or on compliance. That report is an integral part of an audit performed in accordance with *Government Auditing Standards* in considering the City of Steubenville's internal control over financial reporting and compliance.



Julian & Grube, Inc.  
June 22, 2022

**THIS PAGE IS INTENTIONALLY LEFT BLANK**

## CITY OF STEUBENVILLE, OHIO

### MANAGEMENT'S DISCUSSION AND ANALYSIS FOR THE YEAR ENDED DECEMBER 31, 2021 (UNAUDITED)

The management's discussion and analysis of the City of Steubenville's (the "City") financial performance provides an overall review of the City's financial activities for the year ended December 31, 2021. The intent of this discussion and analysis is to look at the City's financial performance as a whole; readers should also review the basic financial statements and the notes to the basic financial statements to enhance their understanding of the City's financial performance.

#### **Financial Highlights**

Key financial highlights for 2021 are as follows:

- The total net position of the City increased \$8,005,544 or 13.59% from 2020's net position. Net position of governmental activities increased \$3,183,395 or 12.40% from 2020's net position. Net position of business-type activities increased \$4,822,149 or 14.51% from 2020's net position.
- General revenues accounted for \$15,310,949, or 72.64% of total governmental activities revenue. Program specific revenues accounted for \$5,766,756 or 27.36% of total governmental activities revenue.
- The City had \$17,857,651 in expenses related to governmental activities; \$5,766,756 of these expenses was offset by program specific charges for services, grants or contributions. The remaining expenses of the governmental activities of \$12,090,895 were offset by general revenues (primarily property taxes, income taxes and unrestricted grants and entitlements) of \$15,310,949.
- The City's major governmental funds are the general fund, the American Rescue Plan Act fund and .7% City income tax - street improvement fund. The general fund had revenues and other financing sources of \$15,317,041 in 2021. This represents an increase of \$827,544 from 2020 revenues. The expenditures of the general fund, which totaled \$14,188,964 in 2021, increased \$1,036,589 from 2020. The net increase in fund balance for the general fund was \$1,128,077, from a balance of \$6,997,591 to a balance of \$8,125,668.
- The American Rescue Plan Act fund had \$198,782 in revenues and \$198,782 in expenditures during 2021.
- The .7% City income tax - street improvement fund had \$1,479,520 in revenues in 2021. The expenditures of the .7% City income tax - street improvement fund totaled \$1,326,596 in 2021. The net increase in fund balance for the .7% City income tax - street improvement fund was \$152,924 from a balance of \$1,958,451 to a balance of \$2,111,375.
- Net position for the business-type activities, which are made up of the water, sewer, and refuse enterprise funds, increased in 2021 by \$4,822,149.
- In the general fund, the actual revenues came in \$321,318 greater than the final budgeted revenues. Actual expenditures were \$423,500 less than the amount in the final budget. Budgeted revenues and expenditures were amended a few times throughout the year.

#### **Using this Annual Comprehensive Financial Report**

The City's annual report consists of a series of financial statements and notes to those statements. The statements are organized so the reader can understand the City of Steubenville as a total financial and operating entity. The individual statements provide a detailed look at specific financial activities.

The City's basic financial statements are comprised of three components: 1) City-wide financial statements; 2) fund financial statements; and 3) notes to the financial statements. This report also contains other supplementary information in addition to the basic financial statements themselves.

The statement of net position and the statement of activities provide information about the activities of the City as a whole and present a long-term view of the City's finances. Fund financial statements provide the next level of detail. For governmental funds, these statements tell the reader how services were financed in the short-term, as well as the amount of funds remaining for future spending. The fund financial statements also look at the City's major funds with all other non-major funds presented in total in one column.

## CITY OF STEUBENVILLE, OHIO

### MANAGEMENT'S DISCUSSION AND ANALYSIS FOR THE YEAR ENDED DECEMBER 31, 2021 (UNAUDITED)

#### **Reporting the City as a Whole**

##### ***Statement of Net Position and the Statement of Activities***

While this document contains a large number of funds used by the City to provide programs and activities, the view of the City as a whole looks at all financial transactions and asks the question, "How did we do financially during 2021?" The statement of net position and the statement of activities answer this question. These statements include all assets, deferred outflows, liabilities, deferred inflows, revenues and expenses using the accrual basis of accounting similar to the accounting used by most private-sector companies. This basis of accounting will take into account all of the current year's revenues and expenses regardless of when cash is received or paid.

These two statements report the City's net position and changes in position. This change in net position is important because it tells the reader that, for the City as a whole, the financial position of the City has improved or diminished. The causes of this change may be the result of many factors, some financial, some not. Non-financial factors include the City's property tax base, current property tax laws in Ohio restricting revenue growth, facility conditions, required community programs and other factors.

In the statement of net position and the statement of activities, the City is divided into two distinct kinds of activities:

**Governmental activities** - Most of the City's programs and services are reported here including police, fire and rescue, street maintenance, capital improvements and general administration. These services are funded primarily by property and income taxes and intergovernmental revenues including federal and State grants and other shared revenues.

**Business-type activities** - These services are provided on a charge for goods or services basis to recover all or a significant portion of the expenses of the goods or services provided. The City's water, sewer, and refuse operations are reported here.

#### **Reporting the City's Most Significant Funds**

##### ***Fund Financial Statements***

A fund is a grouping of related accounts that is used to maintain control over resources that have been segregated for specific activities or objectives. The City, like other state and local governments, uses fund accounting to ensure and demonstrate compliance with finance-related legal requirements. All of the funds of the City can be divided into three categories: governmental funds, proprietary funds, and fiduciary funds.

Fund financial reports provide detailed information about the City's major funds. The City uses many funds to account for a multitude of financial transactions. However, these fund financial statements focus on the City's most significant funds.

##### ***Governmental Funds***

Governmental funds are used to account for essentially the same functions reported as governmental activities in the government-wide financial statements. However, unlike the government-wide financial statements, governmental fund financial statements focus on near-term inflows and outflows of spendable resources, as well as on balances of spendable resources available at the end of the fiscal year. Such information may be useful in evaluating a government's near-term financing requirements.

Because the focus of the governmental funds is narrower than that of the government-wide financial statements, it is useful to compare the information presented for governmental funds with similar information presented for governmental activities in the government-wide financial statements. By doing so, the readers may better understand the long-term impact of the government's near-term financing decisions. Both the governmental fund balance sheet and the governmental fund statement of revenues, expenditures, and changes in fund balances provide a reconciliation to facilitate this comparison between governmental funds and governmental activities.

## CITY OF STEUBENVILLE, OHIO

### MANAGEMENT'S DISCUSSION AND ANALYSIS FOR THE YEAR ENDED DECEMBER 31, 2021 (UNAUDITED)

The City maintains a multitude of individual governmental funds. The City has segregated these funds into major funds and nonmajor funds. The City's major governmental funds are the general fund, American Rescue Plan Act fund and .7% City income tax - street improvement fund. Information for major funds is presented separately in the governmental fund balance sheet and in the governmental statement of revenues, expenditures, and changes in fund balances. Data from the other governmental funds are combined into a single, aggregated presentation.

#### ***Proprietary Funds***

The City maintains two different types of proprietary funds. Enterprise funds are used to report the same functions presented as business-type activities in the government-wide financial statements. The City uses enterprise funds to account for its water, sewer, and refuse functions. All of the City's enterprise funds are considered major funds. The internal service fund is an accounting device used to accumulate and allocate costs internally among the City's various functions.

#### ***Fiduciary Funds***

Fiduciary funds are used to account for resources held for the benefit of parties outside the City. Fiduciary funds are not reflected in the government-wide financial statement because the resources of those funds are not available to support the City's own programs. The accounting used for fiduciary funds is much like that used for proprietary funds. The City's only fiduciary fund is a custodial fund.

#### ***Notes to the Basic Financial Statements***

The notes provide additional information that is essential to a full understanding of the data provided in the government-wide and fund financial statements.

#### ***Required Supplementary Information***

In addition to the basic financial statements and accompanying notes, this report also presents certain required supplementary information concerning the City's net pension and net OPEB assets/liabilities.

#### **Government-Wide Financial Analysis**

The table below provides a summary of the City's assets, deferred inflows of resources, liabilities, deferred outflows of resources and net position at December 31, 2021 and 2020.

**CITY OF STEUBENVILLE, OHIO**

MANAGEMENT'S DISCUSSION AND ANALYSIS  
FOR THE YEAR ENDED DECEMBER 31, 2021  
(UNAUDITED)

	Governmental Activities		Business-type Activities		Total	
	2021	2020	2021	2020	2021	2020
<b><u>Assets</u></b>						
Current and other assets	\$ 28,299,326	\$ 20,105,197	\$ 16,691,166	\$ 15,724,767	\$ 44,990,492	\$ 35,829,964
Capital assets, net	<u>36,679,496</u>	<u>36,671,496</u>	<u>64,669,508</u>	<u>64,250,444</u>	<u>101,349,004</u>	<u>100,921,940</u>
Total assets	<u>64,978,822</u>	<u>56,776,693</u>	<u>81,360,674</u>	<u>79,975,211</u>	<u>146,339,496</u>	<u>136,751,904</u>
<b><u>Deferred outflows of resources</u></b>						
Pension	2,300,892	2,590,195	494,460	732,014	2,795,352	3,322,209
OPEB	<u>1,306,922</u>	<u>1,636,579</u>	<u>193,844</u>	<u>483,449</u>	<u>1,500,766</u>	<u>2,120,028</u>
Total deferred outflows of resources	<u>3,607,814</u>	<u>4,226,774</u>	<u>688,304</u>	<u>1,215,463</u>	<u>4,296,118</u>	<u>5,442,237</u>
<b><u>Liabilities</u></b>						
Current liabilities	9,022,174	1,748,256	1,555,350	1,071,149	10,577,524	2,819,405
Long-term liabilities:						
Due within one year	345,439	336,280	3,619,919	3,472,433	3,965,358	3,808,713
Net pension liability	15,507,335	16,860,405	2,777,007	3,831,324	18,284,342	20,691,729
Net OPEB liability	1,990,484	4,479,605	-	2,603,225	1,990,484	7,082,830
Other amounts	<u>6,221,735</u>	<u>6,457,098</u>	<u>33,677,572</u>	<u>35,763,503</u>	<u>39,899,307</u>	<u>42,220,601</u>
Total liabilities	<u>33,087,167</u>	<u>29,881,644</u>	<u>41,629,848</u>	<u>46,741,634</u>	<u>74,717,015</u>	<u>76,623,278</u>
<b><u>Deferred inflows of resources</u></b>						
Property taxes	1,442,769	1,361,162	-	-	1,442,769	1,361,162
Pension	3,261,045	2,843,707	1,302,336	826,160	4,563,381	3,669,867
OPEB	<u>1,934,953</u>	<u>1,239,647</u>	<u>1,050,702</u>	<u>378,937</u>	<u>2,985,655</u>	<u>1,618,584</u>
Total deferred inflows of resources	<u>6,638,767</u>	<u>5,444,516</u>	<u>2,353,038</u>	<u>1,205,097</u>	<u>8,991,805</u>	<u>6,649,613</u>
<b><u>Net position</u></b>						
Net investment in capital assets	33,355,394	33,326,389	33,427,803	31,577,344	66,783,197	64,903,733
Restricted	4,194,603	3,947,168	-	-	4,194,603	3,947,168
Unrestricted (deficit)	<u>(8,689,295)</u>	<u>(11,596,250)</u>	<u>4,638,289</u>	<u>1,666,599</u>	<u>(4,051,006)</u>	<u>(9,929,651)</u>
Total net position	<u>\$ 28,860,702</u>	<u>\$ 25,677,307</u>	<u>\$ 38,066,092</u>	<u>\$ 33,243,943</u>	<u>\$ 66,926,794</u>	<u>\$ 58,921,250</u>

The net pension liability/asset is reported pursuant to Governmental Accounting Standards Board (GASB) Statement 68, "Accounting and Financial Reporting for Pensions—an Amendment of GASB Statement 27." The net other postemployment benefits (OPEB) liability is reported pursuant to GASB Statement 75, "Accounting and Financial Reporting for Postemployment Benefits Other Than Pensions." For reasons discussed below, many end users of this financial statement will gain a clearer understanding of the City's actual financial condition by adding deferred inflows related to pension and OPEB, the net pension liability, and the net OPEB liability to the reported net position and subtracting deferred outflows related to pension and OPEB and the net pension asset and the net OPEB asset.

Governmental Accounting Standards Board standards are national and apply to all government financial reports prepared in accordance with generally accepted accounting principles. Prior accounting for pensions (GASB 27) and postemployment benefits (GASB 45) focused on a funding approach. This approach limited pension and OPEB costs to contributions annually required by law, which may or may not be sufficient to fully fund each plan's net pension liability/asset or net OPEB liability. GASB 68 and GASB 75 take an earnings approach to pension and OPEB accounting; however, the nature of Ohio's statewide pension/OPEB plans and state law governing those systems requires additional explanation in order to properly understand the information presented in these statements.

## CITY OF STEUBENVILLE, OHIO

### MANAGEMENT'S DISCUSSION AND ANALYSIS FOR THE YEAR ENDED DECEMBER 31, 2021 (UNAUDITED)

GASB 68 and GASB 75 require the net pension liability/asset and the net OPEB liability/asset to equal the City's proportionate share of each plan's collective:

1. Present value of estimated future pension/OPEB benefits attributable to active and inactive employees' past service.
2. Minus plan assets available to pay these benefits.

GASB notes that pension and OPEB obligations, whether funded or unfunded, are part of the "employment exchange" – that is, the employee is trading his or her labor in exchange for wages, benefits, and the promise of a future pension and other postemployment benefits. GASB noted that the unfunded portion of this promise is a present obligation of the government, part of a bargained-for benefit to the employee, and should accordingly be reported by the government as a liability since they received the benefit of the exchange. However, the City is not responsible for certain key factors affecting the balance of these liabilities. In Ohio, the employee shares the obligation of funding pension benefits with the employer. Both employer and employee contribution rates are capped by State statute. A change in these caps requires action of both Houses of the General Assembly and approval of the Governor. Benefit provisions are also determined by State statute. The Ohio Revised Code permits, but does not require, the retirement systems to provide healthcare to eligible benefit recipients. The retirement systems may allocate a portion of the employer contributions to provide for these OPEB benefits.

The employee enters the employment exchange with the knowledge that the employer's promise is limited not by contract but by law. The employer enters the exchange also knowing that there is a specific, legal limit to its contribution to the retirement system. In Ohio, there is no legal means to enforce the unfunded liability of the pension/OPEB plan *as against the public employer*. State law operates to mitigate/lessen the moral obligation of the public employer to the employee, because all parties enter the employment exchange with notice as to the law. The retirement system is responsible for the administration of the pension and OPEB plans.

Most long-term liabilities have set repayment schedules or, in the case of compensated absences (i.e. sick and vacation leave), are satisfied through paid time-off or termination payments. There is no repayment schedule for the net pension liability or the net OPEB liability. As explained above, changes in benefits, contribution rates, and return on investments affect the balance of these liabilities but are outside the control of the local government. In the event that contributions, investment returns, and other changes are insufficient to keep up with required payments, State statute does not assign/identify the responsible party for the unfunded portion. Due to the unique nature of how the net pension liability and the net OPEB liability are satisfied, these liabilities are separately identified within the long-term liability section of the statement of net position.

In accordance with GASB 68 and GASB 75, the City's statements prepared on an accrual basis of accounting include an annual pension expense and an annual OPEB expense for their proportionate share of each plan's *change* in net pension liability/asset and net OPEB liability/asset, respectively, not accounted for as deferred inflows/outflows.

Over time, net position can serve as a useful indicator of a government's financial position. At December 31, 2021, the City's assets and deferred outflows of resources exceeded liabilities and deferred inflows of resources by \$66,926,794. At year-end, net position was \$28,860,702 and \$38,066,092 for the governmental activities and the business-type activities, respectively.

Capital assets reported on the government-wide statements represent the largest portion of the City's assets. At year-end, capital assets represented 69.26% of total assets. Capital assets include land, buildings, improvements, equipment, vehicles, infrastructure and construction-in-progress. The City's net investment in capital assets at December 31, 2021, was \$33,355,394 and \$33,427,803 in the governmental activities and business-type activities, respectively. These capital assets are used to provide services to citizens and are not available for future spending. Although the City's investment in capital assets is reported net of related debt, it should be noted that the resources to repay the debt must be provided from other sources, since capital assets may not be used to liquidate these liabilities.

The increase in current and other assets is primarily due to an increase in cash and cash equivalents. The City received approximately \$7.3 million from the first round of funding from the American Rescue Plan Act. Most of this funding remained unspent at December 31, 2021.

The increase in current liabilities is primarily due to an increase in unearned revenue at December 31, 2021. The funding that the City received from the federal government related to the American Rescue Plan Act is considered unearned until it is spent on qualifying expenses.

**CITY OF STEUBENVILLE, OHIO**

**MANAGEMENT'S DISCUSSION AND ANALYSIS  
FOR THE YEAR ENDED DECEMBER 31, 2021  
(UNAUDITED)**

Long-term liabilities decreased in 2021 due to a decrease in the net OPEB liability. Changes to the net pension liability and net OPEB liability and related deferred inflows and outflows of resources are detailed in Notes 12 and 13 to the basic financial statements.

A portion of the City's net position, \$4,194,603, represents resources that are subject to external restriction on how they may be used.

The table on the following page shows the changes in net position for 2021 and 2020.

THIS SECTION IS INTENTIONALLY LEFT BLANK



**CITY OF STEUBENVILLE, OHIO**

MANAGEMENT'S DISCUSSION AND ANALYSIS  
FOR THE YEAR ENDED DECEMBER 31, 2021  
(UNAUDITED)

	Change in Net Position					
	Governmental	Business-type	Governmental	Business-type	Total	Total
	Activities	Activities	Activities	Activities		
2021	2021	2020	2020	2021	2020	
<b>Revenues:</b>						
Program revenues:						
Charges for services	\$ 2,112,516	\$ 14,841,724	\$ 1,471,023	\$ 14,601,170	\$ 16,954,240	\$ 16,072,193
Operating grants and contributions	2,427,565	-	4,057,941	-	2,427,565	4,057,941
Capital grants and contributions	<u>1,226,675</u>	<u>356,618</u>	<u>757,184</u>	<u>886,172</u>	<u>1,583,293</u>	<u>1,643,356</u>
Total program revenues	<u>5,766,756</u>	<u>15,198,342</u>	<u>6,286,148</u>	<u>15,487,342</u>	<u>20,965,098</u>	<u>21,773,490</u>
General revenues:						
Property taxes	1,355,346	-	1,293,057	-	1,355,346	1,293,057
Income taxes	12,036,892	-	10,510,777	-	12,036,892	10,510,777
Other taxes	584,332	-	258,034	-	584,332	258,034
Unrestricted grants and entitlements	1,005,331	-	884,112	-	1,005,331	884,112
Investment earnings	1,380	498	51,161	25,867	1,878	77,028
Royalties	-	-	-	92,463	-	92,463
Miscellaneous	<u>327,668</u>	<u>19,946</u>	<u>2,007,353</u>	<u>253,669</u>	<u>347,614</u>	<u>2,261,022</u>
Total general revenues	<u>15,310,949</u>	<u>20,444</u>	<u>15,004,494</u>	<u>371,999</u>	<u>15,331,393</u>	<u>15,376,493</u>
Total revenues	<u>21,077,705</u>	<u>15,218,786</u>	<u>21,290,642</u>	<u>15,859,341</u>	<u>36,296,491</u>	<u>37,149,983</u>
<b>Expenses:</b>						
General government	3,450,355	-	4,217,928	-	3,450,355	4,217,928
Security of persons and property	8,951,878	-	10,208,598	-	8,951,878	10,208,598
Public health and welfare	80,153	-	103,061	-	80,153	103,061
Transportation	3,729,574	-	4,406,112	-	3,729,574	4,406,112
Community environment	573,762	-	618,801	-	573,762	618,801
Leisure time activity	845,713	-	921,798	-	845,713	921,798
Interest and fiscal charges	226,216	-	246,313	-	226,216	246,313
Water	-	4,461,041	-	5,493,675	4,461,041	5,493,675
Sewer	-	4,204,039	-	4,875,637	4,204,039	4,875,637
Refuse	-	<u>1,768,216</u>	-	<u>2,410,297</u>	<u>1,768,216</u>	<u>2,410,297</u>
Total expenses	<u>17,857,651</u>	<u>10,433,296</u>	<u>20,722,611</u>	<u>12,779,609</u>	<u>28,290,947</u>	<u>33,502,220</u>
Transfers	<u>(36,659)</u>	<u>36,659</u>	<u>(145,726)</u>	<u>145,726</u>	<u>-</u>	<u>-</u>
Change in net position	3,183,395	4,822,149	422,305	3,225,458	8,005,544	3,647,763
Net position at beginning of year	<u>25,677,307</u>	<u>33,243,943</u>	<u>25,255,002</u>	<u>30,018,485</u>	<u>58,921,250</u>	<u>55,273,487</u>
Net position at end of year	<u>\$ 28,860,702</u>	<u>\$ 38,066,092</u>	<u>\$ 25,677,307</u>	<u>\$ 33,243,943</u>	<u>\$ 66,926,794</u>	<u>\$ 58,921,250</u>

**CITY OF STEUBENVILLE, OHIO**

**MANAGEMENT’S DISCUSSION AND ANALYSIS  
FOR THE YEAR ENDED DECEMBER 31, 2021  
(UNAUDITED)**

**Governmental Activities**

Governmental activities net position increased \$3,183,395 in 2021. A significant portion of this increase is due to the decrease in governmental activities expenses in 2021, which is described below. Total governmental activities revenues decreased \$212,937 from 2020. Income tax revenue increased \$1,526,115 from 2020 as the unemployment rate continued to drop throughout 2021. In 2020, the City received approximately \$1.4 million in rebates from the Ohio Bureau of Workers’ Compensation and approximately \$1.8 million in Coronavirus relief from the CARES Act. These are not ongoing revenue streams and the City did not receive amounts from these sources in 2021.

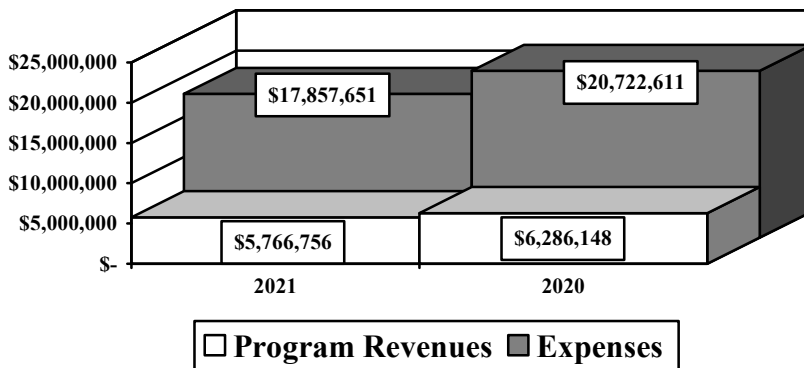
Expenses of the governmental activities decreased \$2,864,960 or 13.83%. This decrease is primarily the result of the decrease in OPEB expense for the Ohio Public Employees Retirement System (OPERS). On an accrual basis, the City’s governmental activities had OPEB expense related to OPERS of (\$1,895,193) in 2021 compared to \$334,995 in 2020. On January 15, 2020, OPERS approved several changes to the health care plan offered to Medicare and non-Medicare retirees in efforts to decrease costs and increase the solvency of the health care plan. These changes are effective January 1, 2022 and include changes to base allowances and eligibility for Medicare retirees, as well as replacing OPERS-sponsored medical plans for non-Medicare retirees with monthly allowances, similar to the program for Medicare retirees. These changes are reflected in the December 31, 2020 measurement date health care valuation which are reported by the City at December 31, 2021. These changes along with changes in assumptions related to an increase in discount rate from 3.16% to 6.00% significantly decreased the total OPEB liability for the measurement date December 31, 2020.

Security of persons and property, which primarily supports the operations of the City’s police, fire and EMS departments, had expenses of \$8,951,878, which accounted for 50.13% of the total governmental expenses of the City. These expenses were partially funded by \$845,475 in direct user charges and \$16,630 in operating grants and contributions. The remaining security of persons and property expenses were funded by general revenues. General government expenses totaled \$3,450,355 or 19.32% of the total governmental expenses of the City, which was partially funded by \$925,158 in direct user charges and \$620,081 in operating grants and contributions. The State and Federal governments contributed to the City a total of \$2,427,565 in operating grants and contributions, and \$1,226,675 in capital grants and contributions.

General revenues totaled \$15,310,949 and amounted to 72.64% of total governmental revenues. These revenues primarily consist of property and income tax revenue of \$13,392,238. Another primary source of general revenues is grants and entitlements not restricted to specific programs, including local government revenue and property tax reimbursements received from the State, making up \$1,005,331.

The statement of activities shows the cost of program services and the charges for services and grants offsetting those services. The following table shows, for governmental activities, the total cost of services and the net cost of services. That is, it identifies the cost of these services supported by tax revenue and unrestricted State grants and entitlements. As can be seen in the graph below, the City is highly dependent upon property and income taxes as well as unrestricted grants and entitlements to support its governmental activities.

**Governmental Activities - Program Revenues vs. Total Expenses**



**CITY OF STEUBENVILLE, OHIO**

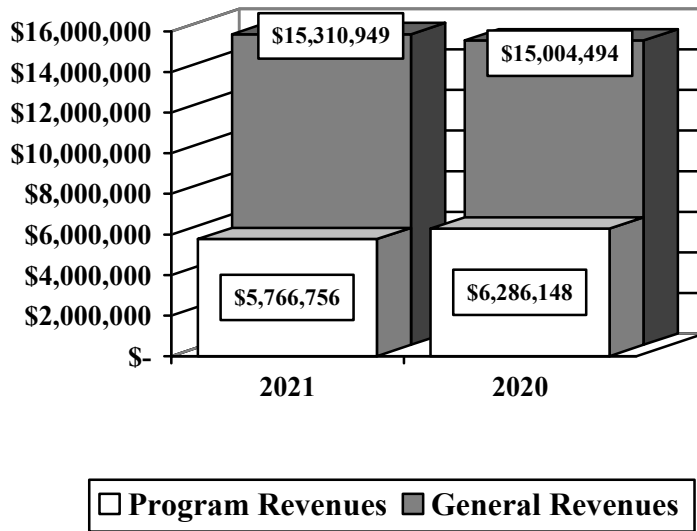
MANAGEMENT'S DISCUSSION AND ANALYSIS  
FOR THE YEAR ENDED DECEMBER 31, 2021  
(UNAUDITED)

**Governmental Activities**

	Total Cost of Services 2021	Net Cost of Services 2021	Total Cost of Services 2020	Net Cost of Services 2020
<b>Program expenses:</b>				
General government	\$ 3,450,355	\$ 1,905,116	\$ 4,217,928	\$ 2,881,315
Security of persons and property	8,951,878	8,089,773	10,208,598	8,426,615
Public health and welfare	80,153	80,153	103,061	103,061
Transportation	3,729,574	2,303,284	4,406,112	2,665,498
Community environment	573,762	(584,675)	618,801	(728,216)
Leisure time activity	845,713	71,028	921,798	841,877
Interest and fiscal charges	226,216	226,216	246,313	246,313
<b>Total</b>	<b>\$ 17,857,651</b>	<b>\$ 12,090,895</b>	<b>\$ 20,722,611</b>	<b>\$ 14,436,463</b>

The dependence upon general revenues for governmental activities is apparent, with 67.71% and 69.67% of expenses supported through taxes and other general revenues for 2021 and 2020, respectively.

**Governmental Activities – General and Program Revenues**



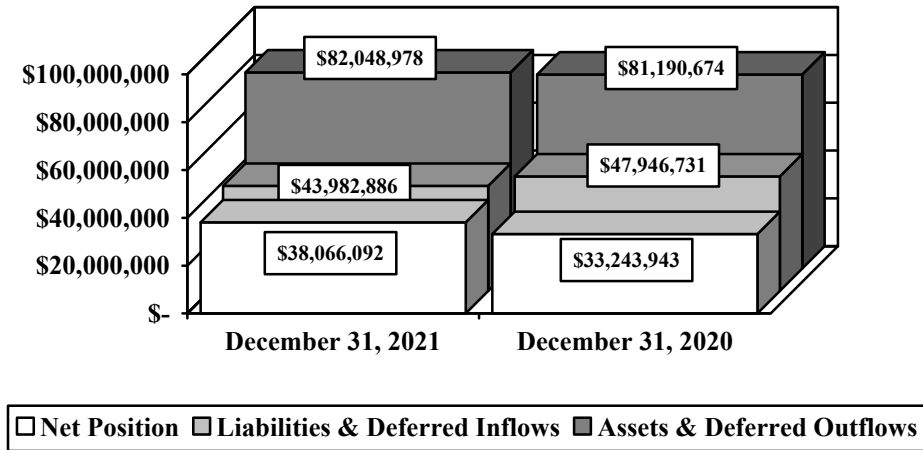
**Business-Type Activities**

Business-type activities include the water, sewer, and refuse enterprise funds. These programs had program revenues of \$15,198,342, general revenues of \$20,444, transfers in of \$36,659, and expenses of \$10,433,296 for 2021. Expenses of the business-type activities decreased approximately \$2.3 million in 2021. This change is primarily due to the decrease in OPEB expense, which is explained in the governmental activities section above. The net position of the business-type activities increased \$4,822,149 from 2020's net position. The following graph shows the business-type activities assets, deferred outflows of resources, liabilities and deferred inflows of resources and net position at year-end.

**CITY OF STEUBENVILLE, OHIO**

MANAGEMENT'S DISCUSSION AND ANALYSIS  
FOR THE YEAR ENDED DECEMBER 31, 2021  
(UNAUDITED)

**Net Position in Business-Type Activities**



**Financial Analysis of the Government's Funds**

As noted earlier, the City uses fund accounting to ensure and demonstrate compliance with finance-related legal requirements.

**Governmental Funds**

The focus of the City's governmental funds is to provide information on near-term inflows, outflows, and balances of spendable resources. Such information is useful in assessing the City's financing requirements. In particular, unassigned fund balance may serve as a useful measure of the City's net resources available for spending at year-end.

The City's governmental funds reported a combined fund balance of \$13,154,114, which is \$1,107,652 greater than the previous year's fund balance of \$12,046,462. The schedule below indicates the fund balances and the total change in fund balances as of December 31, 2021 for all major and nonmajor governmental funds.

	Fund Balances 12/31/21	Fund Balances 12/31/20	Increase (Decrease)
<b>Major funds:</b>			
General	\$ 8,125,668	\$ 6,997,591	\$ 1,128,077
American Rescue Plan Act	-	-	-
.7% City income tax - street improvement	2,111,375	1,958,451	152,924
Other nonmajor governmental funds	<u>2,917,071</u>	<u>3,090,420</u>	<u>(173,349)</u>
Total	<u>\$ 13,154,114</u>	<u>\$ 12,046,462</u>	<u>\$ 1,107,652</u>

**General Fund**

The City's general fund balance increased \$1,128,077. The table that follows assists in illustrating the revenues of the general fund.

**CITY OF STEUBENVILLE, OHIO**

MANAGEMENT'S DISCUSSION AND ANALYSIS  
FOR THE YEAR ENDED DECEMBER 31, 2021  
(UNAUDITED)

	2021	2020	Percentage
	<u>Amount</u>	<u>Amount</u>	<u>Change</u>
<b>Revenues:</b>			
Taxes	\$ 12,112,465	\$ 10,646,946	13.76 %
Charges for services	883,753	96,663	814.26 %
Licenses and permits	631,669	586,906	7.63 %
Fines and forfeitures	241,811	245,925	(1.67) %
Investment income	1,380	51,161	(97.30) %
Intergovernmental	1,139,595	877,849	29.82 %
Rental income	75,736	75,708	0.04 %
Other	<u>215,632</u>	<u>1,908,339</u>	(88.70) %
 Total	 <u>\$ 15,302,041</u>	 <u>\$ 14,489,497</u>	 5.61 %

Tax revenue represents 79.16% of all general fund revenue. Tax revenue increased during 2021, which was due to decreasing unemployment throughout 2021. Charges for services revenue increased because the City began operating an EMS department during the last quarter of 2020. Intergovernmental revenue increased due to the City receiving a larger amount of local government revenue from the State in 2021. Interest revenue decreased due to significantly lower interest rates during 2021. Other revenue decreased primarily due to refunds/rebates from the Ohio Bureau of Workers' Compensation received in 2020 but not in 2021.

The table that follows assists in illustrating the expenditures of the general fund.

	2021	2020	Percentage
	<u>Amount</u>	<u>Amount</u>	<u>Change</u>
<b>Expenditures:</b>			
General government	\$ 3,852,930	\$ 3,235,320	19.09 %
Security of persons and property	8,496,568	8,115,162	4.70 %
Public health and welfare	80,153	102,965	(22.16) %
Transportation	861,836	932,991	(7.63) %
Community environment	87,816	111,685	(21.37) %
Leisure time activity	620,732	469,921	32.09 %
Debt service	<u>188,929</u>	<u>184,331</u>	2.49 %
 Total	 <u>\$ 14,188,964</u>	 <u>\$ 13,152,375</u>	 7.88 %

General fund expenditures of the City increased 7.88% in 2021. The most significant reason for the increase in general fund expenditures was bringing back some employees who had been laid off due to the COVID-19 pandemic, and inflation.

***American Rescue Plan Act Fund***

The American Rescue Plan Act fund had \$198,782 in revenues and expenditures in 2021. The City received \$7,299,150 of funding related to the American Rescue Plan Act in May 2021. The amount of this funding that was unspent at year end is offset by an unearned revenue liability because the revenue cannot be recognized until it is spent on qualifying goods or services. The City expects to receive a similar amount in the second round of funding in May 2022.

## CITY OF STEUBENVILLE, OHIO

### MANAGEMENT'S DISCUSSION AND ANALYSIS FOR THE YEAR ENDED DECEMBER 31, 2021 (UNAUDITED)

#### ***.7% City Income Tax - Street Improvement Fund***

The .7% City income tax - street improvement fund had \$1,479,520 in revenues in 2021. The expenditures of the .7% City income tax - street improvement fund totaled \$1,326,596 in 2021. The City undertook several street improvement projects during 2021, which include the Hot Mix paving program, the Lovers Lane widening project and the State Route 7 traffic signal upgrade project. The net increase in fund balance for the .7% City income tax - street improvement fund was \$152,924 from a balance of \$1,958,451 to a balance of \$2,111,375.

#### ***Budgeting Highlights - General Fund***

The City's budgeting process is prescribed by the Ohio Revised Code (ORC). Essentially the budget is the City's appropriations which are restricted by the amounts of anticipated revenues certified by the Budget Commission in accordance with the ORC. Therefore, the City's plans or desires cannot be totally reflected in the original budget. If budgeted revenues are adjusted due to actual activity then the appropriations can be adjusted accordingly.

In the general fund, estimated revenues and other financing sources increased \$1,088,090. Appropriations were increased by \$1,530,743 during 2021. Increases in the estimated revenues and other financing sources were due to greater income tax collections and increases in appropriations were primarily due to increased expenditure estimates for the police and fire departments. Actual revenues and other financing sources of \$15,694,108 were greater than final budgeted revenues and other financing sources by \$321,318. Actual expenditures of \$15,375,609 came in \$423,500 less than the final budgeted amounts.

#### ***Proprietary Funds***

The City's proprietary funds provide the same type of information found in the government-wide financial statements for business-type activities, except in more detail. The only difference between the amounts reported as business-type activities and the amounts reported in the proprietary fund statements are interfund eliminations between proprietary funds and internal balances due to governmental activities for internal service activities. The interfund activity reported in the government wide statements are those between business-type activities and governmental activities (reported as internal balances and transfers) whereas interfund amounts between various enterprise funds are reported in the proprietary fund statements, as well as internal balances between the governmental and business-type funds due to the allocation of the internal service fund (reported as internal balances) which are not reported on the proprietary statements.

#### **Capital Assets and Debt Administration**

##### ***Capital Assets***

At the end of 2021, the City had \$101,349,004 (net of accumulated depreciation) invested in land, buildings, improvements, equipment, vehicles, infrastructure and construction in progress. Of this total, \$36,679,496 was reported in governmental activities and \$64,669,508 was reported in business-type activities. Additional details are provided in Note 7 of the notes to the basic financial statements.

THIS SECTION IS INTENTIONALLY LEFT BLANK

**CITY OF STEUBENVILLE, OHIO**

MANAGEMENT'S DISCUSSION AND ANALYSIS  
FOR THE YEAR ENDED DECEMBER 31, 2021  
(UNAUDITED)

The following table shows 2021 balances compared to 2020:

**Capital Assets at December 31  
(Net of Depreciation)**

	Governmental Activities		Business-type Activities		Total	
	2021	2020	2021	2020	2021	2020
Land	\$ 973,546	\$ 843,186	\$ 66,000	\$ 66,000	\$ 1,039,546	\$ 909,186
Construction-in-progress	1,756,638	443,228	7,418,086	5,347,895	9,174,724	5,791,123
Buildings	4,962,721	4,984,733	23,224,400	23,941,695	28,187,121	28,926,428
Improvements	2,972,150	3,111,330	4,429,800	4,415,264	7,401,950	7,526,594
Equipment	639,356	597,961	1,860,358	1,752,282	2,499,714	2,350,243
Vehicles	1,182,333	1,291,070	1,308,053	1,649,989	2,490,386	2,941,059
Infrastructure	<u>24,192,752</u>	<u>25,399,988</u>	<u>26,362,811</u>	<u>27,077,319</u>	<u>50,555,563</u>	<u>52,477,307</u>
Totals	<u>\$ 36,679,496</u>	<u>\$ 36,671,496</u>	<u>\$ 64,669,508</u>	<u>\$ 64,250,444</u>	<u>\$ 101,349,004</u>	<u>\$ 100,921,940</u>

The City's largest capital asset category is infrastructure which includes roads constructed from 1980 through 2021. These items are immovable and of value only to the City, however, the annual cost of purchasing these items is quite significant. The net book value of the City's infrastructure (cost less accumulated depreciation) represents approximately 65.96% of the City's total governmental capital assets.

The City's business-type infrastructure capital asset category primarily includes water and sewer lines. These items play a vital role in the income producing ability of the business-type activities. The net book value of the City's infrastructure (cost less accumulated depreciation) represents approximately 40.77% of the City's total business-type capital assets.

**Debt Administration**

The City had the following long-term obligations outstanding at December 31, 2021 and 2020. Additional details are provided in Note 10 of the notes to the basic financial statements.

	Governmental Activities	
	2021	2020
Loans payable	\$ 250,064	\$ 307,701
Compensated absences	1,261,775	1,234,095
Bonds payable	3,640,000	3,760,000
Police and fire pension liability	<u>1,308,835</u>	<u>1,379,673</u>
Total long-term obligations	<u>\$ 6,460,674</u>	<u>\$ 6,681,469</u>
	Business-Type Activities	
	2021	2020
OWDA loans	\$ 28,100,269	\$ 29,689,095
OPWC loans	47,764	64,844
Capital lease obligation payable	306,221	379,022
Landfill closure/postclosure	2,360,937	2,151,824
Compensated absences	191,363	184,710
Bonds payable	<u>6,107,000</u>	<u>6,568,000</u>
Total long-term obligations	<u>\$ 37,113,554</u>	<u>\$ 39,037,495</u>

## **CITY OF STEUBENVILLE, OHIO**

### **MANAGEMENT'S DISCUSSION AND ANALYSIS FOR THE YEAR ENDED DECEMBER 31, 2021 (UNAUDITED)**

#### **Economic Conditions and Outlook**

The unemployment rates as of December 31, 2021 are 5.3% for the United States, 5.1% for the State of Ohio and 6.5% for Jefferson County. The rates are lower than the rates at December 31, 2020 due to jobs coming back that were lost as a result of the COVID-19 pandemic. The City is constantly balancing the fluctuating revenues in the general fund to the services the City provides.

The City continues to grapple with the high cost of providing water and sewer services to its customers while meeting the demands of federal and State environmental authorities. This City has undertaken several projects to improve the City's water and sewer treatment and distribution systems. These projects have been financed through loans obtained through the Ohio Water Development Authority (OWDA) and through the issuance of bonds.

The City has also undertaken several other projects. The City was involved in the following street improvement projects during 2021: the Hot Mix paving program, the Lovers Lane widening project and State Route 7 traffic signal upgrade project.

The City expects to receive further funding from the federal government related to the American Rescue Plan Act during 2022.

#### **Contacting the City's Financial Management**

This financial report is designed to provide our citizens, taxpayers, investors and creditors with a general overview of the City's finances and to show the City's accountability for the money it receives. If you have questions about this report or need additional financial information contact: Mr. David Lewis, Finance Director, City of Steubenville, 115 South Third Street, Steubenville, Ohio 43952.



CITY OF STEUBENVILLE, OHIO

STATEMENT OF NET POSITION  
DECEMBER 31, 2021

	Governmental Activities	Business-type Activities	Total
<b>Assets:</b>			
Equity in pooled cash and cash equivalents . . .	\$ 20,272,237	\$ 14,037,129	\$ 34,309,366
Receivables:			
Income taxes . . . . .	2,282,760	-	2,282,760
Property and other taxes . . . . .	1,767,288	-	1,767,288
Accounts . . . . .	367,079	1,145,494	1,512,573
Special assessments . . . . .	151,046	-	151,046
Due from other governments . . . . .	2,475,091	-	2,475,091
Royalties . . . . .	-	56,875	56,875
Materials and supplies inventory . . . . .	306,959	163,354	470,313
Prepayments . . . . .	189,136	115,084	304,220
Restricted assets:			
Cash with fiscal agent . . . . .	-	957,749	957,749
Net pension asset . . . . .	31,243	32,131	63,374
Net OPEB asset . . . . .	315,436	324,401	639,837
Internal balance . . . . .	141,051	(141,051)	-
Capital assets:			
Land and construction in progress . . . . .	2,730,184	7,484,086	10,214,270
Depreciable capital assets, net . . . . .	33,949,312	57,185,422	91,134,734
Total capital assets, net . . . . .	36,679,496	64,669,508	101,349,004
Total assets . . . . .	<u>64,978,822</u>	<u>81,360,674</u>	<u>146,339,496</u>
<b>Deferred outflows of resources:</b>			
Pension . . . . .	2,300,892	494,460	2,795,352
OPEB . . . . .	1,306,922	193,844	1,500,766
Total deferred outflows of resources . . . . .	<u>3,607,814</u>	<u>688,304</u>	<u>4,296,118</u>
<b>Liabilities:</b>			
Accounts payable . . . . .	165,859	237,909	403,768
Contracts payable . . . . .	206,390	453,205	659,595
Retainage payable . . . . .	-	111,154	111,154
Accrued wages and benefits . . . . .	90,751	30,996	121,747
Accrued vacation payable . . . . .	580,553	199,531	780,084
Due to other governments . . . . .	250,075	65,529	315,604
Accrued interest payable . . . . .	26,035	27,198	53,233
Claims payable . . . . .	602,143	-	602,143
Deposits held and due to others . . . . .	-	429,828	429,828
Unearned revenue . . . . .	7,100,368	-	7,100,368
Long-term liabilities:			
Due within one year . . . . .	345,439	3,619,919	3,965,358
Due in more than one year:			
Net pension liability . . . . .	15,507,335	2,777,007	18,284,342
Net OPEB liability . . . . .	1,990,484	-	1,990,484
Other amounts due in more than one year . . . . .	6,221,735	33,677,572	39,899,307
Total liabilities . . . . .	<u>33,087,167</u>	<u>41,629,848</u>	<u>74,717,015</u>
<b>Deferred inflows of resources:</b>			
Property taxes levied for the next fiscal year . . . . .	1,442,769	-	1,442,769
Pension . . . . .	3,261,045	1,302,336	4,563,381
OPEB . . . . .	1,934,953	1,050,702	2,985,655
Total deferred inflows of resources . . . . .	<u>6,638,767</u>	<u>2,353,038</u>	<u>8,991,805</u>
<b>Net position:</b>			
Net investment in capital assets . . . . .	33,355,394	33,427,803	66,783,197
Restricted for:			
Capital projects . . . . .	199,422	-	199,422
Street construction, maintenance and repairs . . . . .	1,869,050	-	1,869,050
Community development programs . . . . .	1,189,272	-	1,189,272
Police programs . . . . .	10,699	-	10,699
Court programs . . . . .	370,478	-	370,478
Municipal court improvements . . . . .	64,004	-	64,004
Other purposes . . . . .	491,678	-	491,678
Unrestricted (deficit) . . . . .	(8,689,295)	4,638,289	(4,051,006)
Total net position . . . . .	<u>\$ 28,860,702</u>	<u>\$ 38,066,092</u>	<u>\$ 66,926,794</u>

SEE ACCOMPANYING NOTES TO THE BASIC FINANCIAL STATEMENTS

**CITY OF STEUBENVILLE, OHIO**

STATEMENT OF ACTIVITIES  
FOR THE YEAR ENDED DECEMBER 31, 2021

	<u>Expenses</u>	<u>Program Revenues</u>		
		<u>Charges for Services and Sales</u>	<u>Operating Grants and Contributions</u>	<u>Capital Grants and Contributions</u>
<b>Governmental activities:</b>				
General government . . . . .	\$ 3,450,355	\$ 925,158	\$ 620,081	\$ -
Security of persons and property . . . . .	8,951,878	845,475	16,630	-
Public health and welfare . . . . .	80,153	-	-	-
Transportation . . . . .	3,729,574	25,603	920,465	480,222
Community environment . . . . .	573,762	288,048	870,389	-
Leisure time activity . . . . .	845,713	28,232	-	746,453
Interest and fiscal charges . . . . .	226,216	-	-	-
Total governmental activities . . . . .	<u>17,857,651</u>	<u>2,112,516</u>	<u>2,427,565</u>	<u>1,226,675</u>
<b>Business-type activities:</b>				
Water . . . . .	4,461,041	7,475,994	-	356,618
Sewer . . . . .	4,204,039	5,484,541	-	-
Refuse . . . . .	1,768,216	1,881,189	-	-
Total business-type activities . . . . .	<u>10,433,296</u>	<u>14,841,724</u>	<u>-</u>	<u>356,618</u>
Total primary government . . . . .	<u>\$ 28,290,947</u>	<u>\$ 16,954,240</u>	<u>\$ 2,427,565</u>	<u>\$ 1,583,293</u>

**General revenues:**

- Property taxes levied for:
  - General purposes . . . . .
  - Debt service . . . . .
- Income taxes levied for:
  - General purposes . . . . .
  - Street improvements . . . . .
  - Equipment improvement . . . . .
  - Recreation improvement . . . . .
- Other taxes:
  - Hotel occupancy taxes . . . . .
  - Permissive motor vehicle license taxes . . . . .
- Grants and entitlements not restricted
  - to specific programs . . . . .
- Investment earnings . . . . .
- Miscellaneous . . . . .

Total general revenues . . . . .

Transfers . . . . .

Change in net position . . . . .

**Net position at beginning of year . . . . .**

**Net position at end of year . . . . .**

SEE ACCOMPANYING NOTES TO THE BASIC FINANCIAL STATEMENTS

**Net (Expense) Revenue  
and Changes in Net Position**

<b>Governmental Activities</b>	<b>Business-type Activities</b>	<b>Total</b>
\$ (1,905,116)	\$ -	\$ (1,905,116)
(8,089,773)	-	(8,089,773)
(80,153)	-	(80,153)
(2,303,284)	-	(2,303,284)
584,675	-	584,675
(71,028)	-	(71,028)
(226,216)	-	(226,216)
<u>(12,090,895)</u>	<u>-</u>	<u>(12,090,895)</u>
-	3,371,571	3,371,571
-	1,280,502	1,280,502
-	112,973	112,973
<u>-</u>	<u>4,765,046</u>	<u>4,765,046</u>
<u>(12,090,895)</u>	<u>4,765,046</u>	<u>(7,325,849)</u>
1,127,940	-	1,127,940
227,406	-	227,406
10,890,237	-	10,890,237
756,631	-	756,631
292,518	-	292,518
97,506	-	97,506
294,642	-	294,642
289,690	-	289,690
1,005,331	-	1,005,331
1,380	498	1,878
327,668	19,946	347,614
<u>15,310,949</u>	<u>20,444</u>	<u>15,331,393</u>
<u>(36,659)</u>	<u>36,659</u>	<u>-</u>
3,183,395	4,822,149	8,005,544
<u>25,677,307</u>	<u>33,243,943</u>	<u>58,921,250</u>
<u>\$ 28,860,702</u>	<u>\$ 38,066,092</u>	<u>\$ 66,926,794</u>

CITY OF STEUBENVILLE, OHIO

BALANCE SHEET  
GOVERNMENTAL FUNDS  
DECEMBER 31, 2021

	General	American Rescue Plan Act	.7% City Income Tax Street Improvement	Other Governmental Funds	Total Governmental Funds
<b>Assets:</b>					
Equity in pooled cash and cash equivalents . . .	\$ 7,773,873	\$ 7,114,493	\$ 2,111,286	\$ 2,935,090	\$ 19,934,742
Receivables:					
Income taxes . . . . .	2,064,605	-	143,252	74,903	2,282,760
Real and other taxes . . . . .	1,451,040	-	16,185	300,063	1,767,288
Accounts . . . . .	285,076	-	-	-	285,076
Special assessments . . . . .	-	-	-	151,046	151,046
Due from other governments . . . . .	429,917	-	21,110	2,024,064	2,475,091
Prepayments . . . . .	180,987	-	3,944	4,205	189,136
Materials and supplies inventory . . . . .	201,959	-	-	105,000	306,959
Total assets . . . . .	<u>\$ 12,387,457</u>	<u>7,114,493</u>	<u>\$ 2,295,777</u>	<u>\$ 5,594,371</u>	<u>\$ 27,392,098</u>
<b>Liabilities:</b>					
Accounts payable . . . . .	\$ 94,682	\$ -	\$ 508	\$ 70,669	\$ 165,859
Contracts payable . . . . .	-	14,125	26,387	165,878	206,390
Accrued wages and benefits . . . . .	87,300	-	1,804	1,647	90,751
Due to other governments . . . . .	170,971	-	2,608	6,213	179,792
Unearned revenue . . . . .	-	7,100,368	-	-	7,100,368
Total liabilities . . . . .	<u>352,953</u>	<u>7,114,493</u>	<u>31,307</u>	<u>244,407</u>	<u>7,743,160</u>
<b>Deferred inflows of resources:</b>					
Property taxes levied for the next fiscal year . . .	1,192,231	-	-	250,538	1,442,769
Delinquent property tax revenue not available . .	249,428	-	-	34,749	284,177
Special assessments revenue not available . . . .	-	-	-	151,046	151,046
Income tax revenue not available . . . . .	1,918,713	-	139,894	74,903	2,133,510
Intergovernmental revenue not available . . . .	344,936	-	13,201	1,921,657	2,279,794
Licenses and permits revenue not available . . . .	203,528	-	-	-	203,528
Total deferred inflows of resources . . . . .	<u>3,908,836</u>	<u>-</u>	<u>153,095</u>	<u>2,432,893</u>	<u>6,494,824</u>
<b>Fund balances:</b>					
Nonspendable . . . . .	413,139	-	3,944	109,205	526,288
Restricted . . . . .	-	-	-	2,269,371	2,269,371
Committed . . . . .	-	-	2,107,431	681,605	2,789,036
Assigned . . . . .	808,230	-	-	-	808,230
Unassigned . . . . .	6,904,299	-	-	(143,110)	6,761,189
Total fund balances . . . . .	<u>8,125,668</u>	<u>-</u>	<u>2,111,375</u>	<u>2,917,071</u>	<u>13,154,114</u>
Total liabilities, deferred inflows of resources and fund balances . . . . .	<u>\$ 12,387,457</u>	<u>\$ 7,114,493</u>	<u>\$ 2,295,777</u>	<u>\$ 5,594,371</u>	<u>\$ 27,392,098</u>

SEE ACCOMPANYING NOTES TO THE BASIC FINANCIAL STATEMENTS

**CITY OF STEUBENVILLE, OHIO**

RECONCILIATION OF TOTAL GOVERNMENTAL FUND BALANCES TO  
NET POSITION OF GOVERNMENTAL ACTIVITIES  
DECEMBER 31, 2021

<b>Total governmental fund balances</b>		\$	13,154,114
<i>Amounts reported for governmental activities on the statement of net position are different because:</i>			
Capital assets used in governmental activities are not financial resources and therefore are not reported in the funds.			36,679,496
Other long-term assets are not available to pay for current-period expenditures and therefore are deferred inflows in the funds.			
Income taxes receivable	\$	2,133,510	
Property and other taxes receivable		284,177	
Accounts receivable		203,528	
Intergovernmental receivable		2,279,794	
Special assessments receivable		151,046	
Total		5,052,055	5,052,055
The internal service fund is used by management to charge the costs of health insurance to individual funds. The assets and liabilities of the internal service fund are included in governmental activities on the statement of net position.			(111,877)
Interest is accrued on outstanding loans and bonds on the statement of net position whereas in governmental funds, interest expenditures are reported when due.			(26,035)
Unamortized premiums on bond issuances are not recognized in the funds.			(106,500)
Vacation is accrued for leave on the statement of net position, whereas in the funds, vacation leave expenditures are reported when taken.			(580,553)
The net pension asset and net pension liability are not available to pay for current period expenditures and are not due and payable in the current period, respectively; therefore, the asset, liability and related deferred inflows/outflows are not reported in governmental funds.			
Net pension asset		31,243	
Deferred outflows of resources		2,300,892	
Deferred inflows of resources		(3,261,045)	
Net pension liability		(15,507,335)	
Total		(16,436,245)	(16,436,245)
The net OPEB asset and net OPEB liability are not available to pay for current period expenditures and are not due and payable in the current period, respectively; therefore, the asset, liability and related deferred inflows/outflows are not reported in governmental funds.			
Net OPEB asset		315,436	
Deferred outflows of resources		1,306,922	
Deferred inflows of resources		(1,934,953)	
Net OPEB liability		(1,990,484)	
Total		(2,303,079)	(2,303,079)
Long-term liabilities, including, but not limited to, bonds payable, are not due and payable in the current period and therefore are not reported in the funds.			
Compensated absences		1,261,775	
Police and fire pension liability		1,308,835	
General obligation bonds payable		3,640,000	
Loans payable		250,064	
Total		(6,460,674)	(6,460,674)
<b>Net position of governmental activities</b>		\$	28,860,702

SEE ACCOMPANYING NOTES TO THE BASIC FINANCIAL STATEMENTS

**CITY OF STEUBENVILLE, OHIO**

STATEMENT OF REVENUES, EXPENDITURES AND CHANGES IN FUND BALANCES  
GOVERNMENTAL FUNDS  
FOR THE YEAR ENDED DECEMBER 31, 2021

	<u>General</u>	<u>American Rescue Plan Act</u>	<u>.7% City Income Tax Street Improvement</u>	<u>Other Governmental Funds</u>	<u>Total Governmental Funds</u>
<b>Revenues:</b>					
Municipal income taxes . . . . .	\$ 10,839,018	\$ -	\$ 770,207	\$ 400,000	\$ 12,009,225
Property and other taxes . . . . .	1,273,447	-	217,267	446,896	1,937,610
Charges for services . . . . .	883,753	-	1,224	-	884,977
Licenses and permits . . . . .	631,669	-	23,291	5,050	660,010
Fines and forfeitures . . . . .	241,811	-	-	100,623	342,434
Intergovernmental . . . . .	1,139,595	198,782	467,021	2,702,609	4,508,007
Special assessments . . . . .	-	-	-	100,535	100,535
Investment income . . . . .	1,380	-	-	2	1,382
Rental income . . . . .	75,736	-	-	-	75,736
Contributions and donations . . . . .	3,204	-	-	100	3,304
Other . . . . .	212,428	-	510	100,087	313,025
Total revenues . . . . .	<u>15,302,041</u>	<u>198,782</u>	<u>1,479,520</u>	<u>3,855,902</u>	<u>20,836,245</u>
<b>Expenditures:</b>					
Current:					
General government . . . . .	3,852,930	-	-	568,934	4,421,864
Security of persons and property . . . . .	8,496,568	-	-	47,737	8,544,305
Public health and welfare . . . . .	80,153	-	-	-	80,153
Transportation . . . . .	861,836	-	238,657	817,996	1,918,489
Community environment . . . . .	87,816	-	-	575,145	662,961
Leisure time activity . . . . .	620,732	-	-	30,442	651,174
Capital outlay . . . . .	-	198,782	1,021,774	1,762,303	2,982,859
Debt service:					
Principal retirement . . . . .	95,838	-	57,637	95,000	248,475
Interest and fiscal charges . . . . .	93,091	-	8,528	131,694	233,313
Total expenditures . . . . .	<u>14,188,964</u>	<u>198,782</u>	<u>1,326,596</u>	<u>4,029,251</u>	<u>19,743,593</u>
Excess (deficiency) of revenues over (under) expenditures . . . . .	<u>1,113,077</u>	<u>-</u>	<u>152,924</u>	<u>(173,349)</u>	<u>1,092,652</u>
<b>Other financing sources:</b>					
Sale of capital assets . . . . .	15,000	-	-	-	15,000
Total other financing sources . . . . .	<u>15,000</u>	<u>-</u>	<u>-</u>	<u>-</u>	<u>15,000</u>
Net change in fund balances . . . . .	1,128,077	-	152,924	(173,349)	1,107,652
<b>Fund balances at beginning of year . . . . .</b>	<u>6,997,591</u>	<u>-</u>	<u>1,958,451</u>	<u>3,090,420</u>	<u>12,046,462</u>
<b>Fund balances at end of year . . . . .</b>	<u>\$ 8,125,668</u>	<u>\$ -</u>	<u>\$ 2,111,375</u>	<u>\$ 2,917,071</u>	<u>\$ 13,154,114</u>

SEE ACCOMPANYING NOTES TO THE BASIC FINANCIAL STATEMENTS

**CITY OF STEUBENVILLE, OHIO**

RECONCILIATION OF THE STATEMENT OF REVENUES, EXPENDITURES AND CHANGES  
IN FUND BALANCES OF GOVERNMENTAL FUNDS TO THE STATEMENT OF ACTIVITIES  
FOR THE YEAR ENDED DECEMBER 31, 2021

<b>Net change in fund balances - total governmental funds</b>	\$	1,107,652
<i>Amounts reported for governmental activities in the statement of activities are different because:</i>		
Governmental funds report capital outlays as expenditures. However, in the statement of activities, the cost of those assets is allocated over their estimated useful lives as depreciation expense.		
Capital asset additions	\$ 3,152,726	
Current year depreciation	<u>(3,134,025)</u>	
Total		18,701
The net effect of various miscellaneous transactions involving capital assets (i.e., sales, disposals, trade-ins, and donations) is to decrease net position.		
		(10,701)
Revenues in the statement of activities that do not provide current financial resources are not reported as revenues in the funds.		
Income taxes	27,667	
Property and other taxes	2,068	
Licenses and permits and charges for services revenue	(11,965)	
Intergovernmental revenues	30,640	
Special assessments	<u>58,289</u>	
Total		106,699
Repayment of bond and loan principal is an expenditure in the governmental funds, but the repayment reduces long-term liabilities on the statement of net position.		
		248,475
In the statement of activities, interest is accrued on outstanding bonds and loans, whereas in governmental funds, an interest expenditure is reported when due.		
Decrease in accrued interest payable	1,688	
Amortization of bond premiums	<u>5,409</u>	
Total		7,097
In the statement of activities, vacation leave is accrued when earned, whereas in governmental funds, an expenditure is reported when vacation leave is taken.		
		(31,996)
Some expenses reported in the statement of activities, such as compensated absences, do not require the use of current financial resources and therefore are not reported as expenditures in governmental funds.		
		(27,680)
Contractually required pension/OPEB contributions are reported as expenditures in governmental funds; however, the statement of net position reports these amounts as deferred outflows.		
Pension	1,501,115	
OPEB	<u>27,492</u>	
Total		1,528,607
Except for amounts reported as deferred inflows/outflows, changes in the net pension asset/liability and net OPEB asset/liability are reported as pension/OPEB expense in the statement of activities.		
Pension	(845,876)	
OPEB	<u>1,752,102</u>	
Total		906,226
The internal service fund used by management to charge the costs of insurance to individual funds is not reported in the government-wide statement of activities. Governmental fund expenditures and the related internal service fund revenues are eliminated. The net revenue (expense) of the internal service fund is allocated among the governmental activities.		
		<u>(669,685)</u>
<b>Change in net position of governmental activities</b>	<b>\$</b>	<b><u><u>3,183,395</u></u></b>

SEE ACCOMPANYING NOTES TO THE BASIC FINANCIAL STATEMENTS

**CITY OF STEUBENVILLE, OHIO**

STATEMENT OF REVENUES, EXPENDITURES AND CHANGES IN  
 FUND BALANCE - BUDGET AND ACTUAL (NON-GAAP BUDGETARY BASIS)  
 GENERAL FUND  
 FOR THE YEAR ENDED DECEMBER 31, 2021

	<u>Budgeted Amounts</u>		<u>Actual</u>	<u>Variance with Final Budget Positive (Negative)</u>
	<u>Original</u>	<u>Final</u>		
<b>Revenues:</b>				
Municipal income taxes . . . . .	\$ 9,754,700	\$ 10,690,283	\$ 10,895,556	\$ 205,273
Property and other taxes . . . . .	1,261,800	1,278,434	1,271,044	(7,390)
Charges for services . . . . .	744,400	815,936	852,449	36,513
Licenses and permits . . . . .	623,500	595,536	631,669	36,133
Fines and forfeitures . . . . .	292,000	251,461	241,811	(9,650)
Intergovernmental . . . . .	932,500	1,113,469	1,171,122	57,653
Investment income . . . . .	15,000	3,000	1,380	(1,620)
Rental income . . . . .	72,300	73,920	75,736	1,816
Contributions and donations . . . . .	1,000	3,202	3,204	2
Other . . . . .	586,500	532,549	535,137	2,588
Total revenues . . . . .	<u>14,283,700</u>	<u>15,357,790</u>	<u>15,679,108</u>	<u>321,318</u>
<b>Expenditures:</b>				
Current:				
General government . . . . .	5,011,869	5,980,990	5,788,768	192,222
Security of persons and property . . . . .	7,077,361	7,856,057	7,690,175	165,882
Public health and welfare . . . . .	106,000	89,275	86,903	2,372
Transportation . . . . .	1,331,197	1,137,114	1,091,677	45,437
Community environment . . . . .	80,624	84,616	83,187	1,429
Leisure time activity . . . . .	601,115	590,857	574,699	16,158
Debt service:				
Principal retirement . . . . .	25,000	25,000	25,000	-
Interest and fiscal charges . . . . .	35,200	35,200	35,200	-
Total expenditures . . . . .	<u>14,268,366</u>	<u>15,799,109</u>	<u>15,375,609</u>	<u>423,500</u>
Excess (deficiency) of revenues over (under) expenditures . . . . .	<u>15,334</u>	<u>(441,319)</u>	<u>303,499</u>	<u>744,818</u>
<b>Other financing sources:</b>				
Sale of capital assets . . . . .	<u>1,000</u>	<u>15,000</u>	<u>15,000</u>	<u>-</u>
Total other financing sources . . . . .	<u>1,000</u>	<u>15,000</u>	<u>15,000</u>	<u>-</u>
Net change in fund balances . . . . .	16,334	(426,319)	318,499	744,818
<b>Fund balances at beginning of year . . . . .</b>	4,892,535	4,892,535	4,892,535	-
<b>Prior year encumbrances appropriated . . . . .</b>	647,066	647,066	647,066	-
<b>Fund balance at end of year . . . . .</b>	<u>\$ 5,555,935</u>	<u>\$ 5,113,282</u>	<u>\$ 5,858,100</u>	<u>\$ 744,818</u>

SEE ACCOMPANYING NOTES TO THE BASIC FINANCIAL STATEMENTS



**CITY OF STEUBENVILLE, OHIO**

STATEMENT OF REVENUES, EXPENDITURES AND CHANGES IN  
 FUND BALANCE - BUDGET AND ACTUAL (NON-GAAP BUDGETARY BASIS)  
 AMERICAN RESCUE PLAN ACT FUND  
 FOR THE YEAR ENDED DECEMBER 31, 2021

	<u>Budgeted Amounts</u>		<u>Actual</u>	<u>Variance with Final Budget Positive (Negative)</u>
	<u>Original</u>	<u>Final</u>		
<b>Revenues:</b>				
Intergovernmental . . . . .	\$ -	\$ 7,299,150	\$ 7,299,150	\$ -
Total revenues . . . . .	<u>-</u>	<u>7,299,150</u>	<u>7,299,150</u>	<u>-</u>
<b>Expenditures:</b>				
Capital outlay . . . . .	-	745,000	745,000	-
Total expenditures . . . . .	<u>-</u>	<u>745,000</u>	<u>745,000</u>	<u>-</u>
Net change in fund balances . . . . .	-	6,554,150	6,554,150	-
<b>Fund balances at beginning of year . . . . .</b>	-	-	-	-
<b>Fund balance at end of year . . . . .</b>	<u>\$ -</u>	<u>\$ 6,554,150</u>	<u>\$ 6,554,150</u>	<u>\$ -</u>

SEE ACCOMPANYING NOTES TO THE BASIC FINANCIAL STATEMENTS

CITY OF STEUBENVILLE, OHIO

STATEMENT OF NET POSITION  
 PROPRIETARY FUNDS  
 DECEMBER 31, 2021

	Business-type Activities - Enterprise Funds				Governmental Activities - Internal Service Fund
	Water	Sewer	Refuse	Total	
<b>Assets:</b>					
Current assets:					
Equity in pooled cash and cash equivalents . . .	\$ 5,048,483	\$ 5,515,034	\$ 3,473,612	\$ 14,037,129	\$ 337,495
Receivables:					
Accounts . . . . .	577,757	474,905	92,832	1,145,494	82,003
Royalties . . . . .	-	-	56,875	56,875	-
Materials and supplies inventory . . . . .	135,848	27,506	-	163,354	-
Prepayments . . . . .	30,087	64,502	20,495	115,084	-
Total current assets . . . . .	<u>5,792,175</u>	<u>6,081,947</u>	<u>3,643,814</u>	<u>15,517,936</u>	<u>419,498</u>
Noncurrent assets:					
Restricted assets:					
Cash with fiscal agent . . . . .	-	-	957,749	957,749	-
Net pension asset . . . . .	12,739	11,160	8,232	32,131	-
Net OPEB asset . . . . .	128,614	112,673	83,114	324,401	-
Capital assets:					
Land and construction in progress . . . . .	5,275,402	2,178,684	30,000	7,484,086	-
Depreciable capital assets, net . . . . .	35,765,885	20,532,260	887,277	57,185,422	-
Total capital assets, net . . . . .	<u>41,041,287</u>	<u>22,710,944</u>	<u>917,277</u>	<u>64,669,508</u>	<u>-</u>
Total noncurrent assets . . . . .	<u>41,182,640</u>	<u>22,834,777</u>	<u>1,966,372</u>	<u>65,983,789</u>	<u>-</u>
Total assets . . . . .	<u>46,974,815</u>	<u>28,916,724</u>	<u>5,610,186</u>	<u>81,501,725</u>	<u>419,498</u>
<b>Deferred outflows of resources:</b>					
Pension . . . . .	202,886	156,016	135,558	494,460	-
OPEB . . . . .	79,593	58,201	56,050	193,844	-
Total deferred outflows of resources . . . . .	<u>\$ 282,479</u>	<u>\$ 214,217</u>	<u>\$ 191,608</u>	<u>\$ 688,304</u>	<u>\$ -</u>

- - Continued

CITY OF STEUBENVILLE, OHIO

STATEMENT OF NET POSITION  
 PROPRIETARY FUNDS (CONTINUED)  
 DECEMBER 31, 2021

	Business-type Activities - Enterprise Funds				Governmental Activities - Internal Service Fund
	Water	Sewer	Refuse	Total	
<b>Liabilities:</b>					
Current liabilities:					
Accounts payable . . . . .	\$ 43,837	\$ 178,749	\$ 15,323	\$ 237,909	\$ -
Contracts payable . . . . .	-	453,205	-	453,205	-
Retainage payable . . . . .	34,000	77,154	-	111,154	-
Accrued wages and benefits . . . . .	11,495	10,887	8,614	30,996	-
Due to other governments . . . . .	18,611	16,318	30,600	65,529	70,283
Accrued vacation payable . . . . .	83,759	71,965	43,807	199,531	-
Deposits held and due to others . . . . .	143,276	143,276	143,276	429,828	-
Accrued interest payable . . . . .	6,808	20,390	-	27,198	-
Current portion of compensated absences . . . . .	4,735	2,010	3,044	9,789	-
Current portion of OPWC loans . . . . .	17,089	-	-	17,089	-
Current portion of OWDA loans . . . . .	2,413,203	542,288	-	2,955,491	-
Current portion of general obligation bonds . . . . .	229,750	180,250	-	410,000	-
Current portion of revenue bonds . . . . .	-	78,000	-	78,000	-
Current portion of landfill closure/postclosure . . . . .	-	-	91,000	91,000	-
Current portion of capital lease obligations . . . . .	-	58,550	-	58,550	-
Claims payable . . . . .	-	-	-	-	602,143
Total current liabilities . . . . .	<u>3,006,563</u>	<u>1,833,042</u>	<u>335,664</u>	<u>5,175,269</u>	<u>672,426</u>
Long-term liabilities:					
Compensated absences . . . . .	80,292	47,072	54,210	181,574	-
OWDA loans payable . . . . .	13,150,527	11,994,251	-	25,144,778	-
OPWC loans payable . . . . .	30,675	-	-	30,675	-
General obligation bonds payable . . . . .	1,901,337	3,742,600	-	5,643,937	-
Revenue bonds payable . . . . .	-	159,000	-	159,000	-
Capital lease obligations payable . . . . .	-	247,671	-	247,671	-
Landfill closure/postclosure . . . . .	-	-	2,269,937	2,269,937	-
Net pension liability . . . . .	1,100,992	964,525	711,490	2,777,007	-
Total long-term liabilities . . . . .	<u>16,263,823</u>	<u>17,155,119</u>	<u>3,035,637</u>	<u>36,454,579</u>	<u>-</u>
Total liabilities . . . . .	<u>19,270,386</u>	<u>18,988,161</u>	<u>3,371,301</u>	<u>41,629,848</u>	<u>672,426</u>
<b>Deferred inflows of resources:</b>					
Pension . . . . .	479,306	448,635	374,395	1,302,336	-
OPEB . . . . .	392,970	363,474	294,258	1,050,702	-
Total deferred inflows of resources . . . . .	<u>872,276</u>	<u>812,109</u>	<u>668,653</u>	<u>2,353,038</u>	<u>-</u>
<b>Net position:</b>					
Net investment in capital assets . . . . .	25,918,773	6,591,753	917,277	33,427,803	-
Unrestricted (deficit) . . . . .	<u>1,195,859</u>	<u>2,738,918</u>	<u>844,563</u>	<u>4,779,340</u>	<u>(252,928)</u>
Total net position (deficit) . . . . .	<u>\$ 27,114,632</u>	<u>\$ 9,330,671</u>	<u>\$ 1,761,840</u>	<u>38,207,143</u>	<u>\$ (252,928)</u>
Adjustment to reflect the consolidation of the internal service funds activities related to enterprise funds				<u>(141,051)</u>	
Net position of business-type activities				<u>\$ 38,066,092</u>	

SEE ACCOMPANYING NOTES TO THE BASIC FINANCIAL STATEMENTS

**CITY OF STEUBENVILLE, OHIO**

STATEMENT OF REVENUES, EXPENSES AND  
CHANGES IN NET POSITION  
PROPRIETARY FUNDS  
FOR THE YEAR ENDED DECEMBER 31, 2021

	<b>Business-type Activities - Enterprise Funds</b>				<b>Governmental</b>
	<b>Water</b>	<b>Sewer</b>	<b>Refuse</b>	<b>Total</b>	<b>Activities - Internal Service Fund</b>
<b>Operating revenues:</b>					
Charges for services . . . . .	\$ 7,475,994	\$ 5,484,541	\$ 1,720,999	\$ 14,681,534	\$ 1,890,722
Royalties . . . . .	-	-	160,190	160,190	-
Stop-loss reimbursements . . . . .	-	-	-	-	894,751
Other operating revenues . . . . .	10,574	2,545	6,827	19,946	75,279
Total operating revenues. . . . .	<u>7,486,568</u>	<u>5,487,086</u>	<u>1,888,016</u>	<u>14,861,670</u>	<u>2,860,752</u>
<b>Operating expenses:</b>					
Personal services . . . . .	953,026	770,816	479,692	2,203,534	-
Contract services. . . . .	-	-	299,592	299,592	-
Maintenance and operations. . . . .	1,656,541	1,817,207	347,313	3,821,061	-
Landfill closure and post-closure costs . . .	-	-	293,281	293,281	-
Depreciation. . . . .	1,184,753	879,328	284,499	2,348,580	-
Claims expense . . . . .	-	-	-	-	3,749,525
Other . . . . .	-	-	-	-	88,330
Total operating expenses. . . . .	<u>3,794,320</u>	<u>3,467,351</u>	<u>1,704,377</u>	<u>8,966,048</u>	<u>3,837,855</u>
Operating income (loss). . . . .	<u>3,692,248</u>	<u>2,019,735</u>	<u>183,639</u>	<u>5,895,622</u>	<u>(977,103)</u>
<b>Nonoperating revenues (expenses):</b>					
Interest and fiscal charges . . . . .	(535,671)	(624,159)	-	(1,159,830)	-
Interest income. . . . .	157	150	191	498	-
Total nonoperating revenues (expenses) . . . .	<u>(535,514)</u>	<u>(624,009)</u>	<u>191</u>	<u>(1,159,332)</u>	<u>-</u>
Income (loss) before capital contributions. . . . .	3,156,734	1,395,726	183,830	4,736,290	(977,103)
Capital contributions. . . . .	<u>356,618</u>	<u>36,659</u>	<u>-</u>	<u>393,277</u>	<u>-</u>
Change in net position . . . . .	3,513,352	1,432,385	183,830	5,129,567	(977,103)
<b>Net position at beginning of year . . . . .</b>	<u>23,601,280</u>	<u>7,898,286</u>	<u>1,578,010</u>	<u>33,077,576</u>	<u>724,175</u>
<b>Net position at end of year . . . . .</b>	<u>\$ 27,114,632</u>	<u>\$ 9,330,671</u>	<u>\$ 1,761,840</u>	<u>38,207,143</u>	<u>\$ (252,928)</u>
Adjustment to reflect the consolidation of internal service funds activities related to enterprise funds.				<u>(307,418)</u>	
Change in net position of business-type activities				<u>\$ 4,822,149</u>	

SEE ACCOMPANYING NOTES TO THE BASIC FINANCIAL STATEMENTS

THIS PAGE IS INTENTIONALLY LEFT BLANK

**CITY OF STEUBENVILLE, OHIO**  
**STATEMENT OF CASH FLOWS**  
**PROPRIETARY FUNDS**  
**FOR THE YEAR ENDED DECEMBER 31, 2021**

	<b>Business-type Activities - Enterprise Funds</b>				<b>Governmental Activities - Internal Service Fund</b>
	<b>Water</b>	<b>Sewer</b>	<b>Refuse</b>	<b>Total</b>	
<b>Cash flows from operating activities:</b>					
Cash received from charges for services . . . . .	\$ 7,636,446	\$ 5,584,546	\$ 1,764,596	\$ 14,985,588	\$ 1,890,722
Cash received from royalties . . . . .	-	-	129,676	129,676	-
Cash received from stop loss reimbursement . . . . .	-	-	-	-	812,748
Cash received from other operations . . . . .	10,574	2,545	6,827	19,946	75,279
Cash payments for personal services . . . . .	(1,830,423)	(1,594,094)	(1,098,415)	(4,522,932)	-
Cash payments for contractual services . . . . .	-	-	(309,205)	(309,205)	-
Cash payments for maintenance and operations . . . . .	(1,750,798)	(1,771,461)	(351,143)	(3,873,402)	-
Cash payments for claims . . . . .	-	-	-	-	(3,569,205)
Cash payments for other purposes . . . . .	-	-	-	-	(88,330)
Net cash provided by (used in) operating activities . . . . .	<u>4,065,799</u>	<u>2,221,536</u>	<u>142,336</u>	<u>6,429,671</u>	<u>(878,786)</u>
<b>Cash flows from noncapital financing activities:</b>					
Cash received from OWDA loan . . . . .	191,524	427,119	-	618,643	-
Principal retirement on OWDA loans . . . . .	(43,092)	-	-	(43,092)	-
Net cash provided by noncapital financing activities . . . . .	<u>148,432</u>	<u>427,119</u>	<u>-</u>	<u>575,551</u>	<u>-</u>
<b>Cash flows from capital and related financing activities:</b>					
Acquisition of capital assets . . . . .	(1,053,832)	(1,195,473)	(65,355)	(2,314,660)	-
Cash received from OWDA loan . . . . .	36,189	586,341	-	622,530	-
Cash received from capital grant . . . . .	356,618	-	-	356,618	-
Cash used for landfill closure/postclosure . . . . .	-	-	(84,168)	(84,168)	-
Principal retirement on OPWC loans . . . . .	(17,080)	-	-	(17,080)	-
Principal retirement on OWDA loans . . . . .	(2,290,389)	(498,494)	-	(2,788,883)	-
Principal retirement on revenue bonds . . . . .	-	(76,000)	-	(76,000)	-
Principal retirement on G.O. bonds . . . . .	(215,250)	(169,750)	-	(385,000)	-
Principal retirement on capital lease . . . . .	(15,406)	(57,395)	-	(72,801)	-
Interest and fiscal charges . . . . .	(546,768)	(628,492)	-	(1,175,260)	-
Net cash used in capital and related financing activities . . . . .	<u>(3,745,918)</u>	<u>(2,039,263)</u>	<u>(149,523)</u>	<u>(5,934,704)</u>	<u>-</u>
<b>Cash flows from investing activities:</b>					
Interest received . . . . .	157	150	191	498	-
Net cash provided by investing activities . . . . .	<u>157</u>	<u>150</u>	<u>191</u>	<u>498</u>	<u>-</u>
Net increase (decrease) in cash and cash equivalents . . . . .	468,470	609,542	(6,996)	1,071,016	(878,786)
<b>Cash and cash equivalents at beginning of year . . . . .</b>	<u>4,580,013</u>	<u>4,905,492</u>	<u>4,438,357</u>	<u>13,923,862</u>	<u>1,216,281</u>
<b>Cash and cash equivalents at end of year . . . . .</b>	<u>\$ 5,048,483</u>	<u>\$ 5,515,034</u>	<u>\$ 4,431,361</u>	<u>\$ 14,994,878</u>	<u>\$ 337,495</u>

- - Continued

**CITY OF STEUBENVILLE, OHIO**  
**STATEMENT OF CASH FLOWS**  
**PROPRIETARY FUNDS (CONTINUED)**  
**FOR THE YEAR ENDED DECEMBER 31, 2021**

	<u>Business-type Activities - Enterprise Funds</u>				<b>Governmental Activities - Internal Service Fund</b>
	<u>Water</u>	<u>Sewer</u>	<u>Refuse</u>	<u>Total</u>	
<b>Reconciliation of operating income (loss) to net cash provided by (used in) operating activities:</b>					
Operating income (loss) . . . . .	\$ 3,692,248	\$ 2,019,735	\$ 183,639	\$ 5,895,622	\$ (977,103)
Adjustments:					
Depreciation . . . . .	1,184,753	879,328	284,499	2,348,580	-
Changes in assets and liabilities:					
Change in in accounts receivable . . . . .	129,645	69,198	12,790	211,633	(82,003)
Change in in royalties receivable . . . . .	-	-	(30,514)	(30,514)	-
Change in materials and supplies . . . . .	7,485	284	-	7,769	-
Change in prepayments . . . . .	(13,193)	(37,753)	(7,024)	(57,970)	-
Change in net pension asset . . . . .	(4,070)	(3,235)	(2,013)	(9,318)	-
Change in net OPEB asset . . . . .	(128,614)	(112,673)	(83,114)	(324,401)	-
Change in deferred outflows - pension . . . . .	79,672	65,503	92,379	237,554	-
Change in deferred outflows - OPEB . . . . .	105,529	91,065	93,011	289,605	-
Change in accounts payable . . . . .	(68,745)	102,771	8,141	42,167	-
Change in accrued wages . . . . .	4,553	5,518	1,867	11,938	-
Change in intergovernmental payable . . . . .	(4,251)	(425)	5,210	534	-
Change in compensated absences payable . . . . .	7,837	(2,235)	1,051	6,653	-
Change in landfill closure/postclosure obligation . . . . .	-	-	293,281	293,281	-
Change in accrued vacation payable . . . . .	(6,850)	13,465	(4,432)	2,183	-
Change in deposits held and due to others . . . . .	4,652	4,652	4,652	13,956	-
Change in net pension liability . . . . .	(354,927)	(366,442)	(332,948)	(1,054,317)	-
Change in net OPEB liability . . . . .	(989,236)	(904,337)	(709,652)	(2,603,225)	-
Change in deferred inflows - pension . . . . .	167,323	163,428	145,425	476,176	-
Change in deferred inflows - OPEB . . . . .	251,988	233,689	186,088	671,765	-
Change in claims payable . . . . .	-	-	-	-	180,320
Net cash provided by (used in) operating activities . . . . .	<u>\$ 4,065,799</u>	<u>\$ 2,221,536</u>	<u>\$ 142,336</u>	<u>\$ 6,429,671</u>	<u>\$ (878,786)</u>

SEE ACCOMPANYING NOTES TO THE BASIC FINANCIAL STATEMENTS

**Non-cash transactions:**

At December 31, 2021, the water fund purchased \$34,000 in capital assets on account.  
At December 31, 2020, the water fund purchased \$91,362 in capital assets on account.  
At December 31, 2021, the sewer fund purchased \$530,359 in capital assets on account.  
At December 31, 2020, the sewer fund purchased \$56,672 in capital assets on account.  
During 2021, the sewer fund received \$36,659 in capital contributions from governmental activities.

CITY OF STEUBENVILLE, OHIO

STATEMENT OF FIDUCIARY ASSETS AND LIABILITIES  
FIDUCIARY FUND  
DECEMBER 31, 2021

	<u>Custodial</u>
<b>Assets:</b>	
Cash in segregated accounts. . . . .	\$ 7,508
<b>Total assets</b> . . . . .	<u>\$ 7,508</u>
<b>Liabilities:</b>	
Intergovernmental payable. . . . .	\$ 7,508
<b>Total liabilities</b> . . . . .	<u>\$ 7,508</u>

SEE ACCOMPANYING NOTES TO THE BASIC FINANCIAL STATEMENTS



**CITY OF STEUBENVILLE, OHIO**

STATEMENT OF CHANGES IN FIDUCIARY NET POSITION  
 FIDUCIARY FUND  
 FOR THE YEAR ENDED DECEMBER 31, 2021

	<b>Custodial</b>
<b>Additions:</b>	
Fines and forfeitures collected for other governments.	\$ 321,573
Total additions . . . . .	321,573
 <b>Deductions:</b>	
Fines and forfeitures distributed to other governments.	321,573
Total deductions. . . . .	321,573
 Change in net position . . . . .	 -
<b>Net position at beginning of year . . . . .</b>	<b>-</b>
<b>Net position at end of year . . . . .</b>	<b>\$ -</b>

SEE ACCOMPANYING NOTES TO THE BASIC FINANCIAL STATEMENTS

**CITY OF STEUBENVILLE, OHIO**

**NOTES TO THE BASIC FINANCIAL STATEMENTS  
FOR THE YEAR ENDED DECEMBER 31, 2021**

**NOTE 1 - DESCRIPTION OF THE CITY**

The City of Steubenville, (the “City”), is a body politic and corporate established for the purpose of exercising the rights and privileges conveyed to it by the constitution and laws of the State of Ohio.

Beginning June 1, 1984, the City has operated under a council-manager form of government as provided by 705.51 to 705.60, Ohio Revised Code, inclusive. The powers and functions of the municipal governments are distributed among the municipality, its citizens, the various officers, boards, and commissions. The Mayor is the official head of the municipality for ceremonial purposes. Administration is not part of the duties of the Mayor. The City Council is composed of seven members, six of whom are elected by their respective electors within their designated wards. The Councilman at large, the seventh member of Council, is elected by the voters of the City at large. The City Council, by a majority vote, appoints the administrative City Manager.

The charter created two administrative departments: The Department of Finance and the Department of Law. The Directors of these departments are appointed by the City Manager and are approved by the Council.

Several board and commissions that serve the citizens of the City in various capacities are an integral part of the municipality’s government. The boards and commissions include: Civil Service Commission, Planning and Zoning Commission, Board of Engineering and Building Appeals and Parks and Recreation Board. All members of these boards and commissions are appointed by the Mayor and are approved by Council.

**NOTE 2 - SUMMARY OF SIGNIFICANT ACCOUNTING POLICIES**

The financial statements of the City have been prepared in conformity with accounting principles generally accepted in the United States of America (GAAP) as applied to local governmental units. The Governmental Accounting Standards Board (GASB) is the accepted standard-setting body for establishing governmental accounting and financial principles. The City’s significant accounting policies are described below.

**A. Reporting Entity**

For financial reporting purposes, the City’s financial statement includes all funds, agencies, boards, commissions, and departments for which the City is financially accountable. Component units are legally separate organizations for which the City is financially accountable. Financial accountability, as defined by the GASB, exists if the City appoints a voting majority of an organization’s Governing Board and is either able to impose its will on that organization or there is a potential for the organization to provide specific financial benefits to, or impose specific burdens on, the City. The City may also be financially accountable for governmental organizations with a separately elected Governing Board, a Governing Board appointed by another government, or a jointly appointed Board that is fiscally dependent on the City. The City also took into consideration other organizations for which the nature and significance of their relationship with the City are such that exclusion would cause the City’s financial statements to be misleading or incomplete. Based upon the application of these criteria, the City has no component units.

The primary government of the City consists of all funds, agencies, departments and offices that are not legally separate from the City. The primary government includes the City departments and agencies that provide the following services: police and fire protection, emergency medical services (EMS), planning, zoning, refuse collection, street maintenance and repairs, community development, parks and recreation and water and sewer utilities. The preceding financial statements include all funds of the City (the primary government).

**CITY OF STEUBENVILLE, OHIO**

NOTES TO THE BASIC FINANCIAL STATEMENTS  
FOR THE YEAR ENDED DECEMBER 31, 2021

**NOTE 2 - SUMMARY OF SIGNIFICANT ACCOUNTING POLICIES - (Continued)**

The following organizations are described due to their relationship with the City.

*JOINTLY GOVERNED ORGANIZATIONS*

Jefferson County Regional Planning Commission: The City participates in the Jefferson County Regional Planning Commission (the Commission) which is a statutorily created political subdivision of the State of Ohio under Ohio Revised Code Chapter 713. The Commission is jointly governed among Jefferson County and municipalities and townships within Jefferson County. The Commission includes the three Jefferson County Commissioners, fourteen municipal mayors, fourteen township trustees, and six non-governmental representatives appointed by the member governments. Each member’s control over the operation of the Commission is limited to its representation on the Board.

The Commission makes studies, maps, plans, recommendations and reports concerning the physical, environment, social, economic and governmental functions and services of Jefferson County and applies for Community Development Block Grants on behalf of member governments. The Board exercises total control of the budgeting, appropriation, contracting and management. The City contributed a fee of \$250 in 2021. Continued existence of the Commission is not dependent on the continued participation of the City. Complete financial statements can be obtained from the Jefferson County Regional Planning Commission, Steubenville, Ohio.

Jefferson County Family and Children First Council: The Jefferson County Family and Children First Council (the Council) is a jointly governed organization created under Ohio Revised Code Section 121.37. The Council is currently governed by a 24 member Board, which includes a representative of the City of Steubenville. During 2021, the City made no contributions to the Council. Continued existence of the Council is not dependent on the City’s continued participation.

Jefferson County Port Authority: The Jefferson County Port Authority (the “Authority”) was created in April 2012 and is a jointly governed organization between Jefferson County, the City of Steubenville and the Jefferson County Regional Planning Commission. The Authority was established pursuant to Ohio Revised Code Section 4582.21. The purpose of the Authority is to enhance, foster, aid, provide or promote transportation, economic development, housing, recreation, education, governmental operations, culture, research and the creation and preservation of jobs and employment opportunities.

The Authority is governed by a Board consisting of nine appointed members, four appointed by Jefferson County, four appointed by the City of Steubenville, and one appointed by the Jefferson County Regional Planning Commission.

**B. Basis of Presentation - Fund Accounting**

The City’s financial statements consist of government-wide statements, including a statement of net position and a statement of activities and fund financial statements which provide a more detailed level of financial information.

**Government-Wide Financial Statements** - The statement of net position and the statement of activities display information about the City as a whole. These statements include the financial activities of the primary government, except for fiduciary funds. The activities of the internal service fund are eliminated to avoid “doubling up” revenues and expenses. The statements distinguish between those activities of the City that are governmental and those that are considered business-type activities.

## CITY OF STEUBENVILLE, OHIO

### NOTES TO THE BASIC FINANCIAL STATEMENTS FOR THE YEAR ENDED DECEMBER 31, 2021

#### NOTE 2 - SUMMARY OF SIGNIFICANT ACCOUNTING POLICIES - (Continued)

The statement of net position presents the financial condition of the governmental and business-type activities of the City at year end. The statement of activities presents a comparison between direct expenses and program revenues for each program or function of the City's governmental activities and for the business-type activities of the City. Direct expenses are those that are specifically associated with a service, program or department and therefore clearly identifiable to a particular function. Program revenues include charges paid by the recipient of the goods or services offered by the program, grants and contributions that are restricted to meeting the operational or capital requirements of a particular program and interest earned on grants that is required to be used to support a particular program. Revenues which are not classified as program revenues are presented as general revenues of the City, with certain limited exceptions. The comparison of direct expenses with program revenues identifies the extent to which each business segment or governmental functions are self-financing or draw from the general revenues of the City. The City does not eliminate interfund services provided or used when consolidating activities.

**Fund Financial Statements** - During the year, the City segregates transactions related to certain City functions or activities in separate funds in order to aid financial management and to demonstrate legal compliance. Fund financial statements are designed to present financial information of the City at this more detailed level. The focus of governmental and proprietary fund financial statements is on major funds. Each major fund is presented in a separate column. Nonmajor funds are aggregated and presented in a single column. The internal service fund is presented in a single column on the face of the proprietary fund statements. Fiduciary funds are reported by type.

#### C. Fund Accounting

The City uses funds to maintain its financial records during the year. A fund is defined as a fiscal and accounting entity with a self-balancing set of accounts. There are three categories of funds: governmental, proprietary and fiduciary.

**Governmental Funds** - Governmental funds are those through which most governmental functions typically are financed. Governmental fund reporting focuses on the sources, uses and balances of current financial resources. Expendable assets are assigned to the various governmental funds according to the purposes for which they may or must be used. Current liabilities are assigned to the fund from which they will be paid. The difference between governmental fund assets plus deferred outflows of resources and liabilities plus deferred inflows of resources is reported as fund balance. The following are the City's major governmental funds:

General fund - The general fund is used to account for and report all financial resources not accounted for and reported in another fund. The general fund balance is available for any purpose provided it is expended or transferred according to the general laws of Ohio.

American Rescue Plan Act Fund - This fund accounts for monies received from the federal government as part of the American Rescue Plan Act (ARPA) of 2021. This Act provides additional relief to address the continued impact of the COVID-19 pandemic.

.7% City income tax - street improvement fund - The .7% city income tax - street improvement fund is used to account for income tax revenue committed for, and grants restricted for, improvement of streets within the City.

Other governmental funds of the City are used to account for (a) financial resources that are restricted, committed, or assigned to expenditures for capital outlays including the acquisition or construction of capital facilities and other capital assets, (b) specific revenue sources that are restricted or committed to an expenditure for specified purposes other than debt service or capital projects and (c) financial resources that are restricted, committed, or assigned to expenditure for principal and interest.

## CITY OF STEUBENVILLE, OHIO

### NOTES TO THE BASIC FINANCIAL STATEMENTS FOR THE YEAR ENDED DECEMBER 31, 2021

#### NOTE 2 - SUMMARY OF SIGNIFICANT ACCOUNTING POLICIES - (Continued)

***Proprietary Funds*** - Proprietary fund reporting focuses on changes in net position, financial position and cash flows. Proprietary funds are classified as either enterprise funds or internal service funds.

***Enterprise funds*** - The enterprise funds may be used to account for any activity for which a fee is charged to external users for goods or services. The following are the City's major enterprise funds:

***Water fund*** - This fund accounts for the provision of water treatment and distribution to its residential and commercial users located within the City.

***Sewer fund*** - This fund accounts for the provision of sanitary sewer service to the residents and commercial users located within the City.

***Refuse fund*** - This fund accounts for the operations providing refuse waste removal to the residents and commercial users located within the City.

***Internal service fund*** - The internal service fund accounts for the financing of services provided by one department or agency to other departments or agencies of the City on a cost-reimbursement basis. The City's internal service fund reports on the activity of the centralized City self-insurance health program.

***Fiduciary Funds*** - Fiduciary fund reporting focuses on net position and changes in net position. The fiduciary fund category is split into four classifications: pension trust funds, investment trust funds, private-purpose trust funds and custodial funds. Trust funds are used to account for assets held by the City under a trust agreement for individuals, private organizations, or other governments and are therefore not available to support the City's own programs. The City's only fiduciary fund is a custodial fund, which accounts for Municipal Court activity.

#### **D. Measurement Focus**

***Government-Wide Financial Statements*** - The government-wide financial statements are prepared using the economic resources measurement focus. All assets, deferred outflows of resources, liabilities and deferred inflows of resources associated with the operation of the City are included on the statement of net position.

***Fund Financial Statements*** - All governmental funds are accounted for using a flow of current financial resources measurement focus. With this measurement focus, only current assets and current liabilities generally are included on the balance sheet. The statement of revenues, expenditures and changes in fund balances reports on the sources (i.e., revenues and other financing sources) and uses (i.e., expenditures and other financing uses) of current financial resources. This approach differs from the manner in which the governmental activities of the government-wide financial statements are prepared. Governmental fund financial statements therefore include a reconciliation with brief explanations to better identify the relationship between the government-wide statements and the financial statements for governmental funds.

Like the government-wide statements, all proprietary funds are accounted for on a flow of economic resources measurement focus. All assets, deferred inflows of resources, liabilities and deferred outflows of resources associated with the operation of these funds are included on the statement of net position. The statement of changes in fund net position presents increases (i.e., revenues) and decreases (i.e., expenses) in total net position. The statement of cash flows provides information about how the City finances and meets the cash flow needs of its proprietary activities.

**CITY OF STEUBENVILLE, OHIO**

NOTES TO THE BASIC FINANCIAL STATEMENTS  
FOR THE YEAR ENDED DECEMBER 31, 2021

**NOTE 2 - SUMMARY OF SIGNIFICANT ACCOUNTING POLICIES - (Continued)**

**E. Basis of Accounting**

Basis of accounting determines when transactions are recorded in the financial records and reported on the financial statements. Government-wide financial statements are prepared using the accrual basis of accounting. Governmental funds use the modified accrual basis of accounting. Proprietary and fiduciary funds also use the accrual basis of accounting. Differences in the accrual and modified accrual basis of accounting arise in the recognition of revenue, the recording of deferred inflows and outflows and in the presentation of expenses versus expenditures.

***Revenues - Exchange and Nonexchange Transactions*** - Revenues resulting from exchange transactions, in which each party gives and receives essentially equal value, are recorded on the accrual basis when the exchange takes place. On a modified accrual basis, revenue is recorded in the fiscal year in which the resources are measurable and become available. Available means that the resources will be collected within the current fiscal year or are expected to be collected soon enough thereafter to be used to pay liabilities of the current fiscal year. For the City, available means expected to be received within thirty-one days of year end.

Nonexchange transactions, in which the City receives value without directly giving equal value in return, include income taxes, property taxes, grants, entitlements and donations. On an accrual basis, revenue from income taxes is recognized in the period in which the income is earned (See Note 5.B.). Revenue from property taxes is recognized in the year for which the taxes are levied (See Note 5.A.). Revenue from grants, entitlements and donations is recognized in the year in which all eligibility requirements have been satisfied. Eligibility requirements include timing requirements, which specify the year when the resources are required to be used or the year when use is first permitted, matching requirements, in which the City must provide local resources to be used for a specified purpose, and expenditure requirements, in which the resources are provided to the City on a reimbursement basis. On a modified accrual basis, revenue from nonexchange transactions must also be available before it can be recognized.

Under the modified accrual basis, the following revenue sources are considered to be both measurable and available at year end: income tax, State-levied locally shared taxes (including gasoline tax, local government funds and permissive tax), fines and forfeitures and licenses and permits and fees.

***Deferred Outflows of Resources and Deferred Inflows of Resources*** - In addition to assets, the government-wide statement of net position will report a separate section for deferred outflows of resources. Deferred outflows of resources, represents a consumption of net assets that applies to a future period and will not be recognized as an outflow of resources (expense/expenditure) until then. For the City, see Notes 12 and 13 for deferred outflows of resources related to the City's net pension liability and net OPEB liability, respectively.

In addition to liabilities, both the government-wide statement of net position and the governmental fund financial statements report a separate section for deferred inflows of resources. Deferred inflows of resources represent an acquisition of net assets that applies to a future period and will not be recognized as an inflow of resources (revenue) until that time. For the City, deferred inflows of resources include property taxes and unavailable revenue. Property taxes represent amounts for which there is an enforceable legal claim as of December 31, 2021, but which were levied to finance 2022 operations. These amounts have been recorded as a deferred inflow of resources on both the government-wide statement of net position and the governmental fund financial statements. Unavailable revenue is reported only on the governmental funds balance sheet and represents receivables which will not be collected within the available period. For the City, unavailable revenue includes, but is not limited to, income taxes, delinquent property taxes and intergovernmental grants. These amounts are deferred and recognized as an inflow of resources in the period the amounts become available.

For the City, see Notes 12 and 13 for deferred inflows of resources related to the City's net pension liability and net OPEB liability, respectively. This deferred inflow of resources is only reported on the government-wide statement of net position.

**CITY OF STEUBENVILLE, OHIO**

NOTES TO THE BASIC FINANCIAL STATEMENTS  
FOR THE YEAR ENDED DECEMBER 31, 2021

**NOTE 2 - SUMMARY OF SIGNIFICANT ACCOUNTING POLICIES - (Continued)**

*Expenses/Expenditures* - On the accrual basis of accounting, expenses are recognized at the time they are incurred.

The measurement focus of governmental fund accounting is on decreases in net financial resources (expenditures) rather than expenses. Expenditures are generally recognized in the accounting period in which the related fund liability is incurred, if measurable. Allocations of cost, such as depreciation and amortization, are not recognized in governmental funds.

**F. Budgetary Data**

The budgetary process is prescribed by provisions of the Ohio Revised Code and entails the preparation of budgetary documents within an established timetable. The major documents prepared are the tax budget, the certificate of estimated resources and the appropriations resolution, all of which are prepared on the budgetary basis of accounting. The certificate of estimated resources and the appropriations ordinance are subject to amendment throughout the year with the legal restriction that appropriations cannot exceed estimated resources, as certified. The legal level of budgetary control is by office, department, and division, and within each, appropriated for personal services. Budgetary modifications may only be made by resolution of the City Council at the legal level of budgetary control.

*Tax Budget* - During the first Council meeting in July, the Finance Director presents the annual operating budget for the following year to City Council for consideration and passage. The adopted budget is submitted to the County Auditor, as Secretary of the County Budget Commission, by July 20 of each year, for the period January 1 to December 31 of the following year.

*Estimated Resources* - The County Budget Commission determines if the budget substantiates a need to levy all or part of previously authorized taxes and reviews estimated revenue. The Commission certifies its actions to the City by September 1. As part of this certification, the City receives the official certificate of estimated resources, which states the projected revenue of each fund. On or before December 31, the City must revise its budget so that the total contemplated expenditures from any fund during the ensuing fiscal year will not exceed the amount available as stated in the certificate of estimated resources. The revised budget then serves as the basis for the annual appropriations measure. On or about January 1, the certificate of estimated resources is amended to include unencumbered cash balances at December 31 of the preceding year.

The certificate of estimated resources may be amended during the year if projected increases or decreases in revenue are identified by the Finance Director. The amounts reported as the original budgeted amounts on the budgetary statements reflect the amounts on the certificate of estimated resources when the original appropriations were adopted. The amounts reported as the final budgeted amounts on the budgetary statements reflect the amounts on the amended certificate of estimated resources at the time final appropriations were adopted.

*Appropriations* - A temporary appropriation ordinance to control expenditures may be passed on or about January 1 of each year for the period January 1 to March 31. An annual appropriation ordinance must be passed by April 1 of each year for the period January 1 to December 31. The appropriation ordinance fixes spending authority at the legal level of budgetary control. The appropriation ordinance may be amended during the year as new information becomes available, provided that total fund appropriations do not exceed current estimated resources, as certified. The amounts reported as the original budgeted amounts reflect the first appropriation resolution for the fund that covers the entire year, including amounts automatically carried forward from prior years. The amounts reported as the final budgeted amounts represent the final appropriation amounts passed by Council during the year.

*Lapsing of Appropriations* - At the close of each year, the unencumbered balance of each appropriation reverts to the respective fund from which it was appropriated and becomes subject to future appropriations. Encumbrances are carried forward and are not re-appropriated as part of the subsequent year appropriations.

**CITY OF STEUBENVILLE, OHIO**

NOTES TO THE BASIC FINANCIAL STATEMENTS  
FOR THE YEAR ENDED DECEMBER 31, 2021

**NOTE 2 - SUMMARY OF SIGNIFICANT ACCOUNTING POLICIES - (Continued)**

**G. Cash and Cash Equivalents**

To improve cash management, cash received by the City is pooled. Monies for all funds are maintained in this pool. Individual fund integrity is maintained through the City's records. Each fund's interest in the pool is presented as "equity in pooled cash and cash equivalents" on the financial statements.

Under existing Ohio statutes all investment earnings are assigned to the general fund unless statutorily required to be credited to a specific fund. During 2021, interest revenue credited to the general fund amounted to \$1,380, which includes \$938 assigned from other City funds.

For purpose of the statement of cash flows and for presentation on the statement of net position, investments of the cash management pool and investments with original maturities of three months or less at the time they are purchased by the City are considered to be cash equivalents. Investments with an initial maturity of more than three months are reported as investments, to the extent that the investment was purchased from a specific fund.

The City has segregated bank accounts for Municipal Court monies held separate from the City's central bank account. These interest bearing depository accounts are presented on the financial statements as "cash in segregated accounts" since they are not required to be deposited into the City treasury.

An analysis of the City's depository accounts at year-end is provided in Note 4.

**H. Inventories of Materials and Supplies**

On government-wide and fund financial statements, purchased inventories are presented at cost. Inventories are recorded on a first-in, first-out basis and are expensed when used. Inventories are accounted for using the consumption method.

On the fund financial statements, reported material and supplies inventory is equally offset as a component of nonspendable fund balance in the governmental funds which indicates that it does not constitute available spendable resources even though it is a component of net current assets.

Inventory consists of expendable supplies held for consumption.

**I. Capital Assets**

General capital assets are those assets not specifically related to activities reported in the proprietary funds. These assets generally result from expenditures in the governmental funds. These assets are reported in the governmental activities column of the government-wide statement of net position, but are not reported in the fund financial statements. Capital assets utilized by the proprietary funds are reported both in the business-type activities column of the government-wide statement of net position and in the respective funds.

All capital assets are capitalized at cost (or estimated historical cost) and updated for additions and retirements during the year. Donated capital assets are recorded at their acquisition values as of the date received. The City maintains a capitalization threshold of \$5,000. The City's infrastructure consists of streets, irrigation systems, traffic lights, and water and sewer lines. Improvements are capitalized; the costs of normal maintenance and repairs that do not add to the value of the asset or materially extend an asset's life are not. Interest incurred during the construction of capital assets is also capitalized for business-type activities.



**CITY OF STEUBENVILLE, OHIO**

NOTES TO THE BASIC FINANCIAL STATEMENTS  
FOR THE YEAR ENDED DECEMBER 31, 2021

**NOTE 2 - SUMMARY OF SIGNIFICANT ACCOUNTING POLICIES - (Continued)**

All reported capital assets are depreciated except for land and construction in progress. Improvements are depreciated over the remaining useful lives of the related capital assets. Useful lives for infrastructure were estimated based on the City's historical records of necessary improvements and replacement. Depreciation is computed using the straight-line method over the following useful lives:

<u>Description</u>	<u>Governmental Activities Estimated Lives</u>	<u>Business-type Activities Estimated Lives</u>
Improvements	10 - 15 years	10 - 15 years
Buildings	50 years	50 years
Equipment	10 - 20 years	10 - 20 years
Vehicles	5 - 20 years	5 - 20 years
Infrastructure:		
Sewer and water lines	N/A	50 years
Roads, traffic lights	10 - 65 years	10 - 65 years

**J. Compensated Absences**

Compensated absences of the City consist of sick leave to the extent that payment to the employee for these absences is attributable to services already rendered and are not contingent on a specific event that is outside the control of the City and the employee. Vacation earned in the current year must be used by December 31 of the following year.

In conformity with GASB Statement No. 16, "Accounting for Compensated Absences", vacation benefits are accrued as a liability as the benefits are earned if the employees' rights to receive compensation are attributable to services already rendered and it is probable that the City will compensate the employees for the benefits through paid time off or some other means. Sick leave benefits are accrued as a liability using the vesting method. The liability is based on the sick leave accumulated at December 31 by those employees who are currently eligible to receive termination (severance) payments and by those employees for whom it is probable they will become eligible to receive termination (severance) benefits in the future.

The total liability for sick leave payments has been calculated using pay rates in effect at the financial statement date, and reduced to the maximum payment allowed by labor contract and/or statute, plus applicable additional salary related payments. City employees are granted sick leave in varying amounts. In the event of termination, an employee is reimbursed for accumulated sick leave at various rates.

The entire compensated absence liability is reported on the government-wide financial statements.

On governmental fund financial statements, compensated absences are recognized as liabilities and expenditures to the extent payments come due each period upon the occurrence of employee resignations and retirements. These amounts are recorded in the account "matured compensated absences payable" in the fund from which the employees who have accumulated leave are paid. The noncurrent portion of the liability is not reported. At December 31, 2021, the City had no matured compensated absences payable. For proprietary funds, the entire amount of compensated absences is reported as a fund liability.

**K. Prepaid Items**

Prepayments made to vendors for services that will benefit future periods beyond December 31, 2021 are recorded as prepaid items using the consumption method by recording a current asset for the prepaid amount and reflecting the expenditure/expense in the year in which it was consumed.

CITY OF STEUBENVILLE, OHIO

NOTES TO THE BASIC FINANCIAL STATEMENTS  
FOR THE YEAR ENDED DECEMBER 31, 2021

NOTE 2 - SUMMARY OF SIGNIFICANT ACCOUNTING POLICIES - (Continued)

**L. Accrued Liabilities and Long-Term Obligations**

All payables, accrued liabilities and long-term obligations are reported in the government-wide financial statements, and all payables, accrued liabilities and long-term obligations payable from proprietary funds are reported on the proprietary fund financial statements.

In general, governmental fund payables and accrued liabilities that, once incurred, are paid in a timely manner and in full from current financial resources are reported as obligations of the funds. However, claims and judgments and compensated absences that will be paid from governmental funds are reported as a liability in the fund financial statements only to the extent that they are due for payment during the current year. Net pension/OPEB liability should be recognized in the governmental funds to the extent that benefit payments are due and payable and the pension/OPEB plan's fiduciary net position is not sufficient for payment of those benefits.

**M. Fund Balance**

Fund balance is divided into five classifications based primarily on the extent to which the City is bound to observe constraints imposed upon the use of the resources in the governmental funds. The classifications are as follows:

*Nonspendable* - The nonspendable fund balance classification includes amounts that cannot be spent because they are not in spendable form or legally required to be maintained intact. The "not in spendable form" criterion includes items that are not expected to be converted to cash.

*Restricted* - Fund balance is reported as restricted when constraints are placed on the use of resources that are either externally imposed by creditors (such as through debt covenants), grantors, contributors, or laws or regulations of other governments, or imposed by law through constitutional provisions or enabling legislation.

*Committed* - The committed fund balance classification includes amounts that can be used only for the specific purposes imposed by a formal action (ordinance) of City Council (the highest level of decision making authority). Those committed amounts cannot be used for any other purpose unless City Council removes or changes the specified use by taking the same type of action (ordinance) it employed to previously commit those amounts. Committed fund balance also incorporates contractual obligations to the extent that existing resources in the fund have been specifically committed for use in satisfying those contractual requirements.

*Assigned* - Amounts in the assigned fund balance classification are intended to be used by the City for specific purposes but do not meet the criteria to be classified as restricted nor committed. In governmental funds other than the general fund, assigned fund balance represents the remaining amount that is not restricted or committed. In the general fund, assigned amounts represent intended uses established by Ordinance of City Council, which includes giving the Finance Director the authority to constrain monies for intended purposes.

*Unassigned* - Unassigned fund balance is the residual classification for the general fund and includes all spendable amounts not contained in the other classifications. In other governmental funds, the unassigned classification is only used to report a deficit fund balance resulting from overspending for specific purposes for which amounts had been restricted, committed, or assigned.

The City applies restricted resources first when expenditures are incurred for purposes for which restricted and unrestricted (committed, assigned, and unassigned) fund balance is available. Similarly, within unrestricted fund balance, committed amounts are reduced first followed by assigned, and then unassigned amounts when expenditures are incurred for purposes for which amounts in any of the unrestricted fund balance classifications could be used.

## CITY OF STEUBENVILLE, OHIO

### NOTES TO THE BASIC FINANCIAL STATEMENTS FOR THE YEAR ENDED DECEMBER 31, 2021

#### NOTE 2 - SUMMARY OF SIGNIFICANT ACCOUNTING POLICIES - (Continued)

##### **N. Extraordinary and Special Items**

Extraordinary items are transactions or events that are both unusual in nature and infrequent in occurrence. Special items are transactions or events that are within the control of Council and that are either unusual in nature or infrequent in occurrence. The City had no extraordinary or special items during 2021.

##### **O. Estimates**

The preparation of the financial statements in conformity with GAAP requires management to make estimates and assumptions that affect the amounts reported in the financial statements and accompanying notes. Actual results may differ from those estimates.

##### **P. Interfund Activity**

Transfers between governmental and business-type activities on the governmental-wide statements are reported in the same manner as general revenues.

Exchange transactions between funds are reported as revenues in the seller funds and as expenditures/expenses in the purchaser funds. Flows of cash or goods from one fund to another without a requirement for repayment are reported as interfund transfers. Interfund transfers are reported as other financing sources/uses in governmental funds and after non-operating revenues/expense in proprietary funds. Repayments from funds responsible for particular expenditures/expenses to the funds that initially paid for them are not presented on the financial statements. The City had no interfund activity during 2021.

##### **Q. Net Position**

Net position represents the difference between assets and deferred outflows and liabilities and deferred inflows. The net position component "net investment in capital assets," consists of capital assets, net of accumulated depreciation, reduced by the outstanding balances of any borrowing used for the acquisition, construction or improvement of those assets. Deferred outflows of resources and deferred inflows of resources that are attributable to the acquisition, construction or improvement of those assets or related debt also should be included in this component of net position. Net position is reported as restricted when there are limitations imposed on its use either through the enabling legislation adopted by the City or through external restrictions imposed by creditors, grantors or laws or regulations of other governments. Restricted net position for other purposes consists primarily of monies restricted for special assessments and mentoring programs.

The City applies restricted resources first when an expense is incurred for purposes for which both restricted and unrestricted net position is available.

##### **R. Operating Revenues and Expenses**

Operating revenues are those revenues that are generated directly from the primary activity of the proprietary funds. For the City, these revenues are charges for services for the water, sewer and refuse enterprise funds and charges for services to other departments for the self-insurance internal service fund. Operating expenses are necessary costs incurred to provide the good or service that are the primary activity of the fund. All revenues and expenses not meeting these descriptions are reported as nonoperating revenues and expenses.

##### **S. Unamortized Bond Premiums**

Bond premiums are amortized over the term of the bonds using the straight-line method. Bond premiums are presented as an addition to the face amount of the bonds.

On the fund financial statements, bond premiums are recognized in the current period. The reconciliation between the bond's face value and the amount reported on the statement of net position is presented in Note 10.

## CITY OF STEUBENVILLE, OHIO

### NOTES TO THE BASIC FINANCIAL STATEMENTS FOR THE YEAR ENDED DECEMBER 31, 2021

#### NOTE 2 - SUMMARY OF SIGNIFICANT ACCOUNTING POLICIES - (Continued)

##### **T. Interfund Balances**

On fund financial statements, receivables and payables resulting from short-term interfund loans are classified as “interfund loans receivable/payable”. Receivables and payables for services provided by one fund to another fund are classified as “due to/from other funds.” These amounts are eliminated in the governmental and business-type activities columns of the statement of net position, except for any net residual amounts due between governmental and business-type activities, which are presented as internal balances. The City had no interfund balances at December 31, 2021.

##### **U. Restricted Assets**

Assets are reported as restricted when limitations on their use change the nature or normal understanding of the availability of the asset. Such constraints are either externally imposed by creditors, contributors, grantors or laws of other governments, or are imposed by law through constitutional provisions or enabling legislation.

Certain resources set aside for the payment of landfill closure and post-closure costs are classified as restricted assets on the financial statements because their use is limited by a legal settlement.

##### **V. Pensions/Other Postemployment Benefits (OPEB)**

For purposes of measuring the net pension/OPEB liability/asset, deferred outflows of resources and deferred inflows of resources related pensions/OPEB, and pension/OPEB expense, information about the fiduciary net position of the pension/OPEB plans and additions to/deductions from their fiduciary net position have been determined on the same basis as they are reported by the pension/OPEB plan. For this purpose, benefit payments (including refunds of employee contributions) are recognized when due and payable in accordance with the benefit terms. The pension/OPEB plans report investments at fair value.

##### **W. Contributions of Capital**

Contributions of capital in proprietary fund financial statements arise from outside contributions of capital assets or from grants or outside contributions of resources restricted to capital acquisition and construction and from contributions from governmental funds. During 2021, the water fund received \$356,618 in contributions of capital and the sewer fund received \$36,659 in capital contributions from governmental funds.

##### **X. Fair Value Measurements**

The City categorizes its fair value measurements within the fair value hierarchy established by generally accepted accounting principles. The hierarchy is based on the valuation inputs used to measure the fair value of the asset. Level 1 inputs are quoted prices in active markets for identical assets; Level 2 inputs are significant other observable inputs; Level 3 inputs are significant unobservable inputs.

## CITY OF STEUBENVILLE, OHIO

### NOTES TO THE BASIC FINANCIAL STATEMENTS FOR THE YEAR ENDED DECEMBER 31, 2021

#### NOTE 3 - ACCOUNTABILITY AND COMPLIANCE

##### A. Change in Accounting Principles

For 2021, the City has implemented GASB Statement No. 89, "Accounting for Interest Cost Incurred before the End of a Construction Period," and GASB Statement No. 98, "The Annual Comprehensive Financial Report."

GASB Statement No. 89 establishes accounting requirements for interest cost incurred before the end of a construction period. GASB Statement No. 89 requires that interest cost incurred before the end of a construction period be recognized as an expense in the period in which the cost is incurred for financial statements prepared using the economic resources measurement focus. GASB Statement No. 89 also reiterates that financial statements prepared using the current financial resources measurement focus, interest cost incurred before the end of a construction period should be recognized as an expenditure on a basis consistent with governmental fund accounting principles. The implementation of GASB Statement No. 89 did not have an effect on the financial statements of the City.

GASB Statement No. 98 establishes the term *annual comprehensive financial report* and its acronym *ACFR*. That new term and acronym replace instances of *comprehensive annual financial report* and its acronym in general accepted accounting principles for state and local governments. The implementation of GASB Statement No. 98 did not have an effect on the financial statements of the City.

For 2021, the City has applied GASB Statement No. 95, "Postponement of the Effective Dates of Certain Authoritative Guidance" to GASB Statement Nos. 91, 92 and 93, which were originally due to be implemented in 2021 and to GASB Statement No. 87, which was originally due to be implemented in 2020. GASB Statement No. 95 provides temporary relief to governments and other stakeholders in light of the COVID-19 pandemic. This objective is accomplished by postponing the effective dates of certain provisions in Statements and Implementation Guides that first became effective or are scheduled to become effective for periods beginning after June 15, 2018, and later.

The following pronouncements are postponed by one year and the City has elected delaying implementation until the fiscal year ended December 31, 2022:

- Statement No. 91, *Conduit Debt Obligations*
- Statement No. 92, *Omnibus 2020*
- Statement No. 93, *Replacement of Interbank Offered Rates*

The following pronouncements are postponed by eighteen months and the City has elected delaying implementation until the fiscal year ended December 31, 2022:

- Statement No. 87, *Leases*
- Implementation Guide No. 2019-3, *Leases*

CITY OF STEUBENVILLE, OHIO

NOTES TO THE BASIC FINANCIAL STATEMENTS  
FOR THE YEAR ENDED DECEMBER 31, 2021

**NOTE 3 - ACCOUNTABILITY AND COMPLIANCE - (Continued)**

**B. Deficit Fund Balances**

Fund balances at December 31, 2021 included the following individual fund deficits:

<u>Nonmajor governmental funds</u>	<u>Deficit</u>
CDBG CARES Act	\$ 31,231
General capital improvement	111,879

The general fund is liable for any deficit in these funds and provides transfers when cash is required, not when accruals occur. The deficit fund balances resulted from adjustments for accrued liabilities.

**NOTE 4 - DEPOSITS**

State statutes classify monies held by the City into three categories.

Active deposits are public deposits necessary to meet current demands on the treasury. Such monies must be maintained either as cash in the City treasury, in commercial accounts payable or withdrawable on demand, including negotiable order of withdrawal (NOW) accounts, or in money market deposit accounts.

Inactive deposits are public deposits that the City Council has identified as not required for use within the current five-year period of designation of depositories. Inactive deposits must either be evidenced by certificates of deposit maturing not later than the end of the current period of designation of depositories, or by savings or deposit accounts including, but not limited to, passbook accounts.

Interim deposits are deposits of interim monies. Interim monies are those monies which are not needed for immediate use, but which will be needed before the end of the current period of designation of depositories.

Interim deposits must be evidenced by time certificates of deposit maturing not more than one year from the date of deposit or by savings or deposit accounts including passbook accounts.

Interim monies may be deposited or invested in the following securities:

1. United States Treasury Notes, Bills, Bonds, or any other obligation or security issued by the United States Treasury or any other obligation guaranteed as to principal and interest by the United States;
2. Bonds, notes, debentures, or any other obligations or securities issued by any federal government agency or instrumentality, including, but not limited to, the Federal National Mortgage Association, Federal Home Loan Bank, Federal Farm Credit Bank, Federal Home Loan Mortgage Corporation, and Government National Mortgage Association. All federal agency securities shall be direct issuances of federal government agencies or instrumentalities;
3. Written repurchase agreements in the securities listed above provided that the market value of the securities subject to the repurchase agreement must exceed the principal value of the agreement by at least two percent and be marked to market daily, and that the term of the agreement must not exceed thirty days;
4. Bonds and other obligations of the State of Ohio, and with certain limitations including a requirement for maturity within ten years from the date of settlement, bonds and other obligations of political subdivisions of the State of Ohio, if training requirements have been met;
5. Time certificates of deposit or savings or deposit accounts including, but not limited to, passbook accounts;

**CITY OF STEUBENVILLE, OHIO**

**NOTES TO THE BASIC FINANCIAL STATEMENTS  
FOR THE YEAR ENDED DECEMBER 31, 2021**

**NOTE 4 - DEPOSITS - (Continued)**

6. No-load money market mutual funds consisting exclusively of obligations described in items (1) or (2) above and repurchase agreements secured by such obligations, provided that investments in securities described in this division are made only through eligible institutions;
7. The State Treasurer's investment pool, the State Treasury Asset Reserve of Ohio (STAR Ohio); and,
8. Certain bankers' acceptances (for a period not to exceed one hundred eighty days) and commercial paper notes (for a period not to exceed two hundred seventy days) in an amount not to exceed 40 percent of the interim monies available for investment at any one time if training requirements have been met.

The City may also invest any monies not required to be used for a period of six months or more in the following:

1. Bonds of the State of Ohio;
2. Bonds of any municipal corporation, village, county, township, or other political subdivision of this State, as to which there is no default of principal interest, or coupons; and,
3. Obligations of the City.

Protection of the deposits is provided by the Federal Deposit Insurance Corporation (FDIC), by eligible securities pledged by the financial institution as security for repayment, or by the financial institutions participation in the Ohio Pooled Collateral System (OPCS), a collateral pool of eligible securities deposited with a qualified trustee and pledged to the Treasurer of State to secure the repayment of all public monies deposited in the financial institution.

Investments in stripped principal or interest obligations, reverse repurchase agreements and derivatives are prohibited. The issuance of taxable notes for the purpose of arbitrage, the use of leverage and short selling are also prohibited. Excepted as noted above, an investment must mature within five years from the date of purchase unless matched to a specific obligation or debt of the City, and must be purchased with the expectation that it will be held to maturity. Investments may only be made through specified dealers and institutions. Payment for investments may be made only upon delivery of the securities representing the investments to the Finance Director or, if the securities are not represented by a certificate, upon receipt of confirmation of transfer from the custodian.

**A. Cash in Segregated Accounts**

At year end, the City had \$7,508 deposited with a financial institution for monies related to the Municipal Court which is reported as a custodial fund. The entire balance is covered by the FDIC. The amount is not included in the City's depository balance below.

**B. Cash with Fiscal Agent**

At year end, the City had \$957,749 deposited with a financial institution for monies related to the Ohio Environmental Protection Agency (OPEA) trust agreement regarding the City's landfill. The amount is not included in the City's depository balance below.

**C. Deposits with Financial Institutions**

At December 31, 2021, the carrying amount of all City deposits was \$34,309,366 and the bank balance of all City deposits was \$33,910,209. Of the bank balance, \$15,848,611 was covered by the FDIC and \$18,061,598 was covered by the Ohio Pooled Collateral System (OPCS).

**CITY OF STEUBENVILLE, OHIO**

NOTES TO THE BASIC FINANCIAL STATEMENTS  
FOR THE YEAR ENDED DECEMBER 31, 2021

**NOTE 4 - DEPOSITS - (Continued)**

Custodial credit risk is the risk that, in the event of bank failure, the City will not be able to recover deposits or collateral securities that are in the possession of an outside party. The City has no deposit policy for custodial credit risk beyond the requirements of State statute. Ohio law requires that deposits either be insured or protected by (1) eligible securities pledged to the City's and deposited with a qualified trustee by the financial institution as security for repayment whose market value at all times shall be at least 105 percent of the deposits being secured, or (2) participation in the OPCS, a collateral pool of eligible securities deposited with a qualified trustee and pledged to the Treasurer of State to secure the repayment of all public monies deposited in the financial institution. OPCS requires the total market value of the securities pledged to be 102 percent of the deposits being secured or a rate set by the Treasurer of State. For 2021, the City's financial institutions were approved for a reduced collateral rate of 50 percent through the OPCS. Although all statutory requirements for the deposit of money had been followed, noncompliance with Federal requirements could potentially subject the City to a successful claim by the FDIC.

**D. Reconciliation of Cash and Cash Equivalents to the Statement of Net Position**

The following is a reconciliation of cash as reported in the note above to cash as reported on the statement of net position as of December 31, 2021:

<u>Cash and cash equivalents per note</u>	
Carrying amount of deposits	\$ 34,309,366
Cash in segregated accounts	7,508
Cash with fiscal agent	<u>957,749</u>
Total	<u>\$ 35,274,623</u>
 <u>Cash and cash equivalents per statement of net position</u>	
Governmental activities	\$ 20,272,237
Business type activities	14,994,878
Custodial funds	<u>7,508</u>
Total	<u>\$ 35,274,623</u>

**NOTE 5 - TAXES**

**A. Property Taxes**

Property taxes include amounts levied against all real and public utility property located in the City. Taxes collected from real property taxes (other than public utility) in one calendar year are levied in the preceding calendar year on the assessed value as of January 1 of that preceding year, the lien date. Assessed values are established by the County Auditor at 35 percent of appraised market value. All property is required to be revaluated every six years. Real property taxes are payable annually or semi-annually. If paid annually, payment is due December 31; if paid semi-annually, the first payment is due December 31, with the remainder payable by June 20. Under certain circumstances, State statute permits later payment dates to be established.

Public utility real and tangible personal property taxes collected in one calendar year are levied in the preceding calendar year on assessed values determined as of December 31 of the second year preceding the tax collection year, the lien date. Public utility tangible personal property is assessed at varying percentages of true value; public utility real property is assessed at 35 percent of true value. 2021 public utility property taxes became a lien December 31, 2020, are levied after October 1, 2021, and are collected in 2022 with real property taxes. Public utility property taxes are payable on the same dates as real property taxes described previously.



CITY OF STEUBENVILLE, OHIO

NOTES TO THE BASIC FINANCIAL STATEMENTS  
FOR THE YEAR ENDED DECEMBER 31, 2021

**NOTE 5 - TAXES - (Continued)**

The County Treasurer collects property taxes on behalf of all taxing districts in the County, including the City of Steubenville. The County Auditor periodically remits to the City its portion of the taxes collected. Property taxes receivable represents real property taxes, public utility taxes, delinquent tangible personal property taxes and other outstanding delinquencies which are measurable as of December 31, 2021 and for which there is an enforceable legal claim. In the governmental funds, the current portion receivable has been offset by a deferred inflow since the current taxes were not levied to finance 2021 operations and the collection of delinquent taxes has been offset by deferred inflow since the collection of the taxes during the available period is not subject to reasonable estimation. On a full accrual basis, collectible delinquent property taxes have been recorded as a receivable and revenue while on a modified accrual basis the revenue is a deferred inflow.

The full tax rate for all City operations for the year ended December 31, 2021 was \$8.20 per \$1,000 of assessed value. The assessed values of real and public utility property upon which 2021 property tax receipts were based are as follows:

<u>Real property</u>	
Residential/agricultural	\$ 155,602,810
Commercial/industrial/mineral	71,658,660
<u>Public utility</u>	
Real	47,130
Personal	<u>27,911,280</u>
Total assessed value	<u>\$ 255,219,880</u>

**B. Municipal Income Tax**

The City's municipal income tax of 2.0 percent is levied on gross salaries, wages and other personal service compensation earned by residents both in and out of the City and on the earnings of nonresidents (except certain transients) earned in the City. This tax also applies to net income of business organizations within the City. Residents of the City are allowed a credit for all income taxes paid to other municipalities up to 100% of the City's current rate.

Employers within the City are required to withhold income tax on employee earnings and remit the tax to the Regional Income Tax Agency (RITA) at least monthly. Corporations and other individual taxpayers are required to pay their estimated tax at least quarterly and file a final return annually. The income tax is collected by RITA and remitted to the City twice per month.

Municipal income taxes are allocated by City ordinance as follows: 100% of the original one percent of the City income tax is for the general fund; .7% of the second one percent is allocated in various amounts to the general, street improvement, equipment and recreation funds; and .3% of this second one percent is allocated in various amounts to the general and street improvement funds.

CITY OF STEUBENVILLE, OHIO

NOTES TO THE BASIC FINANCIAL STATEMENTS  
FOR THE YEAR ENDED DECEMBER 31, 2021

**NOTE 6 - RECEIVABLES**

Receivables at December 31, 2021 consisted of taxes, accounts (billings for user charged services), intergovernmental receivables arising from grants, entitlements, royalties and special assessments. Receivables have been recorded to the extent that they are measurable at December 31, 2021.

A summary of the items of receivables reported on the statement of net position follows:

**Governmental activities:**

Income taxes	\$ 2,282,760
Property and other taxes	1,767,288
Accounts	367,079
Special assessments	151,046
Due from other governments	2,475,091

**Business-type activities:**

Accounts	1,145,494
Royalties	56,875

Receivables have been disaggregated on the face of the financial statements. All receivables are expected to be collected within the subsequent year, with the exception of special assessments which will be collected over the life of the assessment.

THIS SPACE INTENTIONALLY LEFT BLANK

**CITY OF STEUBENVILLE, OHIO**

NOTES TO THE BASIC FINANCIAL STATEMENTS  
FOR THE YEAR ENDED DECEMBER 31, 2021

**NOTE 7 - CAPITAL ASSETS**

Capital asset activity for the year ended December 31, 2021, was as follows:

<b><u>Governmental activities:</u></b>	<u>Balance</u> <u>12/31/20</u>	<u>Additions</u>	<u>Disposals</u>	<u>Balance</u> <u>12/31/21</u>
<i>Capital assets, not being depreciated:</i>				
Land	\$ 843,186	\$ 130,360	\$ -	\$ 973,546
Construction in progress	<u>443,228</u>	<u>1,313,410</u>	<u>-</u>	<u>1,756,638</u>
Total capital assets, not being depreciated	<u>1,286,414</u>	<u>1,443,770</u>	<u>-</u>	<u>2,730,184</u>
<i>Capital assets, being depreciated:</i>				
Buildings	7,926,176	131,593	-	8,057,769
Improvements	7,363,772	178,397	(11,776)	7,530,393
Equipment	2,460,841	182,881	(24,995)	2,618,727
Vehicles	5,614,343	330,469	(432,567)	5,512,245
Infrastructure	<u>62,674,794</u>	<u>885,616</u>	<u>-</u>	<u>63,560,410</u>
Total capital assets, being depreciated	<u>86,039,926</u>	<u>1,708,956</u>	<u>(469,338)</u>	<u>87,279,544</u>
<i>Less: accumulated depreciation:</i>				
Buildings	(2,941,443)	(153,605)	-	(3,095,048)
Improvements	(4,252,442)	(315,515)	9,714	(4,558,243)
Equipment	(1,862,880)	(141,486)	24,995	(1,979,371)
Vehicles	(4,323,273)	(430,567)	423,928	(4,329,912)
Infrastructure	<u>(37,274,806)</u>	<u>(2,092,852)</u>	<u>-</u>	<u>(39,367,658)</u>
Total accumulated depreciation	<u>(50,654,844)</u>	<u>(3,134,025)</u>	<u>458,637</u>	<u>(53,330,232)</u>
Total capital assets, being depreciated, net	<u>35,385,082</u>	<u>(1,425,069)</u>	<u>(10,701)</u>	<u>33,949,312</u>
Governmental activities capital assets, net	<u>\$ 36,671,496</u>	<u>\$ 18,701</u>	<u>\$ (10,701)</u>	<u>\$ 36,679,496</u>

**CITY OF STEUBENVILLE, OHIO**

NOTES TO THE BASIC FINANCIAL STATEMENTS  
FOR THE YEAR ENDED DECEMBER 31, 2021

**NOTE 7 - CAPITAL ASSETS - (Continued)**

	<u>Balance</u>				<u>Balance</u>
	<u>12/31/20</u>	<u>Additions</u>	<u>Disposals</u>		<u>12/31/21</u>
<b><u>Business-type activities:</u></b>					
<i>Capital assets, not being depreciated:</i>					
Land	\$ 66,000	\$ -	\$ -		\$ 66,000
Construction in progress	<u>5,347,895</u>	<u>2,070,191</u>	<u>-</u>		<u>7,418,086</u>
Total capital assets, not being depreciated	<u>5,413,895</u>	<u>2,070,191</u>	<u>-</u>		<u>7,484,086</u>
<i>Capital assets, being depreciated:</i>					
Buildings	37,898,452	-	-		37,898,452
Improvements	5,319,672	134,264	-		5,453,936
Equipment	3,113,344	317,372	(12,000)		3,418,716
Vehicles	4,558,268	116,015	-		4,674,283
Infrastructure	<u>36,390,266</u>	<u>129,802</u>	<u>-</u>		<u>36,520,068</u>
Total capital assets, being depreciated	<u>87,280,002</u>	<u>697,453</u>	<u>(12,000)</u>		<u>87,965,455</u>
<i>Less: accumulated depreciation:</i>					
Buildings	(13,956,757)	(717,295)	-		(14,674,052)
Improvements	(904,408)	(119,728)	-		(1,024,136)
Equipment	(1,361,062)	(209,296)	12,000		(1,558,358)
Vehicles	(2,908,279)	(457,951)	-		(3,366,230)
Infrastructure	<u>(9,312,947)</u>	<u>(844,310)</u>	<u>-</u>		<u>(10,157,257)</u>
Total accumulated depreciation	<u>(28,443,453)</u>	<u>(2,348,580)</u>	<u>12,000</u>		<u>(30,780,033)</u>
Total capital assets, being depreciated, net	<u>58,836,549</u>	<u>(1,651,127)</u>	<u>-</u>		<u>57,185,422</u>
Business-type activities capital assets, net	<u>\$ 64,250,444</u>	<u>\$ 419,064</u>	<u>\$ -</u>		<u>\$ 64,669,508</u>

Depreciation expense was charged to functions/programs of the City as follows:

**Governmental activities:**

General government	\$ 184,647
Security of persons and property	339,977
Transportation	2,242,092
Community environment	15,013
Leisure time activity	<u>352,296</u>
Total depreciation expense - governmental activities	<u>\$ 3,134,025</u>

**Business-type activities:**

Water	\$ 1,184,753
Sewer	879,328
Refuse	<u>284,499</u>
Total depreciation expense - business-type activities	<u>\$ 2,348,580</u>

**CITY OF STEUBENVILLE, OHIO**

**NOTES TO THE BASIC FINANCIAL STATEMENTS  
FOR THE YEAR ENDED DECEMBER 31, 2021**

**NOTE 8 - OTHER EMPLOYEE BENEFITS**

**Compensated Absences**

**Vacation** - Employees earn vacation leave at varying rates based upon length of service. Vacation earned in any one year must be used within the following year with no carryover. At time of separation employees are entitled to any earned and unused vacation leave.

**Sick leave** - Sick leave is accrued according to contracts. Members of AFSCME, police and non-union personnel are credited with 120 hours at the beginning of each year and fire department personnel are credited with 168 hours. There is no limit to the amount employees can accumulate during their service time with the City. Upon termination, an employee with less than 10 years is entitled to 25% of accumulated sick hours. An employee with 10 years or more is entitled to 50% of accumulated sick hours. For AFSCME union members and non-union personnel there is a limit of 2,000 hours of accumulated sick hours that can be paid; police and fire personnel have no limit that can be paid.

**NOTE 9 - LEASES**

In the prior years the City entered into capitalized lease agreements for a Vactor truck and excavator. The leases for the Vactor truck and excavator are recorded in the business-type activities. These lease agreements meet the criteria of a capital lease as defined by generally accepted accounting principles, which defines a capital lease generally as one which transfers benefits and risks of ownership to the lessee. These expenditures are reported as function expenditures on the budgetary schedules.

For the Vactor truck, capital assets consisting of vehicles have been capitalized in the statement of net position in the amount of \$429,055. This amount represents the present value of the minimum lease payments at the time of acquisition. Accumulated depreciation as of December 31, 2021 was \$77,468, leaving a current book value of \$351,587. A corresponding liability was recorded in the statement of net position. Principal payments in 2021 totaled \$57,395 paid by the sewer fund.

For the excavator and associated equipment, capital assets consisting of equipment and vehicles have been capitalized in the statement of net position in the amount of \$103,267. This amount represents the present value of the minimum lease payments at the time of acquisition. Accumulated depreciation as of December 31, 2021 was \$36,367, leaving a current book value of \$66,900. A corresponding liability was recorded in the statement of net position. Principal payments on the lease totaled \$15,406 paid by the water fund during 2021. This lease was fully retired during 2021.

THIS SPACE INTENTIONALLY LEFT BLANK

**CITY OF STEUBENVILLE, OHIO**

**NOTES TO THE BASIC FINANCIAL STATEMENTS  
FOR THE YEAR ENDED DECEMBER 31, 2021**

**NOTE 9 - LEASES - (Continued)**

The following is a schedule of the future long-term minimum lease payments required under the capital lease and the present value of the minimum lease payments as of December 31, 2021:

Year Ended <u>December 31,</u>	<u>Business-type Activities</u> <u>Vactor Truck</u> <u>Amount</u>
2022	\$ 65,440
2023	65,440
2024	65,439
2025	65,439
2026	<u>65,439</u>
Total	327,197
Less: amount representing interest	<u>(20,976)</u>
Present value of net minimum lease payments	<u>\$ 306,221</u>

THIS SPACE INTENTIONALLY LEFT BLANK

**CITY OF STEUBENVILLE, OHIO**

NOTES TO THE BASIC FINANCIAL STATEMENTS  
FOR THE YEAR ENDED DECEMBER 31, 2021

**NOTE 10 - LONG-TERM OBLIGATIONS**

A. During 2021, the following changes occurred in the City's governmental activities long-term obligations:

	<u>Interest</u> <u>Rate</u>	<u>Balance</u> <u>12/31/20</u>	<u>Additions</u>	<u>Reductions</u>	<u>Balance</u> <u>12/31/21</u>	<u>Due Within</u> <u>One Year</u>
<b><u>Governmental activities:</u></b>						
<u>Loans:</u>						
Sunset Blvd (ODOT) - direct borrowing	3.00%	\$ 307,701	\$ -	\$ (57,637)	\$ 250,064	\$ 59,526
Total loans		<u>307,701</u>	<u>-</u>	<u>(57,637)</u>	<u>250,064</u>	<u>59,526</u>
<u>General obligation bonds:</u>						
Current interest bonds - series 2010	2%-5%	2,880,000	-	(95,000)	2,785,000	100,000
Current interest bonds - series 2014	1%-4%	880,000	-	(25,000)	855,000	25,000
Total general obligation bonds		<u>3,760,000</u>	<u>-</u>	<u>(120,000)</u>	<u>3,640,000</u>	<u>125,000</u>
<u>Other long-term liabilities:</u>						
Police and fire pension liability		1,379,673	-	(70,838)	1,308,835	73,882
Net pension liability		16,860,405	-	(1,353,070)	15,507,335	-
Net OPEB liability		4,479,605	70,665	(2,559,786)	1,990,484	-
Compensated absences		<u>1,234,095</u>	<u>102,507</u>	<u>(74,827)</u>	<u>1,261,775</u>	<u>87,031</u>
Total other long-term liabilities		<u>23,953,778</u>	<u>173,172</u>	<u>(4,058,521)</u>	<u>20,068,429</u>	<u>160,913</u>
Total governmental activities long-term liabilities		<u>\$ 28,021,479</u>	<u>\$ 173,172</u>	<u>\$ (4,236,158)</u>	23,958,493	<u>\$ 345,439</u>
				Unamortized premium on bonds	<u>106,500</u>	
				Total on statement of net position	<u>\$ 24,064,993</u>	

ODOT loan - During 2000, the City obtained a loan through the Ohio Department of Transportation (ODOT) to fund the Sunset Boulevard widening project. This loan bears an interest rate of 3.00% and matures in 2025. The loan is paid from the .7% City income tax - street improvement fund. Payment is derived from income tax levies. This loan is a direct borrowing. The loan contains a provision that in an event of default, outstanding amounts become immediately due if the City is unable to make payment.

Police and fire pension liability - The police and fire pension obligation payable was entered into in 1973 with a total principal amount financed of \$2,574,594. These obligations payable were offered to assist governments throughout the State of Ohio to fund their unfunded pension costs associated with police and fire service. Payments are due in May and November of each year, with the final payment due in May 2035. This obligation is being repaid through the use of local property tax revenues in the general fund.

CITY OF STEUBENVILLE, OHIO

NOTES TO THE BASIC FINANCIAL STATEMENTS  
FOR THE YEAR ENDED DECEMBER 31, 2021

**NOTE 10 - LONG-TERM OBLIGATIONS - (Continued)**

General obligation bonds - series 2010 - On November 17, 2010, the City issued general obligation bonds to retire the municipal building note, which provided funds for construction of a new municipal building. These bonds are general obligations of the City for which the full faith and credit of the City is pledged for repayment. Accordingly, such unmatured obligations of the City are accounted for on the statement of net position. Payments of principal and interest relating to this bond are recorded as expenditures in the general bond retirement fund, a nonmajor governmental fund.

This issue is comprised of both current interest bonds, par value \$3,405,000, and capital appreciation bonds, par value \$92,612. The interest rates on the current interest bonds range from 2.00% to 5.00%.

Interest payments on the current interest bonds are due on June 1 and December 1 of each year. The final maturity stated in the issue is December 1, 2040.

General obligation bonds - series 2014 - On November 25, 2014, the City issued general obligation bonds, which provided funds for demolition of buildings and structures and related clearing and site preparation for urban redevelopment programs. These bonds are general obligations of the City for which the full faith and credit of the City is pledged for repayment. Accordingly, such unmatured obligations of the City are accounted for on the statement of net position. Payments of principal and interest relating to this bond are recorded as expenditures in the general fund.

This issue is comprised of current interest bonds, par value \$1,000,000. The interest rates on the current interest bonds range from 1.00% to 4.00%.

Interest payments on the current interest bonds are due on June 1 and December 1 of each year. The final maturity stated in the issue is December 1, 2044.

The proceeds of the general obligation bonds - series 2014 were not used to purchase capital assets.

Net pension liability and net OPEB liability - See Notes 12 and 13 for details on the City's net pension liability and net OPEB liability, respectively. The net pension and net OPEB liabilities will be paid primarily from the general fund, the .7% City income tax - street improvement fund and the following nonmajor governmental fund: community development fund.

Compensated absences - Compensated absences for governmental activities will be paid from the fund in which the employee who has earned the leave is paid from, which, for the City, is primarily the general fund and .7% City income tax - street improvement fund and the following nonmajor governmental fund: community development fund.

THIS SPACE INTENTIONALLY LEFT BLANK



**CITY OF STEUBENVILLE, OHIO**

NOTES TO THE BASIC FINANCIAL STATEMENTS  
FOR THE YEAR ENDED DECEMBER 31, 2021

**NOTE 10 - LONG-TERM OBLIGATIONS - (Continued)**

**B.** The annual requirements amortize governmental activities long-term obligations outstanding as of December 31, 2021, are as follows:

Year Ended	Current Interest Bonds - series 2010			ODOT Loan - Direct Borrowing		
	Principal	Interest	Total	Principal	Interest	Total
2022	\$ 100,000	\$ 127,894	\$ 227,894	\$ 59,526	\$ 7,647	\$ 67,173
2023	100,000	123,894	223,894	61,477	5,696	67,173
2024	105,000	119,894	224,894	63,491	3,682	67,173
2025	110,000	115,694	225,694	65,570	1,603	67,173
2026	115,000	111,294	226,294	-	-	-
2027 - 2031	650,000	481,412	1,131,412	-	-	-
2032 - 2036	805,000	320,463	1,125,463	-	-	-
2037 - 2040	800,000	102,500	902,500	-	-	-
<b>Totals</b>	<b>\$ 2,785,000</b>	<b>\$ 1,503,045</b>	<b>\$ 4,288,045</b>	<b>\$ 250,064</b>	<b>\$ 18,628</b>	<b>\$ 268,692</b>

Year Ended	Police and Fire Pension Liability			Current Interest Bonds - series 2014		
	Principal	Interest	Total	Principal	Interest	Total
2022	\$ 73,882	\$ 54,849	\$ 128,731	\$ 25,000	\$ 34,200	\$ 59,200
2023	77,054	51,675	128,729	25,000	33,200	58,200
2024	80,364	48,366	128,730	25,000	32,200	57,200
2025	83,815	44,914	128,729	25,000	31,200	56,200
2026	87,416	41,315	128,731	30,000	30,200	60,200
2027 - 2031	496,728	147,119	643,847	155,000	133,000	288,000
2032 - 2036	409,576	35,187	444,763	185,000	99,800	284,800
2037 - 2041	-	-	-	225,000	59,800	284,800
2042 - 2044	-	-	-	160,000	13,000	173,000
<b>Totals</b>	<b>\$ 1,308,835</b>	<b>\$ 423,425</b>	<b>\$ 1,732,260</b>	<b>\$ 855,000</b>	<b>\$ 466,600</b>	<b>\$ 1,321,600</b>

THIS SPACE INTENTIONALLY LEFT BLANK

**CITY OF STEUBENVILLE, OHIO**

NOTES TO THE BASIC FINANCIAL STATEMENTS  
FOR THE YEAR ENDED DECEMBER 31, 2021

**NOTE 10 - LONG-TERM OBLIGATIONS - (Continued)**

C. During 2021, the following changes occurred in the City's business-type activities long-term obligations:

	Interest Rate	Balance 12/31/20	Additions	Reductions	Balance 12/31/21	Due Within One Year
<b><u>Business-type activities:</u></b>						
<b><u>OWDA loans - direct borrowings:</u></b>						
Sewer - OWDA #3868	3.53%	\$ 49,014	\$ -	\$ (19,093)	\$ 29,921	\$ 19,773
Sewer - OWDA #4791	4.11%	8,157,544	-	(313,670)	7,843,874	326,694
Sewer - OWDA #6194	3.45%	3,309,865	-	(140,531)	3,169,334	145,421
Sewer - OWDA #8749	0.00%	390,608	427,119	-	817,727	-
Sewer - OWDA #8976	0.00%	112,566	98,965	(25,200)	186,331	50,400
Sewer - OWDA #9184	0.53%	-	489,352	-	489,352	-
Water - OWDA #3441	3.90%	1,105,337	-	(541,997)	563,340	563,340
Water - OWDA #5093	4.95%	3,252,270	-	(110,799)	3,141,471	116,352
Water - OWDA #3686	3.95%	915,571	-	(248,930)	666,641	258,860
Water - OWDA #4427	3.25%	9,315,659	-	(1,309,247)	8,006,412	1,352,143
Water - OWDA #8356	0.00%	1,057,293	191,524	(43,092)	1,205,725	43,092
Water - OWDA #8573	0.00%	2,023,368	36,189	(79,416)	1,980,141	79,416
Total OWDA loans		<u>29,689,095</u>	<u>1,243,149</u>	<u>(2,831,975)</u>	<u>28,100,269</u>	<u>2,955,491</u>
<b><u>OPWC loans - direct borrowings:</u></b>						
Water - OPWC #CU19S	0.00%	35,057	-	(2,191)	32,866	2,191
Water - OPWC #CN038	0.00%	29,787	-	(14,889)	14,898	14,898
Total OPWC loans		<u>64,844</u>	<u>-</u>	<u>(17,080)</u>	<u>47,764</u>	<u>17,089</u>
<b><u>Revenue bond - direct placement:</u></b>						
Sewer - wastewater utility bond	3.08%	313,000	-	(76,000)	237,000	78,000
Total revenue bonds		<u>313,000</u>	<u>-</u>	<u>(76,000)</u>	<u>237,000</u>	<u>78,000</u>
<b><u>General obligation bonds:</u></b>						
Water refunding bonds	2%-5%	357,750	-	(65,250)	292,500	69,750
Sewer refunding bonds	2%-5%	437,250	-	(79,750)	357,500	85,250
Water various purpose bonds	1%-4%	1,900,000	-	(150,000)	1,750,000	160,000
Sewer various purpose bonds	1%-4%	3,560,000	-	(90,000)	3,470,000	95,000
Total general obligations bonds		<u>6,255,000</u>	<u>-</u>	<u>(385,000)</u>	<u>5,870,000</u>	<u>410,000</u>
<b><u>Other long-term liabilities:</u></b>						
Compensated absences	n/a	184,710	20,175	(13,522)	191,363	9,789
Water - capital lease	n/a	15,406	-	(15,406)	-	-
Sewer - capital lease	n/a	363,616	-	(57,395)	306,221	58,550
Net pension liability	n/a	3,831,324	-	(1,054,317)	2,777,007	-
Net OPEB liability	n/a	2,603,225	-	(2,603,225)	-	-
Landfill closure/postclosure	n/a	2,151,824	293,281	(84,168)	2,360,937	91,000
Total other long-term liabilities		<u>9,150,105</u>	<u>313,456</u>	<u>(3,828,033)</u>	<u>5,635,528</u>	<u>159,339</u>
Total business-type long-term obligations		<u>\$ 45,472,044</u>	<u>\$ 1,556,605</u>	<u>\$ (7,138,088)</u>	39,890,561	<u>\$ 3,619,919</u>
					Unamortized premium on bonds	183,937
					Total on statement of net position	<u>\$ 40,074,498</u>

**CITY OF STEUBENVILLE, OHIO**

NOTES TO THE BASIC FINANCIAL STATEMENTS  
FOR THE YEAR ENDED DECEMBER 31, 2021

**NOTE 10 - LONG-TERM OBLIGATIONS - (Continued)**

OWDA loans - The City has entered into debt financing arrangements through the Ohio Water Development Authority (OWDA) to fund water and sewer projects. The amounts due to the OWDA are payable from water and sewer revenues. The loan agreements function similar to a line-of-credit agreement. At December 31, 2021, the City has outstanding borrowings of \$28,100,269. The loan agreements require semi-annual payments based on the permissible borrowings rather than the actual amount loaned. Future annual debt service principal and interest requirements for the open loans, which have a total balance of \$4,679,276 at December 31, 2021, are not available.

The proceeds of OWDA loans #8356 and #8749 were not used to purchase capital assets and therefore are excluded from the calculation of net investment in capital assets for the water and sewer funds, respectively.

OWDA loans are direct borrowings that have terms negotiated directly between the City and the OWDA and are not offered for public sale. In the event of default, the OWDA may declare the full amount of the then unpaid original loan amount to be immediately due and payable and/or require the City to pay any fines, penalties, interest, or late charges associated with the default.

The City has pledged future water revenues to repay OWDA loans. The loans are payable solely from water fund revenues and are payable through 2051. The total principal and interest remaining to be paid on the closed water OWDA loans is \$14,446,626. Annual principal and interest payments on the loans are expected to require 57.14 percent of net revenues and 35.53 percent of total revenues. Principal and interest paid for the current year were \$2,786,961, total net revenues were \$4,877,158 and total revenues were \$7,843,343.

The City has pledged future sewer revenues to repay OWDA loans. The loans are payable solely from sewer fund revenues and are payable through 2038. The total principal and interest remaining to be paid on the closed sewer OWDA loans is \$15,107,850. Annual principal and interest payments on the loans are expected to require 32.28 percent of net revenues and 16.94 percent of total revenues. Principal and interest paid for the current year were \$936,008, total net revenues were \$2,899,213 and total revenues were \$5,523,895.

OPWC loans - The City received loans from the Ohio Public Works Commission (OPWC) to fund improvements of the water plant. The payments on the loans are made from the water fund in semi-annual payments over 20 years through 2036. During 2021, the City made principal payments of \$17,080 on the water improvement OPWC loans. There is no interest on these loans.

OPWC loans are direct borrowings that have terms negotiated directly between the City and the OPWC and are not offered for public sale. In the event of default, the OPWC may declare the full amount of the then unpaid original loan amount to be immediately due and payable and/or require the City to pay any fines, penalties, interest, or late charges associated with the default.

General obligation bonds - series 2010 - On November 17, 2010, the City issued bonds to retire the 2005 water and sewer bonds. The 2010 bonds are general obligation bonds and are direct obligations of the City for which its full faith, credit and resources are pledged for repayment. The 2010 bond issue is comprised of \$927,000 in water bonds and \$1,133,000 in sewer bonds. The bonds will be retired with user charges in the water and sewer funds. The bonds bear interest rates ranging from 2.00% to 5.00% and mature on December 1, 2025.

General obligation bonds - series 2014 - On November 25, 2014, the City issued bonds to pay for the costs of water and sewer improvements. The 2014 bonds are general obligation bonds and are direct obligations of the City for which its full faith, credit and resources are pledged for repayment. The 2014 bond issue is comprised of \$2,765,000 in water bonds and \$4,065,000 in sewer bonds. The bonds will be retired with user charges in the water and sewer funds. The bonds bear interest rates ranging from 1.00% to 4.00% and mature on December 1, 2044. \$1,370,000 represents the balance of the water meter replacement bonds at December 31, 2021. This balance is not included in the calculation of net investment in capital assets because the items purchased were not capitalized. \$596,051 of the sewer bonds are unspent at December 31, 2021.

**CITY OF STEUBENVILLE, OHIO**

NOTES TO THE BASIC FINANCIAL STATEMENTS  
FOR THE YEAR ENDED DECEMBER 31, 2021

**NOTE 10 - LONG-TERM OBLIGATIONS - (Continued)**

Wastewater utility revenue bonds - In 2014, the City issued \$748,000 in wastewater utility revenue bonds for the acquisition of a sludge press. These bonds are direct obligations of the City's sewer utility and the revenues derived from charges for sewer are pledged to repay this debt. These bonds mature on February 1, 2024. This bond is a direct placement.

The City has pledged future sewer customer revenues, net of specified operating expenses, to repay the 2014 wastewater utility revenue bonds. The 2014 wastewater utility revenue bonds are payable solely from sewer customer net revenues and are payable through 2024. The total principal and interest remaining to be paid on the 2014 wastewater utility revenue bonds is \$248,008. Annual principal and interest payments on the bonds are expected to require 2.91 percent of net revenues and 1.53 percent of total revenues. Principal and interest paid for the current year were \$84,266, total net revenues were \$2,899,213 and total revenues were \$5,523,895.

Landfill closure/post-closure liability - See Note 15 for landfill information.

Capital lease obligation - Capital lease payments are made from the water and sewer funds. See Note 9 for lease details.

Compensated absences - Compensated absences for business-type activities will be paid from the water, sewer and refuse funds.

Net pension liability and net OPEB liability - See Notes 12 and 13 for details on the City's net pension liability and net OPEB liability, respectively. The net pension and net OPEB liabilities will be paid from the water, sewer and refuse funds.

- D.** The annual requirements amortize business-type activities long-term obligations outstanding as of December 31, 2021, are as follows:

Year Ended	OWDA Loans - Direct Borrowing			OPWC Loans - Direct Borrowing		
	Principal	Interest	Total	Principal	Interest	Total
2022	\$ 2,782,583	\$ 804,806	\$ 3,587,389	\$ 17,089	\$ -	\$ 17,089
2023	2,288,703	719,781	3,008,484	2,191	-	2,191
2024	2,219,203	645,305	2,864,508	2,191	-	2,191
2025	2,154,424	574,673	2,729,097	2,191	-	2,191
2026	2,230,910	503,648	2,734,558	2,191	-	2,191
2027 - 2031	4,709,240	1,808,930	6,518,170	10,955	-	10,955
2032 - 2036	4,811,969	963,241	5,775,210	10,956	-	10,956
2037 - 2039	2,223,961	113,099	2,337,060	-	-	-
Totals	<u>\$ 23,420,993</u>	<u>\$ 6,133,483</u>	<u>\$ 29,554,476</u>	<u>\$ 47,764</u>	<u>\$ -</u>	<u>\$ 47,764</u>

**CITY OF STEUBENVILLE, OHIO**

NOTES TO THE BASIC FINANCIAL STATEMENTS  
FOR THE YEAR ENDED DECEMBER 31, 2021

**NOTE 10 - LONG-TERM OBLIGATIONS - (Continued)**

Year Ended	Water & Sewer Various Purpose Bonds			Wastewater Utility Revenue Bonds Direct Placement		
	Principal	Interest	Total	Principal	Interest	Total
2022	\$ 255,000	\$ 208,800	\$ 463,800	\$ 78,000	\$ 6,095	\$ 84,095
2023	265,000	198,600	463,600	79,000	3,681	82,681
2024	275,000	188,000	463,000	80,000	1,232	81,232
2025	285,000	177,000	462,000	-	-	-
2026	295,000	165,600	460,600	-	-	-
2027 - 2031	1,265,000	647,800	1,912,800	-	-	-
2032 - 2036	835,000	452,000	1,287,000	-	-	-
2037 - 2041	1,025,000	269,600	1,294,600	-	-	-
2042 - 2044	720,000	58,400	778,400	-	-	-
Totals	<u>\$ 5,220,000</u>	<u>\$ 2,365,800</u>	<u>\$ 7,585,800</u>	<u>\$ 237,000</u>	<u>\$ 11,008</u>	<u>\$ 248,008</u>

Year Ended	Water & Sewer Refunding Bonds		
	Principal	Interest	Total
2022	\$ 155,000	\$ 26,000	\$ 181,000
2023	160,000	19,800	179,800
2024	165,000	13,400	178,400
2025	170,000	6,800	176,800
Totals	<u>\$ 650,000</u>	<u>\$ 66,000</u>	<u>\$ 716,000</u>

- E. The Ohio Revised Code provides that the net debt of a municipal corporation, whether or not approved by the electors, shall not exceed 10.5% of the total value of all property in the municipal corporation as listed and assessed for taxation. In addition, the unvoted net debt of municipal corporations cannot exceed 5.5% of the total taxation value of property. The assessed valuation used in determining the City's legal debt margin has been modified by House Bill 530 which became effective March 30, 2006. In accordance with House Bill 530, the assessed valuation used in calculating the City's legal debt margin calculation excludes tangible personal property used in business, telephone or telegraph property, interexchange telecommunications company property, and personal property owned or leased by a railroad company and used in railroad operations. The statutory limitations on debt are measured by a direct ratio of net debt to tax valuation and expressed in terms of a percentage. At December 31, 2021, the City's total debt margin was \$23,480,581 and the unvoted debt margin was \$14,037,093.

**CITY OF STEUBENVILLE, OHIO**

NOTES TO THE BASIC FINANCIAL STATEMENTS  
FOR THE YEAR ENDED DECEMBER 31, 2021

**NOTE 11 - RISK MANAGEMENT**

**A. Comprehensive**

The City is exposed to various risks of loss related to torts; theft of, damage to, and destruction of assets; errors and omissions; injuries to employees; and natural disasters. The City contracts with Atlantic Specialty Insurance Company for all property, crime, liability, boiler and machinery, and public official liability. The City has transferred its risk of loss to the insurance carrier to the extent of the limits shown below.

<u>Type of Coverage</u>	<u>Deductible</u>	<u>Limits of Coverage</u>
Property	\$ 10,000	\$116,912,925
Employee dishonesty	1,000	100,000
Money and securities	1,000	100,000
Vehicle	2,000	1,000,000
General liabilities	5,000	1,000,000
Law enforcement	15,000	1,000,000
Public officials liability	15,000	1,000,000
Employment practices	15,000	1,000,000
Umbrella liability	10,000	3,000,000

**B. Health Insurance**

Beginning January 1, 2018, the City provides health care coverage through a self-insured program administered by Mutual Health Services. Coverage is provided for all full-time employees and certain eligible part-time employees. The City pays 100% of the projected cost of the plan up to a base amount. If the cost exceeds the base amount, the additional cost is shared 75% by the City and 25% by the employee, subject to a \$50 per month per year cap on increases to the employee contribution portion. The City's insurance claims are transferred from various funds to the health care fund. The City issues a check from the general, street, water, sewer, and refuse funds for the administrative fee and an ACH from the health assurance internal service fund for the amount of claims paid.

Claims payable is based on the requirements of GASB Statement No. 10, "Accounting and Financial Reporting for Risk Financing and Related Insurance Issues", which requires that a liability for unpaid claims costs, including estimates of costs relating to incurred, but not reported claims be reported if information prior to the issuance of the financial statements indicates that it is probable that a liability has been incurred at the date of the financial statements and the amount can be reasonably estimated. The estimate was not affected by incremental claim adjustment expenses and does not include other allocated or unallocated claim adjustment expenses. Claims payable at December 31, 2021, is estimated by the third party administrator at \$602,143. The changes in the claims liability for 2021 and 2020 was as follows:

<u>Year</u>	<u>Beginning Balance</u>	<u>Current-Year Claims and Changes in Estimates</u>	<u>Claims Payments</u>	<u>Ending Balance</u>
2021	\$ 421,823	\$ 3,749,525	\$ (3,569,205)	\$ 602,143
2020	206,381	3,244,975	(3,029,533)	421,823

**CITY OF STEUBENVILLE, OHIO**

NOTES TO THE BASIC FINANCIAL STATEMENTS  
FOR THE YEAR ENDED DECEMBER 31, 2021

**NOTE 11 - RISK MANAGEMENT - (Continued)**

**C. Workers' Compensation**

Workers' compensation coverage is provided by the State of Ohio. The City pays the State Workers' Compensation System a premium based on a rate per \$100 of salaries. This rate is calculated based on accident history and administrative costs.

There were no significant reductions in insurance coverage from the prior year in any category of risk. Claims have not exceeded coverage limitations in any of the past three years.

Post-employment health care is provided to plan participants or their beneficiaries through the respective retirement systems discussed in Note 13. As such, no funding provisions are required by the City.

**NOTE 12 - DEFINED BENEFIT PENSION PLANS**

The Statewide retirement systems provide both pension benefits and other postemployment benefits (OPEB).

***Net Pension Liability/Asset and Net OPEB Liability/Asset***

Pensions and OPEB are a component of exchange transactions – between an employer and its employees – of salaries and benefits for employee services. Pensions are provided to an employee – on a deferred-payment basis – as part of the total compensation package offered by an employer for employee services each financial period.

The net pension liability/asset and the net OPEB liability/asset represent the City's proportionate share of each pension/OPEB plan's collective actuarial present value of projected benefit payments attributable to past periods of service, net of each pension/OPEB plan's fiduciary net position. The net pension/OPEB liability/asset calculation is dependent on critical long-term variables, including estimated average life expectancies, earnings on investments, cost-of-living adjustments and others. While these estimates use the best information available, unknowable future events require adjusting this estimate annually.

The Ohio Revised Code limits the City's obligation for this liability to annually required payments. The City cannot control benefit terms or the manner in which pensions/OPEB are financed; however, the City does receive the benefit of employees' services in exchange for compensation including pension and OPEB.

GASB 68/75 assumes the liability/asset is solely the obligation of the employer, because (1) they benefit from employee services; and (2) State statute requires funding to come from these employers. All pension contributions to date have come solely from these employers (which also includes pension costs paid in the form of withholdings from employees). The retirement systems may allocate a portion of the employer contributions to provide for these OPEB benefits. In addition, health care plan enrollees pay a portion of the health care costs in the form of a monthly premium. State statute requires the retirement systems to amortize unfunded pension liabilities within 30 years. If the pension amortization period exceeds 30 years, each retirement system's board must propose corrective action to the State legislature. Any resulting legislative change to benefits or funding could significantly affect the net pension/OPEB liability. Resulting adjustments to the net pension/OPEB liability would be effective when the changes are legally enforceable. The Ohio Revised Code permits, but does not require, the retirement systems to provide health care to eligible benefit recipients.

The proportionate share of each plan's unfunded benefits is presented as a long-term net pension/OPEB liability/asset on the accrual basis of accounting. Any liability for the contractually-required pension/OPEB contribution outstanding at the end of the year is included in due to other governments on both the accrual and modified accrual bases of accounting.

The remainder of this note includes the pension disclosures. See Note 13 for the OPEB disclosures.

**CITY OF STEUBENVILLE, OHIO**

NOTES TO THE BASIC FINANCIAL STATEMENTS  
FOR THE YEAR ENDED DECEMBER 31, 2021

**NOTE 12 - DEFINED BENEFIT PENSION PLANS - (Continued)**

***Plan Description - Ohio Public Employees Retirement System (OPERS)***

Plan Description - City employees, other than full-time police and firefighters, participate in the Ohio Public Employees Retirement System (OPERS). OPERS administers three separate pension plans. The traditional pension plan is a cost-sharing, multiple-employer defined benefit pension plan. The member-directed plan is a defined contribution plan and the combined plan is a combination cost-sharing, multiple-employer defined benefit/defined contribution pension plan. Participating employers are divided into state, local, law enforcement and public safety divisions. While members in the state and local divisions may participate in all three plans, law enforcement and public safety divisions exist only within the traditional plan.

OPERS provides retirement, disability, survivor and death benefits, and annual cost of living adjustments to members of the traditional and combined plans. Authority to establish and amend benefits is provided by Chapter 145 of the Ohio Revised Code. OPERS issues a stand-alone financial report that includes financial statements, required supplementary information and detailed information about OPERS' fiduciary net position that may be obtained by visiting <https://www.opers.org/financial/reports.shtml>, by writing to the Ohio Public Employees Retirement System, 277 East Town Street, Columbus, Ohio 43215-4642, or by calling 800-222-7377.

Senate Bill (SB) 343 was enacted into law with an effective date of January 7, 2013. In the legislation, members in the traditional and combined plans were categorized into three groups with varying provisions of the law applicable to each group. The following table provides age and service requirements for retirement and the retirement formula applied to final average salary (FAS) for the three member groups under the traditional and combined plans as per the reduced benefits adopted by SB 343 (see OPERS' Annual Report referenced above for additional information, including requirements for reduced and unreduced benefits):

<b>Group A</b> Eligible to retire prior to January 7, 2013 or five years after January 7, 2013	<b>Group B</b> 20 years of service credit prior to January 7, 2013 or eligible to retire ten years after January 7, 2013	<b>Group C</b> Members not in other Groups and members hired on or after January 7, 2013
<b>State and Local</b>	<b>State and Local</b>	<b>State and Local</b>
<b>Age and Service Requirements:</b> Age 60 with 60 months of service credit or Age 55 with 25 years of service credit	<b>Age and Service Requirements:</b> Age 60 with 60 months of service credit or Age 55 with 25 years of service credit	<b>Age and Service Requirements:</b> Age 57 with 25 years of service credit or Age 62 with 5 years of service credit
<b>Traditional Plan Formula:</b> 2.2% of FAS multiplied by years of service for the first 30 years and 2.5% for service years in excess of 30	<b>Traditional Plan Formula:</b> 2.2% of FAS multiplied by years of service for the first 30 years and 2.5% for service years in excess of 30	<b>Traditional Plan Formula:</b> 2.2% of FAS multiplied by years of service for the first 35 years and 2.5% for service years in excess of 35
<b>Combined Plan Formula:</b> 1% of FAS multiplied by years of service for the first 30 years and 1.25% for service years in excess of 30	<b>Combined Plan Formula:</b> 1% of FAS multiplied by years of service for the first 30 years and 1.25% for service years in excess of 30	<b>Combined Plan Formula:</b> 1% of FAS multiplied by years of service for the first 35 years and 1.25% for service years in excess of 35

Final Average Salary (FAS) represents the average of the three highest years of earnings over a member's career for Groups A and B. Group C is based on the average of the five highest years of earnings over a member's career.

Members who retire before meeting the age and years of service credit requirement for unreduced benefits receive a percentage reduction in the benefit amount. The initial amount of a member's pension benefit is vested upon receipt of the initial benefit payment for calculation of an annual cost-of-living adjustment.



**CITY OF STEUBENVILLE, OHIO**

NOTES TO THE BASIC FINANCIAL STATEMENTS  
FOR THE YEAR ENDED DECEMBER 31, 2021

**NOTE 12 - DEFINED BENEFIT PENSION PLANS - (Continued)**

When a traditional plan benefit recipient has received benefits for 12 months, current law provides for an annual cost of living adjustment (COLA). This COLA is calculated on the base retirement benefit at the date of retirement and is not compounded. Members retiring under the combined plan receive a cost of living adjustment on the defined benefit portion of their pension benefit. For those who retired prior to January 7, 2013, the cost of living adjustment is 3 percent. For those retiring subsequent to January 7, 2013, beginning in calendar year 2019, current law provides that the COLA will be based on the average percentage increase in the Consumer Price Index, capped at 3.00%.

Defined contribution plan benefits are established in the plan documents, which may be amended by the Board. Member-directed plan and combined plan members who have met the retirement eligibility requirements may apply for retirement benefits. The amount available for defined contribution benefits in the combined plan consists of the member's contributions plus or minus the investment gains or losses resulting from the member's investment selections. The amount available for defined contribution benefits in the combined plan consists of the member's contributions plus or minus the investment gains or losses resulting from the member's investment selections. Combined plan members wishing to receive benefits must meet the requirements for both the defined benefit and defined contribution plans. Member-directed participants must have attained the age of 55, have money on deposit in the defined contribution plan and have terminated public service to apply for retirement benefits. The amount available for defined contribution benefits in the member-directed plan consists of the members' contributions, vested employer contributions and investment gains or losses resulting from the members' investment selections. Employer contributions and associated investment earnings vest over a five-year period, at a rate of 20 percent each year. At retirement, members may select one of several distribution options for payment of the vested balance in their individual OPERS accounts. Options include the annuitization of the benefit (which includes joint and survivor options), partial lump-sum payments (subject to limitations), a rollover of the vested account balance to another financial institution, receipt of entire account balance, net of taxes withheld, or a combination of these options. When members choose to annuitize their defined contribution benefit, the annuitized portion of the benefit is reclassified to a defined benefit.

Beginning in 2022, the combined plan will be consolidated under the traditional pension plan (defined benefit plan) and the combined plan option will no longer be available for new hires beginning in 2022.

Funding Policy - The Ohio Revised Code (ORC) provides statutory authority for member and employer contributions as follows:

	State and Local
<b>2021 Statutory Maximum Contribution Rates</b>	
Employer	14.0 %
Employee *	10.0 %
<b>2021 Actual Contribution Rates</b>	
Employer:	
Pension	14.0 %
Post-employment Health Care Benefits **	0.0 %
Total Employer	14.0 %
Employee	10.0 %

\* This rate is determined by OPERS' Board and has no maximum rate established by ORC.

\*\* This employer health care rate is for the traditional and combined plans. The employer contribution for the member-directed plan is 4.00%.

Employer contribution rates are actuarially determined and are expressed as a percentage of covered payroll.

CITY OF STEUBENVILLE, OHIO

NOTES TO THE BASIC FINANCIAL STATEMENTS  
FOR THE YEAR ENDED DECEMBER 31, 2021

**NOTE 12 - DEFINED BENEFIT PENSION PLANS - (Continued)**

The City's contractually required contribution for the traditional pension plan, the combined plan and member-directed plan was \$857,914 for 2021. Of this amount, \$86,341 is reported as due to other governments.

***Plan Description - Ohio Police & Fire Pension Fund (OP&F)***

Plan Description - City full-time police and firefighters participate in Ohio Police and Fire Pension Fund (OP&F), a cost-sharing, multiple-employer defined benefit pension plan administered by OP&F. OP&F provides retirement and disability pension benefits, annual cost-of-living adjustments, and death benefits to plan members and beneficiaries. Benefit provisions are established by the Ohio State Legislature and are codified in Chapter 742 of the Ohio Revised Code. OP&F issues a publicly available financial report that includes financial information and required supplementary information and detailed information about OP&F fiduciary net position. The report that may be obtained by visiting the OP&F website at [www.op-f.org](http://www.op-f.org) or by writing to the Ohio Police and Fire Pension Fund, 140 East Town Street, Columbus, Ohio 43215-5164.

Upon attaining a qualifying age with sufficient years of service, a member of OP&F may retire and receive a lifetime monthly pension. OP&F offers four types of service retirement: normal, service commuted, age/service commuted and actuarially reduced. Each type has different eligibility guidelines and is calculated using the member's average annual salary. The following discussion of the pension formula relates to normal service retirement.

For members hired after July 1, 2013, the minimum retirement age is 52 for normal service retirement with at least 25 years of service credit. For members hired on or before July 1, 2013, the minimum retirement age is 48 for normal service retirement with at least 25 years of service credit.

The annual pension benefit for normal service retirement is equal to a percentage of the allowable average annual salary. The percentage equals 2.5 percent for each of the first 20 years of service credit, 2.00% for each of the next five years of service credit and 1.50% for each year of service credit in excess of 25 years. The maximum pension of 72.00% of the allowable average annual salary is paid after 33 years of service credit (see OP&F Annual Comprehensive Financial Report referenced above for additional information, including requirements for Deferred Retirement Option Plan provisions and reduced and unreduced benefits).

Under normal service retirement, retired members who are at least 55 years old and have been receiving OP&F benefits for at least one year may be eligible for a cost-of-living allowance adjustment. The age 55 provision for receiving a COLA does not apply to those who are receiving a permanent and total disability benefit, surviving beneficiaries, and statutory survivors. Members participating in the DROP program have separate eligibility requirements related to COLA.

The COLA amount for members who have 15 or more years of service credit as of July 1, 2013, and members who are receiving a pension benefit that became effective before July 1, 2013, will be equal to 3.00% of the member's base pension benefit.

The COLA amount for members who have less than 15 years of service credit as of July 1, 2013, and members whose pension benefit became effective on or after July 1, 2013, will be equal to a percentage of the member's base pension benefit where the percentage is the lesser of 3.00% or the percentage increase in the consumer price index, if any, over the twelve-month period that ends on the thirtieth day of September of the immediately preceding year, rounded to the nearest one-tenth of one percent.

Members who retired prior to July 24, 1986, or their surviving beneficiaries under optional plans are entitled to cost-of-living allowance increases. The annual increase is paid on July 1st of each year. The annual COLA increase is \$360 under a Single Life Annuity Plan with proportional reductions for optional payment plans.

**CITY OF STEUBENVILLE, OHIO**

NOTES TO THE BASIC FINANCIAL STATEMENTS  
FOR THE YEAR ENDED DECEMBER 31, 2021

**NOTE 12 - DEFINED BENEFIT PENSION PLANS - (Continued)**

Funding Policy - The Ohio Revised Code (ORC) provides statutory authority for member and employer contributions as follows:

	<u>Police</u>	<u>Firefighters</u>
<b>2021 Statutory Maximum Contribution Rates</b>		
Employer	19.50 %	24.00 %
Employee	12.25 %	12.25 %
<b>2021 Actual Contribution Rates</b>		
Employer:		
Pension	19.00 %	23.50 %
Post-employment Health Care Benefits	<u>0.50 %</u>	<u>0.50 %</u>
Total Employer	<u>19.50 %</u>	<u>24.00 %</u>
Employee	12.25 %	12.25 %

Employer contribution rates are expressed as a percentage of covered payroll. The City's contractually required contribution to OP&F was \$1,078,169 for 2021. Of this amount, \$116,608 is reported as due to other governments.

In addition to current contributions, the City pays installments on a specific liability of the City incurred when the State of Ohio established the statewide pension system for police and fire fighters in 1967. As of December 31, 2021, the specific liability of the City was \$1,308,835 payable in semi-annual payments through the year 2035.

***Net Pension Liabilities/Assets, Pension Expense, and Deferred Outflows of Resources and Deferred Inflows of Resources Related to Pensions***

The net pension liability and net pension asset for OPERS was measured as of December 31, 2020, and the total pension liability or asset used to calculate the net pension liability or asset was determined by an actuarial valuation as of that date. OP&F's total pension liability was measured as of December 31, 2020, and was determined by rolling forward the total pension liability as of January 1, 2020, to December 31, 2020. The City's proportion of the net pension liability or asset was based on the City's share of contributions to the pension plan relative to the contributions of all participating entities.

Following is information related to the proportionate share and pension expense:

	<u>OPERS - Traditional</u>	<u>OPERS - Combined</u>	<u>OPERS - Member- Directed</u>	<u>OP&amp;F</u>	<u>Total</u>
Proportion of the net pension liability/asset prior measurement date	0.03844400%	0.02126100%	0.02415000%	0.19435830%	
Proportion of the net pension liability/asset current measurement date	<u>0.03698900%</u>	<u>0.02057600%</u>	<u>0.02183000%</u>	<u>0.18786720%</u>	
Change in proportionate share	<u>-0.00145500%</u>	<u>-0.00068500%</u>	<u>-0.00232000%</u>	<u>-0.00649110%</u>	
Proportionate share of the net pension liability	\$ 5,477,266	\$ -	\$ -	\$ 12,807,076	\$ 18,284,342
Proportionate share of the net pension asset	-	59,395	3,979	-	63,374
Pension expense	190,992	1,400	(2,854)	741,400	930,938

**CITY OF STEUBENVILLE, OHIO**

NOTES TO THE BASIC FINANCIAL STATEMENTS  
FOR THE YEAR ENDED DECEMBER 31, 2021

**NOTE 12 - DEFINED BENEFIT PENSION PLANS - (Continued)**

At December 31, 2021, the City reported deferred outflows of resources and deferred inflows of resources related to pensions from the following sources:

	OPERS - Traditional	OPERS - Combined	OPERS - Member- Directed	OP&F	Total
<b>Deferred outflows of resources</b>					
Differences between expected and actual experience	\$ -	\$ -	\$ 2,734	\$ 535,377	\$ 538,111
Changes of assumptions	-	3,712	114	214,783	218,609
Changes in employer's proportionate percentage/ difference between employer contributions	94,996	-	-	7,553	102,549
Contributions subsequent to the measurement date	834,456	13,523	9,935	1,078,169	1,936,083
Total deferred outflows of resources	<u>\$ 929,452</u>	<u>\$ 17,235</u>	<u>\$ 12,783</u>	<u>\$ 1,835,882</u>	<u>\$ 2,795,352</u>
<b>Deferred inflows of resources</b>					
Differences between expected and actual experience	\$ 229,118	\$ 11,206	\$ -	\$ 498,925	\$ 739,249
Net difference between projected and actual earnings on pension plan investments	2,134,878	8,834	436	621,229	2,765,377
Changes in employer's proportionate percentage/ difference between employer contributions	202,467	-	-	856,288	1,058,755
Total deferred inflows of resources	<u>\$ 2,566,463</u>	<u>\$ 20,040</u>	<u>\$ 436</u>	<u>\$ 1,976,442</u>	<u>\$ 4,563,381</u>

\$1,936,083 reported as deferred outflows of resources related to pension resulting from City contributions subsequent to the measurement date will be recognized as a reduction of the net pension liability/asset in the year ending December 31, 2022.

**CITY OF STEUBENVILLE, OHIO**

NOTES TO THE BASIC FINANCIAL STATEMENTS  
FOR THE YEAR ENDED DECEMBER 31, 2021

**NOTE 12 - DEFINED BENEFIT PENSION PLANS - (Continued)**

Other amounts reported as deferred outflows of resources and deferred inflows of resources related to pension will be recognized in pension expense as follows:

Year Ending December 31:	OPERS - Traditional	OPERS - Combined	OPERS - Member- Directed	OP&F	Total
2022	\$ (944,279)	\$ (4,252)	\$ 305	\$ (338,260)	\$ (1,286,486)
2023	(365,774)	(2,703)	370	38,169	(329,938)
2024	(870,248)	(4,734)	275	(728,281)	(1,602,988)
2025	(291,166)	(2,205)	330	(172,415)	(465,456)
2026	-	(949)	346	(17,942)	(18,545)
Thereafter	-	(1,485)	786	-	(699)
<b>Total</b>	<b>\$ (2,471,467)</b>	<b>\$ (16,328)</b>	<b>\$ 2,412</b>	<b>\$ (1,218,729)</b>	<b>\$ (3,704,112)</b>

**Actuarial Assumptions - OPERS**

Actuarial valuations of an ongoing plan involve estimates of the values of reported amounts and assumptions about the probability of occurrence of events far into the future. Examples include assumptions about future employment, mortality, and cost trends. Actuarially determined amounts are subject to continual review or modification as actual results are compared with past expectations and new estimates are made about the future.

Projections of benefits for financial-reporting purposes are based on the substantive plan (the plan as understood by the employers and plan members) and include the types of benefits provided at the time of each valuation. The total pension liability was determined by an actuarial valuation as of December 31, 2020, using the following actuarial assumptions applied to all periods included in the measurement in accordance with the requirements of GASB 67. Key methods and assumptions used in the latest actuarial valuation, reflecting experience study results, prepared as of December 31, 2020, are presented below.

Wage inflation	3.25%
Future salary increases, including inflation	3.25% to 10.75% including wage inflation
COLA or ad hoc COLA	Pre 1/7/2013 retirees: 3.00%, simple Post 1/7/2013 retirees: 0.50%, simple through 2021, then 2.15% simple
Investment rate of return	
Current measurement date	7.20%
Prior measurement date	7.20%
Actuarial cost method	Individual entry age

In October 2020, the OPERS Board adopted a change in COLA for Post-January 7, 2013 retirees, changing it from 1.40% simple through 2020 then 2.15% simple to 0.50% simple through 2021 then 2.15% simple.

Pre-retirement mortality rates are based on the RP-2014 Employees mortality table for males and females, adjusted for mortality improvement back to the observation period base year of 2006. The base year for males and females was then established to be 2015 and 2010, respectively. Post-retirement mortality rates are based on the RP-2014 Healthy Annuitant mortality table for males and females, adjusted for mortality improvement back to the observation period base year of 2006. The base year for males and females was then established to be 2015 and 2010, respectively. Post-retirement mortality rates for disabled retirees are based on the RP-2014 Disabled mortality table for males and females, adjusted for mortality improvement back to the observation period base year of 2006. The base year for males and females was then established to be 2015 and 2010, respectively. Mortality rates for a particular calendar year are determined by applying the MP-2015 mortality improvement scale to all of the above described tables.

**CITY OF STEUBENVILLE, OHIO**

NOTES TO THE BASIC FINANCIAL STATEMENTS  
FOR THE YEAR ENDED DECEMBER 31, 2021

**NOTE 12 - DEFINED BENEFIT PENSION PLANS - (Continued)**

The most recent experience study was completed for the five-year period ended December 31, 2015.

During 2020, OPERS managed investments in three investment portfolios: the Defined Benefit portfolio, the Health Care portfolio, and the Defined Contribution portfolio. The Defined Benefit portfolio contains the investment assets for the Traditional Pension Plan, the defined benefit component of the Combined Plan and the annuitized accounts of the Member-Directed Plan. Within the Defined Benefit portfolio, contributions into the plans are all recorded at the same time, and benefit payments all occur on the first of the month. Accordingly, the money-weighted rate of return is considered to be the same for all plans within the portfolio. The annual money-weighted rate of return expressing investment performance, net of investment expenses and adjusted for the changing amounts actually invested, for the Defined Benefit portfolio was 11.70% for 2020.

The allocation of investment assets with the Defined Benefit portfolio is approved by the Board of Trustees as outlined in the annual investment plan. Plan assets are managed on a total return basis with a long-term objective of achieving and maintaining a fully funded status for the benefits provided through the defined benefit pension plans. The long-term expected rate of return on defined benefit investment assets was determined using a building-block method in which best-estimate ranges of expected future real rates of return are developed for each major asset class. These ranges are combined to produce the long-term expected real rate of return by weighting the expected future real rates of return by the target asset allocation percentage, adjusted for inflation. Best estimates of arithmetic real rates of return were provided by the Board's investment consultant.

For each major asset class that is included in the Defined Benefit portfolio's target asset allocation as of December 31, 2020, these best estimates are summarized in the following table:

Asset Class	Target Allocation	Weighted Average Long-Term Expected Real Rate of Return (Arithmetic)
Fixed income	25.00 %	1.32 %
Domestic equities	21.00	5.64
Real estate	10.00	5.39
Private equity	12.00	10.42
International equities	23.00	7.36
Other investments	9.00	4.75
Total	<u>100.00 %</u>	<u>5.43 %</u>

**Discount Rate** - The discount rate used to measure the total pension liability/asset was 7.20%, post-experience study results, for the Traditional Pension Plan, the Combined Plan and Member-Directed Plan. The discount rate used to measure total pension liability prior to December 31, 2020 was 7.20%. The projection of cash flows used to determine the discount rate assumed that contributions from plan members and those of the contributing employers are made at the contractually required rates, as actuarially determined. Based on those assumptions, the pension plan's fiduciary net position was projected to be available to make all projected future benefits payments of current plan members. Therefore, the long-term expected rate of return on pension plan investments for the Traditional Pension Plan, Combined Plan and Member-Directed Plan was applied to all periods of projected benefit payments to determine the total pension liability.

**CITY OF STEUBENVILLE, OHIO**

NOTES TO THE BASIC FINANCIAL STATEMENTS  
FOR THE YEAR ENDED DECEMBER 31, 2021

**NOTE 12 - DEFINED BENEFIT PENSION PLANS - (Continued)**

***Sensitivity of the City's Proportionate Share of the Net Pension Liability/Asset to Changes in the Discount Rate -***  
The following table presents the proportionate share of the net pension liability/asset calculated using the current period discount rate assumption of 7.20%, as well as what the proportionate share of the net pension liability/asset would be if it were calculated using a discount rate that is one-percentage-point lower (6.20%) or one-percentage-point higher (8.20%) than the current rate:

	<u>1% Decrease</u>	<u>Current Discount Rate</u>	<u>1% Increase</u>
City's proportionate share of the net pension liability (asset):			
Traditional pension plan	\$ 10,447,913	\$ 5,477,266	\$ 1,344,180
Combined plan	(41,358)	(59,395)	(72,839)
Member-directed plan	(3,493)	(3,979)	(4,366)

***Actuarial Assumptions - OP&F***

OP&F's total pension liability as of December 31, 2020, is based on the results of an actuarial valuation date of January 1, 2020, and rolled-forward using generally accepted actuarial procedures. The total pension liability is determined by OP&F's actuaries in accordance with GASB Statement No. 67, as part of their annual valuation. Actuarial valuations of an ongoing plan involve estimates of the value of reported amounts and assumptions about probability of occurrence of events far into the future. Examples include assumptions about future employment mortality, salary increases, disabilities, retirements and employment terminations. Actuarially determined amounts are subject to continual review and potential modifications, as actual results are compared with past expectations and new estimates are made about the future. Assumptions considered were: withdrawal rates, disability retirement, service retirement, DROP elections, mortality, percent married and forms of the payment, DROP interest rate, CPI-based COLA, investment returns, salary increases and payroll growth.

Key methods and assumptions used in calculating the total pension liability in the latest actuarial valuation, prepared as of January 1, 2021, are presented below.

Valuation date	1/1/20 with actuarial liabilities rolled forward to 12/31/20
Actuarial cost method	Entry age normal (level percent of payroll)
Investment rate of return	8.00%
Projected salary increases	3.75% - 10.50%
Payroll increases	3.25% per annum, compounded annually, consisting of inflation rate of 2.75% plus productivity increase rate of 0.50%
Cost of living adjustments	2.20% per year simple

Mortality for non-disabled participants is based on the RP-2014 Total Employee and Healthy Annuitant Mortality Tables rolled back to 2006, adjusted and projected with the Buck Modified 2016 Improvement Scale. Rates for surviving beneficiaries are adjusted by 120%.

<u>Age</u>	<u>Police</u>	<u>Fire</u>
67 or less	77%	68%
68-77	105%	87%
78 and up	115%	120%

**CITY OF STEUBENVILLE, OHIO**

NOTES TO THE BASIC FINANCIAL STATEMENTS  
FOR THE YEAR ENDED DECEMBER 31, 2021

**NOTE 12 - DEFINED BENEFIT PENSION PLANS - (Continued)**

Mortality for disabled retirees is based on the RP-2014 Disabled Mortality Tables rolled back to 2006, adjusted according to the rates in the following table, and projected with the Buck Modified 2016 Improvement Scale.

<u>Age</u>	<u>Police</u>	<u>Fire</u>
59 or less	35%	35%
60-69	60%	45%
70-79	75%	70%
80 and up	100%	90%

The most recent experience study was completed for the five-year period ended December 31, 2016.

The long-term expected rate of return on pension plan investments was determined using a building-block approach and assumes a time horizon, as defined in the Statement of Investment Policy and Guidelines. A forecasted rate of inflation serves as the baseline for the return expected. Various real return premiums over the baseline inflation rate have been established for each asset class. The long-term expected nominal rate of return has been determined by calculating a weighted average of the expected real return premiums for each asset class, adding the projected inflation rate and adding the expected return from rebalancing uncorrelated asset classes.

Best estimates of the long-term expected geometric real rates of return for each major asset class included in OP&F's target asset allocation as of December 31, 2020 are summarized below:

<u>Asset Class</u>	<u>Target Allocation</u>	<u>Long Term Expected Real Rate of Return **</u>
Cash and Cash Equivalents	- %	0.00 %
Domestic Equity	21.00	4.10
Non-US Equity	14.00	4.80
Private Markets	8.00	6.40
Core Fixed Income *	23.00	0.90
High Yield Fixed Income	7.00	3.00
Private Credit	5.00	4.50
U.S. Inflation		
Linked Bonds *	17.00	0.70
Midstream Energy Infrastructure	5.00	5.60
Real Assets	8.00	5.80
Gold	5.00	1.90
Private Real Estate	12.00	5.30
Total	<u>125.00 %</u>	

Note: assumptions are geometric.

\* levered 2x

\*\* numbers include inflation

OP&F's Board of Trustees has incorporated the risk parity concept into OP&F's asset liability valuation with the goal of reducing equity risk exposure, which reduces overall Total Portfolio risk without sacrificing return and creating a more risk-balanced portfolio based on the relationship between asset classes and economic environments. From the notional portfolio perspective above, the Total Portfolio may be levered up to 1.25 times due to the application of leverage in certain fixed income asset classes.



**CITY OF STEUBENVILLE, OHIO**

NOTES TO THE BASIC FINANCIAL STATEMENTS  
FOR THE YEAR ENDED DECEMBER 31, 2021

**NOTE 12 - DEFINED BENEFIT PENSION PLANS - (Continued)**

**Discount Rate** - The total pension liability was calculated using the discount rate of 8.00%. The projection of cash flows used to determine the discount rate assumed the contributions from employers and from the members would be computed based on contribution requirements as stipulated by State statute. Projected inflows from investment earning were calculated using the longer-term assumed investment rate of return 8.00%. Based on those assumptions, the plan’s fiduciary net position was projected to be available to make all future benefit payments of current plan members. Therefore, a long-term expected rate of return on pension plan investments was applied to all periods of projected benefits to determine the total pension liability.

**Sensitivity of the City's Proportionate Share of the Net Pension Liability to Changes in the Discount Rate** - Net pension liability is sensitive to changes in the discount rate, and to illustrate the potential impact the following table presents the net pension liability calculated using the discount rate of 8.00%, as well as what the net pension liability would be if it were calculated using a discount rate that is one percentage point lower (7.00%), or one percentage point higher (9.00%) than the current rate.

	1% Decrease	Current Discount Rate	1% Increase
City's proportionate share of the net pension liability	\$ 17,829,090	\$ 12,807,076	\$ 8,604,157

**NOTE 13 - DEFINED BENEFIT OPEB PLANS**

**Net OPEB Liability/Asset**

See Note 12 for a description of the net OPEB liability/asset.

**Plan Description - Ohio Public Employees Retirement System (OPERS)**

Plan Description - The Ohio Public Employees Retirement System (OPERS) administers three separate pension plans: the traditional pension plan, a cost-sharing, multiple-employer defined benefit pension plan; the member-directed plan, a defined contribution plan; and the combined plan, a cost-sharing, multiple-employer defined benefit pension plan that has elements of both a defined benefit and defined contribution plan.

OPERS maintains a cost-sharing, multiple-employer defined benefit post-employment health care trust, which funds multiple health care plans including medical coverage, prescription drug coverage and deposits to a Health Reimbursement Arrangement to qualifying benefit recipients of both the traditional pension and the combined plans. Currently, Medicare-eligible retirees are able to select medical and prescription drug plans from a range of options and may elect optional vision and dental plans. Retirees and eligible dependents enrolled in Medicare Parts A and B have the option to enroll in a Medicare supplemental plan with the assistance of the OPERS Medicare Connector. The OPERS Medicare Connector is a relationship with a vendor selected by OPERS to assist retirees, spouses and dependents with selecting a medical and pharmacy plan. Monthly allowances, based on years of service and the age at which the retiree first enrolled in OPERS coverage, are deposited into an HRA. For non-Medicare retirees and eligible dependents, OPERS sponsors medical and prescription coverage through a professionally managed self-insured plan. An allowance to offset a portion of the monthly premium is offered to retirees and eligible dependents. The allowance is based on the retiree’s years of service and age when they first enrolled in OPERS coverage.

Medicare-eligible retirees who choose to become re-employed or survivors who become employed in an OPERS-covered position are prohibited from participating in an HRA. For this group of retirees, OPERS sponsors secondary coverage through a professionally managed self-insured program. Retirees who enroll in this plan are provided with a monthly allowance to offset a portion of the monthly premium. Medicare-eligible spouses and dependents can also enroll in this plan as long as the retiree is enrolled.

CITY OF STEUBENVILLE, OHIO

NOTES TO THE BASIC FINANCIAL STATEMENTS  
FOR THE YEAR ENDED DECEMBER 31, 2021

**NOTE 13 - DEFINED BENEFIT OPEB PLANS - (Continued)**

OPERS provides a monthly allowance for health care coverage for eligible retirees and their eligible dependents. The base allowance is determined by OPERS.

The health care trust is also used to fund health care for member-directed plan participants, in the form of a Retiree Medical Account (RMA). At retirement or separation, member directed plan participants may be eligible for reimbursement of qualified medical expenses from their vested RMA balance.

Effective January 1, 2022, OPERS will discontinue the group plans currently offered to non-Medicare retirees and re-employed retirees. Instead, eligible non-Medicare retirees will select an individual medical plan. OPERS will provide a subsidy or allowance via an HRA allowance to those retirees who meet health care eligibility requirements. Retirees will be able to seek reimbursement for plan premiums and other qualified medical expenses.

In order to qualify for postemployment health care coverage, age and service retirees under the traditional pension and combined plans must have twenty or more years of qualifying Ohio service credit with a minimum age of 60, or generally 30 years of qualifying service at any age. Health care coverage for disability benefit recipients and qualified survivor benefit recipients is available. Current retirees eligible (or who become eligible prior to January 1, 2022) to participate in the OPERS health care program will continue to be eligible after January 1, 2022. Eligibility requirements will change for those retiring after January 1, 2022, with differing eligibility requirements for Medicare retirees and non-Medicare retirees. The health care coverage provided by OPERS meets the definition of an Other Post Employment Benefit (OPEB) as described in GASB Statement 75. See OPERS' Annual Comprehensive Financial Report referenced below for additional information.

The Ohio Revised Code permits, but does not require, OPERS to provide health care to its eligible benefit recipients. Authority to establish and amend health care coverage is provided to the Board in Chapter 145 of the Ohio Revised Code.

Disclosures for the health care plan are presented separately in the OPERS financial report. Interested parties may obtain a copy by visiting <https://www.opers.org/financial/reports.shtml>, by writing to OPERS, 277 East Town Street, Columbus, Ohio 43215-4642, or by calling (614) 222-5601 or 800-222-7377.

Funding Policy - The Ohio Revised Code provides the statutory authority allowing public employers to fund postemployment health care through their contributions to OPERS. When funding is approved by OPERS' Board of Trustees, a portion of each employer's contribution to OPERS is set aside to fund OPERS health care plans. Beginning in 2018, OPERS no longer allocated a portion of its employer contributions to health care for the traditional plan and the combined plan.

Employer contribution rates are expressed as a percentage of the earnable salary of active members. In 2021, state and local employers contributed at a rate of 14.00% of earnable salary and public safety and law enforcement employers contributed at 18.10%. These are the maximum employer contribution rates permitted by the Ohio Revised Code. Active member contributions do not fund health care.

Each year, the OPERS Board determines the portion of the employer contribution rate that will be set aside to fund health care plans. For 2021, OPERS did not allocate any employer contribution to health care for members in the traditional pension plan and combined plan. The OPERS Board is also authorized to establish rules for the retiree or their surviving beneficiaries to pay a portion of the health care provided. Payment amounts vary depending on the number of covered dependents and the coverage selected. The employer contribution as a percentage of covered payroll deposited into the RMA for participants in the member-directed plan for 2021 was 4.00%.

Employer contribution rates are actuarially determined and are expressed as a percentage of covered payroll. The City's contractually required contribution was \$3,974 for 2021. Of this amount, \$400 is reported as due to other governments.

CITY OF STEUBENVILLE, OHIO

NOTES TO THE BASIC FINANCIAL STATEMENTS  
FOR THE YEAR ENDED DECEMBER 31, 2021

**NOTE 13 - DEFINED BENEFIT OPEB PLANS - (Continued)**

*Plan Description - Ohio Police & Fire Pension Fund (OP&F)*

Plan Description - The City contributes to the Ohio Police and Fire Pension Fund (OP&F) sponsored healthcare program, a cost-sharing, multiple-employer defined post-employment health care plan administered by a third-party provider. This program is not guaranteed and is subject to change at any time upon action of the Board of Trustees. On January 1, 2019, OP&F implemented a new model for health care. Under this new model, OP&F provides eligible retirees with a fixed stipend earmarked to pay for health care and Medicare Part B reimbursements.

OP&F contracted with a vendor who assists eligible retirees in choosing health care plans that are available where they live (both Medicare-eligible and pre-65 populations). A stipend funded by OP&F is available to these members through a Health Reimbursement Arrangement and can be used to reimburse retirees for qualified health care expenses.

A retiree is eligible for the OP&F health care stipend unless they have access to any other group coverage including employer and retirement coverage. The eligibility of spouses and dependent children could increase the stipend amount. If the spouse or dependents have access to any other group coverage including employer or retirement coverage, they are not eligible for stipend support from OP&F. Even if an OP&F member or their dependents are not eligible for a stipend, they can use the services of the third-party administrator to select and enroll in a plan. The stipend provided by OP&F meets the definition of an Other Post Employment Benefit (OPEB) as described in Governmental Accounting Standards Board (GASB) Statement No. 75.

OP&F maintains funds for health care in two separate accounts: one account for health care benefits and one account for Medicare Part B reimbursements. A separate health care trust accrual account is maintained for health care benefits under IRS Code Section 115 trust. IRS Code Section 401(h) account is maintained for Medicare Part B reimbursements.

The Ohio Revised Code allows, but does not mandate, OP&F to provide OPEB benefits. Authority for the OP&F Board of Trustees to provide health care coverage to eligible participants and to establish and amend benefits is codified in Chapter 742 of the Ohio Revised Code.

OP&F issues a publicly available financial report that includes financial information and required supplementary information for the plan. The report may be obtained by visiting the OP&F website at [www.op-f.org](http://www.op-f.org) or by writing to the Ohio Police and Fire Pension Fund, 140 East Town Street, Columbus, Ohio 43215-5164.

Funding Policy – The Ohio Revised Code provides for contribution requirements of the participating employers and of plan members to the OP&F defined benefit pension plan. Participating employers are required to contribute to the pension plan at rates expressed as percentages of the payroll of active pension plan members, currently 19.50% and 24.00% of covered payroll for police and fire employer units, respectively. The Ohio Revised Code states that the employer contribution may not exceed 19.50% of covered payroll for police employer units and 24.00% of covered payroll for fire employer units. Active members do not make contributions to the OPEB Plan.

The Board of Trustees is authorized to allocate a portion of the total employer contributions for retiree health care benefits. For 2021, the portion of employer contributions allocated to health care was 0.50% of covered payroll. The amount of employer contributions allocated to the health care plan each year is subject to the Trustees' primary responsibility to ensure that pension benefits are adequately funded.

The OP&F Board of Trustees is also authorized to establish requirements for contributions to the health care plan by retirees and their eligible dependents or their surviving beneficiaries. Payment amounts vary depending on the number of covered dependents and the coverage selected.

The City's contractually required contribution to OP&F was \$25,533 for 2021. Of this amount, \$2,761 is reported as due to other governments.

**CITY OF STEUBENVILLE, OHIO**

NOTES TO THE BASIC FINANCIAL STATEMENTS  
FOR THE YEAR ENDED DECEMBER 31, 2021

**NOTE 13 - DEFINED BENEFIT OPEB PLANS - (Continued)**

***Net OPEB Liabilities/Assets, OPEB Expense, and Deferred Outflows or Resources and Deferred Inflows of Resources Related to OPEB***

The net OPEB liability/asset and total OPEB liability for OPERS were determined by an actuarial valuation as of December 31, 2019, rolled forward to the measurement date of December 31, 2020, by incorporating the expected value of health care cost accruals, the actual health care payment, and interest accruals during the year. OP&F's total OPEB liability was measured as of December 31, 2020, and was determined by rolling forward the total OPEB liability as of January 1, 2020, to December 31, 2020. The City's proportion of the net OPEB liability was based on the City's share of contributions to the retirement plan relative to the contributions of all participating entities.

Following is information related to the proportionate share and OPEB expense:

	<u>OPERS</u>	<u>OP&amp;F</u>	<u>Total</u>
Proportion of the net OPEB liability prior measurement date	0.03737900%	0.19435830%	
Proportion of the net OPEB liability/asset current measurement date	<u>0.03591400%</u>	<u>0.18786720%</u>	
Change in proportionate share	<u>-0.00146500%</u>	<u>-0.00649110%</u>	
Proportionate share of the net OPEB liability	\$ -	\$ 1,990,484	\$ 1,990,484
Proportionate share of the net OPEB asset	639,837	-	639,837
OPEB expense	(3,859,434)	143,091	(3,716,343)

At December 31, 2021, the City's reported deferred outflows of resources and deferred inflows of resources related to OPEB from the following sources:

	<u>OPERS</u>	<u>OP&amp;F</u>	<u>Total</u>
<b>Deferred outflows of resources</b>			
Changes of assumptions	\$ 314,552	\$ 1,099,633	\$ 1,414,185
Changes in employer's proportionate percentage/difference between employer contributions	57,074	-	57,074
Contributions subsequent to the measurement date	3,974	25,533	29,507
Total deferred outflows of resources	<u>\$ 375,600</u>	<u>\$ 1,125,166</u>	<u>\$ 1,500,766</u>

**CITY OF STEUBENVILLE, OHIO**

NOTES TO THE BASIC FINANCIAL STATEMENTS  
FOR THE YEAR ENDED DECEMBER 31, 2021

**NOTE 13 - DEFINED BENEFIT OPEB PLANS - (Continued)**

	<u>OPERS</u>	<u>OP&amp;F</u>	<u>Total</u>
<b>Deferred inflows of resources</b>			
Differences between expected and actual experience	\$ 577,448	\$ 328,321	\$ 905,769
Net difference between projected and actual earnings on OPEB plan investments	340,787	73,970	414,757
Changes of assumptions	1,036,727	317,319	1,354,046
Changes in employer's proportionate percentage/ difference between employer contributions	130,341	180,742	311,083
Total deferred inflows of resources	<u>\$ 2,085,303</u>	<u>\$ 900,352</u>	<u>\$ 2,985,655</u>

\$29,507 reported as deferred outflows of resources related to OPEB resulting from City contributions subsequent to the measurement date will be recognized as a reduction of the net OPEB liability in the year ending December 31, 2022.

Other amounts reported as deferred outflows of resources and deferred inflows of resources related to OPEB will be recognized in OPEB expense as follows:

	<u>OPERS</u>	<u>OP&amp;F</u>	<u>Total</u>
Year Ending December 31:			
2022	\$ (880,908)	\$ 38,098	\$ (842,810)
2023	(644,523)	55,612	(588,911)
2024	(148,090)	28,003	(120,087)
2025	(40,156)	40,999	843
2026	-	20,014	20,014
Thereafter	-	16,555	16,555
Total	<u>\$ (1,713,677)</u>	<u>\$ 199,281</u>	<u>\$ (1,514,396)</u>

***Actuarial Assumptions - OPERS***

Actuarial valuations of an ongoing plan involve estimates of the values of reported amounts and assumptions about the probability of occurrence of events far into the future. Examples include assumptions about future employment, mortality, and cost trends. Actuarially determined amounts are subject to continual review or modification as actual results are compared with past expectations and new estimates are made about the future.

Projections of health care costs for financial reporting purposes are based on the substantive plan (the plan as understood by the employers and plan members) and include the types of coverage provided at the time of each valuation and the historical pattern of sharing of costs between OPERS and plan members. The total OPEB liability was determined by an actuarial valuation as of December 31, 2019, rolled forward to the measurement date of December 31, 2020.

**CITY OF STEUBENVILLE, OHIO**

NOTES TO THE BASIC FINANCIAL STATEMENTS  
FOR THE YEAR ENDED DECEMBER 31, 2021

**NOTE 13 - DEFINED BENEFIT OPEB PLANS - (Continued)**

The actuarial valuation used the following actuarial assumptions applied to all prior periods included in the measurement in accordance with the requirements of GASB 74:

Wage Inflation	3.25%
Projected Salary Increases, including inflation	3.25 to 10.75% including wage inflation
Single Discount Rate:	
Current measurement date	6.00%
Prior Measurement date	3.16%
Investment Rate of Return	
Current measurement date	6.00%
Prior Measurement date	6.00%
Municipal Bond Rate	
Current measurement date	2.00%
Prior Measurement date	2.75%
Health Care Cost Trend Rate	
Current measurement date	8.50% initial, 3.50% ultimate in 2035
Prior Measurement date	10.50%, initial 3.50%, ultimate in 2030
Actuarial Cost Method	Individual Entry Age Normal

Pre-retirement mortality rates are based on the RP-2014 Employees mortality table for males and females, adjusted for mortality improvement back to the observation period base year of 2006. The base year for males and females was then established to be 2015 and 2010, respectively. Post-retirement mortality rates are based on the RP-2014 Healthy Annuitant mortality table for males and females, adjusted for mortality improvement back to the observation period base year of 2006. The base year for males and females was then established to be 2015 and 2010, respectively. Post-retirement mortality rates for disabled retirees are based on the RP-2014 Disabled mortality table for males and females, adjusted for mortality improvement back to the observation period base year of 2006. The base year for males and females was then established to be 2015 and 2010, respectively. Mortality rates for a particular calendar year are determined by applying the MP-2015 mortality improvement scale to all of the above described tables.

The most recent experience study was completed for the five-year period ended December 31, 2015.

The long-term expected rate of return on health care investment assets was determined using a building-block method in which best-estimate ranges of expected future real rates of return are developed for each major asset class. These ranges are combined to produce the long-term expected real rate of return by weighting the expected future real rates of return by the target asset allocation percentage, adjusted for inflation.

During 2020, OPERS managed investments in three investment portfolios: the Defined Benefit portfolio, the Health Care portfolio and the Defined Contribution portfolio. The Health Care portfolio includes the assets for health care expenses for the traditional pension Plan, combined plan and member-directed plan eligible members. Within the Health Care portfolio, if any contribution are made into the plans, the contributions are assumed to be received continuously throughout the year based on the actual payroll payable at the time contributions are made. Health care-related payments are assumed to occur mid-year. Accordingly, the money-weighted rate of return is considered to be the same for all plans within the portfolio. The annual money-weighted rate of return expressing investment performance, net of investment expenses and adjusted for the changing amounts actually invested, for the Health Care portfolio was 10.50% for 2020.

**CITY OF STEUBENVILLE, OHIO**

NOTES TO THE BASIC FINANCIAL STATEMENTS  
FOR THE YEAR ENDED DECEMBER 31, 2021

**NOTE 13 - DEFINED BENEFIT OPEB PLANS - (Continued)**

The allocation of investment assets within the Health Care portfolio is approved by the Board of Trustees as outlined in the annual investment plan. Assets are managed on a total return basis with a long-term objective of continuing to offer a sustainable health care program for current and future retirees. OPERS' primary goal is to achieve and maintain a fully funded status for the benefits provided through the defined pension plans. Health care is a discretionary benefit. The long-term expected rate of return on health care investment assets was determined using a building-block method in which best-estimate ranges of expected future real rates of return are developed for each major asset class. These ranges are combined to produce the long-term expected real rate of return by weighting the expected future real rates of return by the target asset allocation percentage, adjusted for inflation.

For each major asset class that is included in the Health Care's portfolio's target asset allocation as of December 31, 2020, these best estimates are summarized in the following table:

Asset Class	Target Allocation	Weighted Average Long-Term Expected Real Rate of Return (Arithmetic)
Fixed Income	34.00 %	1.07 %
Domestic Equities	25.00	5.64
Real Estate Investment Trust	7.00	6.48
International Equities	25.00	7.36
Other investments	9.00	4.02
Total	<u>100.00 %</u>	<u>4.43 %</u>

**Discount Rate** - A single discount rate of 6.00% was used to measure the total OPEB liability on the measurement date of December 31, 2020. Projected benefit payments are required to be discounted to their actuarial present value using a single discount rate that reflects (1) a long-term expected rate of return on OPEB plan investments (to the extent that the health care fiduciary net position is projected to be sufficient to pay benefits), and (2) a tax-exempt municipal bond rate based on an index of 20- year general obligation bonds with an average AA credit rating as of the measurement date (to the extent that the contributions for use with the long-term expected rate are not met). This single discount rate was based on the actuarial assumed rate of return on the health care investment portfolio of 6.00% and a municipal bond rate of 2.00%. The projection of cash flows used to determine this single discount rate assumed that employer contributions will be made at rates equal to the actuarially determined contribution rate. Based on these assumptions, the health care fiduciary net position and future contributions were sufficient to finance health care costs through the year 2120. As a result, the actuarial assumed long-term expected rate of return on health care investments was applied to projected costs through the year 2120, the duration of the projection period through which projected health care payments are fully funded.

**Change in Benefit Terms** - On January 15, 2020, the Board approved several changes to the health care plan offered to Medicare and non-Medicare retirees in efforts to decrease costs and increase the solvency of the health care Plan. These changes are effective January 1, 2022 and include changes to base allowances and eligibility for Medicare retirees, as well as replacing OPERS-sponsored medical plans for non-Medicare retirees with monthly allowances, similar to the program for Medicare retirees. These changes are reflected in the December 31, 2020 measurement date health care valuation which are reported by the City at December 31, 2021. These changes significantly decreased the total OPEB liability for the measurement date December 31, 2020.

**CITY OF STEUBENVILLE, OHIO**

NOTES TO THE BASIC FINANCIAL STATEMENTS  
FOR THE YEAR ENDED DECEMBER 31, 2021

**NOTE 13 - DEFINED BENEFIT OPEB PLANS - (Continued)**

***Sensitivity of the City's Proportionate Share of the Net OPEB Asset to Changes in the Discount Rate*** - The following table presents the proportionate share of the net OPEB asset calculated using the single discount rate of 6.00%, as well as what the proportionate share of the net OPEB liability would be if it were calculated using a discount rate that is one-percentage-point lower (5.00%) or one-percentage-point higher (7.00%) than the current rate:

	1% Decrease	Current Discount Rate	1% Increase
City's proportionate share of the net OPEB asset	\$ 159,099	\$ 639,837	\$ 1,035,041

***Sensitivity of the City's Proportionate Share of the Net OPEB Asset to Changes in the Health Care Cost Trend Rate*** - Changes in the health care cost trend rate may also have a significant impact on the net OPEB asset. The following table presents the net OPEB asset calculated using the assumed trend rates, and the expected net OPEB asset if it were calculated using a health care cost trend rate that is 1.00% lower or 1.00% higher than the current rate.

Retiree health care valuations use a health care cost-trend assumption that changes over several years built into the assumption. The near-term rates reflect increases in the current cost of health care; the trend starting in 2021 is 8.50%. If this trend continues for future years, the projection indicates that years from now virtually all expenditures will be for health care. A more reasonable alternative is that in the not-too-distant future, the health plan cost trend will decrease to a level at, or near, wage inflation. On this basis, the actuaries project premium rate increases will continue to exceed wage inflation for approximately the next decade, but by less each year, until leveling off at an ultimate rate, assumed to be 3.50% in the most recent valuation.

	1% Decrease	Current Health Care Trend Rate Assumption	1% Increase
City's proportionate share of the net OPEB asset	\$ 655,431	\$ 639,837	\$ 622,390

***Actuarial Assumptions - OP&F***

OP&F's total OPEB liability as of December 31, 2020, is based on the results of an actuarial valuation date of January 1, 2020, and rolled-forward using generally accepted actuarial procedures. The total OPEB liability is determined by OP&F's actuaries in accordance with GASB Statement No. 74, as part of their annual valuation. Actuarial valuations of an ongoing plan involve estimates of the value of reported amounts and assumptions about probability of occurrence of events far into the future. Examples include assumptions about future employment, mortality, salary increases, disabilities, retirements and employment terminations. Actuarially determined amounts are subject to continual review and potential modifications, as actual results are compared with past expectations and new estimates are made about the future.

Projections of benefits for financial reporting purposes are based on the substantive plan (the plan as understood by the employers and plan members) and include the types of benefits provided at the time of each valuation and the historical pattern of sharing benefit costs between the employers and plan members to that point. The projection of benefits for financial reporting purposes does not explicitly incorporate the potential effects of legal or contractual funding limitations.

Actuarial calculations reflect a long-term perspective. For a newly hired employee, actuarial calculations will take into account the employee's entire career with the employer and also take into consideration the benefits, if any, paid to the employee after termination of employment until the death of the employee and any applicable contingent annuitant. In many cases, actuarial calculations reflect several decades of service with the employer and the payment of benefits after termination.



**CITY OF STEUBENVILLE, OHIO**

NOTES TO THE BASIC FINANCIAL STATEMENTS  
FOR THE YEAR ENDED DECEMBER 31, 2021

**NOTE 13 - DEFINED BENEFIT OPEB PLANS - (Continued)**

Key methods and assumptions used in the latest actuarial valuation, reflecting experience study results, are presented below.

Valuation Date	January 1, 2020, with actuarial liabilities rolled forward to December 31, 2020
Actuarial Cost Method	Entry Age Normal (Level Percent of Payroll)
Investment Rate of Return	8.00%
Projected Salary Increases	3.75% to 10.50%
Payroll Growth	3.25%
Single discount rate:	
Current measurement date	2.96%
Prior measurement date	3.56%
Cost of Living Adjustments	2.20% simple per year

Mortality for non-disabled participants is based on the RP-2014 Total Employee and Healthy Annuitant Mortality Tables rolled back to 2006, adjusted according to the rates in the following table, and projected with the Conduent Modified 2016 Improvement Scale. Rates for surviving beneficiaries are adjusted by 120%.

<u>Age</u>	<u>Police</u>	<u>Fire</u>
67 or less	77%	68%
68-77	105%	87%
78 and up	115%	120%

Mortality for disabled retirees is based on the RP-2014 Disabled Mortality Tables rolled back to 2006, adjusted according to the rates in the following table, and projected with the Conduent Modified 2016 Improvement Scale.

<u>Age</u>	<u>Police</u>	<u>Fire</u>
59 or less	35%	35%
60-69	60%	45%
70-79	75%	70%
80 and up	100%	90%

The most recent experience study was completed for the five-year period ended December 31, 2016.

The long-term expected rate of return on OPEB plan investments was determined using a building-block approach and assumes a time horizon, as defined in the Statement of Investment Policy. A forecasted rate of inflation serves as the baseline for the return expected. Various real return premiums over the baseline inflation rate have been established for each asset class. The long-term expected nominal rate of return has been determined by calculating a weighted averaged of the expected real return premiums for each asset class, adding the projected inflation rate and adding the expected return from rebalancing uncorrelated asset classes.

**CITY OF STEUBENVILLE, OHIO**

NOTES TO THE BASIC FINANCIAL STATEMENTS  
FOR THE YEAR ENDED DECEMBER 31, 2021

**NOTE 13 - DEFINED BENEFIT OPEB PLANS - (Continued)**

Best estimates of the long-term expected geometric real rates of return for each major asset class included in OP&F's target asset allocation as of December 31, 2020, are summarized below:

<u>Asset Class</u>	<u>Target Allocation</u>	<u>Long Term Expected Real Rate of Return **</u>
Cash and Cash Equivalents	- %	0.00 %
Domestic Equity	21.00	4.10
Non-US Equity	14.00	4.80
Private Markets	8.00	6.40
Core Fixed Income *	23.00	0.90
High Yield Fixed Income	7.00	3.00
Private Credit	5.00	4.50
U.S. Inflation		
Linked Bonds *	17.00	0.70
Midstream Energy Infrastructure	5.00	5.60
Real Assets	8.00	5.80
Gold	5.00	1.90
Private Real Estate	12.00	5.30
<b>Total</b>	<b>125.00 %</b>	

Note: assumptions are geometric.

\* levered 2.5x

\*\* numbers include inflation

OP&F's Board of Trustees has incorporated the risk parity concept into OP&F's asset liability valuation with the goal of reducing equity risk exposure, which reduces overall Total Portfolio risk without sacrificing return, and creating a more risk-balanced portfolio based on their relationship between asset classes and economic environments. From the notional portfolio perspective above, the Total Portfolio may be levered up to 1.25 times due to the application of leverage in certain fixed income asset classes.

**Discount Rate** - For 2020, the total OPEB liability was calculated using the discount rate of 2.96%. For 2019, the total OPEB liability was calculated using the discount rate of 3.56%. The projection of cash flows used to determine the discount rate assumed the contribution from employers and from members would be computed based on contribution requirements as stipulated by State statute. Projected inflows from investment earnings were calculated using the longer-term assumed investment rate of return of 8.00%. Based on those assumptions, OP&F's fiduciary net position was projected to not be able to make all future benefit payments of current plan members. Therefore, a municipal bond rate of 2.12% at December 31, 2020 and 2.75% at December 31, 2019, was blended with the long-term rate of 8.00%, which resulted in a blended discount rate of 2.96% for 2020 and 3.56% for 2019. The municipal bond rate was determined using the Bond Buyers General Obligation 20-year Municipal Bond Index Rate. The OPEB plan's fiduciary net position was projected to be available to make all projected OPEB payments until 2034. The long-term expected rate of return on health care investments was applied to projected costs through 2034, and the municipal bond rate was applied to all health care costs after that date.

**Sensitivity of the City's Proportionate Share of the Net OPEB Liability to Changes in the Discount Rate** - Net OPEB liability is sensitive to changes in the discount rate, and to illustrate the potential impact the following table presents the net OPEB liability calculated using the discount rate of 2.96%, as well as what the net OPEB liability would be if it were calculated using a discount rate that is one percentage point lower (1.96%), or one percentage point higher (3.96%) than the current rate.

**CITY OF STEUBENVILLE, OHIO**

NOTES TO THE BASIC FINANCIAL STATEMENTS  
FOR THE YEAR ENDED DECEMBER 31, 2021

**NOTE 13 - DEFINED BENEFIT OPEB PLANS - (Continued)**

	<u>1% Decrease</u>	<u>Current Discount Rate</u>	<u>1% Increase</u>
City's proportionate share of the net OPEB liability	\$ 2,482,019	\$ 1,990,484	\$ 1,585,024

*Sensitivity of the City's Proportionate Share of the Net OPEB Liability to Changes in the Health Care Cost Trend Rate* - The total OPEB liability is based on a medical benefit that is a flat dollar amount; therefore, it is unaffected by a health care cost trend rate. An increase or decrease in the trend rate would have no effect on the total OPEB liability.

**NOTE 14 - BUDGETARY BASIS OF ACCOUNTING**

While the City is reporting financial position, results of operations and changes in fund balance on the basis of generally accepted accounting principles (GAAP), the budgetary basis as provided by law is based upon accounting for certain transactions on a basis of cash receipts, disbursements and encumbrances. The statement of revenues, expenditures and changes in fund balances - budget and actual (non-GAAP budgetary basis) presented for the general fund and the American Rescue Plan Act fund are presented on the budgetary basis to provide a meaningful comparison of actual results with the budget. The major differences between the budget basis and GAAP basis are as follows:

1. Revenues and other financing sources are recorded when received in cash (budget basis) as opposed to when susceptible to accrual (GAAP basis);
2. Expenditures/expenses and other financing uses are recorded when paid in cash (budget basis) as opposed to when the liability is incurred (GAAP basis);
3. In order to determine compliance with Ohio law, and to reserve that portion of the applicable appropriation, total outstanding encumbrances (budget basis) are recorded as the equivalent of an expenditure, as opposed to assigned or committed fund balance for that portion of outstanding encumbrances not already recognized as an account payable (GAAP basis); and,
4. Some funds are included in the general fund (GAAP basis), but have separate legally adopted budgets (budget basis).

The following table summarizes the adjustments necessary to reconcile the GAAP basis statements (as reported in the fund financial statements) to the budgetary basis statements for all governmental funds for which a budgetary basis statement is presented.

**Net Change in Fund Balance**

	<u>General</u>	<u>American Rescue Plan Act</u>
Budget basis	\$ 318,499	\$ 6,554,150
Net adjustment for revenue accruals	(382,458)	(7,100,368)
Net adjustment for expenditure accruals	303,969	(14,125)
Funds budgeted elsewhere	2,487	-
Adjustment for encumbrances	<u>885,580</u>	<u>560,343</u>
GAAP basis	<u>\$ 1,128,077</u>	<u>\$ -</u>

Certain funds that are legally budgeted in separate special revenue funds are considered part of the general fund on a GAAP basis. This includes the unclaimed monies fund and the general reserve fund.

**CITY OF STEUBENVILLE, OHIO**

**NOTES TO THE BASIC FINANCIAL STATEMENTS  
FOR THE YEAR ENDED DECEMBER 31, 2021**

**NOTE 15 - LANDFILL CLOSURE AND POST-CLOSURE CARE COST**

State and federal laws and regulations require the City to place a final cover on its municipal landfill site and to perform certain maintenance and monitoring functions at the closed landfill site for thirty years after closure. The landfill is no longer being used; however, the final cover as required by State and federal laws has not been placed on the landfill. In an agreement with the Ohio EPA, the City does not have to place a final cover on the landfill unless enough oil and gas royalties are generated to pay for it (see Note 17). Under the terms of the agreement with the Ohio EPA, the City is required to perform certain maintenance and monitoring functions at the landfill through 2034. The estimated liability for the landfill is \$2,360,937. The estimated cost of landfill closure and post-closure care expenses is based on the amount that would be paid if all materials and services required to monitor and maintain the closed landfill were acquired as of December 31, 2021. However, the actual costs of closure and post-closure care may be higher due to inflation, changes in technology, or changes in landfill laws and regulations.

**NOTE 16 - CONTINGENCIES**

**A. Grants**

The City receives significant financial assistance from numerous federal and State agencies in the form of grants. The disbursement of funds received under these programs generally requires compliance with terms and conditions specified in the grant agreements and are subject to audit by the grantor agencies. Any disallowed claims resulting from such audits could become a liability of the general fund or other applicable funds. However, in the opinion of management, any such disallowed claims will not have a material effect on any of the financial statements of the individual fund types included herein or on the overall financial position of the City at December 31, 2021.

**B. Litigation**

The City has been named in various lawsuits, however, according to the City's legal counsel pending litigation will not have a material effect, if any, on the financial condition of the City.

**NOTE 17 - OIL AND GAS LEASE**

On February 28, 2012, the City entered into an oil and gas lease with Hess Ohio Development, LLC (Hess). The lease gives Hess the right to explore and drill for oil and gas on approximately 111 acres of City land. The City received a one-time nonrefundable payment from Hess in the amount of \$597,256. In addition, the City will receive a 19% royalty on any oil or gas that is recovered from the land. The City recorded the one-time payment in the refuse fund during 2012 and is required to record any future royalty revenue in the refuse fund. During 2021, the refuse fund received \$160,190 in royalties revenue. This revenue is restricted and will be used to pay for expenses incurred in the closing of the City's landfill.

**NOTE 18 - CONDUIT DEBT**

To provide funds to finance the cost of acquiring, constructing, installing and equipping certain hospital facilities and refunding prior debt obligations, the City has issued \$43,930,000 hospital facilities revenue refunding bonds, series 2010 (Trinity Health System Obligated Group). These bonds are special limited obligations of the City, payable solely from and secured by a sublease and pledged receipts. The bonds do not constitute a debt or pledge of the faith and credit of the City and, accordingly, have not been reported in the accompanying financial statements.

At December 31, 2021, hospital facilities revenue refunding bonds outstanding aggregated \$24,460,000.

**CITY OF STEUBENVILLE, OHIO**

**NOTES TO THE BASIC FINANCIAL STATEMENTS  
FOR THE YEAR ENDED DECEMBER 31, 2021**

**NOTE 19 - TAX ABATEMENTS**

As of December 31, 2021, the City provides tax abatements through the Community Reinvestment Area (CRA) program. This program relates to the abatement of property taxes.

CRA - Under the authority of Ohio Revised Code (ORC) Section 3735.67, the CRA program is an economic development tool administered by municipal and county governments that provides real property tax exemptions for property owners who renovate existing or construct new buildings. CRA's are areas of land in which property owners can receive tax incentives for investing in real property improvements. Under the CRA program, local governments petition to the Ohio Development Services Agency (ODSA) for confirmation of a geographical area in which investment in housing is desired. Once an area is confirmed by the ODSA, local governments may offer real property tax exemptions to taxpayers that invest in that area. Property owners in the CRA can receive temporary tax abatements for renovation of existing structures and new construction in these areas. Property owners apply to the local legislative authority for approval to renovate or construct in the CRA. Upon approval and certification of completion, the amount of the abatement is deducted from the individual or entity's property tax bill.

The City has no "clawback" provisions to recapture abated taxes, however a review board annually evaluates future status of each CRA. The total value of the City's share of taxes abated for 2021 was \$38,968.

**NOTE 20 - OTHER COMMITMENTS**

The City utilizes encumbrance accounting as part of its budgetary controls. Encumbrances outstanding at year end may be reported as part of restricted, committed, or assigned classifications of fund balance. At year end, the City's commitments for encumbrances in the governmental funds were as follows:

<u>Fund</u>	<u>Year-End Encumbrances</u>
General fund	\$ 808,230
American Rescue Plan Act	546,218
.7% City income tax - street improvement	246,966
Other governmental	<u>392,131</u>
Total	<u>\$ 1,993,545</u>

**NOTE 21 - ASSET RETIREMENT OBLIGATIONS**

Ohio Revised Code Section 6111.44 requires the City to submit any changes to their sewage treatment system to the Ohio Environmental Protection Agency (Ohio EPA) for approval. Through this permitting process, the City would be responsible for addressing any public safety issues associated with their sewage treatment facilities and the permit would specify the procedures required to dispose of all or part of the sewage treatment plant. Due to the lack of specific legal requirements for retiring the sewage treatment plant, the City has determined that the asset retirement obligation cannot be reasonably estimated.

**CITY OF STEUBENVILLE, OHIO**

NOTES TO THE BASIC FINANCIAL STATEMENTS  
FOR THE YEAR ENDED DECEMBER 31, 2021

**NOTE 22 - FUND BALANCE**

Fund balance is classified as nonspendable, restricted, committed, assigned and/or unassigned based primarily on the extent to which the City is bound to observe constraints imposed upon the use of resources in the governmental funds. The constraints placed on fund balance for the major governmental funds and all other governmental funds are presented below:

Fund balance	General	American Rescue Plan Act	.7% City Income Tax Street Improvement	Nonmajor Governmental Funds	Total Governmental Funds
<b>Nonspendable:</b>					
Materials and supplies inventory	\$ 201,959	\$ -	\$ -	\$ 105,000	\$ 306,959
Prepays	180,987	-	3,944	4,205	189,136
Unclaimed monies	30,193	-	-	-	30,193
<b>Total nonspendable</b>	<b>413,139</b>	<b>-</b>	<b>3,944</b>	<b>109,205</b>	<b>526,288</b>
<b>Restricted:</b>					
Street construction, maintenance and repair	-	-	-	1,401,651	1,401,651
Municipal court improvements	-	-	-	64,004	64,004
Community development	-	-	-	100,276	100,276
Court programs	-	-	-	336,121	336,121
Police and fire programs	-	-	-	10,699	10,699
Other purposes	-	-	-	356,620	356,620
<b>Total restricted</b>	<b>-</b>	<b>-</b>	<b>-</b>	<b>2,269,371</b>	<b>2,269,371</b>
<b>Committed:</b>					
Debt service	-	-	-	322,494	322,494
Street construction, maintenance and repair	-	-	2,107,431	-	2,107,431
Equipment capital improvement	-	-	-	213,567	213,567
Recreation capital improvement	-	-	-	112,582	112,582
Other purposes	-	-	-	32,962	32,962
<b>Total committed</b>	<b>-</b>	<b>-</b>	<b>2,107,431</b>	<b>681,605</b>	<b>2,789,036</b>
<b>Assigned:</b>					
Hospitalization insurance	494,492	-	-	-	494,492
Other purposes	313,738	-	-	-	313,738
<b>Total assigned</b>	<b>808,230</b>	<b>-</b>	<b>-</b>	<b>-</b>	<b>808,230</b>
Unassigned	6,904,299	-	-	(143,110)	6,761,189
<b>Total fund balances</b>	<b>\$ 8,125,668</b>	<b>\$ -</b>	<b>\$ 2,111,375</b>	<b>\$ 2,917,071</b>	<b>\$ 13,154,114</b>

**NOTE 23 - COVID-19**

The United States and the State of Ohio declared a state of emergency in March of 2020 due to the COVID-19 pandemic. Ohio's state of emergency ended in June, 2021 while the national state of emergency continues. During 2021, the City received COVID-19 funding. The financial impact of COVID-19 and the continuing emergency measures may impact subsequent periods of the City. The impact on the City's future operating costs, revenues, and additional recovery from emergency funding, either federal or state, cannot be estimated.

REQUIRED SUPPLEMENTARY INFORMATION

**CITY OF STEUBENVILLE, OHIO**

SCHEDULES OF THE REQUIRED SUPPLEMENTARY INFORMATION

SCHEDULE OF THE CITY'S PROPORTIONATE SHARE OF  
THE NET PENSION LIABILITY/NET PENSION ASSET  
OHIO PUBLIC EMPLOYEES RETIREMENT SYSTEM (OPERS)

LAST EIGHT YEARS

	<u>2021</u>	<u>2020</u>	<u>2019</u>	<u>2018</u>
<i>Traditional Plan:</i>				
City's proportion of the net pension liability	0.036989%	0.038444%	0.036598%	0.035669%
City's proportionate share of the net pension liability	\$ 5,477,266	\$ 7,598,716	\$ 10,023,450	\$ 5,595,775
City's covered payroll	\$ 5,320,964	\$ 5,318,293	\$ 5,012,371	\$ 4,803,238
City's proportionate share of the net pension liability as a percentage of its covered payroll	102.94%	142.88%	199.97%	116.50%
Plan fiduciary net position as a percentage of the total pension liability	86.88%	82.17%	74.70%	84.66%
<i>Combined Plan:</i>				
City's proportion of the net pension asset	0.020576%	0.021261%	0.022143%	0.021655%
City's proportionate share of the net pension asset	\$ 59,395	\$ 44,333	\$ 24,760	\$ 29,479
City's covered payroll	\$ 90,679	\$ 94,643	\$ 94,707	\$ 88,685
City's proportionate share of the net pension asset as a percentage of its covered payroll	65.50%	46.84%	26.14%	33.24%
Plan fiduciary net position as a percentage of the total pension asset	157.67%	145.28%	126.64%	137.28%
<i>Member Directed Plan:</i>				
City's proportion of the net pension asset	0.021830%	0.024150%	0.023690%	0.032625%
City's proportionate share of the net pension asset	\$ 3,979	\$ 913	\$ 540	\$ 1,139
City's covered payroll	\$ 131,110	\$ 143,560	\$ 135,390	\$ 178,840
City's proportionate share of the net pension asset as a percentage of its covered payroll	3.03%	0.64%	0.40%	0.64%
Plan fiduciary net position as a percentage of the total pension asset	188.21%	118.84%	113.42%	124.46%

Note: Information prior to 2014 was unavailable. Schedule is intended to show information for 10 years. Additional years will be displayed as they become available.

Amounts presented for each fiscal year were determined as of the City's measurement date which is the prior year-end.

SEE ACCOMPANYING NOTES TO THE REQUIRED SUPPLEMENTARY INFORMATION



	<u>2017</u>	<u>2016</u>	<u>2015</u>	<u>2014</u>
	0.036927%	0.038553%	0.038777%	0.038777%
\$	8,385,494	\$ 6,677,866	\$ 4,676,940	\$ 4,571,303
\$	4,846,842	\$ 4,823,992	\$ 4,755,025	\$ 4,674,669
	173.01%	138.43%	98.36%	97.79%
	77.25%	81.08%	86.45%	86.36%
	0.022214%	0.023770%	0.024124%	0.024124%
\$	12,364	\$ 11,567	\$ 9,288	\$ 2,531
\$	86,475	\$ 84,508	\$ 88,175	\$ 91,208
	14.30%	13.69%	10.53%	2.77%
	116.55%	116.90%	114.83%	104.56%
	0.027233%	0.029321%	n/a	n/a
\$	113	\$ 112	n/a	n/a
\$	111,917	\$ 163,300	n/a	n/a
	0.10%	0.07%	n/a	n/a
	103.40%	103.91%	n/a	n/a

**CITY OF STEUBENVILLE, OHIO**

SCHEDULES OF THE REQUIRED SUPPLEMENTARY INFORMATION

SCHEDULE OF THE CITY'S PROPORTIONATE SHARE OF  
THE NET PENSION LIABILITY  
OHIO POLICE AND FIRE (OP&F) PENSION FUND

LAST EIGHT YEARS

	<u>2021</u>	<u>2020</u>	<u>2019</u>	<u>2018</u>
City's proportion of the net pension liability	0.18786720%	0.19435830%	0.20065000%	0.20198000%
City's proportionate share of the net pension liability	\$ 12,807,076	\$ 13,093,013	\$ 16,378,342	\$ 12,396,451
City's covered payroll	\$ 4,652,048	\$ 4,563,723	\$ 4,505,505	\$ 4,442,529
City's proportionate share of the net pension liability as a percentage of its covered payroll	275.30%	286.89%	363.52%	279.04%
Plan fiduciary net position as a percentage of the total pension liability	70.65%	69.89%	63.07%	70.91%

Note: Information prior to 2014 was unavailable. Schedule is intended to show information for 10 years. Additional years will be displayed as they become available.

Amounts presented for each fiscal year were determined as of the City's measurement date which is the prior year-end.

SEE ACCOMPANYING NOTES TO THE REQUIRED SUPPLEMENTARY INFORMATION

<u>2017</u>	<u>2016</u>	<u>2015</u>	<u>2014</u>
0.20446700%	0.21778200%	0.19982550%	0.19982550%
\$ 12,950,746	\$ 14,010,025	\$ 10,351,794	\$ 9,732,129
\$ 4,422,511	\$ 4,434,530	\$ 4,230,338	\$ 4,368,467
292.84%	315.93%	244.70%	222.78%
68.36%	66.77%	72.20%	73.00%

**CITY OF STEUBENVILLE, OHIO**

SCHEDULES OF THE REQUIRED SUPPLEMENTARY INFORMATION

SCHEDULE OF CITY PENSION CONTRIBUTIONS  
OHIO PUBLIC EMPLOYEES RETIREMENT SYSTEM (OPERS)

LAST TEN YEARS

	<u>2021</u>	<u>2020</u>	<u>2019</u>	<u>2018</u>
<i>Traditional Plan:</i>				
Contractually required contribution	\$ 834,456	\$ 744,935	\$ 744,561	\$ 701,732
Contributions in relation to the contractually required contribution	<u>(834,456)</u>	<u>(744,935)</u>	<u>(744,561)</u>	<u>(701,732)</u>
Contribution deficiency (excess)	<u>\$ -</u>	<u>\$ -</u>	<u>\$ -</u>	<u>\$ -</u>
City's covered payroll	\$ 5,960,400	\$ 5,320,964	\$ 5,318,293	\$ 5,012,371
Contributions as a percentage of covered payroll	14.00%	14.00%	14.00%	14.00%
<i>Combined Plan:</i>				
Contractually required contribution	\$ 13,523	\$ 12,695	\$ 13,250	\$ 13,259
Contributions in relation to the contractually required contribution	<u>(13,523)</u>	<u>(12,695)</u>	<u>(13,250)</u>	<u>(13,259)</u>
Contribution deficiency (excess)	<u>\$ -</u>	<u>\$ -</u>	<u>\$ -</u>	<u>\$ -</u>
City's covered payroll	\$ 96,593	\$ 90,679	\$ 94,643	\$ 94,707
Contributions as a percentage of covered payroll	14.00%	14.00%	14.00%	14.00%
<i>Member Directed Plan:</i>				
Contractually required contribution	\$ 9,935	\$ 13,111	\$ 14,356	\$ 13,539
Contributions in relation to the contractually required contribution	<u>(9,935)</u>	<u>(13,111)</u>	<u>(14,356)</u>	<u>(13,539)</u>
Contribution deficiency (excess)	<u>\$ -</u>	<u>\$ -</u>	<u>\$ -</u>	<u>\$ -</u>
City's covered payroll	\$ 99,350	\$ 131,110	\$ 143,560	\$ 135,390
Contributions as a percentage of covered payroll	10.00%	10.00%	10.00%	10.00%

Note: Information prior to 2015 for the City's member directed plan was unavailable.  
Schedule is intended to show information for 10 years. Additional years will be displayed as they become available.

SEE ACCOMPANYING NOTES TO THE REQUIRED SUPPLEMENTARY INFORMATION

<u>2017</u>	<u>2016</u>	<u>2015</u>	<u>2014</u>	<u>2013</u>	<u>2012</u>
\$ 624,421	\$ 581,621	\$ 578,879	\$ 570,603	\$ 607,707	\$ 515,295
<u>(624,421)</u>	<u>(581,621)</u>	<u>(578,879)</u>	<u>(570,603)</u>	<u>(607,707)</u>	<u>(515,295)</u>
<u>\$ -</u>	<u>\$ -</u>	<u>\$ -</u>	<u>\$ -</u>	<u>\$ -</u>	<u>\$ -</u>
\$ 4,803,238	\$ 4,846,842	\$ 4,823,992	\$ 4,755,025	\$ 4,674,669	\$ 5,152,950
13.00%	12.00%	12.00%	12.00%	13.00%	10.00%
\$ 11,529	\$ 10,377	\$ 10,141	\$ 10,581	\$ 11,857	\$ 10,141
<u>(11,529)</u>	<u>(10,377)</u>	<u>(10,141)</u>	<u>(10,581)</u>	<u>(11,857)</u>	<u>(10,141)</u>
<u>\$ -</u>	<u>\$ -</u>	<u>\$ -</u>	<u>\$ -</u>	<u>\$ -</u>	<u>\$ -</u>
\$ 88,685	\$ 86,475	\$ 84,508	\$ 88,175	\$ 91,208	\$ 127,560
13.00%	12.00%	12.00%	12.00%	13.00%	7.95%
\$ 17,884	\$ 13,430	\$ 19,596			
<u>(17,884)</u>	<u>(13,430)</u>	<u>(19,596)</u>			
<u>\$ -</u>	<u>\$ -</u>	<u>\$ -</u>			
\$ 178,840	\$ 111,917	\$ 163,300			
10.00%	12.00%	12.00%			

**CITY OF STEUBENVILLE, OHIO**

SCHEDULES OF THE REQUIRED SUPPLEMENTARY INFORMATION

SCHEDULE OF CITY PENSION CONTRIBUTIONS  
OHIO POLICE AND FIRE (OP&F) PENSION FUND

LAST TEN YEARS

	<u>2021</u>	<u>2020</u>	<u>2019</u>	<u>2018</u>
<i>Police:</i>				
Contractually required contribution	\$ 514,548	\$ 475,778	\$ 477,191	\$ 472,955
Contributions in relation to the contractually required contribution	<u>(514,548)</u>	<u>(475,778)</u>	<u>(477,191)</u>	<u>(472,955)</u>
Contribution deficiency (excess)	<u>\$ -</u>	<u>\$ -</u>	<u>\$ -</u>	<u>\$ -</u>
City's covered payroll	\$ 2,708,147	\$ 2,504,095	\$ 2,511,532	\$ 2,489,237
Contributions as a percentage of covered payroll	19.00%	19.00%	19.00%	19.00%
<i>Fire:</i>				
Contractually required contribution	\$ 563,621	\$ 504,769	\$ 482,265	\$ 473,823
Contributions in relation to the contractually required contribution	<u>(563,621)</u>	<u>(504,769)</u>	<u>(482,265)</u>	<u>(473,823)</u>
Contribution deficiency (excess)	<u>\$ -</u>	<u>\$ -</u>	<u>\$ -</u>	<u>\$ -</u>
City's covered payroll	\$ 2,398,387	\$ 2,147,953	\$ 2,052,191	\$ 2,016,268
Contributions as a percentage of covered payroll	23.50%	23.50%	23.50%	23.50%

SEE ACCOMPANYING NOTES TO THE REQUIRED SUPPLEMENTARY INFORMATION

<u>2017</u>	<u>2016</u>	<u>2015</u>	<u>2014</u>	<u>2013</u>	<u>2012</u>
\$ 460,097	\$ 442,219	\$ 439,244	\$ 417,225	\$ 361,470	\$ 289,845
<u>(460,097)</u>	<u>(442,219)</u>	<u>(439,244)</u>	<u>(417,225)</u>	<u>(361,470)</u>	<u>(289,845)</u>
<u>\$ -</u>	<u>\$ -</u>	<u>\$ -</u>	<u>\$ -</u>	<u>\$ -</u>	<u>\$ -</u>
\$ 2,421,563	\$ 2,327,468	\$ 2,311,811	\$ 2,195,921	\$ 2,275,782	\$ 2,273,294
19.00%	19.00%	19.00%	19.00%	15.88%	12.75%
\$ 474,927	\$ 492,335	\$ 498,839	\$ 478,088	\$ 426,392	\$ 343,993
<u>(474,927)</u>	<u>(492,335)</u>	<u>(498,839)</u>	<u>(478,088)</u>	<u>(426,392)</u>	<u>(343,993)</u>
<u>\$ -</u>	<u>\$ -</u>	<u>\$ -</u>	<u>\$ -</u>	<u>\$ -</u>	<u>\$ -</u>
\$ 2,020,966	\$ 2,095,043	\$ 2,122,719	\$ 2,034,417	\$ 2,091,866	\$ 1,994,162
23.50%	23.50%	23.50%	23.50%	20.38%	17.25%

**CITY OF STEUBENVILLE, OHIO**

SCHEDULES OF THE REQUIRED SUPPLEMENTARY INFORMATION

SCHEDULE OF THE CITY'S PROPORTIONATE SHARE OF  
THE NET OPEB LIABILITY/NET OPEB ASSET  
OHIO PUBLIC EMPLOYEES RETIREMENT SYSTEM (OPERS)

LAST FIVE YEARS

	<u>2021</u>	<u>2020</u>	<u>2019</u>	<u>2018</u>
City's proportion of the net OPEB liability/asset	0.035914%	0.037379%	0.035667%	0.035170%
City's proportionate share of the net OPEB liability/(asset)	\$ (639,837)	\$ 5,163,011	\$ 4,650,134	\$ 3,819,203
City's covered payroll	\$ 5,542,753	\$ 5,556,496	\$ 5,242,468	\$ 5,070,763
City's proportionate share of the net OPEB liability/asset as a percentage of its covered payroll	11.54%	92.92%	88.70%	75.32%
Plan fiduciary net position as a percentage of the total OPEB liability/asset	115.57%	47.80%	46.33%	54.14%

Note: Information prior to 2017 was unavailable. Schedule is intended to show information for 10 years. Additional years will be displayed as they become available.

Amounts presented for each fiscal year were determined as of the City's measurement date which is the prior year-end.

SEE ACCOMPANYING NOTES TO THE REQUIRED SUPPLEMENTARY INFORMATION



2017

0.036062%

\$ 3,642,341

\$ 5,045,234

72.19%

54.05%

**CITY OF STEUBENVILLE, OHIO**

SCHEDULES OF THE REQUIRED SUPPLEMENTARY INFORMATION

SCHEDULE OF THE CITY'S PROPORTIONATE SHARE OF  
THE NET OPEB LIABILITY  
OHIO POLICE AND FIRE (OP&F) PENSION FUND

LAST FIVE YEARS

	<u>2021</u>	<u>2020</u>	<u>2019</u>	<u>2018</u>
City's proportion of the net OPEB liability	0.18786720%	0.19435830%	0.20065000%	0.20198000%
City's proportionate share of the net OPEB liability	\$ 1,990,484	\$ 1,919,819	\$ 1,827,226	\$ 11,443,932
City's covered payroll	\$ 4,652,048	\$ 4,563,723	\$ 4,505,505	\$ 4,442,529
City's proportionate share of the net OPEB liability as a percentage of its covered payroll	42.79%	42.07%	40.56%	257.60%
Plan fiduciary net position as a percentage of the total OPEB liability	45.42%	47.08%	46.57%	14.13%

Note: Information prior to 2017 was unavailable. Schedule is intended to show information for 10 years. Additional years will be displayed as they become available.

Amounts presented for each fiscal year were determined as of the City's measurement date which is the prior year-end.

SEE ACCOMPANYING NOTES TO THE REQUIRED SUPPLEMENTARY INFORMATION

2017

0.20446700%

\$ 9,705,589

\$ 4,422,511

219.46%

15.96%

**CITY OF STEUBENVILLE, OHIO**

SCHEDULES OF THE REQUIRED SUPPLEMENTARY INFORMATION

SCHEDULE OF CITY OPEB CONTRIBUTIONS  
OHIO PUBLIC EMPLOYEES RETIREMENT SYSTEM (OPERS)

LAST TEN YEARS

	<u>2021</u>	<u>2020</u>	<u>2019</u>	<u>2018</u>
Contractually required contribution	\$ 3,974	\$ 5,244	\$ 5,742	\$ 5,415
Contributions in relation to the contractually required contribution	<u>(3,974)</u>	<u>(5,244)</u>	<u>(5,742)</u>	<u>(5,415)</u>
Contribution deficiency (excess)	<u>\$ -</u>	<u>\$ -</u>	<u>\$ -</u>	<u>\$ -</u>
City's covered payroll	\$ 6,156,343	\$ 5,542,753	\$ 5,556,496	\$ 5,242,468
Contributions as a percentage of covered payroll	0.06%	0.09%	0.10%	0.10%

SEE ACCOMPANYING NOTES TO THE REQUIRED SUPPLEMENTARY INFORMATION

<u>2017</u>	<u>2016</u>	<u>2015</u>	<u>2014</u>	<u>2013</u>	<u>2012</u>
\$ 56,072	\$ 105,028	\$ 98,170	\$ 90,090	\$ 47,638	\$ 213,835
<u>(56,072)</u>	<u>(105,028)</u>	<u>(98,170)</u>	<u>(90,090)</u>	<u>(47,638)</u>	<u>(213,835)</u>
<u>\$ -</u>	<u>\$ -</u>	<u>\$ -</u>	<u>\$ -</u>	<u>\$ -</u>	<u>\$ -</u>
\$ 5,070,763	\$ 5,045,234	\$ 5,071,800	\$ 4,843,200	\$ 4,765,877	\$ 5,280,510
1.11%	2.08%	1.94%	1.86%	1.00%	4.05%

**CITY OF STEUBENVILLE, OHIO**

SCHEDULES OF THE REQUIRED SUPPLEMENTARY INFORMATION

SCHEDULE OF CITY OPEB CONTRIBUTIONS  
OHIO POLICE AND FIRE (OP&F) PENSION FUND

LAST TEN YEARS

	<u>2021</u>	<u>2020</u>	<u>2019</u>	<u>2018</u>
<i>Police:</i>				
Contractually required contribution	\$ 13,541	\$ 12,520	\$ 12,558	\$ 12,446
Contributions in relation to the contractually required contribution	<u>(13,541)</u>	<u>(12,520)</u>	<u>(12,558)</u>	<u>(12,446)</u>
Contribution deficiency (excess)	<u>\$ -</u>	<u>\$ -</u>	<u>\$ -</u>	<u>\$ -</u>
City's covered payroll	\$ 2,708,147	\$ 2,504,095	\$ 2,511,532	\$ 2,489,237
Contributions as a percentage of covered payroll	0.50%	0.50%	0.50%	0.50%
<i>Fire:</i>				
Contractually required contribution	\$ 11,992	\$ 10,740	\$ 10,261	\$ 10,081
Contributions in relation to the contractually required contribution	<u>(11,992)</u>	<u>(10,740)</u>	<u>(10,261)</u>	<u>(10,081)</u>
Contribution deficiency (excess)	<u>\$ -</u>	<u>\$ -</u>	<u>\$ -</u>	<u>\$ -</u>
City's covered payroll	\$ 2,398,387	\$ 2,147,953	\$ 2,052,191	\$ 2,016,268
Contributions as a percentage of covered payroll	0.50%	0.50%	0.50%	0.50%

SEE ACCOMPANYING NOTES TO THE REQUIRED SUPPLEMENTARY INFORMATION

<u>2017</u>	<u>2016</u>	<u>2015</u>	<u>2014</u>	<u>2013</u>	<u>2012</u>
\$ 12,108	\$ 11,637	\$ 11,871	\$ 10,987	\$ 79,652	\$ 151,859
<u>(12,108)</u>	<u>(11,637)</u>	<u>(11,871)</u>	<u>(10,987)</u>	<u>(79,652)</u>	<u>(151,859)</u>
<u>\$ -</u>	<u>\$ -</u>	<u>\$ -</u>	<u>\$ -</u>	<u>\$ -</u>	<u>\$ -</u>
\$ 2,421,563	\$ 2,327,468	\$ 2,311,811	\$ 2,195,921	\$ 2,275,782	\$ 2,273,294
0.50%	0.50%	0.51%	0.50%	3.50%	6.68%
\$ 10,105	\$ 10,475	\$ 10,614	\$ 10,172	\$ 73,456	\$ 134,606
<u>(10,105)</u>	<u>(10,475)</u>	<u>(10,614)</u>	<u>(10,172)</u>	<u>(73,456)</u>	<u>(134,606)</u>
<u>\$ -</u>	<u>\$ -</u>	<u>\$ -</u>	<u>\$ -</u>	<u>\$ -</u>	<u>\$ -</u>
\$ 2,020,966	\$ 2,095,043	\$ 2,122,719	\$ 2,034,417	\$ 2,091,866	\$ 1,994,162
0.50%	0.50%	0.50%	0.50%	3.51%	6.75%

CITY OF STEUBENVILLE, OHIO

NOTES TO THE REQUIRED SUPPLEMENTARY INFORMATION  
FOR THE YEAR ENDED DECEMBER 31, 2021

PENSION

---

*OHIO PUBLIC EMPLOYEES RETIREMENT SYSTEM (OPERS)*

*Changes in benefit terms :*

- There were no changes in benefit terms from the amounts reported for 2014-2021.

*Changes in assumptions :*

- There were no changes in methods and assumptions used in the calculation of actuarial determined contributions for 2014-2016.
- For 2017, the following were the most significant changes of assumptions that affected the total pension liability since the prior measurement date: (a) reduction in the actuarially assumed rate of return from 8.00% down to 7.50%, (b) for defined benefit investments, decreasing the wage inflation from 3.75% to 3.25% and (c) changing the future salary increases from a range of 4.25%-10.05% to 3.25%-10.75%.
- There were no changes in assumptions for 2018.
- For 2019, the following were the most significant changes of assumptions that affected the total pension liability since the prior measurement date: (a) the assumed rate of return and discount rate were reduced from 7.50% down to 7.20%.
- There were no changes in assumptions for 2020.
- There were no changes in assumptions for 2021.

OHIO POLICE AND FIRE (OP&F) PENSION FUND

*Changes in benefit terms :*

- There were no changes in benefit terms from the amounts reported for 2014-2021.

*Changes in assumptions :*

- There were no changes in methods and assumptions used in the calculation of actuarial determined contributions for 2014-2017.
- For 2018, the following were the most significant changes of assumptions that affected the total pension since the prior measurement date: (a) reduction in the actuarially assumed rate of return from 8.50% down to 8.00%, (b) changing the future salary increases from a range of 4.25%-11.00% to 3.75%-10.50%, (c) reduction in payroll increases from 3.75% down to 3.25%, (d) reduction in inflation assumptions from 3.25% down to 2.75% and (e) Cost of Living Adjustments (COLA) were reduced from 2.60% and 3.00% simple to 2.20% and 3.00% simple.
- There were no changes in assumptions for 2019.
- There were no changes in assumptions for 2020.
- There were no changes in assumptions for 2021.

(Continued)



CITY OF STEUBENVILLE, OHIO

NOTES TO THE REQUIRED SUPPLEMENTARY INFORMATION (CONTINUED)  
FOR THE YEAR ENDED DECEMBER 31, 2021

OTHER POSTEMPLOYMENT BENEFITS (OPEB)

---

OHIO PUBLIC EMPLOYEES RETIREMENT SYSTEM (OPERS)

*Changes in benefit terms :*

- There were no changes in benefit terms from the amounts reported for 2017-2020.
- For 2021, the following were the most significant changes in benefit terms since the prior measurement date: the Board approved several changes to the health care plan offered to Medicare and non-Medicare retirees in efforts to decrease costs and increase the solvency of the health care Plan. These changes are effective January 1, 2022 and include changes to base allowances and eligibility for Medicare retirees, as well as replacing OPERS-sponsored medical plans for non-Medicare retirees with monthly allowances, similar to the program for Medicare retirees. These changes are reflected in the December 31, 2020 measurement date health care valuation. These changes significantly decreased the total OPEB liability for the measurement date December 31, 2020.

*Changes in assumptions :*

- There were no changes in methods and assumptions used in the calculation of actuarial determined contributions for 2017.
- For 2018, the following were the most significant changes of assumptions that affected the total OPEB liability since the prior measurement date: (a) reduction in the actuarially assumed rate of return from 4.23% down to 3.85%.
- For 2019, the following were the most significant changes of assumptions that affect the total OPEB liability since the prior measurement date: (a) the discount rate was increased from 3.85% up to 3.96%, (b) The investment rate of return was decreased from 6.50% percent down to 6.00%, (c) the municipal bond rate was increased from 3.31% up to 3.71% and (d) the health care cost trend rate was increased from 7.50%, initial/3.25%, ultimate in 2028 up to 10.00%, initial/3.25% ultimate in 2029.
- For 2020, the following were the most significant changes of assumptions that affect the total OPEB liability since the prior measurement date: (a) the discount rate was decreased from 3.96% up to 3.16%, (b) the municipal bond rate was decreased from 3.71% up to 2.75% and (c) the health care cost trend rate was increased from 10.50%, initial/3.25%, ultimate in 2029 up to 10.50%, initial/3.50% ultimate in 2030.
- For 2021, the following were the most significant changes of assumptions that affect the total OPEB liability since the prior measurement date: (a) the discount rate was increased from 3.16% up to 6.00%, (b) the municipal bond rate was decreased from 2.75% up to 2.00% and (c) the health care cost trend rate was decreased from 10.00%, initial/3.50%, ultimate in 2030 down to 8.50%, initial/3.50% ultimate in 2035.

OHIO POLICE AND FIRE (OP&F) PENSION FUND

*Changes in benefit terms :*

- There were no changes in benefit terms from the amounts reported for 2017-2018.
- For 2019, OP&F changed its retiree health care model from a self-insured health care plan to a stipend-based health care model.
- There were no changes in benefit terms from the amounts reported for 2020.
- There were no changes in benefit terms from the amounts reported for 2021.

*Changes in assumptions :*

- There were no changes in methods and assumptions used in the calculation of actuarial determined contributions for 2017.
- For 2018, the following were the most significant changes of assumptions that affected the total OPEB liability since the prior measurement date: (a) DROP interest rate was reduced from 4.50% to 4.00%, (b) CPI-based COLA was reduced from 2.60% to 2.20%, (c) investment rate of return was reduced from 8.25% to 8.00%, (d) salary increases were reduced from 3.75% to 3.25% and (e) payroll growth was reduced from 3.75% to 3.25%.
- For 2019, the following were the most significant changes of assumptions that affect the total OPEB liability since the prior measurement date: (a) the discount rate was increased from 3.24% up to 4.66%. For 2020, the following were the most significant changes of assumptions that affect the total OPEB liability since the prior measurement date: (a) the discount rate was decreased from 4.66% up to 3.56%.
- For 2020, the following were the most significant changes of assumptions that affect the total OPEB liability since the prior measurement date: (a) the discount rate was decreased from 4.66% up to 3.56%.
- For 2021, the following were the most significant changes of assumptions that affect the total OPEB liability since the prior measurement date: (a) the discount rate was decreased from 3.56% down to 2.96%.

**THIS PAGE IS INTENTIONALLY LEFT BLANK**

COMBINING STATEMENTS  
AND INDIVIDUAL FUND SCHEDULES

**CITY OF STEUBENVILLE, OHIO**  
INDIVIDUAL FUND SCHEDULES  
FUND DESCRIPTIONS - GOVERNMENTAL FUNDS

**GENERAL FUND**

The general fund accounts for all financial resources except those required to be accounted for in another fund. The general fund balance is available to the City for any purpose provided it is expended or transferred according to the charter of the City and/or the general laws of Ohio.

**FUNDS INCLUDED IN THE GENERAL FUND**

The following funds are included in the general fund (GAAP basis), but have separate legally adopted budgets (budget basis):

***Unclaimed Monies Fund***

This fund accounts for uncashed checks issued by the City.

***General Reserve Fund***

This fund accounts for monies set-aside by the City for future expenses.

**MAJOR SPECIAL REVENUE FUND**

***American Rescue Plan Act Fund***

This fund accounts for monies received from the federal government as part of the American Rescue Plan Act (ARPA) of 2021. This Act provides additional relief to address the continued impact of the COVID-19 pandemic.

**MAJOR CAPITAL PROJECTS FUND**

***.7% City Income Tax - Street Improvement Fund***

This fund accounts for income tax revenue committed for, and Ohio Department of Transportation grants restricted for, improvement of the streets within the City.

**NONMAJOR SPECIAL REVENUE FUNDS**

The special revenue funds are used to account for all specific financial resources (other than major capital projects) that are restricted or committed for specified expenditure purposes. The following are the special revenue funds which the City operates:

***Street Maintenance and Repair Fund***

This fund accounts for the portion of State gasoline tax and motor vehicle registration fees designated for the maintenance of the streets within the City.

***State Highway Improvement Fund***

This fund accounts for the portion of the State gasoline tax and motor vehicle registration fees designated for maintenance of State highways within the City.

***Litter Fund***

This fund accounts for grants for litter prevention.

***Hotel/Motel Tax Fund***

This fund accounts for hotel occupancy taxes levied for operation of the Steubenville Convention and Visitors Bureau.

***Improvement Bond Escrow Fund***

This fund accounts for miscellaneous escrow funds.

***Floto Historical Site Fund***

This fund accounts for money held to improve a historical site in Steubenville.

***Demolition Bond Trust Fund***

This fund accounts for bond payments posted by contractors who are demolishing buildings within the City. The funds are returned to the contractor upon faithful performance.

**CITY OF STEUBENVILLE, OHIO**  
INDIVIDUAL FUND SCHEDULES  
FUND DESCRIPTIONS - GOVERNMENTAL FUNDS

**NONMAJOR SPECIAL REVENUE FUNDS (CONTINUED)**

***Indigent Drivers Fund***

This fund accounts for fees and fines to be used as payment of the cost of attendance at an alcohol and drug addiction treatment program.

***Enforcement and Education Fund***

This fund accounts for grant monies received from DUI arrests to be used for enforcement and education and for DUI housing reimbursements pursuant to Ohio Revised Code Section 4511.191.

***Law Enforcement Trust Fund***

This fund accounts for monies received from Federal Law Enforcement agencies designated for law enforcement purposes.

***South End Economic Development Fund***

This fund accounts for designated funds for the development of the South End of Downtown Steubenville.

***Property Maintenance Code Enforcement Fund***

This fund accounts for fines and forfeitures used to pay for property maintenance expenses and dilapidated property demolitions.

***Drug Dog Fund***

This fund accounts for monies received to purchase a drug dog and to cover expenses relating to the drug dog.

***Summer Food Program Fund***

This fund accounts for federal grants to provide meals to school-aged children during summer months.

***Special Assessments Fund***

This fund accounts for special assessments charged to property owners for City services.

***Municipal Court Special Project Fund - Probation***

This fund accounts for fees used to offset expenses of the Municipal Court Probation Department, including staff salaries, equipment and facilities.

***Motor Vehicle License Tax Fund***

This fund accounts for fees from license plates to be used for street improvements within the City.

***Zoning and Planning Fund***

This fund accounts for fees paid by residents applying for a zoning permit.

***Police Education Trust Fund***

This fund accounts for monies designated to be used for police training and education.

***Special Projects Fund***

This fund accounts for the proceeds of the \$10 increase in municipal court criminal/traffic court costs.

***IDIAM Court Fund***

The Indigent Driver's Interlock and Monitoring (IDIAM) fund is used to account for court costs and fines in funding Interlock and SCRAM.

***Court Community Correction Act Grant Fund***

This fund accounts for all activity associated with the Court Community Corrections Act State Grant. The purpose of this grant is to provide community service, treatment, and house arrest as an alternative to jail time. The State grant is a complement to the Federal Stimulus Grant.

***Fiber Infrastructure Fund***

A fund used to account for rental income that has been committed by City Council for fiber infrastructure.

**CITY OF STEUBENVILLE, OHIO**  
INDIVIDUAL FUND SCHEDULES  
FUND DESCRIPTIONS - GOVERNMENTAL FUNDS

**NONMAJOR SPECIAL REVENUE FUNDS (CONTINUED)**

***Mears Relief Fund***

This fund accounts for monies bequeathed to the City in 1871, held in a certificate of deposit, with interest payable to non-profit organizations.

***Community Development Fund***

This fund accounts for monies received from Community Development Block Grant (CDBG) projects.

***CDP - Revolving Loan Fund***

This fund accounts for monies loaned to local businesses for economic development purposes.

***CHIP Loan Fund***

This fund accounts for federal grant monies for first-time homebuyers and home rehabilitation projects.

***Municipal Court Special Projects Fund***

This fund accounts for fees used to offset expenses of the Municipal Court, including staff salaries, equipment and facilities.

***Mentoring Fund***

This fund accounts for a federal grant designed to mentor kids ages 9-13. Funds can be used for staff, group outings, program meetings and activities, recognition and incentives.

***Fire Damage Removal Fund***

This fund accounts for monies deposited with the City in escrow until proper completion of work on fire damaged buildings.

***Zoning and Rezoning Fund***

This fund accounts for monies paid by residents or businesses applying for zoning or rezoning of their property.

***Coronavirus Relief Fund***

To account for monies received from the Federal government to provide relief to the City to combat the Coronavirus pandemic.

***CDBG CARES Act Fund***

This fund accounts for supplemental funding received from the Federal government through the Coronavirus Aid, Relief, and Economic Security (CARES) Act for CDBG projects.

***Municipal Court Mental Health Fund***

This fund accounts for a grant from the Ohio Criminal Justice System along with local donations to establish a mental health court. The mental health court aims to help people who are charged with non-violent misdemeanor crimes with recovery and treatment rather than jail time.

**NONMAJOR DEBT SERVICE FUND**

The debt service fund is used to account for and report financial resources that are restricted, committed, or assigned to expenditure for principal and interest.

***General Bond Retirement Fund***

This fund accounts for the resources that are used for the payment of principal, interest, and other fiscal charges on general obligation debt.

**CITY OF STEUBENVILLE, OHIO**

INDIVIDUAL FUND SCHEDULES  
FUND DESCRIPTIONS - GOVERNMENTAL FUNDS

**NONMAJOR CAPITAL PROJECTS FUNDS**

The capital projects funds are used to account for and report financial resources that are restricted, committed, or assigned to expenditure for capital outlays, including the acquisition or construction of capital facilities and other capital assets. Capital projects funds exclude those types of capital-related outflows financed by proprietary funds or for assets that will be held in trust for individuals, private organizations, or other governments.

***General Capital Improvement Fund***

This fund accounts for the acquisition and construction of major capital improvements other than those financed by proprietary funds.

***Municipal Court Improvement Fund***

This fund accounts for fines and forfeitures restricted for municipal court improvements.

***.7% City Income Tax - Equipment Improvement Fund***

This fund accounts for income tax revenue committed for purchases of new equipment for City departments.

***.7% City Income Tax - Recreation Improvement Fund***

This fund accounts for income tax revenue committed for improvement of the City's parks and recreational facilities.

**CITY OF STEUBENVILLE, OHIO**

SCHEDULE OF REVENUES, EXPENDITURES AND CHANGES IN  
 FUND BALANCE - BUDGET AND ACTUAL (NON-GAAP BUDGETARY BASIS)  
 GENERAL FUND  
 FOR THE YEAR ENDED DECEMBER 31, 2021

	Budgeted Amounts		Actual	Variance with
	Original	Final		Final Budget
				Positive
				(Negative)
<b>Revenues:</b>				
Municipal income taxes . . . . .	\$ 9,754,700	\$ 10,690,283	\$ 10,895,556	\$ 205,273
Property and other taxes . . . . .	1,261,800	1,278,434	1,271,044	(7,390)
Charges for services . . . . .	744,400	815,936	852,449	36,513
Licenses and permits. . . . .	623,500	595,536	631,669	36,133
Fines and forfeitures. . . . .	292,000	251,461	241,811	(9,650)
Intergovernmental . . . . .	932,500	1,113,469	1,171,122	57,653
Investment income . . . . .	15,000	3,000	1,380	(1,620)
Rental income. . . . .	72,300	73,920	75,736	1,816
Contributions and donations. . . . .	1,000	3,202	3,204	2
Other. . . . .	586,500	532,549	535,137	2,588
<b>Total revenues. . . . .</b>	<b>14,283,700</b>	<b>15,357,790</b>	<b>15,679,108</b>	<b>321,318</b>
<b>Expenditures:</b>				
Current:				
General government				
Mayor				
Personal services. . . . .	31,037	33,468	33,134	334
Maintenance and operations. . . . .	2,950	2,619	2,195	424
<b>Total mayor . . . . .</b>	<b>33,987</b>	<b>36,087</b>	<b>35,329</b>	<b>758</b>
Finance				
Personal services. . . . .	226,305	248,203	246,466	1,737
Maintenance and operations. . . . .	10,525	6,632	4,650	1,982
<b>Total finance. . . . .</b>	<b>236,830</b>	<b>254,835</b>	<b>251,116</b>	<b>3,719</b>
Law director				
Personal services. . . . .	176,398	164,149	163,608	541
Contractual services . . . . .	66,212	66,639	66,639	-
Maintenance and operations . . . . .	85,538	59,245	52,218	7,027
<b>Total law director . . . . .</b>	<b>328,148</b>	<b>290,033</b>	<b>282,465</b>	<b>7,568</b>
Civil service				
Maintenance and operations . . . . .	23,154	33,781	33,182	599
<b>Total civil service . . . . .</b>	<b>23,154</b>	<b>33,781</b>	<b>33,182</b>	<b>599</b>
Central purchasing				
Personal services. . . . .	1,886,313	2,026,413	1,969,667	56,746
Maintenance and operations. . . . .	409,062	869,116	825,346	43,770
Capital outlay . . . . .	-	130,360	130,360	-
Other. . . . .	426,573	491,167	453,882	37,285
<b>Total central purchasing . . . . .</b>	<b>2,721,948</b>	<b>3,517,056</b>	<b>3,379,255</b>	<b>137,801</b>
City manager				
Personal services. . . . .	179,887	185,722	187,006	(1,284)
Maintenance and operations . . . . .	9,950	8,000	6,483	1,517
<b>Total city manager . . . . .</b>	<b>189,837</b>	<b>193,722</b>	<b>193,489</b>	<b>233</b>

- - Continued



**CITY OF STEUBENVILLE, OHIO**

SCHEDULE OF REVENUES, EXPENDITURES AND CHANGES IN  
 FUND BALANCE - BUDGET AND ACTUAL (NON-GAAP BUDGETARY BASIS)  
 GENERAL FUND (CONTINUED)  
 FOR THE YEAR ENDED DECEMBER 31, 2021

	<u>Budgeted Amounts</u>			<b>Variance with Final Budget Positive (Negative)</b>
	<u>Original</u>	<u>Final</u>	<u>Actual</u>	
City buildings				
Maintenance and operations . . . . .	\$ 141,459	\$ 130,895	\$ 127,991	\$ 2,904
Capital outlay . . . . .	79,090	89,108	89,108	-
Total city buildings . . . . .	<u>220,549</u>	<u>220,003</u>	<u>217,099</u>	<u>2,904</u>
Council				
Personal services. . . . .	86,651	91,243	89,911	1,332
Maintenance and operations . . . . .	1,550	1,224	425	799
Total council . . . . .	<u>88,201</u>	<u>92,467</u>	<u>90,336</u>	<u>2,131</u>
Municipal court				
Personal services. . . . .	468,134	526,856	523,666	3,190
Maintenance and operations . . . . .	110,175	205,471	189,613	15,858
Total municipal court . . . . .	<u>578,309</u>	<u>732,327</u>	<u>713,279</u>	<u>19,048</u>
Building department				
Personal services. . . . .	360,471	472,062	390,734	81,328
Contractual services . . . . .	30,000	22,535	17,656	4,879
Maintenance and operations . . . . .	200,435	116,082	184,828	(68,746)
Total building department . . . . .	<u>590,906</u>	<u>610,679</u>	<u>593,218</u>	<u>17,461</u>
Total general government. . . . .	<u>5,011,869</u>	<u>5,980,990</u>	<u>5,788,768</u>	<u>192,222</u>
Police				
Personal services. . . . .	3,551,777	3,855,650	3,768,383	87,267
Maintenance and operations . . . . .	278,239	336,510	310,216	26,294
Other . . . . .	150	-	-	-
Total police . . . . .	<u>3,830,166</u>	<u>4,192,160</u>	<u>4,078,599</u>	<u>113,561</u>
Fire				
Personal services. . . . .	2,874,749	3,220,265	3,220,265	-
Maintenance and operations . . . . .	240,491	308,718	258,311	50,407
Total fire. . . . .	<u>3,115,240</u>	<u>3,528,983</u>	<u>3,478,576</u>	<u>50,407</u>
Electrical				
Personal services. . . . .	112,630	122,977	122,215	762
Maintenance and operations . . . . .	19,325	11,937	10,785	1,152
Total electrical . . . . .	<u>131,955</u>	<u>134,914</u>	<u>133,000</u>	<u>1,914</u>
Total security of persons and property. . . . .	<u>7,077,361</u>	<u>7,856,057</u>	<u>7,690,175</u>	<u>165,882</u>

- - Continued

**CITY OF STEUBENVILLE, OHIO**

SCHEDULE OF REVENUES, EXPENDITURES AND CHANGES IN  
 FUND BALANCE - BUDGET AND ACTUAL (NON-GAAP BUDGETARY BASIS)  
 GENERAL FUND (CONTINUED)  
 FOR THE YEAR ENDED DECEMBER 31, 2021

	<u>Budgeted Amounts</u>		<u>Actual</u>	<u>Variance with Final Budget Positive (Negative)</u>
	<u>Original</u>	<u>Final</u>		
Public health and welfare				
Health administration				
Contractual services . . . . .	\$ 88,000	\$ 67,000	\$ 65,153	\$ 1,847
Total health administration. . . . .	<u>88,000</u>	<u>67,000</u>	<u>65,153</u>	<u>1,847</u>
Assistance to the needy				
Other. . . . .	<u>18,000</u>	<u>22,275</u>	<u>21,750</u>	<u>525</u>
Total assistance to the needy. . . . .	<u>18,000</u>	<u>22,275</u>	<u>21,750</u>	<u>525</u>
Total public health and welfare. . . . .	<u>106,000</u>	<u>89,275</u>	<u>86,903</u>	<u>2,372</u>
Transportation				
Street department				
Personal services. . . . .	979,507	798,168	758,548	39,620
Maintenance and operations . . . . .	<u>7,340</u>	<u>7,914</u>	<u>7,226</u>	<u>688</u>
Total street department. . . . .	<u>986,847</u>	<u>806,082</u>	<u>765,774</u>	<u>40,308</u>
Lighting				
Maintenance and operations . . . . .	<u>344,350</u>	<u>331,032</u>	<u>325,903</u>	<u>5,129</u>
Total lighting. . . . .	<u>344,350</u>	<u>331,032</u>	<u>325,903</u>	<u>5,129</u>
Total transportation . . . . .	<u>1,331,197</u>	<u>1,137,114</u>	<u>1,091,677</u>	<u>45,437</u>
Community environment				
Planning				
Personal services. . . . .	67,141	71,732	71,307	425
Maintenance and operations . . . . .	<u>13,483</u>	<u>12,884</u>	<u>11,880</u>	<u>1,004</u>
Total planning. . . . .	<u>80,624</u>	<u>84,616</u>	<u>83,187</u>	<u>1,429</u>
Total community environment . . . . .	<u>80,624</u>	<u>84,616</u>	<u>83,187</u>	<u>1,429</u>
Leisure time activity				
Recreation-parks				
Personal services. . . . .	228,228	237,218	236,674	544
Maintenance and operations . . . . .	<u>93,615</u>	<u>108,105</u>	<u>105,809</u>	<u>2,296</u>
Total recreation-parks . . . . .	<u>321,843</u>	<u>345,323</u>	<u>342,483</u>	<u>2,840</u>
Recreation-pools				
Personal services. . . . .	25,094	7,650	7,650	-
Maintenance and operations . . . . .	<u>18,675</u>	<u>13,346</u>	<u>12,283</u>	<u>1,063</u>
Total recreation-pools . . . . .	<u>43,769</u>	<u>20,996</u>	<u>19,933</u>	<u>1,063</u>

- - Continued

**CITY OF STEUBENVILLE, OHIO**

SCHEDULE OF REVENUES, EXPENDITURES AND CHANGES IN  
 FUND BALANCE - BUDGET AND ACTUAL (NON-GAAP BUDGETARY BASIS)  
 GENERAL FUND (CONTINUED)  
 FOR THE YEAR ENDED DECEMBER 31, 2021

	<u>Budgeted Amounts</u>		<u>Actual</u>	<u>Variance with Final Budget Positive (Negative)</u>
	<u>Original</u>	<u>Final</u>		
Recreation-indoors				
Personal services. . . . .	\$ 51,179	\$ 18,630	\$ 17,078	\$ 1,552
Maintenance and operations . . . . .	63,518	62,610	57,649	4,961
Total recreation-indoors. . . . .	<u>114,697</u>	<u>81,240</u>	<u>74,727</u>	<u>6,513</u>
Recreation-administration				
Personal services. . . . .	77,841	85,254	85,167	87
Maintenance and operations . . . . .	18,425	33,544	28,639	4,905
Total recreation-administration . . . . .	<u>96,266</u>	<u>118,798</u>	<u>113,806</u>	<u>4,992</u>
Community celebrations				
Maintenance and operations . . . . .	24,540	24,500	23,750	750
Total community celebrations . . . . .	<u>24,540</u>	<u>24,500</u>	<u>23,750</u>	<u>750</u>
Total leisure time activity. . . . .	<u>601,115</u>	<u>590,857</u>	<u>574,699</u>	<u>16,158</u>
Debt service:				
Principal retirement. . . . .	25,000	25,000	25,000	-
Interest and fiscal charges. . . . .	35,200	35,200	35,200	-
Total debt service. . . . .	<u>60,200</u>	<u>60,200</u>	<u>60,200</u>	<u>-</u>
Total expenditures. . . . .	<u>14,268,366</u>	<u>15,799,109</u>	<u>15,375,609</u>	<u>423,500</u>
Excess (deficiency) of revenues over (under) expenditures . . . . .	<u>15,334</u>	<u>(441,319)</u>	<u>303,499</u>	<u>744,818</u>
<b>Other financing sources:</b>				
Sale of capital assets. . . . .	1,000	15,000	15,000	-
Total other financing sources . . . . .	<u>1,000</u>	<u>15,000</u>	<u>15,000</u>	<u>-</u>
Net change in fund balance. . . . .	16,334	(426,319)	318,499	744,818
<b>Fund balance at beginning of year . . . . .</b>	<u>4,892,535</u>	<u>4,892,535</u>	<u>4,892,535</u>	<u>-</u>
<b>Prior year encumbrances appropriated . . . . .</b>	<u>647,066</u>	<u>647,066</u>	<u>647,066</u>	<u>-</u>
<b>Fund balance at end of year . . . . .</b>	<u>\$ 5,555,935</u>	<u>\$ 5,113,282</u>	<u>\$ 5,858,100</u>	<u>\$ 744,818</u>

**CITY OF STEUBENVILLE, OHIO**

SCHEDULE OF REVENUES, EXPENDITURES AND CHANGES IN  
 FUND BALANCE - BUDGET AND ACTUAL (NON-GAAP BUDGETARY BASIS)  
 UNCLAIMED MONIES FUND  
 FOR THE YEAR ENDED DECEMBER 31, 2021

	<u>Budgeted Amounts</u>		<u>Actual</u>	<b>Variance with Final Budget Positive (Negative)</b>
	<u>Original</u>	<u>Final</u>		
<b>Revenues:</b>				
Other . . . . .	\$ 3,900	\$ 5,391	\$ 5,391	\$ -
<b>Total revenues . . . . .</b>	<u>3,900</u>	<u>5,391</u>	<u>5,391</u>	<u>-</u>
<b>Expenditures:</b>				
Current:				
General government				
Unclaimed monies				
Maintenance and operations . . . . .	<u>3,900</u>	<u>2,904</u>	<u>2,904</u>	<u>-</u>
<b>Total expenditures . . . . .</b>	<u>3,900</u>	<u>2,904</u>	<u>2,904</u>	<u>-</u>
<b>Net change in fund balance . . . . .</b>	-	2,487	2,487	-
<b>Fund balance at beginning of year . . . . .</b>	<u>27,706</u>	<u>27,706</u>	<u>27,706</u>	<u>-</u>
<b>Fund balance at end of year . . . . .</b>	<u>\$ 27,706</u>	<u>\$ 30,193</u>	<u>\$ 30,193</u>	<u>\$ -</u>

**CITY OF STEUBENVILLE, OHIO**

SCHEDULE OF REVENUES, EXPENDITURES AND CHANGES IN  
 FUND BALANCE - BUDGET AND ACTUAL (NON-GAAP BUDGETARY BASIS)  
 GENERAL RESERVE FUND  
 FOR THE YEAR ENDED DECEMBER 31, 2021

	<u>Budgeted Amounts</u>			<b>Variance with Final Budget Positive (Negative)</b>
	<u>Original</u>	<u>Final</u>	<u>Actual</u>	
<b>Fund balance at beginning of year . . . . .</b>	\$ 1,000,000	\$ 1,000,000	\$ 1,000,000	\$ -
<b>Fund balance at end of year . . . . .</b>	<u>\$ 1,000,000</u>	<u>\$ 1,000,000</u>	<u>\$ 1,000,000</u>	<u>\$ -</u>

**CITY OF STEUBENVILLE, OHIO**

SCHEDULE OF REVENUES, EXPENDITURES AND CHANGES IN  
 FUND BALANCE - BUDGET AND ACTUAL (NON-GAAP BUDGETARY BASIS)  
 AMERICAN RESCUE PLAN ACT FUND  
 FOR THE YEAR ENDED DECEMBER 31, 2021

	<u>Budgeted Amounts</u>		<u>Actual</u>	<u>Variance with Final Budget Positive (Negative)</u>
	<u>Original</u>	<u>Final</u>		
<b>Revenues:</b>				
Intergovernmental . . . . .	\$ -	\$ 7,299,150	\$ 7,299,150	\$ -
Total revenues . . . . .	-	7,299,150	7,299,150	-
<b>Expenditures:</b>				
Capital outlay				
Central purchasing				
Capital outlay. . . . .	-	745,000	745,000	-
Total expenditures . . . . .	-	745,000	745,000	-
Net change in fund balance. . . . .	-	6,554,150	6,554,150	-
<b>Fund balance at beginning of year . . . . .</b>	<u>-</u>	<u>-</u>	<u>-</u>	<u>-</u>
<b>Fund balance at end of year. . . . .</b>	<u>\$ -</u>	<u>\$ 6,554,150</u>	<u>\$ 6,554,150</u>	<u>\$ -</u>

**CITY OF STEUBENVILLE, OHIO**

SCHEDULE OF REVENUES, EXPENDITURES AND CHANGES IN  
 FUND BALANCE - BUDGET AND ACTUAL (NON-GAAP BUDGETARY BASIS)  
 .7% CITY INCOME TAX - STREET IMPROVEMENT FUND  
 FOR THE YEAR ENDED DECEMBER 31, 2021

	<u>Budgeted Amounts</u>			<b>Variance with Final Budget Positive (Negative)</b>
	<u>Original</u>	<u>Final</u>	<u>Actual</u>	
<b>Revenues:</b>				
Municipal income taxes . . . . .	\$ 745,200	\$ 757,200	\$ 771,509	\$ 14,309
Property and other taxes . . . . .	199,000	202,000	216,135	14,135
Charges for services . . . . .	300	1,224	1,224	-
Licenses and permits. . . . .	40,000	24,000	23,291	(709)
Intergovernmental . . . . .	665,000	206,074	462,428	256,354
Other. . . . .	-	510	510	-
<b>Total revenues . . . . .</b>	<u>1,649,500</u>	<u>1,191,008</u>	<u>1,475,097</u>	<u>284,089</u>
<b>Expenditures:</b>				
Capital outlay				
Street department				
Personal services . . . . .	244,021	251,094	249,330	1,764
Maintenance and operations. . . . .	22,350	15,642	13,605	2,037
Capital outlay. . . . .	1,577,684	1,343,902	1,234,998	108,904
Other. . . . .	11,949	9,039	7,892	1,147
<b>Total capital outlay . . . . .</b>	<u>1,856,004</u>	<u>1,619,677</u>	<u>1,505,825</u>	<u>113,852</u>
Debt service:				
Principal retirement. . . . .	84,426	88,315	85,363	2,952
Interest and fiscal charges. . . . .	15,260	14,297	13,935	362
<b>Total debt service. . . . .</b>	<u>99,686</u>	<u>102,612</u>	<u>99,298</u>	<u>3,314</u>
<b>Total expenditures. . . . .</b>	<u>1,955,690</u>	<u>1,722,289</u>	<u>1,605,123</u>	<u>117,166</u>
Net change in fund balance . . . . .	(306,190)	(531,281)	(130,026)	401,255
<b>Fund balance at beginning of year . . . . .</b>	1,728,158	1,728,158	1,728,158	-
<b>Prior year encumbrances appropriated . .</b>	<u>216,846</u>	<u>216,846</u>	<u>216,846</u>	<u>-</u>
<b>Fund balance at end of year . . . . .</b>	<u>\$ 1,638,814</u>	<u>\$ 1,413,723</u>	<u>\$ 1,814,978</u>	<u>\$ 401,255</u>

**CITY OF STEUBENVILLE, OHIO**

COMBINING BALANCE SHEET  
NONMAJOR GOVERNMENTAL FUNDS  
DECEMBER 31, 2021

	<b>Nonmajor Special Revenue Funds</b>	<b>Nonmajor Debt Service Fund</b>	<b>Nonmajor Capital Projects Funds</b>	<b>Total Nonmajor Governmental Funds</b>
<b>Assets:</b>				
Equity in pooled cash and cash equivalents . . . .	\$ 2,163,874	\$ 322,494	\$ 448,722	\$ 2,935,090
Receivables (net of allowances of uncollectibles):				
Income taxes . . . . .	-	-	74,903	74,903
Real and other taxes . . . . .	14,776	285,287	-	300,063
Special assessments . . . . .	151,046	-	-	151,046
Due from other governments . . . . .	1,862,066	13,410	148,588	2,024,064
Prepayments . . . . .	4,205	-	-	4,205
Materials and supplies inventory . . . . .	105,000	-	-	105,000
Total assets . . . . .	<u>\$ 4,300,967</u>	<u>\$ 621,191</u>	<u>\$ 672,213</u>	<u>\$ 5,594,371</u>
<b>Liabilities:</b>				
Accounts payable . . . . .	\$ 65,455	\$ -	\$ 5,214	\$ 70,669
Contracts payable . . . . .	-	-	165,878	165,878
Accrued wages and benefits . . . . .	1,647	-	-	1,647
Due to other governments . . . . .	6,213	-	-	6,213
Total liabilities . . . . .	<u>73,315</u>	<u>-</u>	<u>171,092</u>	<u>244,407</u>
<b>Deferred inflows of resources:</b>				
Property taxes levied for the next year. . . . .	-	250,538	-	250,538
Delinquent property tax revenue not available. . .	-	34,749	-	34,749
Special assessments revenue not available. . . . .	151,046	-	-	151,046
Income tax revenue not available. . . . .	-	-	74,903	74,903
Intergovernmental revenue not available. . . . .	1,759,659	13,410	148,588	1,921,657
Total deferred inflows of resources . . . . .	<u>1,910,705</u>	<u>298,697</u>	<u>223,491</u>	<u>2,432,893</u>
<b>Fund balances:</b>				
Nonspendable . . . . .	109,205	-	-	109,205
Restricted . . . . .	2,205,367	-	64,004	2,269,371
Committed . . . . .	33,606	322,494	325,505	681,605
Unassigned (deficit). . . . .	<u>(31,231)</u>	<u>-</u>	<u>(111,879)</u>	<u>(143,110)</u>
Total fund balances. . . . .	<u>2,316,947</u>	<u>322,494</u>	<u>277,630</u>	<u>2,917,071</u>
Total liabilities, deferred inflows of resources and fund balances. . . . .	<u>\$ 4,300,967</u>	<u>\$ 621,191</u>	<u>\$ 672,213</u>	<u>\$ 5,594,371</u>



**CITY OF STEUBENVILLE, OHIO**

COMBINING STATEMENT OF REVENUES, EXPENDITURES AND CHANGES IN FUND BALANCES  
NONMAJOR GOVERNMENTAL FUNDS  
FOR THE YEAR ENDED DECEMBER 31, 2021

	<b>Nonmajor Special Revenue Funds</b>	<b>Nonmajor Debt Service Fund</b>	<b>Nonmajor Capital Projects Funds</b>	<b>Total Nonmajor Governmental Funds</b>
<b>Revenues:</b>				
Municipal income taxes . . . . .	\$ -	\$ -	\$ 400,000	\$ 400,000
Property and other taxes . . . . .	219,744	227,152	-	446,896
Licenses and permits . . . . .	5,050	-	-	5,050
Fines and forfeitures . . . . .	78,266	-	22,357	100,623
Intergovernmental . . . . .	2,167,668	26,837	508,104	2,702,609
Special assessments . . . . .	100,535	-	-	100,535
Investment income . . . . .	2	-	-	2
Contributions and donations . . . . .	100	-	-	100
Other . . . . .	44,596	-	55,491	100,087
<b>Total revenues . . . . .</b>	<b>2,615,961</b>	<b>253,989</b>	<b>985,952</b>	<b>3,855,902</b>
<b>Expenditures:</b>				
Current:				
General government . . . . .	550,672	5,286	12,976	568,934
Security of persons and property . . . . .	47,737	-	-	47,737
Transportation . . . . .	817,996	-	-	817,996
Community environment . . . . .	575,145	-	-	575,145
Leisure time activity . . . . .	30,442	-	-	30,442
Capital outlay . . . . .	558,473	-	1,203,830	1,762,303
Debt service:				
Principal retirement . . . . .	-	95,000	-	95,000
Interest and fiscal charges . . . . .	-	131,694	-	131,694
<b>Total expenditures . . . . .</b>	<b>2,580,465</b>	<b>231,980</b>	<b>1,216,806</b>	<b>4,029,251</b>
<b>Net change in fund balances . . . . .</b>	<b>35,496</b>	<b>22,009</b>	<b>(230,854)</b>	<b>(173,349)</b>
<b>Fund balances at beginning of year . . . . .</b>	<b>2,281,451</b>	<b>300,485</b>	<b>508,484</b>	<b>3,090,420</b>
<b>Fund balances at end of year . . . . .</b>	<b>\$ 2,316,947</b>	<b>\$ 322,494</b>	<b>\$ 277,630</b>	<b>\$ 2,917,071</b>

**CITY OF STEUBENVILLE, OHIO**

COMBINING BALANCE SHEET  
NONMAJOR SPECIAL REVENUE FUNDS  
DECEMBER 31, 2021

	<u>Street Maintenance and Repair</u>	<u>State Highway Improvement</u>	<u>Litter</u>	<u>Hotel/Motel Tax</u>
<b>Assets:</b>				
Equity in pooled cash and cash equivalents . . . . .	\$ 869,720	\$ 186,885	\$ 251	\$ -
Receivables (net of allowances of uncollectibles):				
Real and other taxes . . . . .	-	-	-	9,381
Special assessments . . . . .	-	-	-	-
Due from other governments . . . . .	399,615	32,401	-	-
Prepayments . . . . .	-	-	-	-
Materials and supplies inventory . . . . .	105,000	-	-	-
Total assets . . . . .	<u>\$ 1,374,335</u>	<u>\$ 219,286</u>	<u>\$ 251</u>	<u>\$ 9,381</u>
<b>Liabilities:</b>				
Accounts payable . . . . .	\$ 6,346	\$ -	\$ -	\$ -
Accrued wages and benefits . . . . .	-	-	-	-
Due to other governments . . . . .	-	-	-	-
Total liabilities . . . . .	<u>6,346</u>	<u>-</u>	<u>-</u>	<u>-</u>
<b>Deferred inflows of resources:</b>				
Special assessments revenue not available. . . . .	-	-	-	-
Intergovernmental revenue not available. . . . .	335,220	27,179	-	-
Total deferred inflows of resources . . . . .	<u>335,220</u>	<u>27,179</u>	<u>-</u>	<u>-</u>
<b>Fund balances:</b>				
Nonspendable . . . . .	105,000	-	-	-
Restricted . . . . .	927,769	192,107	251	9,381
Committed . . . . .	-	-	-	-
Unassigned (deficit) . . . . .	-	-	-	-
Total fund balances (deficit) . . . . .	<u>1,032,769</u>	<u>192,107</u>	<u>251</u>	<u>9,381</u>
Total liabilities, deferred inflows of resources and fund balances. . . . .	<u>\$ 1,374,335</u>	<u>\$ 219,286</u>	<u>\$ 251</u>	<u>\$ 9,381</u>



**CITY OF STEUBENVILLE, OHIO**

COMBINING BALANCE SHEET  
NONMAJOR SPECIAL REVENUE FUNDS (CONTINUED)  
DECEMBER 31, 2021

	<b>Property Maintenance Code Enforcement</b>	<b>Drug Dog</b>	<b>Summer Food Program</b>	<b>Special Assessments</b>
<b>Assets:</b>				
Equity in pooled cash and cash equivalents . . . .	\$ 13,593	\$ 13,232	\$ 644	\$ 191,122
Receivables (net of allowances of uncollectibles):				
Real and other taxes . . . . .	-	-	-	-
Special assessments . . . . .	-	-	-	151,046
Due from other governments . . . . .	-	-	-	-
Prepayments . . . . .	-	-	-	-
Materials and supplies inventory . . . . .	-	-	-	-
<b>Total assets . . . . .</b>	<b><u>\$ 13,593</u></b>	<b><u>\$ 13,232</u></b>	<b><u>\$ 644</u></b>	<b><u>\$ 342,168</u></b>
<b>Liabilities:</b>				
Accounts payable . . . . .	\$ -	\$ -	\$ -	\$ -
Accrued wages and benefits . . . . .	-	-	-	-
Due to other governments . . . . .	-	-	-	-
<b>Total liabilities . . . . .</b>	<b><u>-</u></b>	<b><u>-</u></b>	<b><u>-</u></b>	<b><u>-</u></b>
<b>Deferred inflows of resources:</b>				
Special assessments revenue not available. . . . .	-	-	-	151,046
Intergovernmental revenue not available. . . . .	-	-	-	-
<b>Total deferred inflows of resources . . . . .</b>	<b><u>-</u></b>	<b><u>-</u></b>	<b><u>-</u></b>	<b><u>151,046</u></b>
<b>Fund balances:</b>				
Nonspendable . . . . .	-	-	-	-
Restricted . . . . .	-	13,232	-	191,122
Committed . . . . .	13,593	-	644	-
Unassigned (deficit) . . . . .	-	-	-	-
<b>Total fund balances (deficit) . . . . .</b>	<b><u>13,593</u></b>	<b><u>13,232</u></b>	<b><u>644</u></b>	<b><u>191,122</u></b>
<b>Total liabilities, deferred inflows of resources and fund balances. . . . .</b>	<b><u>\$ 13,593</u></b>	<b><u>\$ 13,232</u></b>	<b><u>\$ 644</u></b>	<b><u>\$ 342,168</u></b>

<b>Municipal Court Special Project - Probation</b>	<b>Motor Vehicle License Tax</b>	<b>Zoning and Planning</b>	<b>Police Education Trust</b>	<b>Special Projects</b>	<b>IDIAM Court</b>
\$ 35,495	\$ 276,380	\$ 2,126	\$ 10,699	\$ 33,042	\$ 47,197
-	5,395	-	-	-	-
-	-	-	-	-	-
-	-	-	-	-	-
-	-	-	-	-	-
<u>\$ 35,495</u>	<u>\$ 281,775</u>	<u>\$ 2,126</u>	<u>\$ 10,699</u>	<u>\$ 33,042</u>	<u>\$ 47,197</u>
\$ 107	\$ -	\$ -	\$ -	\$ -	\$ -
-	-	-	-	-	-
-	-	-	-	-	-
<u>107</u>	<u>-</u>	<u>-</u>	<u>-</u>	<u>-</u>	<u>-</u>
-	-	-	-	-	-
-	-	-	-	-	-
-	-	-	-	-	-
-	-	-	-	-	-
35,388	281,775	-	10,699	33,042	47,197
-	-	2,126	-	-	-
-	-	-	-	-	-
<u>35,388</u>	<u>281,775</u>	<u>2,126</u>	<u>10,699</u>	<u>33,042</u>	<u>47,197</u>
<u>\$ 35,495</u>	<u>\$ 281,775</u>	<u>\$ 2,126</u>	<u>\$ 10,699</u>	<u>\$ 33,042</u>	<u>\$ 47,197</u>

- - Continued

**CITY OF STEUBENVILLE, OHIO**

COMBINING BALANCE SHEET  
NONMAJOR SPECIAL REVENUE FUNDS (CONTINUED)  
DECEMBER 31, 2021

	<b>Court Community Correction Act Grant</b>	<b>Fiber Infrastructure</b>	<b>Mears Relief</b>	<b>Community Development</b>
<b>Assets:</b>				
Equity in pooled cash and cash equivalents . . . . .	\$ 4,258	\$ 4,700	\$ 10,001	\$ 23,863
Receivables (net of allowances of uncollectibles):				
Real and other taxes . . . . .	-	-	-	-
Special assessments . . . . .	-	-	-	-
Due from other governments . . . . .	135,000	-	-	818,209
Prepayments . . . . .	1,352	-	-	2,010
Materials and supplies inventory . . . . .	-	-	-	-
Total assets . . . . .	<u>\$ 140,610</u>	<u>\$ 4,700</u>	<u>\$ 10,001</u>	<u>\$ 844,082</u>
<b>Liabilities:</b>				
Accounts payable . . . . .	\$ 99	\$ -	\$ -	\$ 26
Accrued wages and benefits . . . . .	679	-	-	968
Due to other governments . . . . .	762	-	-	1,401
Total liabilities . . . . .	<u>1,540</u>	<u>-</u>	<u>-</u>	<u>2,395</u>
<b>Deferred inflows of resources:</b>				
Special assessments revenue not available. . . . .	-	-	-	-
Intergovernmental revenue not available. . . . .	112,500	-	-	807,919
Total deferred inflows of resources . . . . .	<u>112,500</u>	<u>-</u>	<u>-</u>	<u>807,919</u>
<b>Fund balances:</b>				
Nonspendable . . . . .	1,352	-	-	2,010
Restricted . . . . .	25,218	-	10,001	31,758
Committed . . . . .	-	4,700	-	-
Unassigned (deficit) . . . . .	-	-	-	-
Total fund balances (deficit) . . . . .	<u>26,570</u>	<u>4,700</u>	<u>10,001</u>	<u>33,768</u>
Total liabilities, deferred inflows of resources and fund balances. . . . .	<u>\$ 140,610</u>	<u>\$ 4,700</u>	<u>\$ 10,001</u>	<u>\$ 844,082</u>

<u>CDP - Revolving Loan</u>	<u>CHIP Loan</u>	<u>Municipal Court Special Projects</u>	<u>Mentoring</u>	<u>Fire Damage Removal</u>	<u>Zoning and Rezoning</u>
\$ 7,014	\$ 61,504	\$ 107,844	\$ 16,237	\$ 42,215	\$ 13,076
-	-	-	-	-	-
-	-	-	-	-	-
-	370,455	-	-	-	-
-	-	-	843	-	-
-	-	-	-	-	-
<u>\$ 7,014</u>	<u>\$ 431,959</u>	<u>\$ 107,844</u>	<u>\$ 17,080</u>	<u>\$ 42,215</u>	<u>\$ 13,076</u>
\$ -	\$ -	\$ 2,152	\$ 43	\$ -	\$ 533
-	-	-	-	-	-
-	-	-	206	-	-
-	-	2,152	249	-	533
-	-	-	-	-	-
-	370,455	-	-	-	-
-	370,455	-	-	-	-
-	-	-	843	-	-
7,014	61,504	105,692	15,988	42,215	-
-	-	-	-	-	12,543
-	-	-	-	-	-
<u>7,014</u>	<u>61,504</u>	<u>105,692</u>	<u>16,831</u>	<u>42,215</u>	<u>12,543</u>
<u>\$ 7,014</u>	<u>\$ 431,959</u>	<u>\$ 107,844</u>	<u>\$ 17,080</u>	<u>\$ 42,215</u>	<u>\$ 13,076</u>

- - Continued

**CITY OF STEUBENVILLE, OHIO**

COMBINING BALANCE SHEET  
NONMAJOR SPECIAL REVENUE FUNDS (CONCLUDED)  
DECEMBER 31, 2021

	<u>CDBG CARES Act</u>	<u>Municipal Court Mental Health</u>	<u>Total Nonmajor Special Revenue Funds</u>
<b>Assets:</b>			
Equity in pooled cash and cash equivalents . . . .	\$ 28,474	\$ 89,872	\$ 2,163,874
Receivables (net of allowances of uncollectibles):			
Real and other taxes . . . . .	-	-	14,776
Special assessments . . . . .	-	-	151,046
Due from other governments . . . . .	106,386	-	1,862,066
Prepayments . . . . .	-	-	4,205
Materials and supplies inventory . . . . .	-	-	105,000
Total assets . . . . .	<u>\$ 134,860</u>	<u>\$ 89,872</u>	<u>\$ 4,300,967</u>
<b>Liabilities:</b>			
Accounts payable . . . . .	\$ 55,861	\$ 288	\$ 65,455
Accrued wages and benefits . . . . .	-	-	1,647
Due to other governments . . . . .	3,844	-	6,213
Total liabilities . . . . .	<u>59,705</u>	<u>288</u>	<u>73,315</u>
<b>Deferred inflows of resources:</b>			
Special assessments revenue not available. . . . .	-	-	151,046
Intergovernmental revenue not available. . . . .	106,386	-	1,759,659
Total deferred inflows of resources . . . . .	<u>106,386</u>	<u>-</u>	<u>1,910,705</u>
<b>Fund balances:</b>			
Nonspendable . . . . .	-	-	109,205
Restricted . . . . .	-	89,584	2,205,367
Committed . . . . .	-	-	33,606
Unassigned (deficit) . . . . .	(31,231)	-	(31,231)
Total fund balances (deficit) . . . . .	<u>(31,231)</u>	<u>89,584</u>	<u>2,316,947</u>
Total liabilities, deferred inflows of resources and fund balances. . . . .	<u>\$ 134,860</u>	<u>\$ 89,872</u>	<u>\$ 4,300,967</u>



**THIS PAGE IS INTENTIONALLY LEFT BLANK**

**CITY OF STEUBENVILLE, OHIO**

COMBINING STATEMENT OF REVENUES, EXPENDITURES  
AND CHANGES IN FUND BALANCES  
NONMAJOR SPECIAL REVENUE FUNDS  
FOR THE YEAR ENDED DECEMBER 31, 2021

	<b>Street Maintenance and Repair</b>	<b>State Highway Improvement</b>	<b>Litter</b>	<b>Hotel/Motel Tax</b>
<b>Revenues:</b>				
Property and other taxes . . . . .	\$ -	\$ -	\$ -	\$ 147,321
Licenses and permits . . . . .	-	-	-	-
Fines and forfeitures . . . . .	-	-	-	-
Intergovernmental . . . . .	827,132	67,066	-	-
Special assessments . . . . .	-	-	-	-
Investment income . . . . .	-	-	-	-
Contributions and donations . . . . .	-	-	-	-
Other. . . . .	-	-	-	-
<b>Total revenues . . . . .</b>	<b>827,132</b>	<b>67,066</b>	<b>-</b>	<b>147,321</b>
<b>Expenditures:</b>				
Current:				
General government . . . . .	-	-	-	144,918
Security of persons and property . . . . .	-	-	-	-
Transportation . . . . .	726,993	91,003	-	-
Community environment . . . . .	-	-	4,520	-
Leisure time activity. . . . .	-	-	-	-
Capital outlay . . . . .	-	-	-	-
<b>Total expenditures . . . . .</b>	<b>726,993</b>	<b>91,003</b>	<b>4,520</b>	<b>144,918</b>
Net change in fund balances . . . . .	100,139	(23,937)	(4,520)	2,403
<b>Fund balances at beginning of year. . . . .</b>	<b>932,630</b>	<b>216,044</b>	<b>4,771</b>	<b>6,978</b>
<b>Fund balances (deficit) at end of year. . . . .</b>	<b>\$ 1,032,769</b>	<b>\$ 192,107</b>	<b>\$ 251</b>	<b>\$ 9,381</b>

<b>Improvement Bond Escrow</b>	<b>Floto Historical Site</b>	<b>Demolition Bond Trust</b>	<b>Indigent Drivers</b>	<b>Enforcement and Education</b>	<b>Law Enforcement Trust</b>
\$ -	\$ -	\$ -	\$ -	\$ -	\$ -
-	-	-	-	-	-
-	-	-	3,392	576	-
-	-	-	-	-	-
-	-	-	-	-	-
-	-	-	-	-	-
-	-	5,000	-	-	-
-	-	5,000	3,392	576	-
-	-	-	6,151	20,719	-
-	-	-	-	-	42,789
-	-	-	-	-	-
-	-	-	-	-	-
-	-	-	-	-	-
-	-	-	6,151	20,719	42,789
-	-	5,000	(2,759)	(20,143)	(42,789)
8,000	1,510	-	45,447	36,408	42,789
<u>\$ 8,000</u>	<u>\$ 1,510</u>	<u>\$ 5,000</u>	<u>\$ 42,688</u>	<u>\$ 16,265</u>	<u>\$ -</u>

-- Continued

**CITY OF STEUBENVILLE, OHIO**

COMBINING STATEMENT OF REVENUES, EXPENDITURES  
AND CHANGES IN FUND BALANCES  
NONMAJOR SPECIAL REVENUE FUNDS (CONTINUED)  
FOR THE YEAR ENDED DECEMBER 31, 2021

	<b>South End Economic Development</b>	<b>Property Maintenance Code Enforcement</b>	<b>Drug Dog</b>	<b>Summer Food Program</b>
<b>Revenues:</b>				
Property and other taxes . . . . .	\$ -	\$ -	\$ -	\$ -
Licenses and permits . . . . .	-	5,050	-	-
Fines and forfeitures . . . . .	-	-	-	-
Intergovernmental . . . . .	-	-	-	-
Special assessments . . . . .	-	-	-	-
Investment income . . . . .	-	-	-	-
Contributions and donations . . . . .	-	-	100	-
Other. . . . .	-	-	-	-
<b>Total revenues . . . . .</b>	<b>-</b>	<b>5,050</b>	<b>100</b>	<b>-</b>
<b>Expenditures:</b>				
Current:				
General government . . . . .	-	8,650	-	-
Security of persons and property . . . . .	-	-	164	-
Transportation . . . . .	-	-	-	-
Community environment . . . . .	-	-	-	-
Leisure time activity. . . . .	-	-	-	-
Capital outlay . . . . .	-	-	-	-
<b>Total expenditures . . . . .</b>	<b>-</b>	<b>8,650</b>	<b>164</b>	<b>-</b>
Net change in fund balances . . . . .	-	(3,600)	(64)	-
<b>Fund balances at beginning of year. . . . .</b>	<b>967</b>	<b>17,193</b>	<b>13,296</b>	<b>644</b>
<b>Fund balances (deficit) at end of year. . . . .</b>	<b>\$ 967</b>	<b>\$ 13,593</b>	<b>\$ 13,232</b>	<b>\$ 644</b>

<b>Special Assessments</b>	<b>Municipal Court Special Project - Probation</b>	<b>Motor Vehicle License Tax</b>	<b>Zoning and Planning</b>	<b>Police Education Trust</b>	<b>Special Projects</b>
\$ -	\$ -	\$ 72,423	\$ -	\$ -	\$ -
-	-	-	-	-	-
-	15,849	-	-	-	1,898
-	-	-	-	-	-
100,535	-	-	-	-	-
-	-	-	-	-	-
-	-	-	-	-	-
-	-	-	2,500	-	-
<u>100,535</u>	<u>15,849</u>	<u>72,423</u>	<u>2,500</u>	<u>-</u>	<u>1,898</u>
103,739	6,281	-	-	-	-
-	-	-	-	4,784	-
-	-	-	-	-	-
-	-	-	2,491	-	-
-	-	-	-	-	-
-	-	-	-	-	-
<u>103,739</u>	<u>6,281</u>	<u>-</u>	<u>2,491</u>	<u>4,784</u>	<u>-</u>
(3,204)	9,568	72,423	9	(4,784)	1,898
<u>194,326</u>	<u>25,820</u>	<u>209,352</u>	<u>2,117</u>	<u>15,483</u>	<u>31,144</u>
<u>\$ 191,122</u>	<u>\$ 35,388</u>	<u>\$ 281,775</u>	<u>\$ 2,126</u>	<u>\$ 10,699</u>	<u>\$ 33,042</u>

-- Continued

**CITY OF STEUBENVILLE, OHIO**

COMBINING STATEMENT OF REVENUES, EXPENDITURES  
AND CHANGES IN FUND BALANCES  
NONMAJOR SPECIAL REVENUE FUNDS (CONTINUED)  
FOR THE YEAR ENDED DECEMBER 31, 2021

	<b>IDIAM Court</b>	<b>Court Community Correction Act Grant</b>	<b>Fiber Infrastructure</b>	<b>Mears Relief</b>
<b>Revenues:</b>				
Property and other taxes . . . . .	\$ -	\$ -	\$ -	\$ -
Licenses and permits . . . . .	-	-	-	-
Fines and forfeitures . . . . .	3,287	-	-	-
Intergovernmental . . . . .	-	90,000	-	-
Special assessments . . . . .	-	-	-	-
Investment income . . . . .	-	-	-	1
Contributions and donations . . . . .	-	-	-	-
Other. . . . .	-	14,950	-	-
<b>Total revenues . . . . .</b>	<u>3,287</u>	<u>104,950</u>	<u>-</u>	<u>1</u>
<b>Expenditures:</b>				
Current:				
General government . . . . .	1,380	100,348	-	-
Security of persons and property . . . . .	-	-	-	-
Transportation . . . . .	-	-	-	-
Community environment . . . . .	-	-	-	-
Leisure time activity. . . . .	-	-	-	-
Capital outlay . . . . .	-	-	-	-
<b>Total expenditures . . . . .</b>	<u>1,380</u>	<u>100,348</u>	<u>-</u>	<u>-</u>
<b>Net change in fund balances . . . . .</b>	1,907	4,602	-	1
<b>Fund balances at beginning of year. . . . .</b>	<u>45,290</u>	<u>21,968</u>	<u>4,700</u>	<u>10,000</u>
<b>Fund balances (deficit) at end of year. . . . .</b>	<u>\$ 47,197</u>	<u>\$ 26,570</u>	<u>\$ 4,700</u>	<u>\$ 10,001</u>

<b>Community Development</b>	<b>CDP - Revolving Loan</b>	<b>CHIP Loan</b>	<b>Municipal Court Special Projects</b>	<b>Mentoring</b>	<b>Fire Damage Removal</b>
\$ -	\$ -	\$ -	\$ -	\$ -	\$ -
-	-	-	-	-	-
-	-	-	53,264	-	-
724,625	-	126,545	-	20,000	-
-	-	-	-	-	-
-	1	-	-	-	-
-	-	-	-	-	-
9,482	1,061	4,671	-	-	1,332
<u>734,107</u>	<u>1,062</u>	<u>131,216</u>	<u>53,264</u>	<u>20,000</u>	<u>1,332</u>
-	-	-	48,297	-	-
-	-	-	-	-	-
-	-	-	-	-	-
172,217	5,000	115,929	-	-	-
-	-	-	-	30,442	-
558,473	-	-	-	-	-
<u>730,690</u>	<u>5,000</u>	<u>115,929</u>	<u>48,297</u>	<u>30,442</u>	<u>-</u>
3,417	(3,938)	15,287	4,967	(10,442)	1,332
<u>30,351</u>	<u>10,952</u>	<u>46,217</u>	<u>100,725</u>	<u>27,273</u>	<u>40,883</u>
<u>\$ 33,768</u>	<u>\$ 7,014</u>	<u>\$ 61,504</u>	<u>\$ 105,692</u>	<u>\$ 16,831</u>	<u>\$ 42,215</u>

-- Continued

**CITY OF STEUBENVILLE, OHIO**

COMBINING STATEMENT OF REVENUES, EXPENDITURES  
AND CHANGES IN FUND BALANCES  
NONMAJOR SPECIAL REVENUE FUNDS (CONCLUDED)  
FOR THE YEAR ENDED DECEMBER 31, 2021

	<u>Zoning and Rezoning</u>	<u>Coronavirus Relief</u>	<u>CDBG CARES Act</u>	<u>Municipal Court Mental Health</u>
<b>Revenues:</b>				
Property and other taxes . . . . .	\$ -	\$ -	\$ -	\$ -
Licenses and permits . . . . .	-	-	-	-
Fines and forfeitures . . . . .	-	-	-	-
Intergovernmental . . . . .	-	-	218,550	93,750
Special assessments . . . . .	-	-	-	-
Investment income . . . . .	-	-	-	-
Contributions and donations . . . . .	-	-	-	-
Other . . . . .	5,600	-	-	-
<b>Total revenues . . . . .</b>	<u>5,600</u>	<u>-</u>	<u>218,550</u>	<u>93,750</u>
<b>Expenditures:</b>				
Current:				
General government . . . . .	-	106,023	-	4,166
Security of persons and property . . . . .	-	-	-	-
Transportation . . . . .	-	-	-	-
Community environment . . . . .	3,602	-	271,386	-
Leisure time activity . . . . .	-	-	-	-
Capital outlay . . . . .	-	-	-	-
<b>Total expenditures . . . . .</b>	<u>3,602</u>	<u>106,023</u>	<u>271,386</u>	<u>4,166</u>
Net change in fund balances . . . . .	1,998	(106,023)	(52,836)	89,584
<b>Fund balances at beginning of year . . . . .</b>	<u>10,545</u>	<u>106,023</u>	<u>21,605</u>	<u>-</u>
<b>Fund balances (deficit) at end of year . . . . .</b>	<u>\$ 12,543</u>	<u>\$ -</u>	<u>\$ (31,231)</u>	<u>\$ 89,584</u>



**Total  
Nonmajor  
Special Revenue  
Funds**

\$ 219,744  
5,050  
78,266  
2,167,668  
100,535  
2  
100  
44,596  

---

2,615,961

550,672  
47,737  
817,996  
575,145  
30,442  
558,473  

---

2,580,465

35,496  

---

2,281,451

\$ 2,316,947

**CITY OF STEUBENVILLE, OHIO**

SCHEDULE OF REVENUES, EXPENDITURES AND CHANGES IN  
 FUND BALANCE - BUDGET AND ACTUAL (NON-GAAP BUDGETARY BASIS)  
 STREET MAINTENANCE AND REPAIR FUND  
 FOR THE YEAR ENDED DECEMBER 31, 2021

	<u>Budgeted Amounts</u>		<u>Actual</u>	<u>Variance with Final Budget Positive (Negative)</u>
	<u>Original</u>	<u>Final</u>		
<b>Revenues:</b>				
Intergovernmental. . . . .	\$ 773,200	\$ 803,600	\$ 826,183	\$ 22,583
Investment income . . . . .	-	-	-	-
<b>Total revenues . . . . .</b>	<u>773,200</u>	<u>803,600</u>	<u>826,183</u>	<u>22,583</u>
<b>Expenditures:</b>				
Current:				
Transportation				
Street department				
Maintenance and operations. . . . .	774,113	702,719	672,818	29,901
Capital outlay. . . . .	120,000	-	-	-
Other. . . . .	328,100	328,100	328,100	-
<b>Total expenditures. . . . .</b>	<u>1,222,213</u>	<u>1,030,819</u>	<u>1,000,918</u>	<u>29,901</u>
Net change in fund balance . . . . .	(449,013)	(227,219)	(174,735)	52,484
<b>Fund balance at beginning of year. . . . .</b>	658,912	658,912	658,912	-
<b>Prior year encumbrances appropriated . . . . .</b>	<u>166,673</u>	<u>166,673</u>	<u>166,673</u>	<u>-</u>
<b>Fund balance at end of year . . . . .</b>	<u>\$ 376,572</u>	<u>\$ 598,366</u>	<u>\$ 650,850</u>	<u>\$ 52,484</u>

**CITY OF STEUBENVILLE, OHIO**

SCHEDULE OF REVENUES, EXPENDITURES AND CHANGES IN  
 FUND BALANCE - BUDGET AND ACTUAL (NON-GAAP BUDGETARY BASIS)  
 STATE HIGHWAY IMPROVEMENT FUND  
 FOR THE YEAR ENDED DECEMBER 31, 2021

	<u>Budgeted Amounts</u>		<u>Actual</u>	<u>Variance with Final Budget Positive (Negative)</u>
	<u>Original</u>	<u>Final</u>		
<b>Revenues:</b>				
Intergovernmental. . . . .	\$ 63,000	\$ 66,800	\$ 66,988	\$ 188
Investment income . . . . .	300	-	-	-
<b>Total revenues. . . . .</b>	<u>63,300</u>	<u>66,800</u>	<u>66,988</u>	<u>188</u>
<b>Expenditures:</b>				
Current:				
Transportation				
Street department				
Maintenance and operations . . . . .	91,716	92,984	91,003	1,981
<b>Total expenditures. . . . .</b>	<u>91,716</u>	<u>92,984</u>	<u>91,003</u>	<u>1,981</u>
Net change in fund balance . . . . .	(28,416)	(26,184)	(24,015)	2,169
<b>Fund balance at beginning of year. . . . .</b>	180,344	180,344	180,344	-
<b>Prior year encumbrances appropriated . . . . .</b>	<u>30,556</u>	<u>30,556</u>	<u>30,556</u>	<u>-</u>
<b>Fund balance at end of year . . . . .</b>	<u>\$ 182,484</u>	<u>\$ 184,716</u>	<u>\$ 186,885</u>	<u>\$ 2,169</u>

**CITY OF STEUBENVILLE, OHIO**

SCHEDULE OF REVENUES, EXPENDITURES AND CHANGES IN  
 FUND BALANCE - BUDGET AND ACTUAL (NON-GAAP BUDGETARY BASIS)  
 LITTER FUND  
 FOR THE YEAR ENDED DECEMBER 31, 2021

	Budgeted Amounts		Actual	Variance with Final Budget Positive (Negative)
	Original	Final		
<b>Expenditures:</b>				
Current:				
Community environment				
Litter				
Other . . . . .	\$ -	\$ 4,771	\$ 4,771	\$ -
Total expenditures . . . . .	-	4,771	4,771	-
Net change in fund balance . . . . .	-	(4,771)	(4,771)	-
<b>Fund balance at beginning of year . . . . .</b>	4,771	4,771	4,771	-
<b>Fund balance at end of year . . . . .</b>	\$ 4,771	\$ -	\$ -	\$ -

**CITY OF STEUBENVILLE, OHIO**

SCHEDULE OF REVENUES, EXPENDITURES AND CHANGES IN  
 FUND BALANCE - BUDGET AND ACTUAL (NON-GAAP BUDGETARY BASIS)  
 HOTEL/MOTEL TAX FUND  
 FOR THE YEAR ENDED DECEMBER 31, 2021

	Budgeted Amounts		Actual	Variance with Final Budget Positive (Negative)
	Original	Final		
<b>Revenues:</b>				
Property and other taxes . . . . .	\$ 145,000	\$ 152,308	\$ 144,918	\$ (7,390)
Total revenues . . . . .	145,000	152,308	144,918	(7,390)
<b>Expenditures:</b>				
Current:				
Community environment				
Convention and visitors bureau				
Other. . . . .	145,000	152,308	144,918	7,390
Total expenditures . . . . .	145,000	152,308	144,918	7,390
Net change in fund balance . . . . .	-	-	-	-
<b>Fund balance at beginning of year . . . . .</b>	-	-	-	-
<b>Fund balance at end of year . . . . .</b>	\$ -	\$ -	\$ -	\$ -

**CITY OF STEUBENVILLE, OHIO**

SCHEDULE OF REVENUES, EXPENDITURES AND CHANGES IN  
 FUND BALANCE - BUDGET AND ACTUAL (NON-GAAP BUDGETARY BASIS)  
 IMPROVEMENT BOND ESCROW FUND  
 FOR THE YEAR ENDED DECEMBER 31, 2021

	<u>Budgeted Amounts</u>			<b>Variance with Final Budget Positive (Negative)</b>
	<u>Original</u>	<u>Final</u>	<u>Actual</u>	
<b>Fund balance at beginning of year . . . . .</b>	\$ 8,000	\$ 8,000	\$ 8,000	\$ -
<b>Fund balance at end of year . . . . .</b>	<u>\$ 8,000</u>	<u>\$ 8,000</u>	<u>\$ 8,000</u>	<u>\$ -</u>

**CITY OF STEUBENVILLE, OHIO**

SCHEDULE OF REVENUES, EXPENDITURES AND CHANGES IN  
 FUND BALANCE - BUDGET AND ACTUAL (NON-GAAP BUDGETARY BASIS)  
 FLOTO HISTORICAL SITE FUND  
 FOR THE YEAR ENDED DECEMBER 31, 2021

	<u>Budgeted Amounts</u>			<b>Variance with Final Budget Positive (Negative)</b>
	<u>Original</u>	<u>Final</u>	<u>Actual</u>	
<b>Fund balance at beginning of year . . . . .</b>	\$ 1,510	\$ 1,510	\$ 1,510	\$ -
<b>Fund balance at end of year. . . . .</b>	<u>\$ 1,510</u>	<u>\$ 1,510</u>	<u>\$ 1,510</u>	<u>\$ -</u>

**CITY OF STEUBENVILLE, OHIO**

SCHEDULE OF REVENUES, EXPENDITURES AND CHANGES IN  
 FUND BALANCE - BUDGET AND ACTUAL (NON-GAAP BUDGETARY BASIS)  
 DEMOLITION BOND TRUST FUND  
 FOR THE YEAR ENDED DECEMBER 31, 2021

	Budgeted Amounts		Actual	Variance with Final Budget Positive (Negative)
	Original	Final		
<b>Revenues:</b>				
Other . . . . .	\$ 25,000	\$ 5,000	\$ 5,000	\$ -
Total revenues . . . . .	25,000	5,000	5,000	-
<b>Expenditures:</b>				
Current:				
General government				
Building department				
Other . . . . .	25,000	5,000	-	5,000
Total expenditures. . . . .	25,000	5,000	-	5,000
Net change in fund balance. . . . .	-	-	5,000	5,000
<b>Fund balance at beginning of year . . . . .</b>	-	-	-	-
<b>Fund balance at end of year. . . . .</b>	\$ -	\$ -	\$ 5,000	\$ 5,000



**CITY OF STEUBENVILLE, OHIO**

SCHEDULE OF REVENUES, EXPENDITURES AND CHANGES IN  
 FUND BALANCE - BUDGET AND ACTUAL (NON-GAAP BUDGETARY BASIS)  
 INDIGENT DRIVERS FUND  
 FOR THE YEAR ENDED DECEMBER 31, 2021

	Budgeted Amounts		Actual	Variance with Final Budget Positive (Negative)
	Original	Final		
<b>Revenues:</b>				
Fines and forfeitures . . . . .	\$ 4,000	\$ 3,350	\$ 3,392	\$ 42
Total revenues . . . . .	4,000	3,350	3,392	42
<b>Expenditures:</b>				
Current:				
General government				
Municipal court				
Other . . . . .	2,500	6,246	6,237	9
Total expenditures . . . . .	2,500	6,246	6,237	9
Net change in fund balance . . . . .	1,500	(2,896)	(2,845)	51
<b>Fund balance at beginning of year . . . . .</b>	45,447	45,447	45,447	-
<b>Fund balance at end of year . . . . .</b>	\$ 46,947	\$ 42,551	\$ 42,602	\$ 51

**CITY OF STEUBENVILLE, OHIO**

SCHEDULE OF REVENUES, EXPENDITURES AND CHANGES IN  
 FUND BALANCE - BUDGET AND ACTUAL (NON-GAAP BUDGETARY BASIS)  
 ENFORCEMENT AND EDUCATION FUND  
 FOR THE YEAR ENDED DECEMBER 31, 2021

	<u>Budgeted Amounts</u>		<u>Actual</u>	<u>Variance with Final Budget Positive (Negative)</u>
	<u>Original</u>	<u>Final</u>		
<b>Revenues:</b>				
Fines and forfeitures . . . . .	\$ -	\$ 625	\$ 576	\$ (49)
Total revenues . . . . .	-	625	576	(49)
<b>Expenditures:</b>				
Current:				
General government				
Municipal court				
Maintenance and operations. . . . .	-	25,731	23,301	2,430
Total expenditures. . . . .	-	25,731	23,301	2,430
Net change in fund balance . . . . .	-	(25,106)	(22,725)	2,381
<b>Fund balance at beginning of year . . . . .</b>	<u>36,408</u>	<u>36,408</u>	<u>36,408</u>	<u>-</u>
<b>Fund balance at end of year. . . . .</b>	<u>\$ 36,408</u>	<u>\$ 11,302</u>	<u>\$ 13,683</u>	<u>\$ 2,381</u>

**CITY OF STEUBENVILLE, OHIO**

SCHEDULE OF REVENUES, EXPENDITURES AND CHANGES IN  
 FUND BALANCE - BUDGET AND ACTUAL (NON-GAAP BUDGETARY BASIS)  
 LAW ENFORCEMENT TRUST FUND  
 FOR THE YEAR ENDED DECEMBER 31, 2021

	Budgeted Amounts		Actual	Variance with Final Budget Positive (Negative)
	Original	Final		
<b>Expenditures:</b>				
Current:				
Security of persons and property				
Police				
Maintenance and operations . . . . .	\$ 27,631	\$ 44,389	\$ 44,389	\$ -
Total expenditures . . . . .	27,631	44,389	44,389	-
Net change in fund balance. . . . .	(27,631)	(44,389)	(44,389)	-
<b>Fund balance at beginning of year . . . . .</b>	44,258	44,258	44,258	-
<b>Prior year encumbrances appropriated . . .</b>	131	131	131	-
<b>Fund balance at end of year . . . . .</b>	\$ 16,758	\$ -	\$ -	\$ -

**CITY OF STEUBENVILLE, OHIO**

SCHEDULE OF REVENUES, EXPENDITURES AND CHANGES IN  
 FUND BALANCE - BUDGET AND ACTUAL (NON-GAAP BUDGETARY BASIS)  
 SOUTH END ECONOMIC DEVELOPMENT FUND  
 FOR THE YEAR ENDED DECEMBER 31, 2021

	<u>Budgeted Amounts</u>		<u>Actual</u>	<u>Variance with Final Budget Positive (Negative)</u>
	<u>Original</u>	<u>Final</u>		
<b>Expenditures:</b>				
Current:				
Community environment				
Economic development				
Maintenance and operations . . . . .	\$ -	\$ 967	\$ 967	\$ -
Total expenditures . . . . .	<u>-</u>	<u>967</u>	<u>967</u>	<u>-</u>
Net change in fund balance. . . . .	-	(967)	(967)	-
<b>Fund balance at beginning of year . . . . .</b>	<u>967</u>	<u>967</u>	<u>967</u>	<u>-</u>
<b>Fund balance at end of year. . . . .</b>	<u><u>\$ 967</u></u>	<u><u>\$ -</u></u>	<u><u>\$ -</u></u>	<u><u>\$ -</u></u>

**CITY OF STEUBENVILLE, OHIO**

SCHEDULE OF REVENUES, EXPENDITURES AND CHANGES IN  
 FUND BALANCE - BUDGET AND ACTUAL (NON-GAAP BUDGETARY BASIS)  
 PROPERTY MAINTENANCE CODE ENFORCEMENT FUND  
 FOR THE YEAR ENDED DECEMBER 31, 2021

	<u>Budgeted Amounts</u>		<u>Actual</u>	<u>Variance with Final Budget Positive (Negative)</u>
	<u>Original</u>	<u>Final</u>		
<b>Revenues:</b>				
Licenses and permits . . . . .	\$ 8,000	\$ 4,700	\$ 5,050	\$ 350
Total revenues . . . . .	<u>8,000</u>	<u>4,700</u>	<u>5,050</u>	<u>350</u>
<b>Expenditures:</b>				
Current:				
General government				
Building department				
Maintenance and operations . . . . .	13,500	17,689	16,867	822
Total expenditures . . . . .	<u>13,500</u>	<u>17,689</u>	<u>16,867</u>	<u>822</u>
Net change in fund balance. . . . .	(5,500)	(12,989)	(11,817)	1,172
<b>Fund balance at beginning of year . . . . .</b>	<u>17,193</u>	<u>17,193</u>	<u>17,193</u>	<u>-</u>
<b>Fund balance at end of year. . . . .</b>	<u>\$ 11,693</u>	<u>\$ 4,204</u>	<u>\$ 5,376</u>	<u>\$ 1,172</u>

**CITY OF STEUBENVILLE, OHIO**

SCHEDULE OF REVENUES, EXPENDITURES AND CHANGES IN  
 FUND BALANCE - BUDGET AND ACTUAL (NON-GAAP BUDGETARY BASIS)  
 DRUG DOG FUND  
 FOR THE YEAR ENDED DECEMBER 31, 2021

	<u>Budgeted Amounts</u>		<u>Actual</u>	<u>Variance with Final Budget Positive (Negative)</u>
	<u>Original</u>	<u>Final</u>		
<b>Revenues:</b>				
Contributions and donations . . . . .	\$ -	\$ 100	\$ 100	\$ -
Total revenues . . . . .	<u>-</u>	<u>100</u>	<u>100</u>	<u>-</u>
<b>Expenditures:</b>				
Current:				
Security of persons and property				
Police				
Maintenance and operations . . . . .	-	174	164	10
Total expenditures . . . . .	<u>-</u>	<u>174</u>	<u>164</u>	<u>10</u>
Net change in fund balance. . . . .	-	(74)	(64)	10
<b>Fund balance at beginning of year . . . . .</b>	<u>13,296</u>	<u>13,296</u>	<u>13,296</u>	<u>-</u>
<b>Fund balance at end of year. . . . .</b>	<u>\$ 13,296</u>	<u>\$ 13,222</u>	<u>\$ 13,232</u>	<u>\$ 10</u>

**CITY OF STEUBENVILLE, OHIO**

SCHEDULE OF REVENUES, EXPENDITURES AND CHANGES IN  
 FUND BALANCE - BUDGET AND ACTUAL (NON-GAAP BUDGETARY BASIS)  
 SUMMER FOOD PROGRAM FUND  
 FOR THE YEAR ENDED DECEMBER 31, 2021

	<u>Budgeted Amounts</u>		<u>Actual</u>	<b>Variance with Final Budget Positive (Negative)</b>
	<u>Original</u>	<u>Final</u>		
<b>Fund balance at beginning of year . . . . .</b>	\$ 644	\$ 644	\$ 644	\$ -
<b>Fund balance at end of year. . . . .</b>	<u>\$ 644</u>	<u>\$ 644</u>	<u>\$ 644</u>	<u>\$ -</u>

**CITY OF STEUBENVILLE, OHIO**

SCHEDULE OF REVENUES, EXPENDITURES AND CHANGES IN  
 FUND BALANCE - BUDGET AND ACTUAL (NON-GAAP BUDGETARY BASIS)  
 SPECIAL ASSESSMENTS FUND  
 FOR THE YEAR ENDED DECEMBER 31, 2021

	<u>Budgeted Amounts</u>		<u>Actual</u>	<u>Variance with Final Budget Positive (Negative)</u>
	<u>Original</u>	<u>Final</u>		
<b>Revenues:</b>				
Special assessments. . . . .	\$ 97,000	\$ 100,535	\$ 100,535	\$ -
Total revenues . . . . .	<u>97,000</u>	<u>100,535</u>	<u>100,535</u>	<u>-</u>
<b>Expenditures:</b>				
Current:				
General government				
Special assessment				
Maintenance and operations. . . . .	4,500	11,827	11,827	-
Other. . . . .	<u>92,500</u>	<u>91,912</u>	<u>91,912</u>	<u>-</u>
Total expenditures . . . . .	<u>97,000</u>	<u>103,739</u>	<u>103,739</u>	<u>-</u>
Net change in fund balance. . . . .	-	(3,204)	(3,204)	-
<b>Fund balance at beginning of year . . . . .</b>	<u>194,326</u>	<u>194,326</u>	<u>194,326</u>	<u>-</u>
<b>Fund balance at end of year . . . . .</b>	<u>\$ 194,326</u>	<u>\$ 191,122</u>	<u>\$ 191,122</u>	<u>\$ -</u>



**CITY OF STEUBENVILLE, OHIO**

SCHEDULE OF REVENUES, EXPENDITURES AND CHANGES IN  
 FUND BALANCE - BUDGET AND ACTUAL (NON-GAAP BUDGETARY BASIS)  
 MUNICIPAL COURT SPECIAL PROJECT FUND - PROBATION  
 FOR THE YEAR ENDED DECEMBER 31, 2021

	<u>Budgeted Amounts</u>		<u>Actual</u>	<u>Variance with Final Budget Positive (Negative)</u>
	<u>Original</u>	<u>Final</u>		
<b>Revenues:</b>				
Fines and forfeitures . . . . .	\$ 22,000	\$ 16,000	\$ 15,849	\$ (151)
Other . . . . .	600	-	-	-
<b>Total revenues . . . . .</b>	<u>22,600</u>	<u>16,000</u>	<u>15,849</u>	<u>(151)</u>
<b>Expenditures:</b>				
Current:				
Security of persons and property				
Police				
Maintenance and operations . . . . .	10,000	9,105	8,510	595
<b>Total expenditures . . . . .</b>	<u>10,000</u>	<u>9,105</u>	<u>8,510</u>	<u>595</u>
Net change in fund balance. . . . .	12,600	6,895	7,339	444
<b>Fund balance at beginning of year . . . . .</b>	<u>28,156</u>	<u>28,156</u>	<u>28,156</u>	<u>-</u>
<b>Fund balance at end of year. . . . .</b>	<u>\$ 40,756</u>	<u>\$ 35,051</u>	<u>\$ 35,495</u>	<u>\$ 444</u>

**CITY OF STEUBENVILLE, OHIO**

SCHEDULE OF REVENUES, EXPENDITURES AND CHANGES IN  
 FUND BALANCE - BUDGET AND ACTUAL (NON-GAAP BUDGETARY BASIS)  
 MOTOR VEHICLE LICENSE TAX FUND  
 FOR THE YEAR ENDED DECEMBER 31, 2021

	<u>Budgeted Amounts</u>		<u>Actual</u>	<u>Variance with Final Budget Positive (Negative)</u>
	<u>Original</u>	<u>Final</u>		
<b>Revenues:</b>				
Property and other taxes . . . . .	\$ 67,000	\$ 71,000	\$ 72,045	\$ 1,045
Total revenues . . . . .	<u>67,000</u>	<u>71,000</u>	<u>72,045</u>	<u>1,045</u>
Net change in fund balance. . . . .	67,000	71,000	72,045	1,045
<b>Fund balance at beginning of year . . . . .</b>	<u>204,335</u>	<u>204,335</u>	<u>204,335</u>	<u>-</u>
<b>Fund balance at end of year . . . . .</b>	<u>\$ 271,335</u>	<u>\$ 275,335</u>	<u>\$ 276,380</u>	<u>\$ 1,045</u>

**CITY OF STEUBENVILLE, OHIO**

SCHEDULE OF REVENUES, EXPENDITURES AND CHANGES IN  
 FUND BALANCE - BUDGET AND ACTUAL (NON-GAAP BUDGETARY BASIS)  
 ZONING AND PLANNING FUND  
 FOR THE YEAR ENDED DECEMBER 31, 2021

	Budgeted Amounts		Actual	Variance with Final Budget Positive (Negative)
	Original	Final		
<b>Revenues:</b>				
Other . . . . .	\$ 4,200	\$ 3,000	\$ 2,500	\$ (500)
Total revenues . . . . .	4,200	3,000	2,500	(500)
<b>Expenditures:</b>				
Current:				
Community environment				
Zoning and rezoning				
Maintenance and operations . . . . .	4,200	2,679	2,662	17
Total expenditures. . . . .	4,200	2,679	2,662	17
Net change in fund balance. . . . .	-	321	(162)	(483)
<b>Fund balance at beginning of year . . . . .</b>	2,117	2,117	2,117	-
<b>Fund balance at end of year . . . . .</b>	\$ 2,117	\$ 2,438	\$ 1,955	\$ (483)

**CITY OF STEUBENVILLE, OHIO**

SCHEDULE OF REVENUES, EXPENDITURES AND CHANGES IN  
 FUND BALANCE - BUDGET AND ACTUAL (NON-GAAP BUDGETARY BASIS)  
 POLICE EDUCATION TRUST FUND  
 FOR THE YEAR ENDED DECEMBER 31, 2021

	<u>Budgeted Amounts</u>		<u>Actual</u>	<u>Variance with Final Budget Positive (Negative)</u>
	<u>Original</u>	<u>Final</u>		
<b>Expenditures:</b>				
Current:				
Security of persons and property				
Police				
Maintenance and operations . . . . .	\$ -	\$ 4,784	\$ 4,784	\$ -
Total expenditures . . . . .	<u>-</u>	<u>4,784</u>	<u>4,784</u>	<u>-</u>
Net change in fund balance. . . . .	-	(4,784)	(4,784)	-
<b>Fund balance at beginning of year . . . . .</b>	<u>15,483</u>	<u>15,483</u>	<u>15,483</u>	<u>-</u>
<b>Fund balance at end of year . . . . .</b>	<u>\$ 15,483</u>	<u>\$ 10,699</u>	<u>\$ 10,699</u>	<u>\$ -</u>

**CITY OF STEUBENVILLE, OHIO**

SCHEDULE OF REVENUES, EXPENDITURES AND CHANGES IN  
 FUND BALANCE - BUDGET AND ACTUAL (NON-GAAP BUDGETARY BASIS)  
 SPECIAL PROJECTS FUND  
 FOR THE YEAR ENDED DECEMBER 31, 2021

	<u>Budgeted Amounts</u>		<u>Actual</u>	<u>Variance with Final Budget Positive (Negative)</u>
	<u>Original</u>	<u>Final</u>		
<b>Revenues:</b>				
Fines and forfeitures. . . . .	\$ 1,500	\$ 1,750	\$ 1,898	\$ 148
Total revenues. . . . .	<u>1,500</u>	<u>1,750</u>	<u>1,898</u>	<u>148</u>
Net change in fund balance. . . . .	1,500	1,750	1,898	148
<b>Fund balance at beginning of year . . . . .</b>	<u>31,144</u>	<u>31,144</u>	<u>31,144</u>	<u>-</u>
<b>Fund balance at end of year . . . . .</b>	<u>\$ 32,644</u>	<u>\$ 32,894</u>	<u>\$ 33,042</u>	<u>\$ 148</u>

**CITY OF STEUBENVILLE, OHIO**

SCHEDULE OF REVENUES, EXPENDITURES AND CHANGES IN  
 FUND BALANCE - BUDGET AND ACTUAL (NON-GAAP BUDGETARY BASIS)  
 IDIAM COURT FUND  
 FOR THE YEAR ENDED DECEMBER 31, 2021

	Budgeted Amounts		Actual	Variance with Final Budget Positive (Negative)
	Original	Final		
<b>Revenues:</b>				
Fines and forfeitures . . . . .	\$ 4,000	\$ 3,400	\$ 3,287	\$ (113)
Total revenues . . . . .	4,000	3,400	3,287	(113)
<b>Expenditures:</b>				
Current:				
General government				
Municipal court				
Capital outlay . . . . .	3,300	1,880	1,380	500
Total expenditures . . . . .	3,300	1,880	1,380	500
Net change in fund balance . . . . .	700	1,520	1,907	387
<b>Fund balance at beginning of year . . . . .</b>	45,290	45,290	45,290	-
<b>Fund balance at end of year . . . . .</b>	\$ 45,990	\$ 46,810	\$ 47,197	\$ 387

**CITY OF STEUBENVILLE, OHIO**

SCHEDULE OF REVENUES, EXPENDITURES AND CHANGES IN  
 FUND BALANCE - BUDGET AND ACTUAL (NON-GAAP BUDGETARY BASIS)  
 COURT COMMUNITY CORRECTION ACT GRANT FUND  
 FOR THE YEAR ENDED DECEMBER 31, 2021

	<u>Budgeted Amounts</u>		<u>Actual</u>	<b>Variance with Final Budget Positive (Negative)</b>
	<u>Original</u>	<u>Final</u>		
<b>Revenues:</b>				
Intergovernmental . . . . .	\$ 90,000	\$ 90,000	\$ 90,000	\$ -
Other . . . . .	10,000	19,000	14,950	(4,050)
<b>Total revenues.</b> . . . . .	<u>100,000</u>	<u>109,000</u>	<u>104,950</u>	<u>(4,050)</u>
<b>Expenditures:</b>				
Current:				
General government				
Municipal court				
Personal services. . . . .	88,035	89,323	88,594	729
Maintenance and operations . . . . .	11,984	19,693	16,375	3,318
<b>Total expenditures</b> . . . . .	<u>100,019</u>	<u>109,016</u>	<u>104,969</u>	<u>4,047</u>
Net change in fund balance. . . . .	(19)	(16)	(19)	(3)
<b>Fund balance at beginning of year</b> . . . . .	-	-	-	-
<b>Prior year encumbrances appropriated</b> . . . . .	<u>19</u>	<u>19</u>	<u>19</u>	<u>-</u>
<b>Fund balance at end of year</b> . . . . .	<u>\$ -</u>	<u>\$ 3</u>	<u>\$ -</u>	<u>\$ (3)</u>

**CITY OF STEUBENVILLE, OHIO**

SCHEDULE OF REVENUES, EXPENDITURES AND CHANGES IN  
 FUND BALANCE - BUDGET AND ACTUAL (NON-GAAP BUDGETARY BASIS)  
 FIBER INFRASTRUCTURE FUND  
 FOR THE YEAR ENDED DECEMBER 31, 2021

	<u>Budgeted Amounts</u>		<u>Actual</u>	<b>Variance with Final Budget Positive (Negative)</b>
	<u>Original</u>	<u>Final</u>		
<b>Expenditures:</b>				
Current:				
General government				
Electrical department				
Maintenance and operations . . . . .	\$ -	\$ 4,700	\$ 4,700	\$ -
Total expenditures . . . . .	<u>-</u>	<u>4,700</u>	<u>4,700</u>	<u>-</u>
Net change in fund balance. . . . .	-	(4,700)	(4,700)	-
<b>Fund balance at beginning of year . . . . .</b>	-	-	-	-
<b>Prior year encumbrances appropriated . . .</b>	<u>4,700</u>	<u>4,700</u>	<u>4,700</u>	<u>-</u>
<b>Fund balance at end of year . . . . .</b>	<u>\$ 4,700</u>	<u>\$ -</u>	<u>\$ -</u>	<u>\$ -</u>



**CITY OF STEUBENVILLE, OHIO**

SCHEDULE OF REVENUES, EXPENDITURES AND CHANGES IN  
 FUND BALANCE - BUDGET AND ACTUAL (NON-GAAP BUDGETARY BASIS)  
 MEARS RELIEF FUND  
 FOR THE YEAR ENDED DECEMBER 31, 2021

	<u>Budgeted Amounts</u>		<u>Actual</u>	<u>Variance with Final Budget Positive (Negative)</u>
	<u>Original</u>	<u>Final</u>		
<b>Revenues:</b>				
Investment income. . . . .	\$ -	\$ -	\$ 1	\$ 1
Total revenues. . . . .	<u>-</u>	<u>-</u>	<u>1</u>	<u>1</u>
Net change in fund balance. . . . .	-	-	1	1
<b>Fund balance at beginning of year . . . . .</b>	<u>10,000</u>	<u>10,000</u>	<u>10,000</u>	<u>-</u>
<b>Fund balance at end of year. . . . .</b>	<u>\$ 10,000</u>	<u>\$ 10,000</u>	<u>\$ 10,001</u>	<u>\$ 1</u>

**CITY OF STEUBENVILLE, OHIO**

SCHEDULE OF REVENUES, EXPENDITURES AND CHANGES IN  
 FUND BALANCE - BUDGET AND ACTUAL (NON-GAAP BUDGETARY BASIS)  
 COMMUNITY DEVELOPMENT FUND  
 FOR THE YEAR ENDED DECEMBER 31, 2021

	<u>Budgeted Amounts</u>		<u>Actual</u>	<u>Variance with Final Budget Positive (Negative)</u>
	<u>Original</u>	<u>Final</u>		
<b>Revenues:</b>				
Intergovernmental . . . . .	\$ 903,000	\$ 741,518	\$ 724,505	\$ (17,013)
Other . . . . .	-	9,482	9,482	-
<b>Total revenues . . . . .</b>	<u>903,000</u>	<u>751,000</u>	<u>733,987</u>	<u>(17,013)</u>
<b>Expenditures:</b>				
Current:				
Community environment				
Community development				
Personal services . . . . .	130,024	140,932	139,911	1,021
Maintenance and operations . . . . .	58,005	35,037	33,310	1,727
Capital outlay . . . . .	710,971	578,835	564,973	13,862
<b>Total expenditures . . . . .</b>	<u>899,000</u>	<u>754,804</u>	<u>738,194</u>	<u>16,610</u>
Net change in fund balance . . . . .	4,000	(3,804)	(4,207)	(403)
<b>Fund balance at beginning of year . . . . .</b>	10,969	10,969	10,969	-
<b>Prior year encumbrances appropriated . . . . .</b>	<u>10,601</u>	<u>10,601</u>	<u>10,601</u>	<u>-</u>
<b>Fund balance at end of year . . . . .</b>	<u>\$ 25,570</u>	<u>\$ 17,766</u>	<u>\$ 17,363</u>	<u>\$ (403)</u>

**CITY OF STEUBENVILLE, OHIO**

SCHEDULE OF REVENUES, EXPENDITURES AND CHANGES IN  
 FUND BALANCE - BUDGET AND ACTUAL (NON-GAAP BUDGETARY BASIS)  
 CDP - REVOLVING LOAN  
 FOR THE YEAR ENDED DECEMBER 31, 2021

	<u>Budgeted Amounts</u>		<u>Actual</u>	<u>Variance with Final Budget Positive (Negative)</u>
	<u>Original</u>	<u>Final</u>		
<b>Revenues:</b>				
Investment income. . . . .	\$ -	\$ 1	\$ 1	\$ -
Other. . . . .	700	1,061	1,061	-
<b>Total revenues. . . . .</b>	<u>700</u>	<u>1,062</u>	<u>1,062</u>	<u>-</u>
<b>Expenditures:</b>				
Current:				
Community environment				
Community development				
Other. . . . .	<u>5,000</u>	<u>5,000</u>	<u>5,000</u>	<u>-</u>
<b>Total expenditures. . . . .</b>	<u>5,000</u>	<u>5,000</u>	<u>5,000</u>	<u>-</u>
Net change in fund balance. . . . .	(4,300)	(3,938)	(3,938)	-
<b>Fund balance at beginning of year . . . . .</b>	<u>10,952</u>	<u>10,952</u>	<u>10,952</u>	<u>-</u>
<b>Fund balance at end of year. . . . .</b>	<u>\$ 6,652</u>	<u>\$ 7,014</u>	<u>\$ 7,014</u>	<u>\$ -</u>

**CITY OF STEUBENVILLE, OHIO**

SCHEDULE OF REVENUES, EXPENDITURES AND CHANGES IN  
 FUND BALANCE - BUDGET AND ACTUAL (NON-GAAP BUDGETARY BASIS)  
 CHIP LOAN FUND  
 FOR THE YEAR ENDED DECEMBER 31, 2021

	<u>Budgeted Amounts</u>		<u>Actual</u>	<u>Variance with Final Budget Positive (Negative)</u>
	<u>Original</u>	<u>Final</u>		
<b>Revenues:</b>				
Intergovernmental . . . . .	\$ 250,000	\$ 151,329	\$ 126,545	\$ (24,784)
Other . . . . .	-	4,671	4,671	-
<b>Total revenues . . . . .</b>	<u>250,000</u>	<u>156,000</u>	<u>131,216</u>	<u>(24,784)</u>
<b>Expenditures:</b>				
Current:				
Community environment				
Community development				
Personal services. . . . .	5,000	-	-	-
Other. . . . .	254,400	158,684	154,415	4,269
<b>Total expenditures . . . . .</b>	<u>259,400</u>	<u>158,684</u>	<u>154,415</u>	<u>4,269</u>
Net change in fund balance. . . . .	(9,400)	(2,684)	(23,199)	(20,515)
<b>Fund balance at beginning of year . . . . .</b>	36,817	36,817	36,817	-
<b>Prior year encumbrances appropriated . .</b>	<u>9,400</u>	<u>9,400</u>	<u>9,400</u>	<u>-</u>
<b>Fund balance at end of year. . . . .</b>	<u>\$ 36,817</u>	<u>\$ 43,533</u>	<u>\$ 23,018</u>	<u>\$ (20,515)</u>

**CITY OF STEUBENVILLE, OHIO**

SCHEDULE OF REVENUES, EXPENDITURES AND CHANGES IN  
 FUND BALANCE - BUDGET AND ACTUAL (NON-GAAP BUDGETARY BASIS)  
 MUNICIPAL COURT SPECIAL PROJECT FUND  
 FOR THE YEAR ENDED DECEMBER 31, 2021

	Budgeted Amounts		Actual	Variance with Final Budget Positive (Negative)
	Original	Final		
<b>Revenues:</b>				
Fines and forfeitures . . . . .	\$ 69,000	\$ 55,000	\$ 53,264	\$ (1,736)
Total revenues . . . . .	69,000	55,000	53,264	(1,736)
<b>Expenditures:</b>				
Current:				
Security of persons and property				
Police				
Maintenance and operations . . . . .	69,000	63,000	46,860	16,140
Total expenditures . . . . .	69,000	63,000	46,860	16,140
Net change in fund balance. . . . .	-	(8,000)	6,404	14,404
<b>Fund balance at beginning of year . . . . .</b>	101,440	101,440	101,440	-
<b>Fund balance at end of year. . . . .</b>	\$ 101,440	\$ 93,440	\$ 107,844	\$ 14,404

**CITY OF STEUBENVILLE, OHIO**

SCHEDULE OF REVENUES, EXPENDITURES AND CHANGES IN  
 FUND BALANCE - BUDGET AND ACTUAL (NON-GAAP BUDGETARY BASIS)  
 MENTORING PROGRAM FUND  
 FOR THE YEAR ENDED DECEMBER 31, 2021

	<u>Budgeted Amounts</u>		<u>Actual</u>	<b>Variance with Final Budget Positive (Negative)</b>
	<u>Original</u>	<u>Final</u>		
<b>Revenues:</b>				
Intergovernmental . . . . .	\$ 20,000	\$ 20,000	\$ 20,000	\$ -
<b>Total revenues.</b> . . . . .	<u>20,000</u>	<u>20,000</u>	<u>20,000</u>	<u>-</u>
<b>Expenditures:</b>				
Current:				
Leisure time activity				
Recreation-indoors				
Personal services. . . . .	34,695	32,013	31,696	317
Maintenance and operations . . . . .	<u>50,050</u>	<u>2,110</u>	<u>1,091</u>	<u>1,019</u>
<b>Total expenditures</b> . . . . .	<u>84,745</u>	<u>34,123</u>	<u>32,787</u>	<u>1,336</u>
Net change in fund balance. . . . .	(64,745)	(14,123)	(12,787)	1,336
<b>Fund balance at beginning of year</b> . . . . .	25,629	25,629	25,629	-
<b>Prior year encumbrances appropriated</b> . . . . .	<u>1,580</u>	<u>1,580</u>	<u>1,580</u>	<u>-</u>
<b>Fund balance at end of year</b> . . . . .	<u>\$ (37,536)</u>	<u>\$ 13,086</u>	<u>\$ 14,422</u>	<u>\$ 1,336</u>

**CITY OF STEUBENVILLE, OHIO**

SCHEDULE OF REVENUES, EXPENDITURES AND CHANGES IN  
 FUND BALANCE - BUDGET AND ACTUAL (NON-GAAP BUDGETARY BASIS)  
 FIRE DAMAGE REMOVAL FUND  
 FOR THE YEAR ENDED DECEMBER 31, 2021

	<u>Budgeted Amounts</u>		<u>Actual</u>	<u>Variance with Final Budget Positive (Negative)</u>
	<u>Original</u>	<u>Final</u>		
<b>Revenues:</b>				
Other . . . . .	\$ 60,000	\$ 30,000	\$ 1,332	\$ (28,668)
Total revenues . . . . .	<u>60,000</u>	<u>30,000</u>	<u>1,332</u>	<u>(28,668)</u>
<b>Expenditures:</b>				
Current:				
Security of persons and property				
Fire damage removal				
Maintenance and operations . . . . .	60,000	30,000	-	30,000
Total expenditures . . . . .	<u>60,000</u>	<u>30,000</u>	<u>-</u>	<u>30,000</u>
Net change in fund balance . . . . .	-	-	1,332	1,332
<b>Fund balance at beginning of year . . . . .</b>	<u>40,883</u>	<u>40,883</u>	<u>40,883</u>	<u>-</u>
<b>Fund balance at end of year . . . . .</b>	<u>\$ 40,883</u>	<u>\$ 40,883</u>	<u>\$ 42,215</u>	<u>\$ 1,332</u>

**CITY OF STEUBENVILLE, OHIO**

SCHEDULE OF REVENUES, EXPENDITURES AND CHANGES IN  
 FUND BALANCE - BUDGET AND ACTUAL (NON-GAAP BUDGETARY BASIS)  
 ZONING AND REZONING FUND  
 FOR THE YEAR ENDED DECEMBER 31, 2021

	<u>Budgeted Amounts</u>		<u>Actual</u>	<u>Variance with Final Budget Positive (Negative)</u>
	<u>Original</u>	<u>Final</u>		
<b>Revenues:</b>				
Other . . . . .	\$ 1,000	\$ 4,500	\$ 5,600	\$ 1,100
<b>Total revenues . . . . .</b>	<u>1,000</u>	<u>4,500</u>	<u>5,600</u>	<u>1,100</u>
<b>Expenditures:</b>				
Current:				
Community environment				
Historical site				
Maintenance and operations . . . . .	1,920	3,787	3,716	71
<b>Total expenditures . . . . .</b>	<u>1,920</u>	<u>3,787</u>	<u>3,716</u>	<u>71</u>
<b>Net change in fund balance. . . . .</b>	(920)	713	1,884	1,171
<b>Fund balance at beginning of year . . . . .</b>	9,672	9,672	9,672	-
<b>Prior year encumbrances appropriated . .</b>	<u>920</u>	<u>920</u>	<u>920</u>	<u>-</u>
<b>Fund balance at end of year. . . . .</b>	<u>\$ 9,672</u>	<u>\$ 11,305</u>	<u>\$ 12,476</u>	<u>\$ 1,171</u>



**CITY OF STEUBENVILLE, OHIO**

SCHEDULE OF REVENUES, EXPENDITURES AND CHANGES IN  
 FUND BALANCE - BUDGET AND ACTUAL (NON-GAAP BUDGETARY BASIS)  
 CORONAVIRUS RELIEF FUND  
 FOR THE YEAR ENDED DECEMBER 31, 2021

	<u>Budgeted Amounts</u>		<u>Actual</u>	<u>Variance with Final Budget Positive (Negative)</u>
	<u>Original</u>	<u>Final</u>		
<b>Expenditures:</b>				
Current:				
General government				
Central purchasing				
Maintenance and operations . . . . .	\$ 170,929	\$ 171,330	\$ 171,325	\$ 5
Total expenditures . . . . .	<u>170,929</u>	<u>171,330</u>	<u>171,325</u>	<u>5</u>
Net change in fund balance. . . . .	(170,929)	(171,330)	(171,325)	5
<b>Fund balance at beginning of year . . . . .</b>	396	396	396	-
<b>Prior year encumbrances appropriated . .</b>	<u>170,929</u>	<u>170,929</u>	<u>170,929</u>	<u>-</u>
<b>Fund balance (deficit) at end of year. . . .</b>	<u>\$ 396</u>	<u>\$ (5)</u>	<u>\$ -</u>	<u>\$ 5</u>

**CITY OF STEUBENVILLE, OHIO**

SCHEDULE OF REVENUES, EXPENDITURES AND CHANGES IN  
 FUND BALANCE - BUDGET AND ACTUAL (NON-GAAP BUDGETARY BASIS)  
 CDBG CARES ACT FUND  
 FOR THE YEAR ENDED DECEMBER 31, 2021

	Budgeted Amounts		Actual	Variance with Final Budget Positive (Negative)
	Original	Final		
<b>Revenues:</b>				
Intergovernmental . . . . .	\$ 254,000	\$ 378,000	\$ 335,155	\$ (42,845)
<b>Total revenues</b> . . . . .	254,000	378,000	335,155	(42,845)
<b>Expenditures:</b>				
Current:				
Community environment				
Community development				
Maintenance and operations. . . . .	1,000	-	-	-
Capital outlay . . . . .	253,000	378,000	360,693	17,307
<b>Total expenditures</b> . . . . .	254,000	378,000	360,693	17,307
Net change in fund balance. . . . .	-	-	(25,538)	(25,538)
<b>Fund balance at beginning of year</b> . . . . .	-	-	-	-
<b>Fund balance at end of year.</b> . . . . .	\$ -	\$ -	\$ (25,538)	\$ (25,538)

**CITY OF STEUBENVILLE, OHIO**

SCHEDULE OF REVENUES, EXPENDITURES AND CHANGES IN  
 FUND BALANCE - BUDGET AND ACTUAL (NON-GAAP BUDGETARY BASIS)  
 MUNICIPAL COURT MENTAL HEALTH FUND  
 FOR THE YEAR ENDED DECEMBER 31, 2021

	<u>Budgeted Amounts</u>		<u>Actual</u>	<u>Variance with Final Budget Positive (Negative)</u>
	<u>Original</u>	<u>Final</u>		
<b>Revenues:</b>				
Intergovernmental . . . . .	\$ -	\$ 18,750	\$ 93,750	\$ 75,000
Total revenues . . . . .	-	18,750	93,750	75,000
<b>Expenditures:</b>				
Current:				
General government				
Municipal court				
Maintenance and operations . . . . .	-	4,040	4,020	20
Total expenditures . . . . .	-	4,040	4,020	20
Net change in fund balance. . . . .	-	14,710	89,730	75,020
<b>Fund balance at beginning of year . . . . .</b>	<u>-</u>	<u>-</u>	<u>-</u>	<u>-</u>
<b>Fund balance at end of year. . . . .</b>	<u>\$ -</u>	<u>\$ 14,710</u>	<u>\$ 89,730</u>	<u>\$ 75,020</u>

**CITY OF STEUBENVILLE, OHIO**

SCHEDULE OF REVENUES, EXPENDITURES AND CHANGES IN  
 FUND BALANCE - BUDGET AND ACTUAL (NON-GAAP BUDGETARY BASIS)  
 GENERAL BOND RETIREMENT FUND  
 FOR THE YEAR ENDED DECEMBER 31, 2021

	<u>Budgeted Amounts</u>		<u>Actual</u>	<u>Variance with Final Budget Positive (Negative)</u>
	<u>Original</u>	<u>Final</u>		
<b>Revenues:</b>				
Property and other taxes . . . . .	\$ 253,400	\$ 240,579	\$ 240,579	\$ -
Intergovernmental. . . . .	-	13,410	13,410	-
<b>Total revenues.</b> . . . .	<u>253,400</u>	<u>253,989</u>	<u>253,989</u>	<u>-</u>
<b>Expenditures:</b>				
Current:				
General government				
General bond retirement				
Maintenance and operations . . . .	5,000	5,285	5,286	(1)
<b>Total general government.</b> . . . .	<u>5,000</u>	<u>5,285</u>	<u>5,286</u>	<u>(1)</u>
Debt service:				
Principal retirement. . . . .	226,694	17,689	17,689	-
Interest and fiscal charges. . . . .	-	209,005	209,005	-
<b>Total debt service.</b> . . . .	<u>226,694</u>	<u>226,694</u>	<u>226,694</u>	<u>-</u>
<b>Total expenditures.</b> . . . .	<u>231,694</u>	<u>231,979</u>	<u>231,980</u>	<u>(1)</u>
<b>Net change in fund balance.</b> . . . .	21,706	22,010	22,009	(1)
<b>Fund balance at beginning of year.</b> . . . .	<u>300,485</u>	<u>300,485</u>	<u>300,485</u>	<u>-</u>
<b>Fund balance at end of year.</b> . . . .	<u>\$ 322,191</u>	<u>\$ 322,495</u>	<u>\$ 322,494</u>	<u>\$ (1)</u>

**THIS PAGE IS INTENTIONALLY LEFT BLANK**

**CITY OF STEUBENVILLE, OHIO**

COMBINING BALANCE SHEET  
NONMAJOR CAPITAL PROJECTS FUNDS  
DECEMBER 31, 2021

	<b>General Capital Improvement</b>	<b>Municipal Court Improvement</b>	<b>.7% City Income Tax - Equipment Improvement</b>
<b>Assets:</b>			
Equity in pooled cash and cash equivalents . . . .	\$ 36,709	\$ 64,004	\$ 214,167
Receivables (net of allowances of uncollectibles):			
Income taxes . . . . .	-	-	56,177
Due from other governments . . . . .	148,588	-	-
	<hr/>	<hr/>	<hr/>
Total assets . . . . .	<u>\$ 185,297</u>	<u>\$ 64,004</u>	<u>\$ 270,344</u>
 <b>Liabilities:</b>			
Accounts payable . . . . .	\$ -	\$ -	\$ 600
Contracts payable . . . . .	148,588	-	-
	<hr/>	<hr/>	<hr/>
Total liabilities . . . . .	148,588	-	600
 <b>Deferred inflows of resources:</b>			
Income tax revenue not available. . . . .	-	-	56,177
Intergovernmental revenue not available. . . . .	148,588	-	-
	<hr/>	<hr/>	<hr/>
Total deferred inflows of resources . . . . .	148,588	-	56,177
 <b>Fund balances:</b>			
Restricted . . . . .	-	64,004	-
Committed . . . . .	-	-	213,567
Unassigned (deficit) . . . . .	(111,879)	-	-
	<hr/>	<hr/>	<hr/>
Total fund balances (deficit) . . . . .	(111,879)	64,004	213,567
 Total liabilities, deferred inflows of resources and fund balances. . . . .			
	<u>\$ 185,297</u>	<u>\$ 64,004</u>	<u>\$ 270,344</u>

<b>.7% City Income Tax - Recreation Improvement</b>	<b>Total Nonmajor Capital Projects Funds</b>
\$ 133,842	\$ 448,722
18,726	74,903
-	148,588
<u>\$ 152,568</u>	<u>\$ 672,213</u>
\$ 4,614	\$ 5,214
17,290	165,878
<u>21,904</u>	<u>171,092</u>
18,726	74,903
-	148,588
<u>18,726</u>	<u>223,491</u>
-	64,004
111,938	325,505
-	(111,879)
<u>111,938</u>	<u>277,630</u>
<u>\$ 152,568</u>	<u>\$ 672,213</u>

**CITY OF STEUBENVILLE, OHIO**

COMBINING STATEMENT OF REVENUES, EXPENDITURES  
AND CHANGES IN FUND BALANCES  
NONMAJOR CAPITAL PROJECTS FUNDS  
FOR THE YEAR ENDED DECEMBER 31, 2021

	<b>General Capital Improvement</b>	<b>Municipal Court Improvement</b>	<b>.7% City Income Tax - Equipment Improvement</b>
<b>Revenues:</b>			
Municipal income taxes . . . . .	\$ -	\$ -	\$ 300,000
Fines and forfeitures . . . . .	-	22,357	-
Intergovernmental . . . . .	488,892	-	-
Other . . . . .	18,220	-	37,271
	<hr/>	<hr/>	<hr/>
Total revenues . . . . .	507,112	22,357	337,271
	<hr/>	<hr/>	<hr/>
<b>Expenditures:</b>			
Current:			
General government . . . . .	-	12,976	-
Capital outlay . . . . .	637,479	-	315,111
Total expenditures . . . . .	637,479	12,976	315,111
	<hr/>	<hr/>	<hr/>
Net change in fund balances . . . . .	(130,367)	9,381	22,160
	<hr/>	<hr/>	<hr/>
<b>Fund balances at beginning of year . . . . .</b>	18,488	54,623	191,407
	<hr/>	<hr/>	<hr/>
<b>Fund balances (deficit) at end of year . . . . .</b>	\$ (111,879)	\$ 64,004	\$ 213,567
	<hr/>	<hr/>	<hr/>



<b>.7% City Income Tax - Recreation Improvement</b>	<b>Total Nonmajor Capital Projects Funds</b>
\$ 100,000	\$ 400,000
-	22,357
19,212	508,104
-	55,491
<u>119,212</u>	<u>985,952</u>
-	12,976
<u>251,240</u>	<u>1,203,830</u>
<u>251,240</u>	<u>1,216,806</u>
(132,028)	(230,854)
<u>243,966</u>	<u>508,484</u>
<u>\$ 111,938</u>	<u>\$ 277,630</u>

**CITY OF STEUBENVILLE, OHIO**

SCHEDULE OF REVENUES, EXPENDITURES AND CHANGES IN  
 FUND BALANCE - BUDGET AND ACTUAL (NON-GAAP BUDGETARY BASIS)  
 GENERAL CAPITAL IMPROVEMENT FUND  
 FOR THE YEAR ENDED DECEMBER 31, 2021

	<u>Budgeted Amounts</u>		<u>Actual</u>	<u>Variance with Final Budget Positive (Negative)</u>
	<u>Original</u>	<u>Final</u>		
<b>Revenues:</b>				
Intergovernmental. . . . .	\$ 576,000	\$ 700,986	\$ 488,892	\$ (212,094)
Other . . . . .	-	18,220	18,220	-
<b>Total revenues . . . . .</b>	<u>576,000</u>	<u>719,206</u>	<u>507,112</u>	<u>(212,094)</u>
<b>Expenditures:</b>				
Capital improvement				
Capital outlay . . . . .	592,056	717,042	511,567	205,475
<b>Total expenditures. . . . .</b>	<u>592,056</u>	<u>717,042</u>	<u>511,567</u>	<u>205,475</u>
Net change in fund balance. . . . .	(16,056)	2,164	(4,455)	(6,619)
<b>Fund balance at beginning of year . . . . .</b>	3,582	3,582	3,582	-
<b>Prior year encumbrances appropriated . . .</b>	<u>16,056</u>	<u>16,056</u>	<u>16,056</u>	<u>-</u>
<b>Fund balance at end of year. . . . .</b>	<u>\$ 3,582</u>	<u>\$ 21,802</u>	<u>\$ 15,183</u>	<u>\$ (6,619)</u>

**CITY OF STEUBENVILLE, OHIO**

SCHEDULE OF REVENUES, EXPENDITURES AND CHANGES IN  
 FUND BALANCE - BUDGET AND ACTUAL (NON-GAAP BUDGETARY BASIS)  
 MUNICIPAL COURT IMPROVEMENT FUND  
 FOR THE YEAR ENDED DECEMBER 31, 2021

	Budgeted Amounts		Actual	Variance with Final Budget Positive (Negative)
	Original	Final		
<b>Revenues:</b>				
Fines and forfeitures. . . . .	\$ 21,500	\$ 24,600	\$ 22,357	\$ (2,243)
Total revenues. . . . .	21,500	24,600	22,357	(2,243)
<b>Expenditures:</b>				
Capital outlay				
Municipal court				
Maintenance and operations. . . . .	100	39	39	-
Capital outlay. . . . .	35,000	12,937	12,937	-
Total expenditures. . . . .	35,100	12,976	12,976	-
Net change in fund balance . . . . .	(13,600)	11,624	9,381	(2,243)
<b>Fund balance at beginning of year . . . . .</b>	54,623	54,623	54,623	-
<b>Fund balance at end of year . . . . .</b>	\$ 41,023	\$ 66,247	\$ 64,004	\$ (2,243)

**CITY OF STEUBENVILLE, OHIO**

SCHEDULE OF REVENUES, EXPENDITURES AND CHANGES IN  
 FUND BALANCE - BUDGET AND ACTUAL (NON-GAAP BUDGETARY BASIS)  
 .7% CITY INCOME TAX - EQUIPMENT IMPROVEMENT FUND  
 FOR THE YEAR ENDED DECEMBER 31, 2021

	Budgeted Amounts		Actual	Variance with Final Budget Positive (Negative)
	Original	Final		
<b>Revenues:</b>				
Municipal income taxes . . . . .	\$ 300,000	\$ 300,000	\$ 300,000	\$ -
Other . . . . .	-	-	37,271	37,271
<b>Total revenues . . . . .</b>	<u>300,000</u>	<u>300,000</u>	<u>337,271</u>	<u>37,271</u>
<b>Expenditures:</b>				
Capital outlay				
Equipment improvement				
Maintenance and operations. . . . .	900	633	633	-
Capital outlay . . . . .	429,163	467,398	458,627	8,771
Other . . . . .	14,198	14,968	14,286	682
<b>Total expenditures. . . . .</b>	<u>444,261</u>	<u>482,999</u>	<u>473,546</u>	<u>9,453</u>
 Net change in fund balance . . . . .	(144,261)	(182,999)	(136,275)	46,724
 <b>Fund balance at beginning of year. . . . .</b>	154,744	154,744	154,744	-
<b>Prior year encumbrances appropriated . . . .</b>	<u>110,663</u>	<u>110,663</u>	<u>110,663</u>	<u>-</u>
 <b>Fund balance at end of year . . . . .</b>	<u>\$ 121,146</u>	<u>\$ 82,408</u>	<u>\$ 129,132</u>	<u>\$ 46,724</u>

**CITY OF STEUBENVILLE, OHIO**

SCHEDULE OF REVENUES, EXPENDITURES AND CHANGES IN  
 FUND BALANCE - BUDGET AND ACTUAL (NON-GAAP BUDGETARY BASIS)  
 .7% CITY INCOME TAX - RECREATION IMPROVEMENT FUND  
 FOR THE YEAR ENDED DECEMBER 31, 2021

	<u>Budgeted Amounts</u>		<u>Actual</u>	<b>Variance with Final Budget Positive (Negative)</b>
	<u>Original</u>	<u>Final</u>		
<b>Revenues:</b>				
Municipal income taxes . . . . .	\$ 100,000	\$ 100,000	\$ 100,000	\$ -
Intergovernmental . . . . .	-	29,212	29,212	-
<b>Total revenues.</b> . . . . .	<u>100,000</u>	<u>129,212</u>	<u>129,212</u>	<u>-</u>
<b>Expenditures:</b>				
Capital outlay				
Recreation improvement				
Maintenance and operations . . . . .	660	337	337	-
Capital outlay . . . . .	157,669	262,495	257,272	5,223
Other. . . . .	5,100	6,132	4,734	1,398
<b>Total expenditures.</b> . . . . .	<u>163,429</u>	<u>268,964</u>	<u>262,343</u>	<u>6,621</u>
 Net change in fund balance. . . . .	 (63,429)	 (139,752)	 (133,131)	 6,621
 <b>Fund balance at beginning of year</b> . . . . .	 227,024	 227,024	 227,024	 -
<b>Prior year encumbrances appropriated</b> . . . . .	<u>7,669</u>	<u>7,669</u>	<u>7,669</u>	<u>-</u>
 <b>Fund balance at end of year.</b> . . . . .	 <u>\$ 171,264</u>	 <u>\$ 94,941</u>	 <u>\$ 101,562</u>	 <u>\$ 6,621</u>

**CITY OF STEUBENVILLE, OHIO**  
INDIVIDUAL FUND SCHEDULES  
FUND DESCRIPTIONS - PROPRIETARY FUNDS

**ENTERPRISE FUNDS**

To account for the financing of costs (expenses, including depreciation) of providing goods or services to the general public on a continuing basis that are financed or recovered primarily through user charges.

**Major Enterprise Funds**

***Water Fund***

This fund accounts for the provision of water treatment and distribution to its residential and commercial users located within the City.

***Sewer Fund***

This fund accounts for the provision of sanitary sewer service to the residents and commercial users located within the City.

***Refuse Fund***

This fund accounts for the operations of providing refuse waste removal to the residents and commercial users located within the City.

**INTERNAL SERVICE FUND**

To account for the financing of services provided by one department or agency to other departments or agencies of the City on a cost-reimbursement basis.

**Internal Service Fund**

***Health Assurance Fund***

This fund accounts for health care claims for the City's employees.

**CITY OF STEUBENVILLE, OHIO**

SCHEDULE OF REVENUES, EXPENSES AND CHANGES IN  
 FUND EQUITY - BUDGET AND ACTUAL (NON-GAAP BUDGETARY BASIS)  
 WATER FUND  
 FOR THE YEAR ENDED DECEMBER 31, 2021

	Budgeted Amounts		Actual	Variance with Final Budget Positive (Negative)
	Original	Final		
<b>Operating revenues:</b>				
Charges for services . . . . .	\$ 7,193,000	\$ 7,989,172	\$ 7,636,446	\$ (352,726)
Other. . . . .	-	6,027	10,574	4,547
Total revenues . . . . .	7,193,000	7,995,199	7,647,020	(348,179)
<b>Operating expenses:</b>				
Personal services. . . . .	1,794,763	1,954,316	1,926,091	28,225
Maintenance and operations . . . . .	2,448,491	2,207,919	2,089,467	118,452
Capital outlay . . . . .	8,656,235	1,335,932	1,259,010	76,922
Total expenses . . . . .	12,899,489	5,498,167	5,274,568	223,599
Operating income (loss). . . . .	(5,706,489)	2,497,032	2,372,452	(124,580)
<b>Nonoperating revenues (expenses):</b>				
Investment income. . . . .	1,500	150	157	7
Note issuance . . . . .	7,256,100	36,189	227,713	191,524
Debt service:				
Principal retirement . . . . .	(2,574,808)	(2,565,812)	(2,565,812)	-
Interest and fiscal charges. . . . .	(528,189)	(546,340)	(546,340)	-
Total nonoperating revenues (expenses) . . .	4,154,603	(3,075,813)	(2,884,282)	191,531
Loss before transfers and capital contributions.	(1,551,886)	(578,781)	(511,830)	66,951
Transfers in. . . . .	416,100	-	-	-
Capital contributions. . . . .	419,000	515,178	356,618	(158,560)
Net change in fund equity . . . . .	(716,786)	(63,603)	(155,212)	66,951
<b>Fund equity at beginning of year . . . . .</b>	4,059,977	4,059,977	4,059,977	-
<b>Prior year encumbrances appropriated . . .</b>	520,036	520,036	520,036	-
<b>Fund equity at end of year . . . . .</b>	\$ 3,863,227	\$ 4,516,410	\$ 4,424,801	\$ 66,951

**CITY OF STEUBENVILLE, OHIO**

SCHEDULE OF REVENUES, EXPENSES AND CHANGES IN  
 FUND EQUITY - BUDGET AND ACTUAL (NON-GAAP BUDGETARY BASIS)  
 SEWER FUND  
 FOR THE YEAR ENDED DECEMBER 31, 2021

	Budgeted Amounts		Actual	Variance with Final Budget Positive (Negative)
	Original	Final		
<b>Operating revenues:</b>				
Charges for services . . . . .	\$ 5,806,500	\$ 5,796,500	\$ 5,584,546	\$ (211,954)
Other. . . . .	-	171,861	161,855	(10,006)
Total revenues . . . . .	5,806,500	5,968,361	5,746,401	(221,960)
<b>Operating expenses:</b>				
Personal services. . . . .	1,621,723	1,710,936	1,678,155	32,781
Maintenance and operations . . . . .	2,233,338	2,209,030	2,059,431	149,599
Capital outlay . . . . .	10,010,351	2,790,861	2,553,469	237,392
Total expenses . . . . .	13,865,412	6,710,827	6,291,055	419,772
Operating loss. . . . .	(8,058,912)	(742,466)	(544,654)	197,812
<b>Nonoperating revenues (expenses):</b>				
Investment income. . . . .	1,500	150	150	-
Note issuance . . . . .	8,034,000	1,371,572	1,013,460	(358,112)
Debt service:				
Principal retirement . . . . .	(799,850)	(827,844)	(820,244)	7,600
Interest and fiscal charges. . . . .	(629,820)	(624,352)	(623,997)	355
Total nonoperating revenues (expenses) . . . . .	6,605,830	(80,474)	(430,631)	(350,157)
Loss before capital contributions . . . . .	(1,453,082)	(822,940)	(975,285)	(152,345)
Capital contributions. . . . .	1,175,000	-	-	-
Net change in fund equity . . . . .	(278,082)	(822,940)	(975,285)	(152,345)
<b>Fund equity at beginning of year . . . . .</b>	3,629,065	3,629,065	3,629,065	-
<b>Prior year encumbrances appropriated . . . . .</b>	1,276,427	1,276,427	1,276,427	-
<b>Fund equity at end of year . . . . .</b>	\$ 4,627,410	\$ 4,082,552	\$ 3,930,207	\$ (152,345)



**CITY OF STEUBENVILLE, OHIO**

SCHEDULE OF REVENUES, EXPENSES AND CHANGES IN  
 FUND EQUITY - BUDGET AND ACTUAL (NON-GAAP BUDGETARY BASIS)  
 REFUSE FUND  
 FOR THE YEAR ENDED DECEMBER 31, 2021

	<u>Budgeted Amounts</u>		<u>Actual</u>	<u>Variance with Final Budget Positive (Negative)</u>
	<u>Original</u>	<u>Final</u>		
<b>Operating revenues:</b>				
Charges for services . . . . .	\$ 1,798,800	\$ 1,788,480	\$ 1,764,596	\$ (23,884)
Royalties. . . . .	80,000	-	-	-
Other. . . . .	-	6,757	6,827	70
Total revenues . . . . .	<u>1,878,800</u>	<u>1,795,237</u>	<u>1,771,423</u>	<u>(23,814)</u>
<b>Operating expenses:</b>				
Personal services. . . . .	1,245,276	1,182,321	1,169,342	12,979
Contractual services . . . . .	448,024	483,515	471,639	11,876
Maintenance and operations . . . . .	551,646	534,420	505,195	29,225
Other . . . . .	-	828,073	828,073	-
Total expenses . . . . .	<u>2,244,946</u>	<u>3,028,329</u>	<u>2,974,249</u>	<u>54,080</u>
Operating loss . . . . .	<u>(366,146)</u>	<u>(1,233,092)</u>	<u>(1,202,826)</u>	<u>30,266</u>
<b>Nonoperating revenues:</b>				
Investment income. . . . .	<u>3,600</u>	<u>200</u>	<u>191</u>	<u>(9)</u>
Net change in fund equity . . . . .	(362,546)	(1,232,892)	(1,202,635)	30,257
<b>Fund equity at beginning of year . . . . .</b>	4,220,334	4,220,334	4,220,334	-
<b>Prior year encumbrances appropriated . . .</b>	<u>218,023</u>	<u>218,023</u>	<u>218,023</u>	<u>-</u>
<b>Fund equity at end of year . . . . .</b>	<u>\$ 4,075,811</u>	<u>\$ 3,205,465</u>	<u>\$ 3,235,722</u>	<u>\$ 30,257</u>

**CITY OF STEUBENVILLE, OHIO**

SCHEDULE OF REVENUES, EXPENSES AND CHANGES IN  
 FUND EQUITY - BUDGET AND ACTUAL (NON-GAAP BUDGETARY BASIS)  
 HEALTH ASSURANCE FUND  
 FOR THE YEAR ENDED DECEMBER 31, 2021

	<u>Budgeted Amounts</u>		<u>Actual</u>	<u>Variance with Final Budget Positive (Negative)</u>
	<u>Original</u>	<u>Final</u>		
<b>Operating revenues:</b>				
Charges for services . . . . .	\$ 2,088,100	\$ 1,927,392	\$ 1,890,722	\$ (36,670)
Stop-loss reimbursement . . . . .	-	1,488,063	812,748	(675,315)
Other . . . . .	5,000	68,041	75,279	7,238
<b>Total revenues . . . . .</b>	<u>2,093,100</u>	<u>3,483,496</u>	<u>2,778,749</u>	<u>(704,747)</u>
<b>Operating expenses:</b>				
Claims . . . . .	3,286,500	4,387,936	3,569,205	818,731
Other . . . . .	70,540	158,870	158,870	-
<b>Total expenses . . . . .</b>	<u>3,357,040</u>	<u>4,546,806</u>	<u>3,728,075</u>	<u>818,731</u>
Net change in fund equity . . . . .	(1,263,940)	(1,063,310)	(949,326)	113,984
<b>Fund equity at beginning of year . . . . .</b>	1,145,741	1,145,741	1,145,741	-
<b>Prior year encumbrances appropriated . . . . .</b>	<u>70,540</u>	<u>70,540</u>	<u>70,540</u>	<u>-</u>
<b>Fund equity (deficit) at end of year . . . . .</b>	<u>\$ (47,659)</u>	<u>\$ 152,971</u>	<u>\$ 266,955</u>	<u>\$ 113,984</u>

**CITY OF STEUBENVILLE, OHIO**  
INDIVIDUAL FUND SCHEDULES  
FUND DESCRIPTION - CUSTODIAL FUND

**Custodial Fund**

Custodial funds are used to report fiduciary activities that are not required to be reported in pension (and other employee benefit) trust funds, investment trust funds, or private-purpose trust funds.

***Municipal Court Fund***

This fund accounts for fines and forfeitures collected by the City's Municipal Court on behalf of other governments.

**THIS PAGE IS INTENTIONALLY LEFT BLANK**

# **STATISTICAL SECTION**



**CITY OF STEUBENVILLE, OHIO**  
**STATISTICAL SECTION**

This part of the City of Steubenville's Annual Comprehensive Financial Report presents detailed information as a context for understanding what the information in the financial statements, note disclosures, and required supplementary information says about the City's overall financial health.

<b><u>Contents</u></b>	<b><u>Page</u></b>
<b>Financial Trends</b> These schedules contain trend information to help the reader understand how the City's financial performance and well-being have changed over time.	<b>199-213</b>
<b>Revenue Capacity</b> These schedules contain information to help the reader assess the City's most significant local revenue sources, income and property taxes.	<b>214-220</b>
<b>Debt Capacity</b> These schedules present information to help the reader assess the affordability of the City's current levels of outstanding debt and the City's ability to issue additional debt in the future.	<b>222-231</b>
<b>Demographic and Economic Information</b> These schedules offer demographic and economic indicators to help the reader understand the environment within which the City's financial activities take place.	<b>232-233</b>
<b>Operating Information</b> These schedules contain service and infrastructure data to help the reader understand how the information in the City's financial report relates to the services the City provides and the activities it performs.	<b>234-239</b>

**CITY OF STEUBENVILLE, OHIO**

NET POSITION BY COMPONENT  
LAST TEN YEARS  
(ACCRUAL BASIS OF ACCOUNTING)

	<u>2021</u>	<u>2020</u>	<u>2019</u>	<u>2018</u>
<b>Governmental activities:</b>				
Net investment in capital assets	\$ 33,355,394	\$ 33,326,389	\$ 33,046,072	\$ 32,526,938
Restricted for:				
Capital projects	199,422	8,488	148,487	183,260
Street construction, maintenance and repair	1,869,050	1,694,158	1,616,322	1,316,213
Police and fire	10,699	58,272	88,277	164,678
Municipal court improvements	64,004	54,623	62,042	75,082
Community development projects	1,189,272	1,327,761	978,800	965,087
Court programs	370,478	202,979	263,255	196,078
Other purposes	491,678	600,887	481,193	393,820
Unrestricted (deficit)	<u>(8,689,295)</u>	<u>(11,596,250)</u>	<u>(11,429,446)</u>	<u>(19,476,765)</u>
Total governmental activities net position	<u>\$ 28,860,702</u>	<u>\$ 25,677,307</u>	<u>\$ 25,255,002</u>	<u>\$ 16,344,391</u>
<b>Business-type activities:</b>				
Net investment in capital assets	\$ 33,427,803	\$ 31,577,344	\$ 27,938,441	\$ 25,257,596
Unrestricted	<u>4,638,289</u>	<u>1,666,599</u>	<u>2,080,044</u>	<u>2,079,840</u>
Total business-type activities net position	<u>\$ 38,066,092</u>	<u>\$ 33,243,943</u>	<u>\$ 30,018,485</u>	<u>\$ 27,337,436</u>
<b>Total primary government:</b>				
Net investment in capital assets	\$ 66,783,197	\$ 64,903,733	\$ 60,984,513	\$ 57,784,534
Restricted for:				
Capital projects	199,422	8,488	148,487	183,260
Street construction, maintenance and repair	1,869,050	1,694,158	1,616,322	1,316,213
Police and fire	10,699	58,272	88,277	164,678
Court computer	64,004	54,623	62,042	75,082
Community development projects	1,189,272	1,327,761	978,800	965,087
Court programs	370,478	202,979	263,255	196,078
Emergency management	-	-	-	-
Other purposes	491,678	600,887	481,193	393,820
Unrestricted (deficit)	<u>(4,051,006)</u>	<u>(9,929,651)</u>	<u>(9,349,402)</u>	<u>(17,396,925)</u>
Total primary government net position	<u>\$ 66,926,794</u>	<u>\$ 58,921,250</u>	<u>\$ 55,273,487</u>	<u>\$ 43,681,827</u>

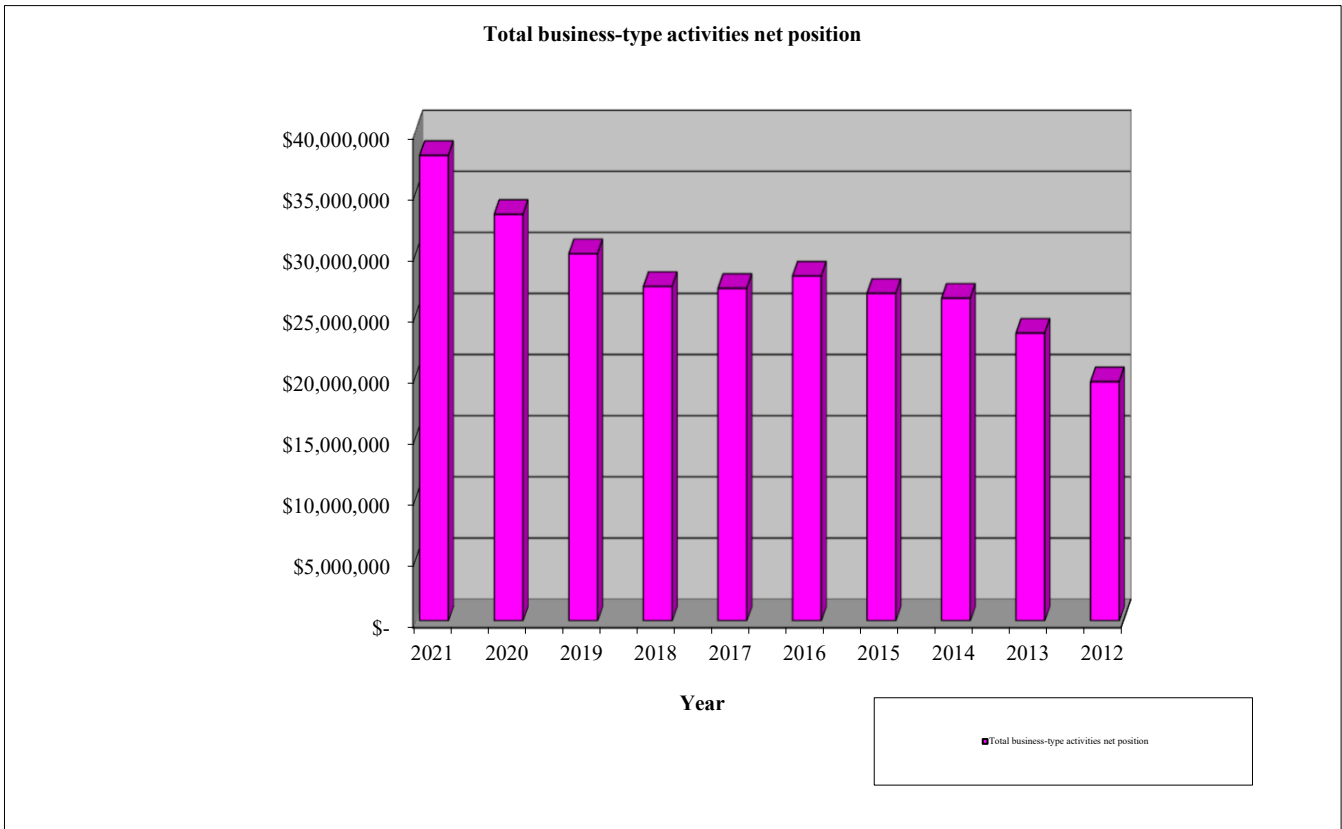
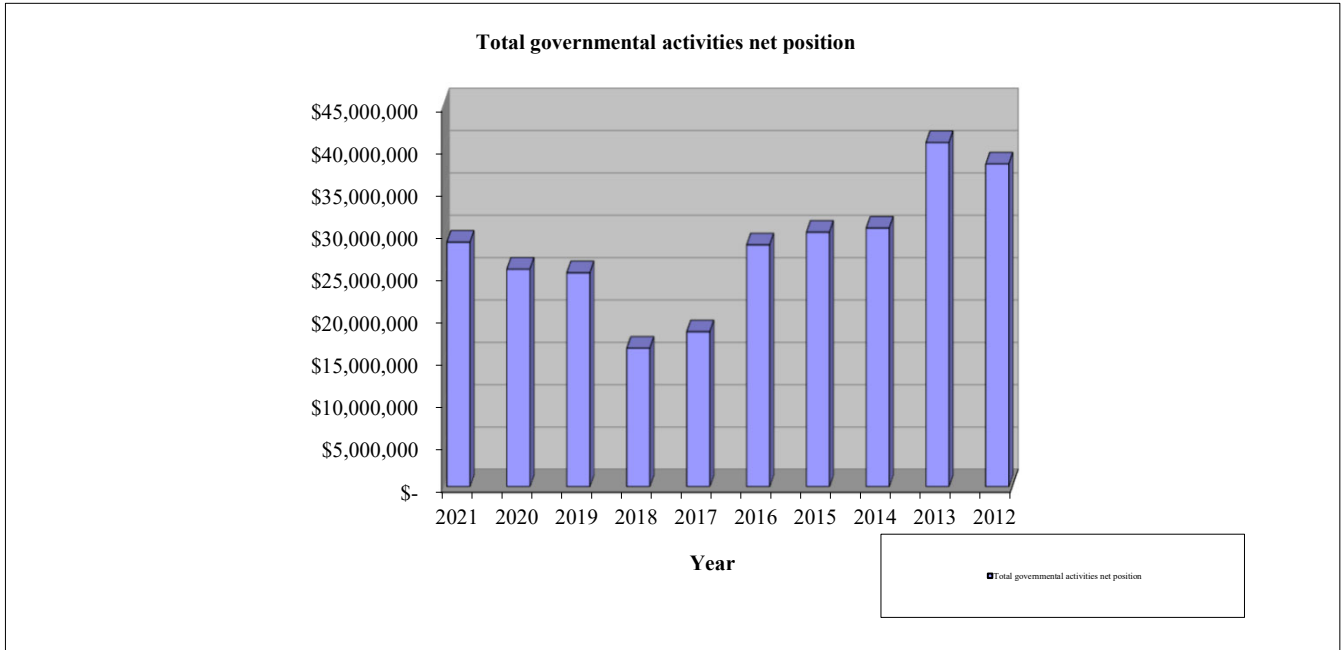
**Source:** City financial records



	<b>2017</b>	<b>2016</b>	<b>2015</b>	<b>2014</b>	<b>2013</b>	<b>2012</b>
\$	33,099,183	\$ 31,429,821	\$ 31,655,663	\$ 31,621,010	\$ 29,968,932	\$ 30,592,967
	189,969	181,122	168,289	282,850	273,468	273,468
	1,376,077	1,207,686	1,138,040	1,750,025	4,801,831	991,621
	240,530	32,209	31,173	32,516	35,395	37,557
	86,225	118,430	109,356	99,258	91,867	78,158
	963,685	1,067,319	1,012,633	1,177,269	1,204,789	1,501,925
	179,410	181,108	164,711	108,757	103,236	71,785
	448,785	459,220	339,614	367,539	215,047	119,724
	(18,299,212)	(6,129,941)	(4,582,828)	(4,911,687)	3,932,979	4,434,985
\$	<u>18,284,652</u>	<u>\$ 28,546,974</u>	<u>\$ 30,036,651</u>	<u>\$ 30,527,537</u>	<u>\$ 40,627,544</u>	<u>\$ 38,102,190</u>
\$	23,326,413	\$ 20,119,667	\$ 18,461,579	\$ 15,606,124	\$ 14,664,196	\$ 13,135,521
	3,862,850	8,073,856	8,309,781	10,773,111	8,858,962	6,409,878
\$	<u>27,189,263</u>	<u>\$ 28,193,523</u>	<u>\$ 26,771,360</u>	<u>\$ 26,379,235</u>	<u>\$ 23,523,158</u>	<u>\$ 19,545,399</u>
\$	56,425,596	\$ 51,549,488	\$ 50,117,242	\$ 47,227,134	\$ 44,633,128	\$ 43,728,488
	189,969	181,122	168,289	282,850	273,468	273,468
	1,376,077	1,207,686	1,138,040	1,750,025	4,801,831	991,621
	240,530	32,209	31,173	32,516	35,395	37,557
	86,225	118,430	109,356	99,258	91,867	78,158
	963,685	1,067,319	1,012,633	1,177,269	1,204,789	1,501,925
	179,410	181,108	164,711	108,757	103,236	71,785
	-	-	-	-	-	-
	448,785	459,220	339,614	367,539	215,047	119,724
	(14,436,362)	1,943,915	3,726,953	5,861,424	12,791,941	10,844,863
\$	<u>45,473,915</u>	<u>\$ 56,740,497</u>	<u>\$ 56,808,011</u>	<u>\$ 56,906,772</u>	<u>\$ 64,150,702</u>	<u>\$ 57,647,589</u>

**CITY OF STEUBENVILLE, OHIO**

**NET POSITION CHART BY YEAR  
LAST TEN YEARS  
(ACCRUAL BASIS OF ACCOUNTING)**



Source: City financial records.

THIS PAGE IS INTENTIONALLY LEFT BLANK

**CITY OF STEUBENVILLE, OHIO**

CHANGES IN NET POSITION  
LAST TEN YEARS  
(ACCRUAL BASIS OF ACCOUNTING)

	<u>2021</u>	<u>2020</u>	<u>2019</u>	<u>2018</u>
<b>Program revenues:</b>				
Governmental activities:				
Charges for services:				
General government	\$ 925,158	\$ 980,857	\$ 846,639	\$ 912,118
Security of persons and property	845,475	240,200	7,850	7,190
Public health and welfare	-	-	-	-
Transportation	25,603	13,112	114,810	67,345
Community environment	288,048	224,199	507,117	278,945
Leisure time activity	28,232	12,655	39,134	40,553
Operating grants and contributions	2,427,565	4,057,941	1,745,954	1,431,526
Capital grants and contributions	<u>1,226,675</u>	<u>757,184</u>	<u>3,084,700</u>	<u>962,072</u>
Total governmental activities program revenues	<u>5,766,756</u>	<u>6,286,148</u>	<u>6,346,204</u>	<u>3,699,749</u>
Business-type activities:				
Charges for services:				
Water	7,475,994	7,494,363	7,415,631	6,319,648
Sewer	5,484,541	5,427,298	5,353,569	3,909,452
Refuse	1,881,189	1,679,509	1,766,866	1,861,153
Operating grants & contributions	-	-	1,246,858	-
Capital grants and contributions	<u>356,618</u>	<u>886,172</u>	<u>1,203,627</u>	<u>-</u>
Total business-type activities program revenues	<u>15,198,342</u>	<u>15,487,342</u>	<u>16,986,551</u>	<u>12,090,253</u>
Total primary government	<u>\$ 20,965,098</u>	<u>\$ 21,773,490</u>	<u>\$ 23,332,755</u>	<u>\$ 15,790,002</u>
<b>Expenses:</b>				
Governmental activities:				
General government	\$ 3,450,355	\$ 4,217,928	\$ 4,176,909	\$ 3,580,348
Security of persons and property	8,951,878	10,208,598	878,537	9,621,517
Public health and welfare	80,153	103,061	86,721	132,582
Transportation	3,729,574	4,406,112	4,530,369	4,263,293
Community environment	573,762	618,801	523,385	647,462
Leisure time activity	845,713	921,798	939,164	820,550
Interest and fiscal charges	<u>226,216</u>	<u>246,313</u>	<u>263,606</u>	<u>280,109</u>
Total governmental activities expenses	<u>17,857,651</u>	<u>20,722,611</u>	<u>11,398,691</u>	<u>19,345,861</u>
Business-type activities:				
Water	4,461,041	5,493,675	7,610,308	5,350,304
Sewer	4,204,039	4,875,637	4,764,433	4,394,859
Refuse	<u>1,768,216</u>	<u>2,410,297</u>	<u>2,446,939</u>	<u>2,761,915</u>
Total business-type activities expenses	<u>10,433,296</u>	<u>12,779,609</u>	<u>14,821,680</u>	<u>12,507,078</u>
Total primary government	<u>\$ 28,290,947</u>	<u>\$ 33,502,220</u>	<u>\$ 26,220,371</u>	<u>\$ 31,852,939</u>
<b>Net (expense) revenue:</b>				
Governmental activities	\$ (12,090,895)	\$ (14,436,463)	\$ (5,052,487)	\$ (15,646,112)
Business-type activities	<u>4,765,046</u>	<u>2,707,733</u>	<u>2,164,871</u>	<u>(416,825)</u>
Total primary government net expense	<u>\$ (7,325,849)</u>	<u>\$ (11,728,730)</u>	<u>\$ (2,887,616)</u>	<u>\$ (16,062,937)</u>

<u>2017</u>	<u>2016</u>	<u>2015</u>	<u>2014</u>	<u>2013</u>	<u>2012</u>
\$ 1,003,695	\$ 968,412	\$ 904,621	\$ 1,039,119	\$ 1,019,762	\$ 733,045
215,850	6,166	13,730	15,614	16,202	14,296
104,587	286,766	252,086	241,025	237,519	245,919
22,851	106,068	79,712	124,182	201,701	97,248
260,494	191,813	220,178	173,887	179,916	145,779
36,047	43,327	28,374	44,536	52,863	181,111
1,520,203	2,042,812	2,043,064	1,652,528	2,983,006	1,762,522
3,322,049	784,409	569,297	1,229,473	1,869,869	1,479,365
<u>6,485,776</u>	<u>4,429,773</u>	<u>4,111,062</u>	<u>4,520,364</u>	<u>6,560,838</u>	<u>4,659,285</u>
6,304,482	6,309,271	5,989,762	5,956,995	5,267,519	5,447,787
3,671,555	3,814,237	3,836,102	3,842,815	4,231,045	4,399,628
1,858,135	1,954,432	2,291,388	2,243,643	2,220,288	2,251,504
-	-	-	-	-	10,692
532,019	57,000	301,700	106,738	84,234	-
<u>12,366,191</u>	<u>12,134,940</u>	<u>12,418,952</u>	<u>12,150,191</u>	<u>11,803,086</u>	<u>12,109,611</u>
<u>\$ 18,851,967</u>	<u>\$ 16,564,713</u>	<u>\$ 16,530,014</u>	<u>\$ 16,670,555</u>	<u>\$ 18,363,924</u>	<u>\$ 16,768,896</u>
\$ 3,917,931	\$ 3,242,172	\$ 3,225,266	\$ 2,918,782	\$ 2,963,682	\$ 2,851,065
8,566,230	8,785,738	7,719,461	7,038,402	7,194,554	7,359,922
275,602	532,254	591,661	573,512	634,498	657,200
3,628,421	3,507,256	3,613,574	3,215,726	3,397,420	3,220,095
775,607	1,238,946	793,755	681,418	1,681,840	748,089
832,191	726,855	825,576	796,512	719,238	993,906
322,644	294,219	294,889	291,849	268,026	271,234
<u>18,318,626</u>	<u>18,327,440</u>	<u>17,064,182</u>	<u>15,516,201</u>	<u>16,859,258</u>	<u>16,101,511</u>
4,994,976	4,860,258	6,544,983	4,832,198	4,568,647	4,993,615
4,059,096	4,133,204	4,141,443	4,283,771	3,630,546	3,872,870
2,818,098	1,675,400	1,463,393	1,313,113	1,307,220	1,492,302
<u>11,872,170</u>	<u>10,668,862</u>	<u>12,149,819</u>	<u>10,429,082</u>	<u>9,506,413</u>	<u>10,358,787</u>
<u>\$ 30,190,796</u>	<u>\$ 28,996,302</u>	<u>\$ 29,214,001</u>	<u>\$ 25,945,283</u>	<u>\$ 26,365,671</u>	<u>\$ 26,460,298</u>
\$ (11,832,850)	\$ (13,897,667)	\$ (12,953,120)	\$ (10,995,837)	\$ (10,298,420)	\$ (11,442,226)
494,021	1,466,078	269,133	1,721,109	2,296,673	1,750,824
<u>\$ (11,338,829)</u>	<u>\$ (12,431,589)</u>	<u>\$ (12,683,987)</u>	<u>\$ (9,274,728)</u>	<u>\$ (8,001,747)</u>	<u>\$ (9,691,402)</u>

**CITY OF STEUBENVILLE, OHIO**

CHANGES IN NET POSITION  
LAST TEN YEARS (CONTINUED)  
(ACCRUAL BASIS OF ACCOUNTING)

	<u>2021</u>	<u>2020</u>	<u>2019</u>	<u>2018</u>
<b>General revenues and other changes in net position:</b>				
Governmental activities:				
Taxes:				
Property taxes levied for:				
General purposes	\$ 1,127,940	\$ 1,073,132	\$ 1,028,752	\$ 1,051,004
Debt service	227,406	219,925	211,227	219,833
Municipal income taxes levied for:				
General purposes	10,890,237	9,368,119	9,651,374	9,725,996
Street improvement	756,631	739,914	718,918	732,424
Equipment improvement	292,518	302,058	286,201	292,992
Recreation	97,506	100,686	95,401	97,664
Other taxes:				
Hotel occupancy tax	294,642	258,034	371,837	320,332
Permissive motor vehicle license tax	289,690	-	-	-
Grants and entitlements				
not restricted to specific programs	1,005,331	884,112	881,609	818,371
Investment earnings	1,380	51,161	152,474	33,086
Other	327,668	2,007,353	565,305	381,974
Transfers	<u>(36,659)</u>	<u>(145,726)</u>	<u>-</u>	<u>-</u>
Total governmental activities	<u>15,274,290</u>	<u>14,858,768</u>	<u>13,963,098</u>	<u>13,673,676</u>
Business-type activities:				
Investment earnings	498	25,867	104,559	-
Royalties	-	92,463	227,032	482,128
Other	19,946	253,669	184,587	82,870
Oil & gas lease revenue	-	-	-	-
Special item	-	-	-	-
Transfers	<u>36,659</u>	<u>145,726</u>	<u>-</u>	<u>-</u>
Total business-type activities	<u>57,103</u>	<u>517,725</u>	<u>516,178</u>	<u>564,998</u>
Total primary government	<u>\$ 15,331,393</u>	<u>\$ 15,376,493</u>	<u>\$ 14,479,276</u>	<u>\$ 14,238,674</u>
<b>Change in net position:</b>				
Governmental activities	\$ 3,183,395	\$ 422,305	\$ 8,910,611	\$ (1,972,436)
Business-type activities	<u>4,822,149</u>	<u>3,225,458</u>	<u>2,681,049</u>	<u>148,173</u>
Total primary government	<u>\$ 8,005,544</u>	<u>\$ 3,647,763</u>	<u>\$ 11,591,660</u>	<u>\$ (1,824,263)</u>

Source: City financial records

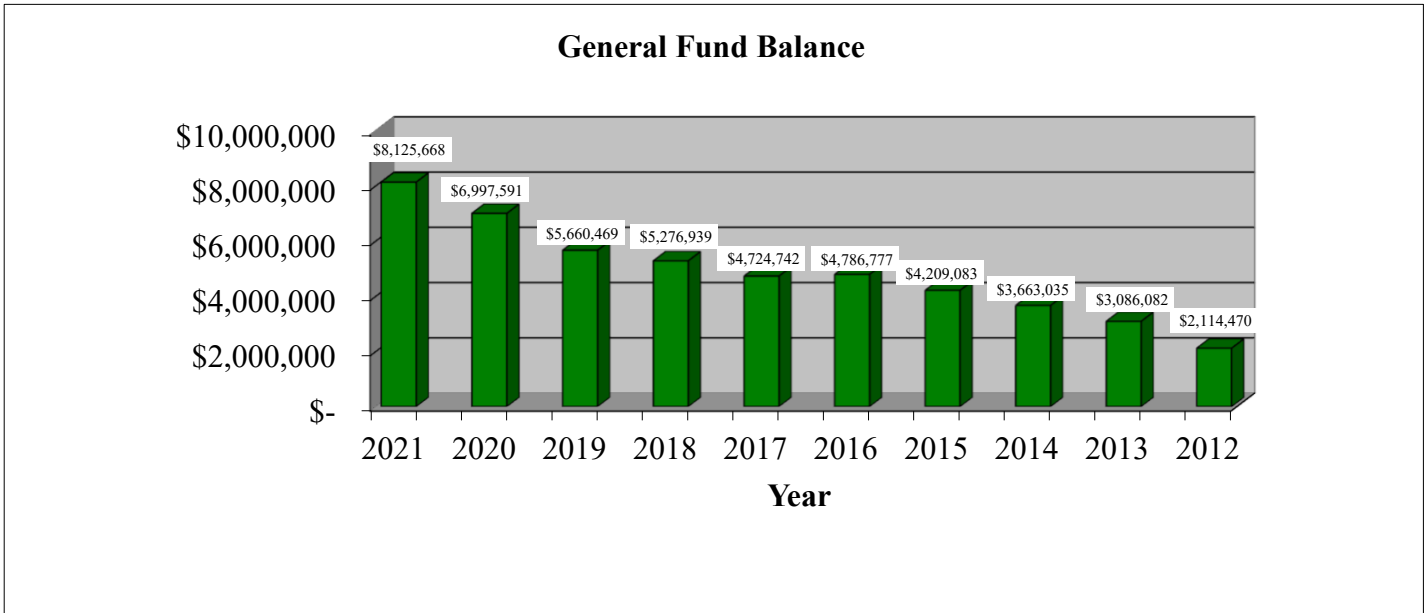
<u>2017</u>	<u>2016</u>	<u>2015</u>	<u>2014</u>	<u>2013</u>	<u>2012</u>
\$ 1,058,482	\$ 1,042,099	\$ 951,459	\$ 940,815	\$ 916,282	\$ 999,622
218,955	216,903	204,206	203,185	198,808	185,150
9,094,023	8,789,657	8,622,606	8,376,021	8,822,516	8,379,389
748,367	702,410	703,363	703,978	758,523	741,205
310,558	288,117	290,881	294,506	319,027	308,845
103,519	96,039	96,960	98,169	106,342	102,949
289,645	220,403	319,548	396,254	307,047	292,107
-	-	-	-	-	-
832,759	863,425	852,143	907,314	1,169,401	1,192,720
2,497	5,477	1,892	1,972	3,357	3,383
340,367	126,718	239,673	386,495	222,471	123,955
(5,670)	56,742	179,503	90,785	-	(8,998)
<u>12,993,502</u>	<u>12,407,990</u>	<u>12,462,234</u>	<u>12,399,494</u>	<u>12,823,774</u>	<u>12,320,327</u>
-	-	-	-	-	-
-	-	-	-	-	-
78,921	12,827	302,495	149,043	105,187	53,038
-	-	-	-	-	597,256
-	-	-	3,040,000	1,575,899	-
5,670	(56,742)	(179,503)	(90,785)	-	8,998
<u>84,591</u>	<u>(43,915)</u>	<u>122,992</u>	<u>3,098,258</u>	<u>1,681,086</u>	<u>659,292</u>
<u>\$ 13,078,093</u>	<u>\$ 12,364,075</u>	<u>\$ 12,585,226</u>	<u>\$ 15,497,752</u>	<u>\$ 14,504,860</u>	<u>\$ 12,979,619</u>
\$ 1,160,652	\$ (1,489,677)	\$ (490,886)	\$ 1,403,657	\$ 2,525,354	\$ 878,101
578,612	1,422,163	392,125	4,819,367	3,977,759	2,410,116
<u>\$ 1,739,264</u>	<u>\$ (67,514)</u>	<u>\$ (98,761)</u>	<u>\$ 6,223,024</u>	<u>\$ 6,503,113</u>	<u>\$ 3,288,217</u>

**CITY OF STEUBENVILLE, OHIO**

FUND BALANCES, GOVERNMENTAL FUNDS  
LAST TEN YEARS  
(MODIFIED ACCRUAL BASIS OF ACCOUNTING)

	<u>2021</u>	<u>2020</u>	<u>2019</u>	<u>2018</u>	<u>2017</u>	<u>2016</u>
<b>General fund:</b>						
Nonspendable	\$ 413,139	\$ 494,899	\$ 330,342	\$ 356,140	\$ 339,279	\$ 335,584
Assigned	808,230	518,817	481,619	710,404	707,091	1,538,914
Unassigned	<u>6,904,299</u>	<u>5,983,875</u>	<u>4,848,508</u>	<u>4,210,395</u>	<u>3,678,372</u>	<u>2,912,279</u>
<b>Total general fund</b>	<u>\$ 8,125,668</u>	<u>\$ 6,997,591</u>	<u>\$ 5,660,469</u>	<u>\$ 5,276,939</u>	<u>\$ 4,724,742</u>	<u>\$ 4,786,777</u>
<b>All other governmental funds:</b>						
Nonspendable	\$ 113,149	\$ 58,065	\$ 101,839	\$ 117,940	\$ 41,250	\$ 367,154
Restricted	2,269,371	2,253,807	2,096,455	2,046,170	2,296,470	1,890,930
Committed	2,789,036	2,736,999	2,749,619	3,022,844	2,511,961	3,082,600
Unassigned (deficit)	<u>(143,110)</u>	<u>-</u>	<u>-</u>	<u>-</u>	<u>-</u>	<u>-</u>
<b>Total all other governmental funds</b>	<u>\$ 5,028,446</u>	<u>\$ 5,048,871</u>	<u>\$ 4,947,913</u>	<u>\$ 5,186,954</u>	<u>\$ 4,849,681</u>	<u>\$ 5,340,684</u>

Source: City financial records





<u>2015</u>	<u>2014</u>	<u>2013</u>	<u>2012</u>
\$ 243,792	\$ 245,030	\$ 233,270	\$ 297,807
1,716,997	1,520,850	1,770,542	1,816,663
<u>2,248,294</u>	<u>1,897,155</u>	<u>1,082,270</u>	<u>-</u>
<u>\$ 4,209,083</u>	<u>\$ 3,663,035</u>	<u>\$ 3,086,082</u>	<u>\$ 2,114,470</u>
\$ 191,255	\$ 53,783	\$ 43,230	\$ 473,326
2,376,814	2,751,828	1,527,646	1,268,961
3,366,095	2,970,141	1,316,247	2,395,604
<u>-</u>	<u>-</u>	<u>(160,843)</u>	<u>-</u>
<u>\$ 5,934,164</u>	<u>\$ 5,775,752</u>	<u>\$ 2,726,280</u>	<u>\$ 4,137,891</u>

**CITY OF STEUBENVILLE, OHIO**

CHANGES IN FUND BALANCES, GOVERNMENTAL FUNDS  
LAST TEN YEARS  
(MODIFIED ACCRUAL BASIS OF ACCOUNTING)

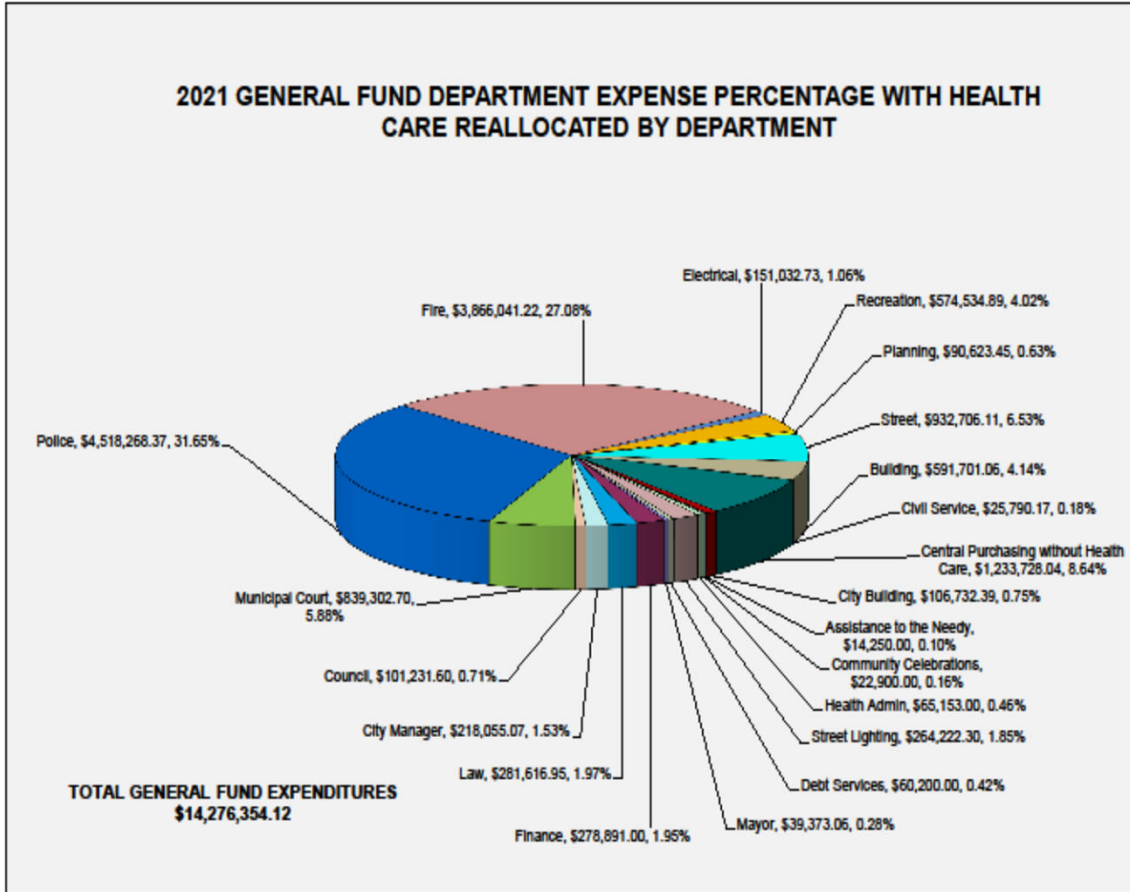
	<u>2021</u>	<u>2020</u>	<u>2019</u>	<u>2018</u>
<b>Revenues</b>				
Taxes	\$ 13,946,835	\$ 12,139,299	\$ 12,503,229	\$ 12,570,704
Charges for services	884,977	96,922	31,824	33,728
Licenses and permits	660,010	602,929	968,871	730,160
Fines and forfeitures	342,434	347,535	412,149	394,113
Intergovernmental	4,508,007	5,743,547	5,050,637	3,103,568
Special assessments	100,535	97,041	23,518	47,405
Investment income	1,382	56,142	155,161	33,096
Rental income	75,736	75,708	77,838	96,489
Contributions and donations	3,304	23,675	6,555	11,504
Other	313,025	2,049,700	562,648	380,978
Total revenues	<u>20,836,245</u>	<u>21,232,498</u>	<u>19,792,430</u>	<u>17,401,745</u>
<b>Expenditures</b>				
Current:				
General government	4,421,864	3,865,307	3,585,501	3,219,109
Security of persons and property	8,544,305	9,577,671	8,333,023	8,030,538
Public health and welfare	80,153	103,061	86,721	132,582
Transportation	1,918,489	1,967,200	2,041,775	1,829,303
Community environment	662,961	557,985	459,492	560,099
Leisure time activity	651,174	501,577	505,325	428,411
Capital outlay	2,982,859	2,744,559	4,163,749	1,865,510
Debt service:				
Principal retirement	248,475	161,420	160,081	159,509
Interest and fiscal charges	233,313	238,327	243,169	249,131
Bond issuance cost	-	-	-	-
Payment of accreted interest on CABs	-	77,311	74,080	70,258
Total expenditures	<u>19,743,593</u>	<u>19,794,418</u>	<u>19,652,916</u>	<u>16,544,450</u>
Excess of revenues over (under) expenditures	<u>1,092,652</u>	<u>1,438,080</u>	<u>139,514</u>	<u>857,295</u>
<b>Other financing sources (uses)</b>				
Bonds issued	-	-	-	-
Premium on bonds	-	-	-	-
Capital lease transaction	-	-	-	-
Sale of capital assets	15,000	-	4,975	-
Transfers in	-	-	-	-
Transfers (out)	-	-	-	-
Total other financing sources (uses)	<u>15,000</u>	<u>-</u>	<u>4,975</u>	<u>-</u>
Net change in fund balances	<u>\$ 1,107,652</u>	<u>\$ 1,438,080</u>	<u>\$ 144,489</u>	<u>\$ 857,295</u>
Capital expenditures	3,152,726	2,926,066	3,767,916	1,724,350
Debt service as a percentage of noncapital expenditures.	2.90%	2.83%	3.00%	3.23%

**Source:** City financial records

<u>2017</u>	<u>2016</u>	<u>2015</u>	<u>2014</u>	<u>2013</u>	<u>2012</u>
\$ 11,525,402	\$ 11,508,036	\$ 11,675,407	\$ 11,129,961	\$ 10,941,486	\$ 10,656,734
32,085	32,814	46,755	52,638	58,640	80,558
798,655	982,626	926,413	893,575	1,003,244	853,116
641,032	366,973	329,193	382,097	434,304	371,436
4,361,087	3,701,004	3,596,867	5,482,153	4,708,251	5,282,808
105,552	78,628	168,227	96,479	31,943	4,961
2,509	6,533	1,902	1,982	3,357	3,398
108,869	103,446	108,544	129,643	138,587	115,103
6,770	12,937	7,073	11,390	52,925	11,852
345,091	114,013	241,388	375,019	209,726	113,613
<u>17,927,052</u>	<u>16,907,010</u>	<u>17,101,769</u>	<u>18,554,937</u>	<u>17,582,463</u>	<u>17,493,579</u>
3,437,774	2,992,451	3,151,213	2,696,811	2,587,744	2,617,083
7,581,009	7,335,812	7,452,012	7,005,187	6,885,508	7,092,438
274,567	550,708	593,208	639,995	635,243	655,812
1,617,066	1,585,546	1,779,687	1,518,671	1,594,075	1,455,190
386,281	1,010,255	650,823	500,175	1,268,090	942,727
413,411	380,286	459,277	490,645	367,899	652,209
4,291,608	2,583,637	1,786,730	2,600,886	4,170,686	2,295,269
131,737	224,249	268,573	243,199	265,135	242,655
281,698	261,552	269,650	239,611	251,182	257,143
-	-	-	25,712	-	-
65,739	-	-	-	-	-
<u>18,480,890</u>	<u>16,924,496</u>	<u>16,411,173</u>	<u>15,960,892</u>	<u>18,025,562</u>	<u>16,210,526</u>
<u>(553,838)</u>	<u>(17,486)</u>	<u>690,596</u>	<u>2,594,045</u>	<u>(443,099)</u>	<u>1,283,053</u>
-	-	-	1,000,000	-	-
-	-	-	31,224	-	-
-	-	-	-	-	24,995
800	1,700	13,864	1,156	3,100	1,363
-	11,000	18,500	52,993	27,956	28,952
-	(11,000)	(18,500)	(52,993)	(27,956)	(28,952)
<u>800</u>	<u>1,700</u>	<u>13,864</u>	<u>1,032,380</u>	<u>3,100</u>	<u>26,358</u>
<u>\$ (553,038)</u>	<u>\$ (15,786)</u>	<u>\$ 704,460</u>	<u>\$ 3,626,425</u>	<u>\$ (439,999)</u>	<u>\$ 1,309,411</u>
5,130,917	2,136,330	1,578,054	2,340,972	3,557,473	2,206,032
3.59%	3.29%	3.63%	3.54%	3.57%	3.57%

CITY OF STEUBENVILLE, OHIO

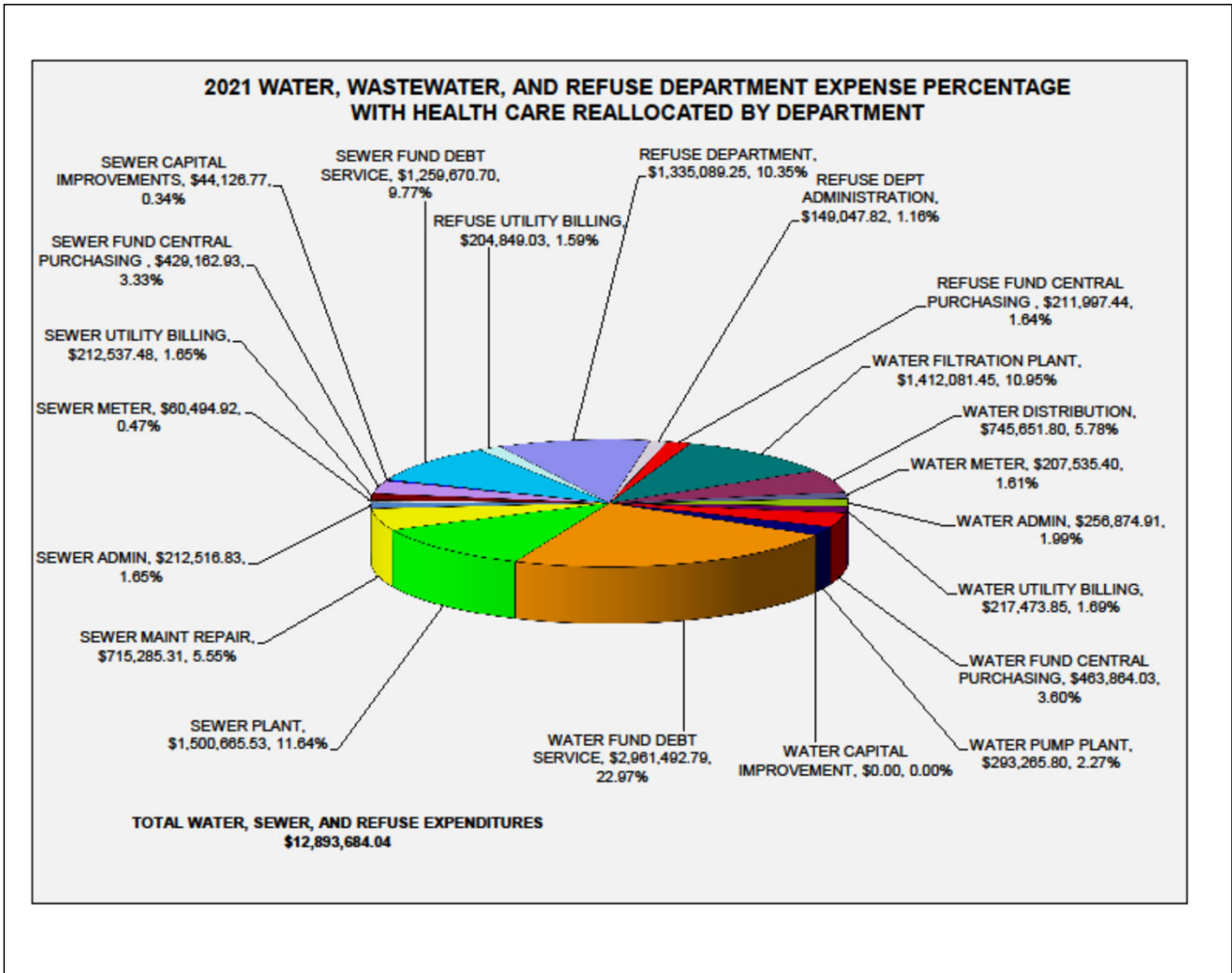
GENERAL FUND EXPENDITURES CHART BY DEPARTMENT  
CURRENT YEAR  
(CASH BASIS)



Source: City financial records.

CITY OF STEUBENVILLE, OHIO

ENTERPRISE FUNDS EXPENSES BY DEPARTMENT  
CURRENT YEAR  
(CASH BASIS)



Source: City financial records.

**CITY OF STEUBENVILLE, OHIO**

ASSESSED VALUATION AND ESTIMATED ACTUAL VALUE OF TAXABLE PROPERTY  
LAST TEN YEARS

Collection Year	Real Property		Public Utility Property	
	Assessed Value	Estimated Actual Value (a)	Assessed Value	Estimated Actual Value (b)
2021	\$ 227,308,600	\$ 649,453,143	\$ 27,911,280	\$ 31,717,364
2020	230,281,140	657,946,114	24,634,500	27,993,750
2019	225,502,640	644,293,257	22,653,730	25,742,875
2018	226,548,120	647,280,343	21,311,030	24,217,080
2017	226,602,510	647,435,743	19,742,340	22,434,477
2016	226,442,830	646,979,514	19,141,360	21,751,545
2015	226,820,990	648,059,971	15,812,610	17,968,875
2014	224,014,650	640,041,857	14,191,520	16,126,727
2013	224,091,290	640,260,829	13,453,550	15,288,125
2012	231,075,880	660,216,800	12,429,730	14,124,693

**Source:** Jefferson County, Ohio; Auditor's Office

- (a) Real property is assessed at 35% of actual value. Real property taxes collected in a calendar year are levied as of January 1 of that year based on assessed values as of January 1 of the preceding year.
- (b) Public utility is assessed at 88% of actual value. Public utility real and tangible property taxes collected in a calendar year are levied in the preceding calendar year based on assessed values determined as of December 31 of the second preceding year.
- (c) For 2006, tangible personal property tax is assessed at 18.75% of property value, including inventory.  
 For 2007, tangible personal property tax is assessed at 12.50% of property value, including inventory.  
 For 2008, tangible personal property tax is assessed at 6.25% of property value, including inventory.  
 For 2009 and 2010, tangible personal property tax is assessed at 0.00% of property value, including inventory, except for telephone tangible personal property which is assessed at 10% of property value, including inventory. In 2009 and 2010, telephone tangible is the only taxable tangible personal property.  
 The tangible personal property tax was phased out in 2011.

**Total**

<b>Assessed Value</b>	<b>Estimated Actual Value</b>	<b>Ratio</b>	<b>Total Direct Tax Rate</b>
\$ 255,219,880	\$ 681,170,506	37.47%	\$ 8.20
254,915,640	685,939,864	37.16%	8.20
248,156,370	670,036,132	37.04%	8.20
247,859,150	671,497,422	36.91%	8.20
246,344,850	669,870,220	36.78%	8.20
245,584,190	668,731,060	36.72%	8.20
242,633,600	666,028,846	36.43%	8.20
238,206,170	656,168,584	36.30%	8.20
237,544,840	655,548,954	36.24%	8.20
243,505,610	674,341,493	36.11%	8.20

**CITY OF STEUBENVILLE, OHIO**

DIRECT AND OVERLAPPING PROPERTY TAX RATES  
(RATE PER \$1,000 OF ASSESSED VALUE)  
LAST TEN YEARS

Collection Year	City Direct Rates				Overlapping Rates				
	Operating	Debt Service	Police and Fire Pension	Total Direct Rate	Jefferson County	Steubenville City School District	Jefferson County Joint Vocational School	Steel Valley Regional Transit Authority	
2021	\$ 6.60	\$ 1.00	\$ 0.60	\$ 8.20	\$ 11.05	\$ 33.95	\$ 2.50	\$ 1.50	
2020	6.60	1.00	0.60	8.20	11.05	33.95	2.50	1.50	
2019	6.60	1.00	0.60	8.20	11.05	33.95	2.50	1.50	
2018	6.60	1.00	0.60	8.20	11.05	33.95	2.50	1.50	
2017	6.60	1.00	0.60	8.20	12.15	35.35	2.50	1.50	
2016	6.60	1.00	0.60	8.20	12.15	35.35	2.50	1.50	
2015	6.60	1.00	0.60	8.20	12.15	35.35	2.50	1.50	
2014	6.60	1.00	0.60	8.20	11.95	35.35	2.50	1.50	
2013	6.60	1.00	0.60	8.20	11.95	35.35	1.50	1.50	
2012	6.60	1.00	0.60	8.20	11.95	35.35	1.50	1.50	

**Source:** Jefferson County, Ohio; Auditor's Office

**Note:** Prior to 2010, Eastern Gateway Community College was known as Jefferson County Community College.



**Overlapping Rates (continued)**

<b>Eastern Gateway Community College</b>	<b>Indian Creek Local School District</b>	<b>Public Library of Steubenville and Jefferson County</b>	<b>Total Overlapping Rates</b>	<b>Total Direct and Overlapping Rates</b>
\$ 1.00	\$ 49.15	\$ 1.00	\$ 100.15	\$ 108.35
1.00	49.15	1.00	100.15	108.35
1.00	49.15	1.00	100.15	108.35
1.00	42.65	1.00	93.65	101.85
1.00	42.65	1.00	96.15	104.35
1.00	42.65	1.00	96.15	104.35
1.00	42.65	1.00	96.15	104.35
1.00	42.65	1.00	95.95	104.15
1.00	42.65	1.00	94.95	103.15
1.00	42.65	1.00	94.95	103.15

**CITY OF STEUBENVILLE, OHIO**

PRINCIPAL PROPERTY TAXPAYERS  
CURRENT YEAR AND NINE YEARS AGO

<b>December 31, 2021</b>			
<b>Taxpayer</b>	<b>Taxable Assessed Value</b>	<b>Rank</b>	<b>Percentage of Assessed Value</b>
Ohio Power Company	\$ 17,876,330	1	7.00%
Columbia Gas of Ohio, Inc.	10,089,010	2	3.95%
Brookwood Capital Partners LLC	3,987,580	3	1.56%
Hollywood Center, Inc.	3,216,370	4	1.26%
Margaret Wang Trustee	2,694,540	5	1.06%
Ohi Asset Steubenville 200 International	2,139,930	6	0.84%
Carriage Inn of Steubenville, Inc.	2,133,000	7	0.84%
Cal-Steuben Limited Partnership	2,029,940	8	0.80%
Lowes Home Centers, Inc.	1,785,970	9	0.70%
Stone Capital Acquisitions LLC	1,497,890	10	0.59%
Total, top ten principal property taxpayers	<u>\$ 47,450,560</u>		<u>18.60%</u>
Total City property tax assessed valuation	<u>\$ 255,219,880</u>		

<b>December 31, 2012</b>			
<b>Taxpayer</b>	<b>Taxable Assessed Value</b>	<b>Rank</b>	<b>Percentage of Assessed Value</b>
Fort Steuben Improvements	\$ 12,847,660	1	5.28%
Ohio Power Company	11,027,194	2	4.53%
Hollywood Center, Inc.	3,783,150	3	1.55%
Cal-Steuben Limited	2,325,925	4	0.96%
Columbia Gas of Ohio, Inc.	2,049,439	5	0.84%
Carriage Inn of Steubenville, Inc.	1,952,615	6	0.80%
Laurels of Steubenville LLC	1,902,180	7	0.78%
Lowes Home Center Inc.	1,589,805	8	0.65%
Wheeling Pittsburgh Steel	1,529,675	9	0.63%
L & L Realty Holding Company LLC	1,312,535	10	0.54%
Total, top ten principal property taxpayers	<u>\$ 40,320,178</u>		<u>16.56%</u>
Total City property tax assessed valuation	<u>\$ 243,505,610</u>		

**Source:** Jefferson County, Ohio; Auditor's Office

**CITY OF STEUBENVILLE, OHIO**

PROPERTY TAX LEVIES AND COLLECTIONS  
LAST TEN YEARS

<u>Year</u>	<u>Total Levy</u>	<u>Current Collection</u>	<u>Percent of Current Collections to Tax Levy</u>	<u>Delinquent Collections</u>	<u>Total Collections</u>	<u>Percent of Total Collections to Tax Levy</u>	<u>Outstanding Delinquent Taxes</u>	<u>Percentage of Delinquent Taxes to Tax Levy</u>
2021	\$ 1,521,688	\$ 1,424,503	93.61%	\$ 62,663	\$ 1,487,166	97.73%	\$ 315,752	20.75%
2020	1,489,549	1,426,544	95.77%	52,022	1,478,566	99.26%	313,455	21.04%
2019	1,427,004	1,316,253	92.24%	33,066	1,349,319	94.56%	362,437	25.40%
2018	1,409,763	1,379,908	97.88%	73,697	1,453,605	103.11%	337,906	23.97%
2017	1,395,083	1,347,155	96.56%	52,337	1,399,492	100.32%	356,105	25.53%
2016	1,390,968	1,349,396	97.01%	57,225	1,406,621	101.13%	326,390	23.46%
2015	1,366,365	1,321,710	96.73%	73,191	1,394,901	102.09%	360,990	26.42%
2014	1,339,769	1,288,885	96.20%	88,834	1,377,719	102.83%	347,572	25.94%
2013	1,328,278	1,273,602	95.88%	81,587	1,355,189	102.03%	483,185	36.38%
2012	1,347,254	1,291,062	95.83%	74,526	1,365,588	101.36%	488,814	36.28%

**Source:** Jefferson County, Ohio; Auditor's Office

**Note:** Delinquent tax collections are available only by collection year rather than the year in which they were levied; therefore, the percentage of total collections to tax levy exceeds 100 percent in some years. The City will continue to work with the County Auditor to retrieve this information in the future.

**CITY OF STEUBENVILLE, OHIO**

**INCOME TAX RATE AND COLLECTIONS  
LAST TEN YEARS  
(CASH BASIS)**

<b>Year</b>	<b>Tax Rate</b>	<b>Total Tax Collected</b>
2021	2.00%	\$ 12,067,065
2020	2.00%	10,538,670
2019	2.00%	11,150,593
2018	2.00%	10,911,430
2017	2.00%	9,897,503
2016	2.00%	10,070,035
2015	2.00%	9,942,058
2014	2.00%	9,551,821
2013	2.00%	9,423,734
2012	2.00%	9,256,607
2011	1.925% <b>(a)</b>	8,560,807

**Source:** Regional Income Tax Agency (RITA)

**(a)** The income tax rate was reduced from 2% to 1.7% for the period of May 4, 2011 through August 2, 2011. The increase from 1.7% to 2% was approved by voters August 2, 2011. The City allowed for the use of a blended rate of 1.925% for tax year 2011.

THIS PAGE IS INTENTIONALLY LEFT BLANK

**CITY OF STEUBENVILLE, OHIO**

RATIOS OF OUTSTANDING DEBT BY TYPE  
LAST TEN YEARS

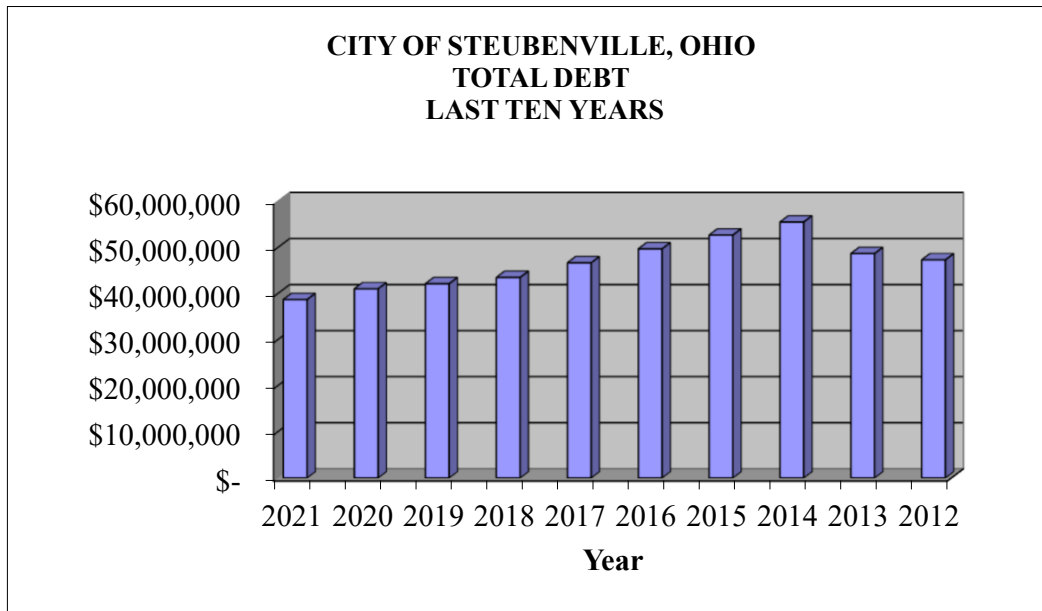
Year	Governmental Activities			Business-type Activities		
	General Obligation Bonds	Loans	Capital Leases	General Obligation Bonds	Revenue Bonds	Loans
2021	\$ 3,746,500	\$ 250,064	\$ -	\$ 6,053,937	\$ 237,000	\$ 28,148,033
2020	3,871,909	307,701	-	6,453,441	313,000	29,753,939
2019	3,977,647	363,510	-	6,847,944	388,000	30,568,750
2018	4,070,979	417,548	-	7,232,447	462,000	31,283,269
2017	4,153,821	469,873	-	7,611,952	631,174	33,710,294
2016	4,227,794	491,019	1,460	7,981,456	797,220	36,055,373
2015	4,308,938	537,294	7,030	8,340,960	1,038,570	38,276,152
2014	4,391,146	635,663	12,193	8,700,462	1,255,814	40,482,981
2013	3,426,304	731,303	16,978	1,705,000	740,137	42,104,837
2012	3,491,935	856,403	21,413	1,825,000	401,044	40,769,527

**Sources:**

(a) See notes to the financial statements regarding the City's outstanding debt information.

(b) See Schedule " Demographic and Economic Statistics - Last Ten Years" for personal income and population.

<b>Business-type Activities</b>						
<b>Capital Leases</b>		<b>(a) Total Primary Government</b>	<b>(b) Total Personal Income</b>	<b>Percentage of Personal Income</b>	<b>(b) Population</b>	<b>Per Capita</b>
\$ 306,221	\$	38,741,755	\$ 813,955,844	4.76%	17,692	\$ 2,190
379,022		41,079,012	738,397,370	5.56%	17,515	2,345
30,397		42,176,248	718,499,416	5.87%	17,753	2,376
88,098		43,554,341	680,904,224	6.40%	17,864	2,438
144,279		46,721,393	657,206,352	7.11%	18,072	2,585
198,981		49,753,303	660,152,088	7.54%	18,072	2,753
239,074		52,748,018	645,178,250	8.18%	18,355	2,874
96,405		55,574,664	624,749,135	8.90%	18,355	3,028
-		48,724,559	609,478,880	7.99%	18,440	2,642
-		47,365,322	577,891,160	8.20%	18,440	2,569



**CITY OF STEUBENVILLE, OHIO**

RATIO OF GENERAL BONDED DEBT TO ASSESSED  
VALUE AND BONDED DEBT PER CAPITA  
LAST TEN YEARS

<u>Year</u>	<u>Population (1)</u>	<u>Estimated Actual Value of Taxable Property</u>	<u>Bonded Debt</u>	<u>Ratio of Bonded Debt to Estimated Actual Value of Property</u>	<u>Bonded Debt Per Capita</u>
2021	17,692	\$ 681,170,506	\$ 9,800,437	1.44%	\$ 554
2020	17,515	685,939,864	10,325,350	1.51%	590
2019	17,753	670,036,132	10,825,591	1.62%	610
2018	17,864	671,497,422	11,303,426	1.68%	633
2017	18,072	669,870,220	11,765,773	1.76%	651
2016	18,072	668,731,060	12,209,250	1.83%	676
2015	18,355	666,028,846	12,649,898	1.90%	689
2014	18,355	656,168,584	13,091,608	2.00%	713
2013	18,440	655,548,954	5,131,304	0.78%	278
2012	18,440	674,341,493	5,316,935	0.79%	288

**Source:** (1) U.S Census Bureau



**CITY OF STEUBENVILLE, OHIO**

DIRECT AND OVERLAPPING GOVERNMENTAL ACTIVITIES DEBT  
AS OF DECEMBER 31, 2021

<u>Governmental Unit</u>	<u>Debt Outstanding</u>	<u>Estimated Percentage Applicable</u>	<u>Estimated Share of Overlapping Debt</u>
<b>Direct:</b>			
City of Steubenville	\$ 3,996,564	100.00%	\$ 3,996,564
Total of direct debt	<u>3,996,564</u>		<u>3,996,564</u>
<b>Overlapping debt:</b>			
Steubenville City School District	230,000	96.29%	221,467
Jefferson County	7,243,665	15.03%	1,088,723
Jefferson County Joint Vocational School	318,944	14.61%	46,598
Indian Creek Local School District	51,970,000	20.00%	10,394,000
Total of overlapping debt	<u>59,762,609</u>		<u>11,750,788</u>
Total direct and overlapping debt	<u>\$ 63,759,173</u>		<u>\$ 15,747,352</u>

**Source:** Ohio Municipal Advisory Council

**Note:** The percentage of overlapping debt applicable is estimated using taxable assessed property values. Applicable percentages were estimated by determining the portion of the City's taxable assessed value that is within the subdivision's boundaries and dividing it by the City's total taxable assessed value.

**CITY OF STEUBENVILLE, OHIO**

**WATER OWDA LOAN PLEDGED REVENUE COVERAGE  
LAST TEN YEARS**

<u>Year</u>	<u>Operating Revenues</u>	<u>Direct Operating Expenses (1)</u>	<u>Net Available Revenues</u>	<u>Debt Service</u>		<u>Coverage</u>
				<u>Principal</u>	<u>Interest</u>	
2021	\$ 7,486,568	\$ 2,609,567	\$ 4,877,001	\$ 2,333,481	\$ 453,480	1.75
2020	7,583,755	3,714,769	3,868,986	2,170,555	519,139	1.44
2019	7,502,009	5,739,828	1,762,181	2,059,873	582,505	0.67
2018	6,346,941	3,522,407	2,824,534	1,988,298	643,655	1.07
2017	6,328,799	3,104,607	3,224,192	1,919,246	702,668	1.23
2016	6,309,880	2,918,220	3,391,660	1,852,626	695,021	1.33
2015	5,992,250	4,561,397	1,430,853	1,788,352	881,468	0.54
2014	5,980,304	2,513,960	3,466,344	1,726,339	1,008,080	1.27
2013	5,283,449	2,449,493	2,833,956	1,629,500	1,067,913	1.05
2012	5,448,141	3,015,713	2,432,428	1,607,604	1,022,437	0.92

(1) Operating expenses do not include depreciation.

**Source:** City financial records

**CITY OF STEUBENVILLE, OHIO**

**SEWER OWDA LOAN PLEDGED REVENUE COVERAGE  
LAST TEN YEARS**

<u>Year</u>	<u>Operating Revenues</u>	<u>Direct Operating Expenses (1)</u>	<u>Net Available Revenues</u>	<u>Debt Service</u>		<u>Coverage</u>
				<u>Principal</u>	<u>Interest</u>	
2021	\$ 5,487,086	\$ 2,588,023	\$ 2,899,063	\$ 498,494	\$ 437,514	3.10
2020	5,517,778	3,455,909	2,061,869	455,407	454,968	2.26
2019	5,404,645	3,296,799	2,107,846	438,199	471,759	2.32
2018	3,946,174	2,914,920	1,031,254	421,647	487,911	1.13
2017	3,698,454	2,533,457	1,164,997	405,721	503,452	1.28
2016	3,814,904	2,650,885	1,164,019	389,931	512,702	1.29
2015	3,838,467	2,672,987	1,165,480	375,859	538,801	1.27
2014	3,843,695	2,992,434	851,261	351,271	561,733	0.93
2013	4,252,505	2,658,274	1,594,231	184,368	492,207	2.36
2012	4,426,856	3,017,842	1,409,014	225,595	444,198	2.10

(1) Operating expenses do not include depreciation.

**Source:** City financial records

**CITY OF STEUBENVILLE, OHIO**

SEWER REVENUE BOND PLEDGED REVENUE COVERAGE  
LAST EIGHT YEARS

Year	Operating Revenues	Direct Operating Expenses (1)	Net Available Revenues	Debt Service		Coverage
				Principal	Interest	
2021	\$ 5,487,086	\$ 2,588,023	\$ 2,899,063	\$ 76,000	\$ 8,266	34.40
2020	5,517,778	3,455,909	2,061,869	75,000	10,599	24.09
2019	5,404,645	3,296,799	2,107,846	74,000	13,094	24.20
2018	3,946,174	2,914,920	1,031,254	73,000	15,354	11.67
2017	3,698,454	2,533,457	1,164,997	72,000	17,587	13.00
2016	3,814,904	2,650,885	1,164,019	71,000	19,789	12.82
2015	3,838,467	2,672,987	1,165,480	-	10,441	111.63
2014	3,843,695	2,992,434	851,261	70,000	13,838	10.15

(1) Operating expenses do not include depreciation.

**Source:** City financial records

**Note:** The City did not have debt service payments on sewer revenue bonds prior to 2014.

THIS PAGE IS INTENTIONALLY LEFT BLANK

**CITY OF STEUBENVILLE, OHIO**

**COMPUTATION OF LEGAL DEBT MARGIN  
LAST TEN YEARS**

	<u>2021</u>	<u>2020</u>	<u>2019</u>	<u>2018</u>
Assessed value	\$ 255,219,880	\$ 254,915,640	\$ 248,156,370	\$ 247,859,150
Legal debt margin:				
Debt limitation - 10.5% of assessed value	26,798,087	26,766,142	26,056,419	26,025,211
Debt applicable to limitation:				
General obligation bonds	9,510,000	10,015,000	10,432,689	10,843,609
Gross indebtedness (Total voted and unvoted debt)	<u>9,510,000</u>	<u>10,015,000</u>	<u>10,432,689</u>	<u>10,843,609</u>
Less: debt outside limitations				
General obligation bonds	<u>(5,870,000)</u>	<u>(6,255,000)</u>	<u>(6,635,000)</u>	<u>(7,005,000)</u>
Total debt outside limitations	<u>(5,870,000)</u>	<u>(6,255,000)</u>	<u>(6,635,000)</u>	<u>(7,005,000)</u>
Total debt applicable to limitation - Within 10.5% limitations	3,640,000	3,760,000	3,797,689	3,838,609
Less: amount available in debt service fund to pay debt applicable to limitation	<u>(322,494)</u>	<u>(300,485)</u>	<u>(279,648)</u>	<u>(275,776)</u>
Net debt within 10.5% limitation	<u>3,317,506</u>	<u>3,459,515</u>	<u>3,518,041</u>	<u>3,562,833</u>
Overall debt margin within 10.5% limitation	<u>\$ 23,480,581</u>	<u>\$ 23,306,627</u>	<u>\$ 22,538,378</u>	<u>\$ 22,462,378</u>
Unvoted debt limitation - 5.5% of assessed valuation	\$ 14,037,093	\$ 14,020,360	\$ 13,648,600	\$ 13,632,253
Gross indebtedness authorized by council	9,510,000	10,015,000	10,432,689	10,843,609
Less: debt outside limitations: Total debt outside limitations	<u>(9,510,000)</u>	<u>(10,015,000)</u>	<u>(10,432,689)</u>	<u>(10,843,609)</u>
Unvoted debt margin within 5.5% limitation	<u>\$ 14,037,093</u>	<u>\$ 14,020,360</u>	<u>\$ 13,648,600</u>	<u>\$ 13,632,253</u>

**Source:** City of Steubenville financial records

<b>2017</b>	<b>2016</b>	<b>2015</b>	<b>2014</b>	<b>2013</b>	<b>2012</b>
\$ 246,344,850	\$ 245,584,190	\$ 242,633,600	\$ 238,206,170	\$ 237,544,840	\$ 243,505,610
25,866,209	25,786,340	25,476,528	25,011,648	24,942,208	25,568,089
11,253,351	11,657,612	12,117,612	12,572,612	4,952,612	5,157,612
11,253,351	11,657,612	12,117,612	12,572,612	4,952,612	5,157,612
(7,370,000)	(7,725,000)	(8,070,000)	(8,415,000)	(1,705,000)	(1,825,000)
(7,370,000)	(7,725,000)	(8,070,000)	(8,415,000)	(1,705,000)	(1,825,000)
3,883,351	3,932,612	4,047,612	4,157,612	3,247,612	3,332,612
(254,735)	(213,123)	(168,669)	(126,251)	(112,157)	(98,478)
3,628,616	3,719,489	3,878,943	4,031,361	3,135,455	3,234,134
\$ 22,237,593	\$ 22,066,851	\$ 21,597,585	\$ 20,980,287	\$ 21,806,753	\$ 22,333,955
\$ 13,548,967	\$ 13,507,130	\$ 13,344,848	\$ 13,101,339	\$ 13,064,966	\$ 13,392,809
11,253,351	11,657,612	12,117,612	12,572,612	4,952,612	5,157,612
(11,253,351)	(11,657,612)	(12,117,612)	(12,572,612)	(4,952,612)	(5,157,612)
\$ 13,548,967	\$ 13,507,130	\$ 13,344,848	\$ 13,101,339	\$ 13,064,966	\$ 13,392,809

**CITY OF STEUBENVILLE, OHIO**

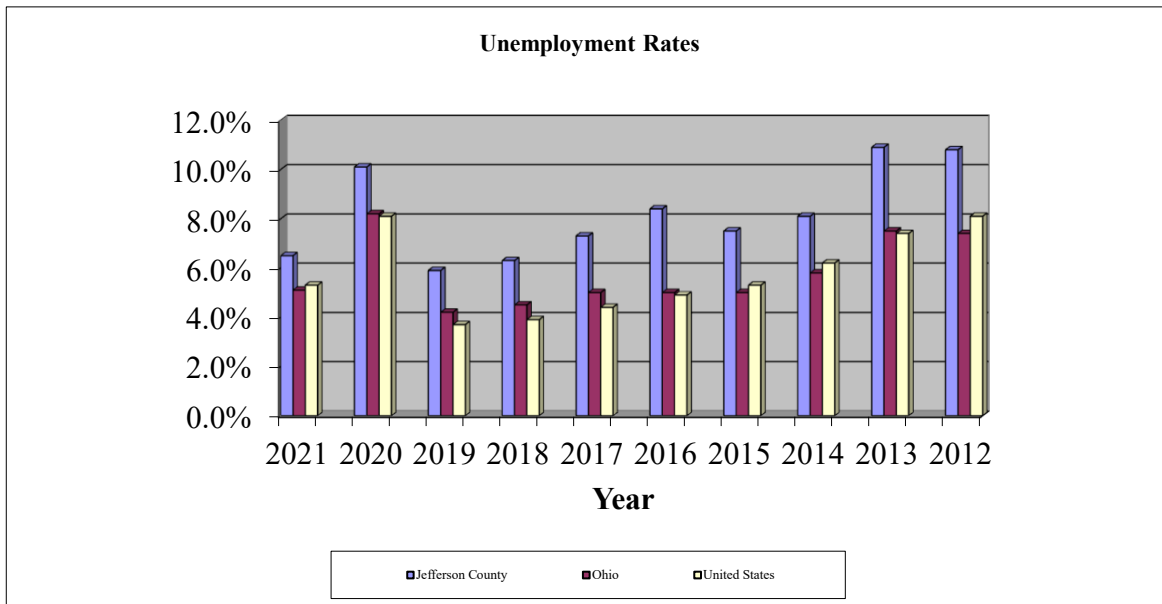
DEMOGRAPHIC AND ECONOMIC STATISTICS  
LAST TEN YEARS

Year	Population (1)	Personal Income	Per Capita Personal Income (3)	Annual Average Unemployment Rates (2)		
				Jefferson County	Ohio	United States
2021	17,692	\$ 813,955,844	\$ 46,007	6.5%	5.1%	5.3%
2020	17,515	738,397,370	42,158	10.1%	8.2%	8.1%
2019	17,753	718,499,416	40,472	5.9%	4.2%	3.7%
2018	17,864	680,904,224	38,116	6.3%	4.5%	3.9%
2017	18,072	657,206,352	36,366	7.3%	5.0%	4.4%
2016	18,072	660,152,088	36,529	8.4%	5.0%	4.9%
2015	18,355	645,178,250	35,150	7.5%	5.0%	5.3%
2014	18,355	624,749,135	34,037	8.1%	5.8%	6.2%
2013	18,440	609,478,880	33,052	10.9%	7.5%	7.4%
2012	18,440	577,891,160	31,339	10.8%	7.4%	8.1%

**Sources:**

- (1) U.S. Census Bureau
- (2) Ohio Department of Job & Family Services, Office of Workforce Development
- (3) U.S. Department of Commerce, Bureau of Economic Analysis

**Note:** Per capita personal income is presented for the Weirton-Staubenville Metropolitan Statistical Area (MSA).





**CITY OF STEUBENVILLE, OHIO**

PRINCIPAL EMPLOYERS  
CURRENT YEAR AND NINE YEARS AGO

<b>2021</b>			
<b>Employer</b>	<b>Number of Employees</b>	<b>Rank</b>	<b>Percent of Total Employment</b>
Trinity Medical Center West	2,102	1	17.01%
Franciscan University	2,077	2	16.81%
Eastern Gateway Community College	1,427	3	11.55%
Jefferson County	657	4	5.32%
Wal-Mart Associates, Inc.	650	5	5.26%
Lowe's Home Centers, Inc.	373	6	3.02%
The Kroger Company	339	7	2.74%
Carriage Inn of Steubenville	242	8	1.96%
City of Steubenville	233	9	1.89%
Albert Motors	122	10	0.99%
Total of top ten	<u>8,222</u>		<u>66.55%</u>
Total City employment	<u>12,355</u>		

<b>2012</b>			
<b>Employer</b>	<b>Number of Employees</b>	<b>Rank</b>	<b>Percent of Total Employment</b>
Franciscan University	1,975	1	21.84%
Trinity Medical Center West	1,557	2	17.22%
Wal-Mart Associates, Inc.	625	3	6.91%
Jefferson County	601	4	6.65%
Eastern Gateway Community College	439	5	4.85%
Steubenville City School District	318	6	3.52%
Trinity Medical Center East	306	7	3.38%
Wheeling-Pittsburgh Steel	242	8	2.68%
Lowe's Home Centers, Inc.	228	9	2.52%
City of Steubenville	201	10	2.22%
Total of top ten	<u>6,492</u>		<u>71.79%</u>
Total City employment	<u>9,043</u>		

**Source:** Regional Income Tax Agency (RITA)

**CITY OF STEUBENVILLE, OHIO**

FULL-TIME-EQUIVALENT CITY EMPLOYEES BY FUNCTION/PROGRAM  
LAST TEN YEARS

<b>Function/Program</b>	<b>2021</b>	<b>2020</b>	<b>2019</b>	<b>2018</b>	<b>2017</b>
General government:					
Mayor	1.00	1.00	1.00	1.00	1.00
Finance	5.00	5.00	5.00	5.00	5.00
Law director	3.00	2.00	2.00	2.00	2.00
Civil service	-	-	1.00	1.00	1.00
City manager	3.00	3.00	3.00	3.00	3.00
Engineering	2.00	2.00	2.00	2.00	2.00
City council	8.00	8.00	8.00	8.00	8.00
Municipal court	12.00	12.00	12.00	12.00	12.00
Building	4.00	3.00	2.00	2.00	2.00
Information systems	1.00	1.00	-	-	-
Security of persons and property:					
Police	44.00	45.00	45.00	47.00	47.00
Fire	40.00	34.00	34.00	34.00	34.00
Electrical	2.00	2.00	2.00	2.00	1.00
Public health and welfare:					
Health services	-	-	-	-	-
Health clinic	-	-	-	-	-
Health administration	-	-	-	-	-
Food	-	-	-	-	-
Transportation:					
Street	15.00	15.00	22.00	16.00	16.00
Community environment:					
Community development	4.00	4.00	5.00	5.00	5.00
Leisure time activity:					
Parks	5.00	3.00	4.00	2.00	2.00
Indoors	3.00	3.00	4.00	3.00	3.00
Administration	1.00	1.00	1.00	1.00	1.00
Swimming pool	8.00	-	12.00	14.00	15.00
Utility services:					
Water	25.00	20.00	20.00	24.00	23.00
Sewer	18.00	18.00	18.00	15.00	17.00
Refuse	11.00	13.00	13.00	10.00	12.00
<b>Total</b>	<b>215.00</b>	<b>195.00</b>	<b>216.00</b>	<b>209.00</b>	<b>212.00</b>

**Source:** City of Steubenville records

<u>2016</u>	<u>2015</u>	<u>2014</u>	<u>2013</u>	<u>2012</u>
2.00	2.00	2.00	2.00	2.00
5.00	5.00	5.00	5.00	5.00
2.00	2.00	2.00	2.00	2.00
1.00	1.00	1.00	1.00	1.00
2.00	2.00	2.00	1.00	1.00
2.00	2.00	2.00	2.00	2.00
8.00	8.00	8.00	8.00	8.00
12.00	9.00	9.00	10.00	10.00
1.00	1.00	1.00	1.00	1.00
-	1.00	1.00	1.00	1.00
45.00	43.00	45.00	45.00	47.00
37.00	39.00	40.00	36.00	37.00
1.00	1.00	1.00	1.00	2.00
3.00	3.00	3.00	3.00	3.00
3.00	3.00	3.00	3.00	3.00
2.00	3.00	3.00	3.00	3.00
1.00	1.00	1.00	1.00	1.00
11.00	11.00	12.00	12.00	13.00
4.00	4.00	4.00	4.00	4.00
2.00	2.00	2.00	3.00	3.00
3.00	3.00	2.00	1.00	2.00
1.00	1.00	1.00	-	1.00
21.00	16.00	10.00	-	10.00
22.00	22.00	21.00	23.00	26.00
16.00	18.00	18.00	18.00	19.00
12.00	11.00	12.00	12.00	12.00
<u>219.00</u>	<u>214.00</u>	<u>211.00</u>	<u>198.00</u>	<u>219.00</u>

**CITY OF STEUBENVILLE, OHIO**

**OPERATING INDICATORS BY FUNCTION  
LAST TEN YEARS**

<b>Function</b>	<b>2021</b>	<b>2020</b>	<b>2019</b>	<b>2018</b>	<b>2017</b>	<b>2016</b>
General government:						
Positions filled	N/A	N/A	217	209	212	219
Ordinances & resolutions	N/A	N/A	98	96	110	115
Security of persons and property:						
Police:						
Physical arrests	1,452	1,051	1,426	1,510	1,594	1,745
Parking violations	711	781	954	965	1,264	1,132
Traffic violations	708	670	1,195	1,314	1,495	1,320
Leisure time activity:						
Recreation center attendance	5,487	9,898	22,580	21,886	12,932	12,544
Transportation:						
Tons of salt used	2,750	3,700	N/A	2,711	3,250	3,607
Water:						
New connections	-	1	2	2	2	5
Water main breaks	57	70	90	71	69	70

**Source:** City of Steubenville Departments.

**Note:** N/A indicates the information was not available.

<b>2015</b>	<b>2014</b>	<b>2013</b>	<b>2012</b>
214	211	198	219
123	149	95	121
1,870	1,927	1,924	1,612
918	433	281	273
998	1,214	1,572	1,249
15,181	8,772	N/A	24,000
3,177	N/A	5,547	3,000
4	1	3	10
83	108	127	103

**CITY OF STEUBENVILLE, OHIO**

CAPITAL ASSETS STATISTICS BY FUNCTION  
LAST TEN YEARS

<b>Function</b>	<b>2021</b>	<b>2020</b>	<b>2019</b>	<b>2018</b>	<b>2017</b>	<b>2016</b>
Security of persons and property:						
Police:						
Stations	1.00	1.00	1.00	1.00	1.00	1.00
Fire:						
Stations	3.00	3.00	3.00	3.00	3.00	3.00
Leisure time activities:						
Parks	13.00	13.00	13.00	13.00	13.00	13.00
Park acreage	261.32	261.32	261.32	261.32	261.32	261.32
Fitness center	1.00	1.00	1.00	1.00	1.00	1.00
Swimming pools	1.00	1.00	1.00	1.00	1.00	1.00
Wading pools	1.00	1.00	1.00	1.00	1.00	1.00
Tennis courts	6.00	6.00	6.00	6.00	6.00	6.00
Baseball diamonds	8.00	8.00	8.00	8.00	8.00	8.00
Transportation:						
Streets (paved miles)	120.00	120.00	120.00	120.00	120.00	120.00
Water:						
Water mains (miles)	98.00	98.00	98.00	104.00	84.00	84.00
Sewer:						
Sanitary sewers (miles)	106.60	106.60	102.27	102.27	81.00	81.00
Storm water system (miles)	13.25	13.25	11.36	11.36	0.00	0.00

**Source:** City of Steubenville Departments.

<b>2015</b>	<b>2014</b>	<b>2013</b>	<b>2012</b>
1.00	1.00	1.00	1.00
3.00	3.00	2.00	3.00
13.00	13.00	13.00	13.00
261.32	261.32	261.32	261.32
1.00	1.00	1.00	1.00
1.00	1.00	1.00	1.00
1.00	1.00	1.00	1.00
6.00	6.00	6.00	6.00
8.00	8.00	8.00	8.00
120.00	120.00	120.00	120.00
84.00	84.00	84.00	84.00
81.00	81.00	81.00	81.00
0.00	0.00	0.00	0.00

**This page intentionally left blank.**



**CITY OF STEUBENVILLE**  
**JEFFERSON COUNTY, OHIO**

**SINGLE AUDIT**

**FOR THE YEAR ENDED**  
**DECEMBER 31, 2021**

**CITY OF STEUBENVILLE  
JEFFERSON COUNTY, OHIO**

TABLE OF CONTENTS

	<u>PAGES</u>
Schedule of Expenditures of Federal Awards.....	1
Notes to the Schedule of Expenditures of Federal Awards .....	2
Independent Auditor’s Report on Internal Control Over Financial Reporting and on Compliance and Other Matters Based on an Audit of Financial Statements Performed in Accordance With <i>Government Auditing Standards</i> .....	3 - 4
Independent Auditor’s Report on Compliance for Each Major Program and on Internal Control Over Compliance and on the Schedule of Expenditures of Federal Awards Required by the Uniform Guidance .....	5 - 7
Schedule of Findings 2 <i>CFR</i> § 200.515.....	8

CITY OF STEUBENVILLE  
SCHEDULE OF EXPENDITURES OF FEDERAL AWARDS  
FOR THE YEAR ENDED DECEMBER 31, 2021

FEDERAL GRANTOR/ SUB GRANTOR/ PROGRAM TITLE	ASSISTANCE LISTING NUMBER	PASS-THROUGH ENTITY IDENTIFYING NUMBER / ADDITIONAL AWARD IDENTIFICATION	TOTAL EXPENDITURES OF FEDERAL AWARDS
<b>U.S. DEPARTMENT OF HOUSING AND URBAN DEVELOPMENT</b>			
<i>Direct</i>			
<b>CDBG - Entitlement Grants Cluster:</b>			
Community Development Block Grants/Entitlement Grants	14.218	B-14-MC-39-0020	\$86,654
Community Development Block Grants/Entitlement Grants	14.218	B-18-MC-39-0020	58,801
Community Development Block Grants/Entitlement Grants	14.218	B-19-MC-39-0020	112,140
Community Development Block Grants/Entitlement Grants	14.218	B-20-MC-39-0020	467,739
<b>Total Community Development Block Grants/Entitlement Grants and CDBG - Entitlement Grants Cluster</b>			<u>725,334</u>
<i>Passed through the Ohio Development Services Agency</i>			
Home Investment Partnerships Program	14.239	A-C-19-21A-2	114,117
<b>Total U.S. Department of Housing and Urban Development</b>			<u>839,451</u>
<b>U.S. DEPARTMENT OF JUSTICE</b>			
<i>Passed through the Ohio Department of Public Safety</i>			
Edward Byrne Memorial Justice Assistance Grant Program	16.738	2020-JG-D02-6340	41,678
<i>Direct</i>			
Opioid Affected Youth Initiative	16.842	2018-JU-FX-0036	30,971
<i>Direct</i>			
Equitable Sharing Program	16.922	N/A	38,676
<b>Total U.S. Department of Justice</b>			<u>111,325</u>
<b>U.S. DEPARTMENT OF TRANSPORTATION</b>			
<i>Passed through the Ohio Department of Transportation</i>			
<b>Highway Planning and Construction Cluster:</b>			
Highway Planning and Construction	20.205	113672	120,036
Highway Planning and Construction	20.205	105885	488,892
Highway Planning and Construction	20.205	109308	129,969
<b>Total Highway Planning and Construction and Highway Planning and Construction Cluster</b>			<u>738,897</u>
<b>Total U.S. Department of Transportation</b>			<u>738,897</u>
<b>U.S. ENVIRONMENTAL PROTECTION AGENCY</b>			
<i>Passed through the Ohio Water Development Authority</i>			
<b>Drinking Water State Revolving Fund Cluster:</b>			
Capitalization Grants for Drinking Water State Revolving Funds	66.468	8573	356,618
<b>Total Drinking Water State Revolving Fund Cluster</b>			<u>356,618</u>
<b>Total U.S. Environmental Protection Agency</b>			<u>356,618</u>
<b>U.S. DEPARTMENT OF HEALTH AND HUMAN SERVICES</b>			
<i>Passed through the Ohio Department of Mental Health and Addiction Services</i>			
Block Grants for Community Mental Health Services	93.958	N/A	3,878
<b>Total U.S. Department of Health and Human Services</b>			<u>3,878</u>
<b>U.S. DEPARTMENT OF THE TREASURY</b>			
<i>Passed through the Ohio Office of Budget and Management</i>			
COVID-19 - Coronavirus Relief Fund	21.019	COVID-19, HB481-CRF-Local	478,006
<i>Direct</i>			
COVID-19 - Coronavirus State and Local Fiscal Recovery Funds	21.027	COVID-19, SLFRP3228	184,657
<b>Total U.S. Department of the Treasury</b>			<u>662,663</u>
<b>Total Federal Financial Assistance</b>			<u>\$ 2,712,832</u>

*The accompanying notes are an integral part of this schedule.*

**CITY OF STEUBENVILLE  
JEFFERSON COUNTY, OHIO**

NOTES TO THE SCHEDULE OF EXPENDITURES OF FEDERAL AWARDS  
2 CFR 200.510(b)(6)  
FOR THE YEAR ENDED DECEMBER 31, 2021

**NOTE 1 – BASIS OF PRESENTATION & SUMMARY OF SIGNIFICANT ACCOUNTING POLICIES**

The accompanying Schedule of Expenditures of Federal Awards (the Schedule) includes the federal award activity of the City of Steubenville under programs of the federal government for the fiscal year ended December 31, 2021 and is prepared in accordance with the cash basis of accounting. The information on this Schedule is prepared in accordance with the requirements of Title 2 U.S. Code of Federal Regulations Part 200, *Uniform Administrative Requirements, Cost Principles, and Audit Requirements for Federal Awards* (Uniform Guidance). Because the Schedule presents only a selected portion of the operations of the City of Steubenville, it is not intended to and does not present the financial position, changes in net position, or cash flows of the City of Steubenville. Such expenditures are recognized following cost principles contained in Uniform Guidance wherein certain types of expenditures may or may not be limited to as to reimbursement.

**NOTE 2 – DE MINIMIS COST RATE**

CFR Section 200.414 of the Uniform Guidance allows a non-federal entity that has never received a negotiated indirect cost rate to charge a de minimis rate of 10% of modified total direct costs to indirect costs. The City of Steubenville has not elected to use the 10-percent de minimis indirect cost rate as allowed under the Uniform Guidance.

**NOTE 3 – REVOLVING LOAN FUND**

The City has a revolving loan fund (RLF) program to provide low-interest loans to businesses to create jobs for low to moderate income persons. The federal Department of Housing and Urban Development (HUD) grants money for these loans to the City. The Schedule reports loans made and administrative costs as disbursements on the Schedule. Subsequent loans are subject to the same compliance requirements imposed by HUD as the initial loans. These loans are collateralized by a lien against the equipment of the borrower. Activity in the CDBG revolving loan fund during 2021 is as follows:

Beginning loans receivable balance as of January 1, 2021:	\$29,371
Loans Made:	5,000
Loan principal repaid:	<u>1,062</u>
Ending loans receivable balance at December 31, 2021:	<u>\$35,433</u>
Cash balance on hand in the revolving loan fund as of December 31, 2021:	\$ 7,014
Administrative costs expended during 2021:	\$ -

**Independent Auditor's Report on Internal Control Over Financial Reporting and on Compliance and Other  
Matters Based on an Audit of Financial Statements Performed in Accordance With  
*Government Auditing Standards***

City of Steubenville  
Jefferson County  
115 South Third Street  
Steubenville, Ohio 43952

To the Members of the City Council and Mayor:

We have audited, in accordance with the auditing standards generally accepted in the United States of America and the standards applicable to financial audits contained in *Government Auditing Standards* issued by the Comptroller General of the United States, the financial statements of the governmental activities, the business-type activities, each major fund, and the aggregate remaining fund information of the City of Steubenville, Jefferson County, Ohio, as of and for the year ended December 31, 2021, and the related notes to the financial statements, which collectively comprise the City of Steubenville's basic financial statements, and have issued our report thereon dated June 22, 2022, wherein we noted as described in Note 23 to the financial statements, the financial impact of COVID-19 and the continuing emergency measures may impact subsequent periods.

**Report on Internal Control over Financial Reporting**

In planning and performing our audit of the financial statements, we considered the City of Steubenville's internal control over financial reporting (internal control) as a basis for designing audit procedures that are appropriate in the circumstances for the purpose of expressing our opinions on the financial statements, but not for the purpose of expressing an opinion on the effectiveness of the City of Steubenville's internal control. Accordingly, we do not express an opinion on the effectiveness of the City of Steubenville's internal control.

A *deficiency in internal control* exists when the design or operation of a control does not allow management or employees, in the normal course of performing their assigned functions, to prevent, or detect and correct, misstatements, on a timely basis. A *material weakness* is a deficiency, or a combination of deficiencies, in internal control, such that there is a reasonable possibility that a material misstatement of the City of Steubenville's financial statements will not be prevented, or detected and corrected, on a timely basis. A *significant deficiency* is a deficiency, or a combination of deficiencies, in internal control that is less severe than a material weakness, yet important enough to merit attention by those charged with governance.

Our consideration of internal control was for the limited purpose described in the first paragraph of this section and was not designed to identify all deficiencies in internal control that might be material weaknesses or, significant deficiencies. Given these limitations, during our audit we did not identify any deficiencies in internal control that we consider to be material weaknesses. However, material weaknesses or significant deficiencies may exist that were not identified.

**Report on Compliance and Other Matters**

As part of obtaining reasonable assurance about whether the City of Steubenville's financial statements are free from material misstatement, we performed tests of its compliance with certain provisions of laws, regulations, contracts, and grant agreements, noncompliance with which could have a direct and material effect on the financial statements. However, providing an opinion on compliance with those provisions was not an objective of our audit, and accordingly, we do not express such an opinion. The results of our tests disclosed no instances of noncompliance or other matters that are required to be reported under *Government Auditing Standards*.

City of Steubenville

Jefferson County

Independent Auditor's Report on Internal Control Over Financial Reporting and on Compliance and Other Matters

Based on an Audit of Financial Statements Performed in Accordance With *Government Auditing Standards*

Page 2

### **Purpose of This Report**

The purpose of this report is solely to describe the scope of our testing of internal control and compliance and the results of that testing, and not to provide an opinion on the effectiveness of the City of Steubenville's internal control or on compliance. This report is an integral part of an audit performed in accordance with *Government Auditing Standards* in considering the City of Steubenville's internal control and compliance. Accordingly, this communication is not suitable for any other purpose.

A handwritten signature in cursive script that reads "Julian & Grube, Inc.".

Julian & Grube, Inc.

June 22, 2022

**Independent Auditor’s Report on Compliance for Each Major Federal Program  
and on Internal Control Over Compliance and on the Schedule of Expenditures of Federal Awards  
Required by the Uniform Guidance**

City of Steubenville  
Jefferson County  
115 South Third Street  
Steubenville, Ohio 43952

To the Members of the City Council and Mayor:

**Report on Compliance for Each Major Federal Program**

***Opinion on Each Major Federal Program***

We have audited the City of Steubenville’s compliance with the types of compliance requirements identified as subject to audit in the OMB *Compliance Supplement* that could have a direct and material effect on each of the City of Steubenville’s major federal programs for the year ended December 31, 2021. The City of Steubenville’s major federal programs are identified in the summary of auditor’s results section of the accompanying schedule of findings.

In our opinion, the City of Steubenville complied, in all material respects, with the compliance requirements referred to above that could have a direct and material effect on each of its major federal programs for the year ended December 31, 2021.

***Basis for Opinion on Each Major Federal Program***

We conducted our audit of compliance in accordance with auditing standards generally accepted in the United States of America (GAAS); the standards applicable to financial audits contained in *Government Auditing Standards*, issued by the Comptroller General of the United States (*Government Auditing Standards*); and the audit requirements of Title 2 U.S. *Code of Federal Regulations* Part 200, *Uniform Administrative Requirements, Cost Principles, and Audit Requirements for Federal Awards* (Uniform Guidance). Our responsibilities under those standards and the Uniform Guidance are further described in the “Auditor’s Responsibilities for the Audit of Compliance” section of our report.

We are required to be independent of the City of Steubenville and to meet our other ethical responsibilities, in accordance with relevant ethical requirements relating to our audit. We believe that the audit evidence we have obtained is sufficient and appropriate to provide a basis for our opinion on compliance for each major federal program. Our audit does not provide a legal determination of the City of Steubenville’s compliance with the compliance requirements referred to above.

***Responsibilities of Management for Compliance***

Management is responsible for compliance with the requirements referred to above and for the design, implementation, and maintenance of effective internal control over compliance with the requirements of laws, statutes, regulations, rules, and provisions of contracts or grant agreements applicable to the City of Steubenville’s federal programs.

### ***Auditor's Responsibilities for the Audit of Compliance***

Our objectives are to obtain reasonable assurance about whether material noncompliance with the compliance requirements referred to above occurred, whether due to fraud or error, and express an opinion on the City of Steubenville's compliance based on our audit. Reasonable assurance is a high level of assurance but is not absolute assurance and therefore is not a guarantee that an audit conducted in accordance with GAAS, *Government Auditing Standards*, and the Uniform Guidance will always detect material noncompliance when it exists. The risk of not detecting material noncompliance resulting from fraud is higher than for that resulting from error, as fraud may involve collusion, forgery, intentional omissions, misrepresentations, or the override of internal control. Noncompliance with the compliance requirements referred to above is considered material if there is a substantial likelihood that, individually or in the aggregate, it would influence the judgment made by a reasonable user of the report on compliance about the City of Steubenville's compliance with the requirements of each major federal program as a whole.

In performing an audit in accordance with GAAS, *Government Auditing Standards*, and the Uniform Guidance, we:

- Exercise professional judgment and maintain professional skepticism throughout the audit.
- Identify and assess the risks of material noncompliance, whether due to fraud or error, and design and perform audit procedures responsive to those risks. Such procedures include examining, on a test basis, evidence regarding the City of Steubenville's compliance with the compliance requirements referred to above and performing such other procedures as we considered necessary in the circumstances.
- Obtain an understanding of the City of Steubenville's internal control over compliance relevant to the audit in order to design audit procedures that are appropriate in the circumstances and to test and report on internal control over compliance in accordance with the Uniform Guidance, but not for the purpose of expressing an opinion on the effectiveness of the City of Steubenville's internal control over compliance. Accordingly, no such opinion is expressed.

We are required to communicate with those charged with governance regarding, among other matters, the planned scope and timing of the audit and any significant deficiencies and material weaknesses in internal control over compliance that we identified during the audit.

### **Report on Internal Control over Compliance**

*A deficiency in internal control over compliance* exists when the design or operation of a control over compliance does not allow management or employees, in the normal course of performing their assigned functions, to prevent, or detect and correct, noncompliance with a type of compliance requirement of a federal program on a timely basis. *A material weakness in internal control over compliance* is a deficiency, or a combination of deficiencies, in internal control over compliance, such that there is a reasonable possibility that material noncompliance with a type of compliance requirement of a federal program will not be prevented, or detected and corrected, on a timely basis. *A significant deficiency in internal control over compliance* is a deficiency, or a combination of deficiencies, in internal control over compliance with a type of compliance requirement of a federal program that is less severe than a material weakness in internal control over compliance, yet important enough to merit attention by those charged with governance.

Our consideration of internal control over compliance was for the limited purpose described in the "Auditor's Responsibilities for the Audit of Compliance" section above and was not designed to identify all deficiencies in internal control over compliance that might be material weaknesses or significant deficiencies in internal control over compliance. Given these limitations, during our audit we did not identify any deficiencies in internal control over compliance that we consider to be material weaknesses, as defined above. However, material weaknesses or significant deficiencies in internal control over compliance may exist that were not identified.

Our audit was not designed for the purpose of expressing an opinion on the effectiveness of internal control over compliance. Accordingly, no such opinion is expressed.



The purpose of this report on internal control over compliance is solely to describe the scope of our testing of internal control over compliance and the results of that testing based on the requirements of the Uniform Guidance. Accordingly, this report is not suitable for any other purpose.

**Report on Schedule of Expenditures of Federal Awards Required by the Uniform Guidance**

We have audited the financial statements of the governmental activities, the business-type activities, each major fund, and the aggregate remaining fund information of the City of Steubenville, as of and for the year ended December 31, 2021, and the related notes to the financial statements, which collectively comprise the City of Steubenville's basic financial statements. We issued our unmodified report thereon dated June 22, 2022. Our audit was performed for the purpose of forming opinions on the financial statements that collectively comprise the basic financial statements. The accompanying schedule of expenditures of federal awards is presented for purposes of additional analysis as required by the Uniform Guidance and is not a required part of the basic financial statements. Such information is the responsibility of management and was derived from and relates directly to the underlying accounting and other records used to prepare the basic financial statements. The information has been subjected to the auditing procedures applied in the audit of the financial statements and certain additional procedures, including comparing and reconciling such information directly to the underlying accounting and other records used to prepare the basic financial statements or to the basic financial statements themselves, and other additional procedures in accordance with auditing standards generally accepted in the United States of America. In our opinion, the schedule of expenditures of federal awards is fairly stated in all material respects in relation to the basic financial statements as a whole.



Julian & Grube, Inc.  
June 22, 2022

**CITY OF STEUBENVILLE  
JEFFERSON COUNTY, OHIO**

**SCHEDULE OF FINDINGS  
2 CFR § 200.515  
DECEMBER 31, 2021**

<b>1. SUMMARY OF AUDITORS' RESULTS</b>		
<i>(d)(1)(i)</i>	<i>Type of Financial Statement Opinion</i>	Unmodified
<i>(d)(1)(ii)</i>	<i>Were there any material control weaknesses reported at the financial statement level (GAGAS)?</i>	No
<i>(d)(1)(ii)</i>	<i>Were there any significant deficiencies in internal control reported at the financial statement level (GAGAS)?</i>	No
<i>(d)(1)(iii)</i>	<i>Was there any reported material noncompliance at the financial statement level (GAGAS)?</i>	No
<i>(d)(1)(iv)</i>	<i>Were there any material internal control weaknesses reported for major federal programs?</i>	No
<i>(d)(1)(iv)</i>	<i>Were there any significant deficiencies in internal control reported for major federal programs?</i>	No
<i>(d)(1)(v)</i>	<i>Type of Major Programs' Compliance Opinion</i>	Unmodified
<i>(d)(1)(vi)</i>	<i>Are there any reportable findings under 2 CFR §.516(a)?</i>	No
<i>(d)(1)(vii)</i>	<i>Major Program (listed):</i>	Highway Planning and Construction Cluster
<i>(d)(1)(viii)</i>	<i>Dollar Threshold: Type A/B Programs</i>	Type A: >\$750,000 Type B: all others
<i>(d)(1)(ix)</i>	<i>Low Risk Auditee under 2 CFR § 200.520?</i>	Yes

<b>2. FINDINGS RELATED TO THE BASIC FINANCIAL STATEMENTS REQUIRED TO BE REPORTED IN ACCORDANCE WITH GAGAS</b>
---

None

<b>3. FINDINGS AND QUESTIONED COSTS FOR FEDERAL AWARDS</b>
--

None

# OHIO AUDITOR OF STATE KEITH FABER



**CITY OF STEUBENVILLE**

**JEFFERSON COUNTY**

## **AUDITOR OF STATE OF OHIO CERTIFICATION**

This is a true and correct copy of the report, which is required to be filed pursuant to Section 117.26, Revised Code, and which is filed in the Office of the Ohio Auditor of State in Columbus, Ohio.



**Certified for Release 7/14/2022**

88 East Broad Street, Columbus, Ohio 43215  
Phone: 614-466-4514 or 800-282-0370

This report is a matter of public record and is available online at  
[www.ohioauditor.gov](http://www.ohioauditor.gov)