

***EDUCATIONAL SERVICE CENTER  
OF EASTERN OHIO  
(formerly the Mahoning County  
Educational Service Center)***

***MAHONING COUNTY, OHIO***

SINGLE AUDIT

FOR THE YEAR ENDED JUNE 30, 2021





OHIO AUDITOR OF STATE  
KEITH FABER



88 East Broad Street  
Columbus, Ohio 43215  
IPARepor@ohioauditor.gov  
(800) 282-0370

Governing Board  
Educational Service Center of Eastern Ohio  
7320 North Palmyra Road  
Canfield, Ohio 44406

We have reviewed the *Independent Auditor's Report* of the Educational Service Center of Eastern Ohio, Mahoning County, prepared by Charles E. Harris & Associates, Inc., for the audit period July 1, 2020 through June 30, 2021. Based upon this review, we have accepted these reports in lieu of the audit required by Section 117.11, Revised Code. The Auditor of State did not audit the accompanying financial statements and, accordingly, we are unable to express, and do not express an opinion on them.

Our review was made in reference to the applicable sections of legislative criteria, as reflected by the Ohio Constitution, and the Revised Code, policies, procedures and guidelines of the Auditor of State, regulations and grant requirements. The Educational Service Center of Eastern Ohio is responsible for compliance with these laws and regulations.

A handwritten signature in cursive script that reads "Keith Faber".

Keith Faber  
Auditor of State  
Columbus, Ohio

October 04, 2022

**This page intentionally left blank.**

**Educational Service Center of Eastern Ohio  
Mahoning County**

**TABLE OF CONTENTS**

<b>TITLE</b>	<b>PAGE</b>
<hr/>	
Independent Auditor’s Report.....	1
Management’s Discussion and Analysis .....	4
Basic Financial Statements:	
Government-wide Financial Statements:	
Statement of Net Position .....	14
Statement of Activities.....	15
Fund Financial Statements:	
Balance Sheet – Governmental Funds .....	16
Reconciliation of Total Governmental Fund Balances to Net Position of Governmental Activities .....	17
Statement of Revenues, Expenditures and Changes in Fund Balances – Governmental Funds .....	18
Reconciliation of the Statement of Revenues, Expenditures and Changes in Fund Balances of Governmental Funds to the Statement of Activities .....	19
Statement of Fiduciary Net Position – Fiduciary Funds .....	20
Statement of Changes in Fiduciary Net Position – Fiduciary Funds .....	21
Notes to the Basic Financial Statements.....	22
Required Supplementary Information:	
Schedule of the ESC’s Proportionate Share of the Net Pension Liability – School Employees Retirement System (SERS) of Ohio – Last Eight Fiscal Years .....	59
Schedule of the ESC’s Proportionate Share of the Net Pension Liability – State Teachers Retirement System (STRS) of Ohio – Last Eight Fiscal Years .....	61
Schedule of ESC Pension Contributions – SERS of Ohio – Last Ten Fiscal Years.....	63
Schedule of ESC Pension Contributions – STRS of Ohio – Last Ten Fiscal Years.....	65
Schedule of the ESC’s Proportionate Share of Net OPEB Liability – (SERS) of Ohio – Last Five Fiscal Years .....	67
Schedule of the ESC’s Proportionate Share of Net OPEB Liability – (STRS) of Ohio – Last Five Fiscal Years .....	68

**Educational Service Center of Eastern Ohio  
Mahoning County**

**TABLE OF CONTENTS**

<b>TITLE</b>	<b>PAGE</b>
Schedule of ESC OPEB Contributions – SERS of Ohio – Last Ten Fiscal Years .....	69
Schedule of ESC OPEB Contributions – STRS of Ohio – Last Ten Fiscal Years .....	71
Notes to Required Supplementary Information.....	73
Schedule of Expenditures of Federal Awards (Prepared by Management) .....	75
Notes to the Schedule of Expenditures of Federal Awards (Prepared by Management).....	77
Independent Auditor’s Report on Internal Control Over Financial Reporting and on Compliance and Other Matters Based on an Audit of Financial Statements in Accordance with <i>Government Auditing Standards</i> .....	78
Independent Auditor’s Report on Compliance for Each Major Program and on Internal Control Over Compliance Required by the Uniform Guidance .....	80
Schedule of Findings .....	82

**INDEPENDENT AUDITOR'S REPORT**

Educational Service Center of Eastern Ohio  
Mahoning County  
7320 North Palmyra Road  
Canfield, Ohio 44406

To the Governing Board:

***Report on the Financial Statements***

We have audited the accompanying financial statements of the governmental activities, each major fund, and the aggregate remaining fund information of the Educational Service Center of Eastern Ohio, Mahoning County, Ohio (the ESC), as of and for the year ended June 30, 2021, and the related notes to the financial statements, which collectively comprise the ESC's basic financial statements as listed in the table of contents.

***Management's Responsibility for the Financial Statements***

Management is responsible for the preparation and fair presentation of these financial statements in accordance with accounting principles generally accepted in the United States of America; this includes the design, implementation, and maintenance of internal control relevant to the preparation and fair presentation of financial statements that are free from material misstatement, whether due to fraud or error.

***Auditor's Responsibility***

Our responsibility is to express an opinion on these financial statements based on our audit. We conducted our audit in accordance with auditing standards generally accepted in the United States of America and the standards applicable to financial audits contained in *Government Auditing Standards*, issued by the Comptroller General of the United States. Those standards require that we plan and perform the audit to obtain reasonable assurance about whether the financial statements are free from material misstatement.

An audit involves performing procedures to obtain audit evidence about the amounts and disclosures in the financial statements. The procedures selected depend on the auditor's judgment, including the assessment of the risks of material misstatement of the financial statements, whether due to fraud or error. In making those risk assessments, the auditor considers internal control relevant to the ESC's preparation and fair presentation of the financial statements in order to design audit procedures that are appropriate in the circumstances, but not for the purpose of expressing an opinion on the effectiveness of the ESC's internal control. Accordingly, we express no such opinion. An audit also includes evaluating the appropriateness of accounting policies used and the reasonableness of significant accounting estimates made by management, as well as evaluating the overall presentation of the financial statements.

We believe that the audit evidence we have obtained is sufficient and appropriate to provide a basis for our audit opinion.

***Opinion***

In our opinion, the financial statements referred to above present fairly, in all material respects, the respective financial position of the governmental activities, each major fund, and the aggregate remaining fund information of the Educational Service Center of Eastern Ohio, Mahoning County, Ohio, as of June 30, 2021, and the respective changes in financial position for the year then ended in accordance with the accounting principles generally accepted in the United States of America.

***Emphasis of Matter***

As discussed in Note 17 to the financial statements, the financial impact of COVID-19 and the ensuing emergency measures will impact subsequent periods of the ESC. We did not modify our opinion regarding this matter.

***Other Matters***

*Required Supplementary Information*

Accounting principles generally accepted in the United States of America require that the management's discussion and analysis, schedules of net pension liabilities, other postemployment benefit liabilities/assets, and pension and other postemployment benefit contributions listed in the table of contents, be presented to supplement the basic financial statements. Such information, although not a part of the basic financial statements, is required by the Governmental Accounting Standards Board, who considers it to be an essential part of financial reporting for placing the basic financial statements in an appropriate operational, economic, or historical context. We have applied certain limited procedures to the required supplementary information in accordance with auditing standards generally accepted in the United States of America, which consisted of inquiries of management about the methods of preparing the information and comparing the information for consistency with management's responses to our inquiries, the basic financial statements, and other knowledge we obtained during our audit of the basic financial statements. We do not express an opinion or provide any assurance on the information because the limited procedures do not provide us with sufficient evidence to express an opinion or provide any assurance.

*Supplementary Information*


Our audit was conducted to provide an opinion on the ESC's basic financial statements taken as a whole. The Schedule of Expenditures of Federal Awards (Schedule) presents additional analysis as required by Title 2 U.S. Code of Federal Regulations (CFR) Part 200, *Uniform Administrative Requirements, Cost Principles, and Audit Requirements for Federal Awards* and is not a required part of the financial statements.

The Schedule is the responsibility of management and was derived from and relates directly to the underlying accounting and other records used to prepare the basic financial statements. We subjected this Schedule to the auditing procedures we applied to the basic financial statements. We also applied certain additional procedures, including comparing and reconciling the Schedule directly to the underlying accounting and other records used to prepare the basic financial statements or to the basic financial statements themselves in accordance with auditing standards generally accepted in the United States of America. In our opinion, this Schedule is fairly stated in all material respects in relation to the basic financial statements taken as a whole.



***Other Reporting Required by Government Auditing Standards***

In accordance with *Government Auditing Standards*, we have also issued our report dated August 15, 2022, on our consideration of the ESC's internal control over financial reporting and on our tests of its compliance with certain provisions of laws, regulations, contracts and grant agreements and other matters. The purpose of that report is solely to describe the scope of our testing of internal control over financial reporting and compliance and the results of that testing, and not to provide an opinion on the effectiveness of the ESC's internal control over financial reporting or on compliance. That report is an integral part of an audit performed in accordance with *Government Auditing Standards* in considering the ESC's internal control over financial reporting and compliance.



*Charles E. Harris & Associates, Inc.*  
August 15, 2022

**EDUCATIONAL SERVICE CENTER OF EASTERN OHIO  
MAHONING COUNTY, OHIO**

**MANAGEMENT'S DISCUSSION AND ANALYSIS  
FOR THE FISCAL YEAR ENDED JUNE 30, 2021  
(UNAUDITED)**

The management's discussion and analysis of the Educational Service Center of Eastern Ohio's (the "ESC") financial performance provides an overall review of the ESC's financial activities for the fiscal year ended June 30, 2021. The intent of this discussion and analysis is to look at the ESC's financial performance as a whole; readers should also review the basic financial statements and the notes to the basic financial statements to enhance their understanding of the ESC's financial performance.

**Financial Highlights**

Key financial highlights for fiscal year 2021 are as follows:

- In total, net position of governmental activities increased \$614,264 from the prior year's net position.
- General revenues accounted for \$1,124,663 or 4.57% of all revenues. Program specific revenues in the form of charges for services and sales, grants and contributions accounted for \$23,509,609 or 95.43% of total revenues of \$24,634,272.
- The ESC had \$24,020,008 in expenses related to governmental activities; these expenses were offset by \$23,509,609 in program specific charges for services and sales, grants or contributions and general revenues (primarily unrestricted grants and entitlements) of \$1,124,663.
- The ESC's most significant governmental fund is the general fund. The general fund had \$21,767,069 in revenues and \$21,545,547 in expenditures. During fiscal year 2021, the general fund's fund balance increased from a deficit of \$480,574 to a deficit of \$259,052.

**Using these Basic Financial Statements**

This annual report consists of a series of financial statements and notes to those statements. These statements are organized so the reader can understand the ESC as a financial whole, an entire operating entity. The statements then proceed to provide an increasingly detailed look at specific financial activities.

The *statement of net position* and *statement of activities* provide information about the activities of the whole ESC, presenting both an aggregate view of the ESC's finances and a longer-term view of those finances. Fund financial statements provide the next level of detail. For governmental funds, these statements tell how services were financed in the short-term as well as what remains for future spending. The fund financial statements also look at the ESC's most significant funds with all other nonmajor funds presented in total in one column. In the case of the ESC, the general fund and the miscellaneous federal grants fund are the only governmental funds reported as major funds.

**Reporting the ESC as a Whole**

***Statement of Net Position and the Statement of Activities***

While this document contains the large number of funds used by the ESC to provide programs and activities, the view of the ESC as a whole looks at all financial transactions and asks the question, "How did we do financially during 2021?" The statement of net position and the statement of activities answer this question. These statements include *all assets, liabilities, revenues and expenses* using the *accrual basis of accounting* similar to the accounting used by most private-sector companies. This basis of accounting will take into account all of the current year's revenues and expenses regardless of when cash is received or paid.

These two statements report the ESC's *net position* and changes in that position. This change in net position is important because it tells the reader that, for the ESC as a whole, the *financial position* of the ESC has improved or diminished. The causes of this change may be the result of many factors, some financial, some not. Non-financial factors include the ESC's facility issues, required educational programs and other factors.

**EDUCATIONAL SERVICE CENTER OF EASTERN OHIO  
MAHONING COUNTY, OHIO**

MANAGEMENT'S DISCUSSION AND ANALYSIS  
FOR THE FISCAL YEAR ENDED JUNE 30, 2021  
(UNAUDITED)

In the statement of net position and the statement of activities, the governmental activities include the ESC's programs and services, including instruction, support services, operation and maintenance of plant, pupil transportation and extracurricular activities.

The government-wide financial statements include not only the activity of the ESC itself (known as the primary government), but also a separate community school for which the ESC is financially accountable. Financial information for the component unit is reported separately from the financial information presented for the primary government.

**Reporting the ESC's Most Significant Funds**

***Fund Financial Statements***

The analysis of the ESC's major governmental funds begins on page 12. Fund financial reports provide detailed information about the ESC's major funds. The ESC uses many funds to account for a multitude of financial transactions. However, these fund financial statements focus on the ESC's most significant funds. The ESC's major governmental funds are the general fund and the miscellaneous federal grants fund.

***Governmental Funds***

Most of the ESC's activities are reported in governmental funds, which focus on how money flows into and out of those funds and the balances left at year-end available for spending in future periods. These funds are reported using an accounting method called *modified accrual* accounting which measures cash and all other *financial assets* than can readily be converted to cash. The governmental fund financial statements provide a detailed *short-term* view of the ESC's general government operations and the basic services it provides. Governmental fund information helps you determine whether there are more or fewer financial resources that can be spent in the near future to finance educational programs. The relationship (or differences) between governmental *activities* (reported in the statement of net position and the statement of activities) and governmental *funds* is reconciled in the basic financial statements.

***Reporting the ESC's Fiduciary Responsibilities***

The ESC acts in a trustee capacity as an agent for individuals or other entities. These activities are reported in custodial funds. All of the ESC's fiduciary activities are reported in separate statements of fiduciary net position and changes in fiduciary net position. These activities are excluded from the ESC's other financial statements because the assets cannot be utilized by the ESC to finance its operations.

***Notes to the Basic Financial Statements***

The notes provide additional information that is essential to a full understanding of the data provided in the government-wide and fund financial statements.

***Required Supplementary Information***

The required supplementary information provides detailed information regarding the ESC's proportionate share of the net pension liability and the net OPEB liability/asset of the retirement systems. It also includes a ten year schedule of the ESC's contributions to the retirement systems to fund pension and OPEB obligations.

**EDUCATIONAL SERVICE CENTER OF EASTERN OHIO  
MAHONING COUNTY, OHIO**

MANAGEMENT'S DISCUSSION AND ANALYSIS  
FOR THE FISCAL YEAR ENDED JUNE 30, 2021  
(UNAUDITED)

**The ESC as a Whole**

Recall that the statement of net position provides the perspective of the ESC as a whole. The table below provides a summary of the ESC's net position at June 30, 2021 and June 30, 2020.

	<b>Net Position</b>	
	Governmental Activities	Governmental Activities
	<u>2021</u>	<u>2020</u>
<b><u>Assets</u></b>		
Current and other assets	\$ 5,480,561	\$ 5,854,712
Capital assets, net	<u>358,116</u>	<u>470,307</u>
Total assets	<u>5,838,677</u>	<u>6,325,019</u>
<b><u>Deferred outflows of resources</u></b>		
Pension	5,007,721	6,662,100
OPEB	<u>741,654</u>	<u>720,062</u>
Total deferred outflows of resources	<u>5,749,375</u>	<u>7,382,162</u>
<b><u>Liabilities</u></b>		
Current liabilities	2,703,055	3,025,105
Long-term liabilities:		
Due within one year	117,152	172,543
Due in more than one year:		
Net pension liability	27,468,878	29,311,429
Net OPEB liability	1,369,187	1,768,066
Other amounts	<u>315,125</u>	<u>366,598</u>
Long-term liabilities	<u>29,270,342</u>	<u>31,618,636</u>
Total liabilities	<u>31,973,397</u>	<u>34,643,741</u>
<b><u>Deferred inflows of resources</u></b>		
Pension	5,151,386	4,864,048
OPEB	<u>3,147,416</u>	<u>3,497,803</u>
Total deferred inflows of resources	<u>8,298,802</u>	<u>8,361,851</u>
<b><u>Net position</u></b>		
Net investment in capital assets	346,075	423,459
Restricted	746,497	442,010
Unrestricted (deficit)	<u>(29,776,719)</u>	<u>(30,163,880)</u>
Total net position (deficit)	<u>\$ (28,684,147)</u>	<u>\$ (29,298,411)</u>

**EDUCATIONAL SERVICE CENTER OF EASTERN OHIO  
MAHONING COUNTY, OHIO**

MANAGEMENT'S DISCUSSION AND ANALYSIS  
FOR THE FISCAL YEAR ENDED JUNE 30, 2021  
(UNAUDITED)

The net pension liability (NPL) is the largest single liability reported by the ESC at June 30, 2021 and is reported pursuant to GASB Statement 68, "Accounting and Financial Reporting for Pensions—an Amendment of GASB Statement 27." The ESC has adopted GASB Statement 75, "Accounting and Financial Reporting for Postemployment Benefits Other Than Pensions," which significantly revises accounting for costs and liabilities related to other postemployment benefits (OPEB). For reasons discussed below, many end users of this financial statement will gain a clearer understanding of the ESC's actual financial condition by adding deferred inflows related to pension and OPEB, the net pension liability and the net OPEB liability to the reported net position and subtracting deferred outflows related to pension and OPEB and the net OPEB asset.

Governmental Accounting Standards Board standards are national and apply to all government financial reports prepared in accordance with generally accepted accounting principles. Prior accounting for pensions (GASB 27) and postemployment benefits (GASB 45) focused on a funding approach. This approach limited pension and OPEB costs to contributions annually required by law, which may or may not be sufficient to fully fund each plan's *net pension liability* or *net OPEB liability/asset*. GASB 68 and GASB 75 take an earnings approach to pension and OPEB accounting; however, the nature of Ohio's statewide pension/OPEB plans and state law governing those systems requires additional explanation in order to properly understand the information presented in these statements.

GASB 68 and GASB 75 require the net pension liability and the net OPEB liability/asset to equal the ESC's proportionate share of each plan's collective:

1. Present value of estimated future pension/OPEB benefits attributable to active and inactive employees' past service.
2. Minus plan assets available to pay these benefits.

GASB notes that pension and OPEB obligations, whether funded or unfunded, are part of the "employment exchange" – that is, the employee is trading his or her labor in exchange for wages, benefits, and the promise of a future pension and other postemployment benefits. GASB noted that the unfunded portion of this promise is a present obligation of the government, part of a bargained-for benefit to the employee and should accordingly be reported by the government as a liability since they received the benefit of the exchange. However, the ESC is not responsible for certain key factors affecting the balance of these liabilities. In Ohio, the employee shares the obligation of funding pension benefits with the employer. Both employer and employee contribution rates are capped by State statute. A change in these caps requires action of both Houses of the General Assembly and approval of the Governor. Benefit provisions are also determined by State statute. The Ohio revised Code permits, but does not require, the retirement systems to provide healthcare to eligible benefit recipients. The retirement systems may allocate a portion of the employer contributions to provide for these OPEB benefits.

The employee enters the employment exchange with the knowledge that the employer's promise is limited not by contract but by law. The employer enters the exchange also knowing that there is a specific, legal limit to its contribution to the retirement system. In Ohio, there is no legal means to enforce the unfunded liability of the pension/OPEB plan *as against the public employer*. State law operates to mitigate/lessen the moral obligation of the public employer to the employee, because all parties enter the employment exchange with notice as to the law. The retirement system is responsible for the administration of the pension and OPEB plans.

Most long-term liabilities have set repayment schedules or, in the case of compensated absences (i.e. sick and vacation leave), are satisfied through paid time-off or termination payments. There is no repayment schedule for the net pension liability or the net OPEB liability. As explained above, changes in benefits, contribution rates, and return on investments affect the balance of these liabilities but are outside the control of the local government. In the event that contributions, investment returns, and other changes are insufficient to keep up with required payments, State statute does not assign/identify the responsible party for the unfunded portion. Due to the unique nature of how the net pension liability and the net OPEB liability are satisfied, these liabilities are separately identified within the long-term liability section of the statement of net position.

**EDUCATIONAL SERVICE CENTER OF EASTERN OHIO  
MAHONING COUNTY, OHIO**

**MANAGEMENT'S DISCUSSION AND ANALYSIS  
FOR THE FISCAL YEAR ENDED JUNE 30, 2021  
(UNAUDITED)**

In accordance with GASB 68 and GASB 75, the ESC's statements prepared on an accrual basis of accounting include an annual pension expense and an annual OPEB expense for their proportionate share of each plan's *change* in net pension liability and net OPEB liability/asset, respectively, not accounted for as deferred inflows/outflows.

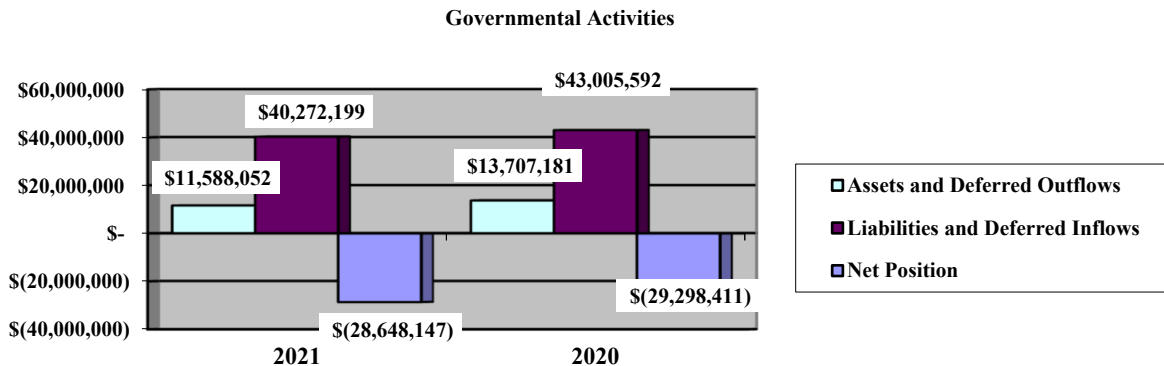
Over time, net position can serve as a useful indicator of a government's financial position. At June 30, 2021, the ESC's liabilities and deferred inflows of resources exceed assets and deferred outflows of resources by \$28,684,147.

As the previous table illustrates, the most significant changes in net position were related to the ESC's net pension liability and net OPEB liability/asset, and the related deferred inflows/outflows of resources. See Note 12 and Note 13 in the notes to the basic financial statements for additional information regarding these components of net position.

At June 30, 2021, capital assets represented 6.13% of total assets. Capital assets include land improvements, leasehold improvements, furniture and equipment and vehicles. The net investment in capital assets at June 30, 2021 was \$346,075. These capital assets are used to provide services to the students and are not available for future spending.

At June 30, 2021, a portion of the ESC's net position, \$746,497, represents resources that are subject to external restriction on how they may be used. The remaining balance of unrestricted net position at June 30, 2021 is a deficit of \$29,776,719.

The table below illustrates the ESC's assets and deferred outflows, liabilities and deferred inflows, and net position at June 30, 2021 and 2020.



**EDUCATIONAL SERVICE CENTER OF EASTERN OHIO  
MAHONING COUNTY, OHIO**

MANAGEMENT'S DISCUSSION AND ANALYSIS  
FOR THE FISCAL YEAR ENDED JUNE 30, 2021  
(UNAUDITED)

The following table shows the change in net position for fiscal years 2021 and 2020.

	<b>Change in Net Position</b>	
	Governmental Activities	Governmental Activities
	<u>2021</u>	<u>2020</u>
<b><u>Revenues</u></b>		
Program revenues:		
Charges for services and sales	\$ 19,874,056	\$ 16,931,698
Operating grants and contributions	3,635,553	3,866,814
General revenues:		
Grants and entitlements	934,141	939,531
Investment earnings	2,816	48,846
Other	<u>187,706</u>	<u>26,787</u>
Total revenues	<u>24,634,272</u>	<u>21,813,676</u>
<b><u>Expenses</u></b>		
Program expenses:		
Instruction:		
Regular	4,773,601	636,285
Special	5,343,503	6,749,981
Vocational	17,522	27,112
Adult/continuing	3	2,277
Other	65,550	3,241
Support services:		
Pupil	6,935,470	7,608,826
Instructional staff	2,195,854	3,078,326
Board of education	40,648	50,609
Administration	647,995	714,077
Fiscal	653,443	737,098
Business	451,285	504,151
Operations and maintenance	1,128,722	525,576
Pupil transportation	-	737
Central	318,375	296,733
Operation of non-instructional services	1,444,105	1,299,650
Extracurricular activities	2,199	3,565
Interest and fiscal charges	<u>1,733</u>	<u>3,617</u>
Total expenses	<u>24,020,008</u>	<u>22,241,861</u>
Change in net position	614,264	(428,185)
Net position (deficit) at beginning of year	<u>(29,298,411)</u>	<u>(28,870,226)</u>
Net position (deficit) at end of year	<u>\$ (28,684,147)</u>	<u>\$ (29,298,411)</u>

**EDUCATIONAL SERVICE CENTER OF EASTERN OHIO  
MAHONING COUNTY, OHIO**

**MANAGEMENT’S DISCUSSION AND ANALYSIS  
FOR THE FISCAL YEAR ENDED JUNE 30, 2021  
(UNAUDITED)**

**Governmental Activities**

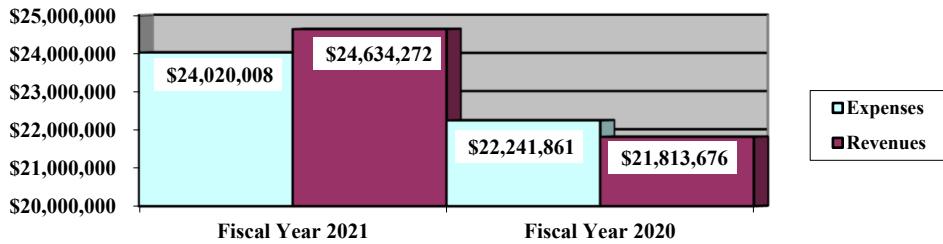
Net position of the ESC’s governmental activities increased \$614,264. Total governmental expenses of \$24,020,008 were offset by program revenues of \$23,509,609 and general revenues of \$1,124,663.

The primary sources of revenue for governmental activities are derived from charges for services and sales, and operating grants and contributions. These revenue sources represent 95.43% of total governmental revenue. Total revenues increased \$2,820,596 compared to the prior year, mostly due to an increase in charges for services. This was a result of higher demand for contracted services from member entities. The only significant decrease in revenues was in operating grants and contributions, which is primarily due to a decline in state grant funding for the ESC’s Help Me Grow program.

Total expenses increased \$1,778,147 or 7.99%. Total pension and OPEB expense went from \$(1,910,282) in fiscal year 2020 to \$(1,198,840) in the current year, or an increase of \$711,442. Thus, subtracting out the effects of pension and OPEB results in an increase in expenses of \$2,489,589 which is in line with the higher demand for the ESC’s services.

The graph below presents the ESC’s governmental activities revenues and expenses for fiscal years 2021 and 2020.

**Governmental Activities - Revenues and Expenses**



The statement of activities shows the cost of program services and the charges for services and grants offsetting those services. The following table shows, for governmental activities, the total cost of services and the net cost of services. That is, it identifies the cost of these services supported by general revenues such as unrestricted grants and entitlements.



**EDUCATIONAL SERVICE CENTER OF EASTERN OHIO  
MAHONING COUNTY, OHIO**

**MANAGEMENT'S DISCUSSION AND ANALYSIS  
FOR THE FISCAL YEAR ENDED JUNE 30, 2021  
(UNAUDITED)**

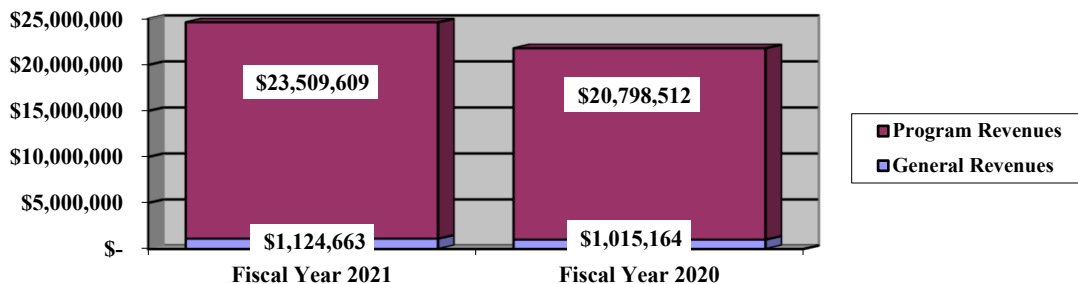
**Governmental Activities**

	Total Cost of Services <u>2021</u>	Net Cost of Services <u>2021</u>	Total Cost of Services <u>2020</u>	Net Cost of Services <u>2020</u>
<b>Program expenses</b>				
Instruction:				
Regular	\$ 4,773,601	\$ 4,718,412	\$ 636,285	\$ 245,180
Special	5,343,503	(1,969,062)	6,749,981	157,908
Vocational	17,522	(318)	27,112	27,109
Adult/continuing	3	3	2,277	2,277
Other	65,550	65,550	3,241	3,241
Support services:				
Pupil	6,935,470	(2,433,262)	7,608,826	348,055
Instructional staff	2,195,854	(938,159)	3,078,326	8,341
Board of education	40,648	20,648	50,609	30,609
Administration	647,995	(228,650)	714,077	25,583
Fiscal	653,443	(261,882)	737,098	(47,432)
Business	451,285	451,285	504,151	504,151
Operations and maintenance	1,128,722	1,052,818	525,576	522,312
Pupil transportation	-	-	737	737
Central	318,375	(106,279)	296,733	18,454
Operation of non-instructional services	1,444,105	140,384	1,299,650	(408,250)
Extracurricular activities	2,199	(2,822)	3,565	1,457
Interest and fiscal charges	1,733	1,733	3,617	3,617
<b>Total expenses</b>	<b><u>\$ 24,020,008</u></b>	<b><u>\$ 510,399</u></b>	<b><u>\$ 22,241,861</u></b>	<b><u>\$ 1,443,349</u></b>

The ESC's charges for services and sales and operating grants and contributions, as a whole, are the primary support for ESC's operations. These revenue sources covered 97.88% of the total cost of services for fiscal year 2021 and 93.51% for fiscal year 2020.

The graph below presents the ESC's governmental activities revenue for fiscal years 2021 and 2020.

**Governmental Activities - General and Program Revenues**



**EDUCATIONAL SERVICE CENTER OF EASTERN OHIO  
MAHONING COUNTY, OHIO**

MANAGEMENT'S DISCUSSION AND ANALYSIS  
FOR THE FISCAL YEAR ENDED JUNE 30, 2021  
(UNAUDITED)

**The ESC's Funds**

At June 30, 2021, the ESC's governmental funds reported a combined fund balance of \$143,261, which represents an increase from last year's total of \$(138,773). The schedule below indicates the fund balance and the total change in fund balance as of June 30, 2021 and 2020.

	Fund Balance (Deficit) <u>June 30, 2021</u>	Fund Balance (Deficit) <u>June 30, 2020</u>	Increase (Decrease)	Percentage Change
General	\$ (259,052)	\$ (480,574)	\$ 221,522	46.10 %
Miscellaneous federal grants	(37,709)	(30,893)	(6,816)	(22.06) %
Nonmajor governmental	<u>440,022</u>	<u>372,694</u>	<u>67,328</u>	<u>18.07 %</u>
Total	<u>\$ 143,261</u>	<u>\$ (138,773)</u>	<u>\$ 282,034</u>	<u>(203.23) %</u>

**General Fund**

The ESC's general fund balance increased by \$221,522. The tables that follow assist in illustrating the financial activities and change in fund balance of the general fund.

	<u>2021 Amount</u>	<u>2020 Amount</u>	Increase (Decrease)	Percentage Change
<b><u>Revenues</u></b>				
Charges for services	\$ 18,896,370	\$ 14,781,784	\$ 4,114,586	27.84 %
Tuition	1,174,642	2,395,272	(1,220,630)	(50.96) %
Earnings on investments	4,055	51,010	(46,955)	(92.05) %
Intergovernmental	1,437,201	1,951,053	(513,852)	(26.34) %
Other revenues	<u>254,801</u>	<u>88,696</u>	<u>166,105</u>	<u>187.27 %</u>
Total	<u>\$ 21,767,069</u>	<u>\$ 19,267,815</u>	<u>\$ 2,499,254</u>	<u>12.97 %</u>
<b><u>Expenditures</u></b>				
Instruction	\$ 9,952,631	\$ 6,674,163	\$ 3,278,468	49.12 %
Support services	10,976,525	12,071,004	(1,094,479)	(9.07) %
Non-instructional services	579,851	489,286	90,565	18.51 %
Debt service	<u>36,540</u>	<u>36,540</u>	<u>-</u>	<u>- %</u>
Total	<u>\$ 21,545,547</u>	<u>\$ 19,270,993</u>	<u>\$ 2,274,554</u>	<u>11.80 %</u>

The overall increase in general fund revenues and expenditures is a result of higher demand for contracted services from member entities. The primary source of revenue for the general fund comes from customer services and tuition revenues, which collectively comprise the revenue earned from services provided to other school districts. These two sources combined accounted for 92.21% of total general fund revenues in 2021, compared to 89.15% in the prior year.

**EDUCATIONAL SERVICE CENTER OF EASTERN OHIO  
MAHONING COUNTY, OHIO**

MANAGEMENT'S DISCUSSION AND ANALYSIS  
FOR THE FISCAL YEAR ENDED JUNE 30, 2021  
(UNAUDITED)

**Capital Assets and Debt Administration**

***Capital Assets***

At the end of fiscal year 2021, the ESC had \$358,116 invested in leasehold improvements, furniture and equipment and vehicles, net of accumulated depreciation. This entire amount is reported in governmental activities. The following table shows June 30, 2021 balances compared to June 30, 2020:

**Capital Assets at June 30  
(Net of Depreciation)**

	<u>Governmental Activities</u>	
	<u>2021</u>	<u>2020</u>
Leasehold improvements	\$ 205,851	\$ 289,130
Furniture and equipment	146,618	174,275
Vehicles	<u>5,647</u>	<u>6,902</u>
Total	<u>\$ 358,116</u>	<u>\$ 470,307</u>

There were no capital asset additions or disposals in fiscal year 2021. The ESC reported depreciation expense for the year of \$112,191. See Note 7 in the notes to the basic financial statements for additional information on the ESC's capital assets.

***Debt Administration***

At June 30, 2021, the only long-term debt outstanding for the ESC is capital lease obligations of \$12,041. This entire amount is due within one year. See Notes 8 and 9 in the notes to the basic financial statements for additional information on the ESC's debt administration.

**Current Financial Related Activities**

The ESC relies heavily on contracts with local, city, parochial and community schools in Mahoning County, State Foundation revenue, grants and the fiscal agency role we provide to several entities. The ESC's financial condition has remained stable. Through new contracts with locals, sponsorship capability and providing the fiscal and administrative role to several entities, the ESC will be able to provide the necessary funds to meet operating expenses in the future.

There are some challenges that the ESC faces that can affect funding. One challenge the ESC faces is the State's financial situation. The State has reduced dollars to the ESC's State Foundation, major programs and grants. These funds provide support to the ESC's programs that are offered to the districts the ESC serves. Without these funds local districts are forced to pay more of the services they contract for. The ESC is very sensitive to the cost of its programs to Mahoning County districts. Because of the funding reductions made from the State, the ESC's districts may be forced to contract for services from other entities who offer a better price.

**Contacting the ESC's Financial Management**

This financial report is designed to provide our citizens, and investors and creditors with a general overview of the ESC's finances and to show the ESC's accountability for the money it receives. If you have questions about this report or need additional financial information contact Mr. Ryan Jones, Treasurer, Educational Service Center of Eastern Ohio, 7320 North Palmyra Road, Canfield, Ohio 44406.

**EDUCATIONAL SERVICE CENTER OF EASTERN OHIO  
MAHONING COUNTY, OHIO**

STATEMENT OF NET POSITION  
JUNE 30, 2021

	<b>Governmental Activities</b>
<b>Assets:</b>	
Equity in pooled cash and investments	\$ 1,544,203
Receivables:	
Accounts	1,287,397
Intergovernmental	771,408
Loans	153,332
Materials and supplies inventory	58,605
Net OPEB asset	1,665,616
Capital assets:	
Depreciable capital assets, net	358,116
Total assets	5,838,677
<b>Deferred outflows of resources:</b>	
Pension	5,007,721
OPEB	741,654
Total deferred outflows of resources	5,749,375
<b>Liabilities:</b>	
Accounts payable	665,964
Accrued wages and benefits payable	1,382,047
Intergovernmental payable	183,067
Pension obligation payable	160,934
Unearned revenue	311,043
Long-term liabilities:	
Due within one year	117,152
Due in more than one year:	
Net pension liability	27,468,878
Net OPEB liability	1,369,187
Other amounts due in more than one year	315,125
Total liabilities	31,973,397
<b>Deferred inflows of resources:</b>	
Pension	5,151,386
OPEB	3,147,416
Total deferred inflows of resources	8,298,802
<b>Net position:</b>	
Net investment in capital assets	346,075
Restricted for:	
Capital projects	9,817
State funded programs	41,216
Federally funded programs	444,687
Student activities	4,577
Other purposes	246,200
Unrestricted (deficit)	(29,776,719)
Total net position (deficit)	\$ (28,684,147)

SEE ACCOMPANYING NOTES TO THE BASIC FINANCIAL STATEMENTS

**EDUCATIONAL SERVICE CENTER OF EASTERN OHIO  
MAHONING COUNTY, OHIO**

STATEMENT OF ACTIVITIES  
FOR THE FISCAL YEAR ENDED JUNE 30, 2021

	<u>Expenses</u>	<u>Program Revenues</u>		<u>Net (Expense)</u>
		<u>Charges for</u>	<u>Operating Grants</u>	<u>Revenue and</u>
		<u>Services and Sales</u>	<u>and Contributions</u>	<u>Changes in</u>
				<u>Net Position</u>
				<u>Governmental</u>
				<u>Activities</u>
<b>Governmental activities:</b>				
Instruction:				
Regular	\$ 4,773,601	\$ -	\$ 55,189	\$ (4,718,412)
Special	5,343,503	6,957,946	354,619	1,969,062
Vocational	17,522	-	17,840	318
Adult/continuing	3	-	-	(3)
Other	65,550	-	-	(65,550)
Support services:				
Pupil	6,935,470	8,196,484	1,172,248	2,433,262
Instructional staff	2,195,854	2,606,326	527,687	938,159
Board of education	40,648	-	20,000	(20,648)
Administration	647,995	855,160	21,485	228,650
Fiscal	653,443	830,265	85,060	261,882
Business	451,285	-	-	(451,285)
Operations and maintenance	1,128,722	-	75,904	(1,052,818)
Central	318,375	422,854	1,800	106,279
Operation of non-instructional services	1,444,105	-	1,303,721	(140,384)
Extracurricular activities	2,199	5,021	-	2,822
Interest and fiscal charges	1,733	-	-	(1,733)
Totals	<u>\$ 24,020,008</u>	<u>\$ 19,874,056</u>	<u>\$ 3,635,553</u>	<u>(510,399)</u>
<b>General revenues:</b>				
Grants and entitlements not restricted to specific programs				934,141
Investment earnings				2,816
Miscellaneous				187,706
Total general revenues				<u>1,124,663</u>
Change in net position				614,264
<b>Net position (deficit) at beginning of year</b>				<u>(29,298,411)</u>
<b>Net position (deficit) at end of year</b>				<u>\$ (28,684,147)</u>

SEE ACCOMPANYING NOTES TO THE BASIC FINANCIAL STATEMENTS

**EDUCATIONAL SERVICE CENTER OF EASTERN OHIO  
MAHONING COUNTY, OHIO**

BALANCE SHEET  
GOVERNMENTAL FUNDS  
JUNE 30, 2021

	<u>General</u>	<u>Miscellaneous Federal Grants</u>	<u>Nonmajor Governmental Funds</u>	<u>Total Governmental Funds</u>
<b>Assets:</b>				
Equity in pooled cash and investments	\$ 1,068,417	\$ -	\$ 475,786	\$ 1,544,203
Receivables:				
Accounts	1,198,522	-	88,875	1,287,397
Intergovernmental	-	627,652	143,756	771,408
Loans	153,332	-	-	153,332
Materials and supplies inventory	58,605	-	-	58,605
Due from other funds	367,647	-	-	367,647
Loans to other funds	3,613	-	-	3,613
Total assets	<u>\$ 2,850,136</u>	<u>\$ 627,652</u>	<u>\$ 708,417</u>	<u>\$ 4,186,205</u>
<b>Liabilities:</b>				
Accounts payable	\$ 522,796	\$ 26,795	\$ 116,373	\$ 665,964
Accrued wages and benefits payable	1,359,973	12,287	9,787	1,382,047
Compensated absences payable	5,792	-	-	5,792
Intergovernmental payable	182,981	29	57	183,067
Pension obligation payable	160,111	275	548	160,934
Due to other funds	-	280,217	87,430	367,647
Unearned revenue	311,043	-	-	311,043
Loans from other funds	-	-	3,613	3,613
Total liabilities	<u>2,542,696</u>	<u>319,603</u>	<u>217,808</u>	<u>3,080,107</u>
<b>Deferred inflows of resources:</b>				
Intergovernmental revenue not available	-	345,758	50,587	396,345
Charges for services revenue not available	566,492	-	-	566,492
Total deferred inflows of resources	<u>566,492</u>	<u>345,758</u>	<u>50,587</u>	<u>962,837</u>
<b>Fund balances:</b>				
Nonspendable:				
Materials and supplies inventory	58,605	-	-	58,605
Long-term loans	3,613	-	-	3,613
Unclaimed monies	27,414	-	-	27,414
Restricted:				
Capital improvements	-	-	9,817	9,817
State funded programs	-	-	41,216	41,216
Federally funded programs	-	-	134,294	134,294
Student activities	-	-	4,577	4,577
Other purposes	-	-	178,833	178,833
Committed:				
Capital improvements	-	-	138,245	138,245
Unassigned (deficit)	<u>(348,684)</u>	<u>(37,709)</u>	<u>(66,960)</u>	<u>(453,353)</u>
Total fund balances	<u>(259,052)</u>	<u>(37,709)</u>	<u>440,022</u>	<u>143,261</u>
Total liabilities, deferred inflows of resources and fund balances	<u>\$ 2,850,136</u>	<u>\$ 627,652</u>	<u>\$ 708,417</u>	<u>\$ 4,186,205</u>

SEE ACCOMPANYING NOTES TO THE BASIC FINANCIAL STATEMENTS

**EDUCATIONAL SERVICE CENTER OF EASTERN OHIO  
MAHONING COUNTY, OHIO**

RECONCILIATION OF TOTAL GOVERNMENTAL FUND BALANCES TO  
NET POSITION OF GOVERNMENTAL ACTIVITIES  
JUNE 30, 2021

<b>Total governmental fund balances</b>		\$	143,261
<i>Amounts reported for governmental activities on the statement of net position are different because:</i>			
Capital assets used in governmental activities are not financial resources and therefore are not reported in the funds.			358,116
Other long-term assets are not available to pay for current period expenditures and therefore are deferred inflows in the funds.			
Accounts receivable	\$	566,492	
Intergovernmental receivable		396,345	
Total		962,837	962,837
The net pension/OPEB assets & liabilities are not due and payable in the current period; therefore, the assets, liabilities and related deferred inflows/outflows are not reported in governmental funds.			
Deferred outflows - pension		5,007,721	
Deferred inflows - pension		(5,151,386)	
Net pension liability		(27,468,878)	
Deferred outflows - OPEB		741,654	
Deferred inflows - OPEB		(3,147,416)	
Net OPEB asset		1,665,616	
Net OPEB liability		(1,369,187)	
Total		(29,721,876)	(29,721,876)
Long-term liabilities are not due and payable in the current period and therefore are not reported in the funds.			
Capital lease obligations		(12,041)	
Compensated absences		(414,444)	
Total		(426,485)	(426,485)
<b>Net position of governmental activities</b>		\$	(28,684,147)

SEE ACCOMPANYING NOTES TO THE BASIC FINANCIAL STATEMENTS

**EDUCATIONAL SERVICE CENTER OF EASTERN OHIO  
MAHONING COUNTY, OHIO**

STATEMENT OF REVENUES, EXPENDITURES AND CHANGES IN FUND BALANCES  
GOVERNMENTAL FUNDS  
FOR THE FISCAL YEAR ENDED JUNE 30, 2021

	<u>General</u>	<u>Miscellaneous Federal Grants</u>	<u>Nonmajor Governmental Funds</u>	<u>Total Governmental Funds</u>
<b>Revenues:</b>				
From local sources:				
Intergovernmental	\$ 1,437,201	\$ 1,258,840	\$ 1,654,738	\$ 4,350,779
Investment earnings	4,055	-	-	4,055
Tuition and fees	1,174,642	-	-	1,174,642
Rental income	243	-	-	243
Charges for services	18,896,370	-	-	18,896,370
Contributions and donations	-	-	20,000	20,000
Miscellaneous	254,558	-	35,236	289,794
Total revenues	<u>21,767,069</u>	<u>1,258,840</u>	<u>1,709,974</u>	<u>24,735,883</u>
<b>Expenditures:</b>				
Current:				
Instruction:				
Regular	4,717,529	27,624	26,172	4,771,325
Special	5,169,449	15,164	307,803	5,492,416
Vocational	100	-	17,422	17,522
Adult/continuing	3	-	-	3
Other	65,550	-	-	65,550
Support services:				
Pupil	6,089,627	445,430	596,254	7,131,311
Instructional staff	1,864,089	218,200	229,969	2,312,258
Board of education	23,020	-	18,000	41,020
Administration	635,347	19,232	-	654,579
Fiscal	616,851	10,184	36,555	663,590
Business	356,805	-	-	356,805
Operations and maintenance	1,076,624	2,897	48,256	1,127,777
Central	314,162	-	1,800	315,962
Operation of non-instructional services	579,851	526,925	358,216	1,464,992
Extracurricular activities	-	-	2,199	2,199
Debt service:				
Principal retirement	34,807	-	-	34,807
Interest and fiscal charges	1,733	-	-	1,733
Total expenditures	<u>21,545,547</u>	<u>1,265,656</u>	<u>1,642,646</u>	<u>24,453,849</u>
Net change in fund balances	221,522	(6,816)	67,328	282,034
<b>Fund balances (deficit) at beginning of year</b>	<u>(480,574)</u>	<u>(30,893)</u>	<u>372,694</u>	<u>(138,773)</u>
<b>Fund balances (deficit) at end of year</b>	<u>\$ (259,052)</u>	<u>\$ (37,709)</u>	<u>\$ 440,022</u>	<u>\$ 143,261</u>

SEE ACCOMPANYING NOTES TO THE BASIC FINANCIAL STATEMENTS



**EDUCATIONAL SERVICE CENTER OF EASTERN OHIO  
MAHONING COUNTY, OHIO**

RECONCILIATION OF THE STATEMENT OF REVENUES, EXPENDITURES  
AND CHANGES IN FUND BALANCES OF GOVERNMENTAL FUNDS  
TO THE STATEMENT OF ACTIVITIES  
FOR THE FISCAL YEAR ENDED JUNE 30, 2021

<b>Net change in fund balances - total governmental funds</b>	\$	282,034
<i>Amounts reported for governmental activities in the statement of activities are different because:</i>		
Governmental funds report capital outlays as expenditures. However, in the statement of activities, the cost of those assets is allocated over their estimated useful lives as depreciation expense.		
Current year depreciation		(112,191)
Revenues in the statement of activities that do not provide current financial resources are not reported as revenues in the funds.		
Charges for services	(299,287)	
Earnings on investments	(1,239)	
Intergovernmental	198,915	
Total		(101,611)
Repayment of principal on debt obligations is an expenditure in the governmental funds, but the repayment reduces long-term liabilities on the statement of net position.		
		34,807
Contractually required contributions are reported as expenditures in governmental funds; however, the statement of net position reports these amounts as deferred outflows.		
Pension	1,682,706	
OPEB	3,022	
Total		1,685,728
Except for amounts reported as deferred inflows/outflows, changes in the net pension/OPEB liability/asset are reported as pension/OPEB expense in the statement of activities.		
Pension	(1,781,872)	
OPEB	583,032	
Total		(1,198,840)
Some expenses reported in the statement of activities, such as compensated absences, do not require the use of current financial resources and therefore are not reported as expenditures in governmental funds.		
		24,337
<b>Change in net position of governmental activities</b>	<b>\$</b>	<b>614,264</b>

SEE ACCOMPANYING NOTES TO THE BASIC FINANCIAL STATEMENTS

**EDUCATIONAL SERVICE CENTER OF EASTERN OHIO  
MAHONING COUNTY, OHIO**

STATEMENT OF FIDUCIARY NET POSITION  
FIDUCIARY FUNDS  
JUNE 30, 2021

	<b>Custodial</b>
<b>Assets:</b>	
Equity in pooled cash and investments	\$ 443
Receivables:	
Intergovernmental	511,707
Total assets	512,150
<b>Liabilities:</b>	
Accounts payable	60,120
Accrued wages and benefits	144,970
Intergovernmental payable	1,613
Pension obligation payable	15,574
Loans payable	153,332
Total liabilities	375,609
<b>Net position:</b>	
Restricted for:	
Individuals, organizations and other governments	136,541
Total net position	\$ 136,541

SEE ACCOMPANYING NOTES TO THE BASIC FINANCIAL STATEMENTS

**EDUCATIONAL SERVICE CENTER OF EASTERN OHIO  
MAHONING COUNTY, OHIO**

STATEMENT OF CHANGES IN FIDUCIARY NET POSITION  
FIDUCIARY FUNDS  
FOR THE FISCAL YEAR ENDED JUNE 30, 2021

	<u>Custodial</u>
<b>Additions:</b>	
Amounts received as fiscal agent	\$ 3,021,040
Total additions	<u>3,021,040</u>
<b>Deductions:</b>	
Distributions as fiscal agent	<u>3,013,592</u>
Total deductions	<u>3,013,592</u>
Change in net position	7,448
<b>Net position at beginning of year</b>	<u>129,093</u>
<b>Net position at end of year</b>	<u>\$ 136,541</u>

SEE ACCOMPANYING NOTES TO THE BASIC FINANCIAL STATEMENTS

**EDUCATIONAL SERVICE CENTER OF EASTERN OHIO  
MAHONING COUNTY, OHIO**

**NOTES TO THE BASIC FINANCIAL STATEMENTS  
FOR THE FISCAL YEAR ENDED JUNE 30, 2021**

**NOTE 1 - DESCRIPTION OF THE ESC**

The Educational Service Center of Eastern Ohio (the “ESC”), formerly the Mahoning County Educational Service Center, was established on July 18, 1914. The ESC provides administrative, curricular, instructional, pupil personnel and professional staff development services to local school districts. Direct instructional programs are provided to students with disabilities, preschool students and their families.

The ESC operates under a locally-elected five-member Governing Board form of government and provides educational services as mandated by State and federal agencies. The Governing Board oversees the ESC's operation and its staff of 156 certified and 47 non-certified personnel. Staff members support the educational efforts of 21 school districts, 2 community schools and various other entities throughout the County.

**NOTE 2 - SUMMARY OF SIGNIFICANT ACCOUNTING POLICIES**

The basic financial statements of the ESC have been prepared in conformity with accounting principles generally accepted in the United States of America (GAAP) as applied to governmental units. The Governmental Accounting Standards Board (GASB) is the accepted standard-setting body for establishing governmental accounting and financial reporting principles. The ESC’s significant accounting policies are described below.

**A. Reporting Entity**

The reporting entity has been defined in accordance with GASB Statement No. 14, “The Financial Reporting Entity” as amended by GASB Statement No. 39, “Determining Whether Certain Organizations Are Component Units” and GASB Statement No. 61, “The Financial Reporting Entity: Omnibus an amendment of GASB Statements No. 14 and No. 34”. The reporting entity is composed of the primary government and component units. The primary government consists of all funds, departments, boards and agencies that are not legally separate from the ESC. For the ESC, this includes general operations and student related activities of the ESC.

Component units are legally separate organizations for which the ESC is financially accountable. The ESC is financially accountable for an organization if the ESC appoints a voting majority of the organization’s Governing Board and (1) the ESC is able to significantly influence the programs or services performed or provided by the organization; or (2) the ESC is legally entitled to or can otherwise access the organization’s resources; or (3) the ESC is legally obligated or has otherwise assumed the responsibility to finance the deficits of, or provide financial support to, the organization; or (4) the ESC is obligated for the debt of the organization. Component units may also include organizations that are fiscally dependent on the ESC in that the ESC approves the budget, the issuance of debt or the levying of taxes. Certain organizations are also included as component units if the nature and significance of the relationship between the primary government and the organization is such that exclusion by the primary government would render the primary government’s financial statements incomplete or misleading. Based upon the application of these criteria, the ESC does not have any component units.

**EDUCATIONAL SERVICE CENTER OF EASTERN OHIO  
MAHONING COUNTY, OHIO**

**NOTES TO THE BASIC FINANCIAL STATEMENTS  
FOR THE FISCAL YEAR ENDED JUNE 30, 2021**

**NOTE 2 - SUMMARY OF SIGNIFICANT ACCOUNTING POLICIES - (Continued)**

*JOINTLY GOVERNED ORGANIZATIONS*

Area Cooperative Computerized Educational Service System (ACCESS)

ACCESS is a jointly governed organization among 26 school districts, 1 special education resource center, 2 county educational service centers, 9 non-public schools and 1 public library. The jointly governed organization was formed for the purpose of applying modern technology with the aid of computers and other electronic equipment to administrative and instructional functions among member districts. The eight-member Board of Directors consists of 2 treasurers and 6 superintendents from participating school districts. The ACCESS executive director and treasurer are ex-officio members of the Board of Directors. The degree of control exercised by any participating school district is limited to its representation on the Board. The assembly exercises total control over the operation of the consortium including budgeting, appropriating, contracting and designating management. The consortium revenues are generated from charges for services, State funding and E-rateable services.

State Support Team Region 5 (SST)

The SST is a jointly governed organization among the school districts located in Trumbull, Mahoning and Columbiana Counties and Youngstown City. The jointly governed organization was formed for the purpose of establishing an articulated, regional structure for professional development in which school districts, the business community, higher education and other groups cooperatively plan and implement effective professional development activities that are tied directly to school improvement and in particular, to improvements in instructional programs.

The SST is governed by a Governing Board made up of 19 representatives of the participating school districts, the business community and Youngstown State University. Members' terms rotate annually. The degree of control exercised by any participating school district is limited to its representation of the Governing Board. The ESC serves as fiscal agent for the SST.

Mahoning Valley Regional Council of Governments ("Council")

The Council was created as a regional council of governments by an Agreement between the Board of Education of the ESC, the Board of Education of the Struthers City School District ("Struthers CSD") and the Board of Education of the Canfield Local School District ("Canfield LSD"). The Council is governed by a Governing Board consisting of one elected member of the ESC and one elected board member from the county to be chosen by appointment from the ESC Board; the Struthers CSD Superintendent; the Canfield LSD Superintendent; and two at-large Superintendent representatives and one at-large Treasurer member. The ESC's Treasurer is the Fiscal Officer for the Council.

The Council employs personnel to perform teaching and non-teaching services for educational entities, and the Council provides for the assignment, reassignment, evaluation, discipline, compensation and fringe benefits for such personnel. The Council enters into service agreements with participating entities in which the entities agree to pay the Council a percentage of all personnel costs incurred by the Council required to perform the services desired.

*RELATED ORGANIZATIONS*

Mahoning County Career and Technical Center

The Mahoning County Career and Technical Center is a joint vocational school district as defined by Section 3311.18 of the Ohio Revised Code. As of June 30, 2021 three the Governing Board members of the ESC are also members of the Governing Board of the Mahoning County Career and Technical Center, which includes 4 other members. The Governing Board of the ESC cannot directly impose their will on the Mahoning County Career and Technical Center.

**EDUCATIONAL SERVICE CENTER OF EASTERN OHIO  
MAHONING COUNTY, OHIO**

NOTES TO THE BASIC FINANCIAL STATEMENTS  
FOR THE FISCAL YEAR ENDED JUNE 30, 2021

**NOTE 2 - SUMMARY OF SIGNIFICANT ACCOUNTING POLICIES - (Continued)**

*PUBLIC ENTITY RISK POOLS*

Southwestern Ohio Educational Purchasing Council

The ESC participates in a group rating plan (GRP) for workers' compensation as established under Section 4123.29 of the Ohio Revised Code. Participation in the GRP is limited to school districts that can meet the GRP's selection criteria. The firm of Hunter Consulting, Inc. provides administrative, cost control and actuarial services to the GRP. Each year, the ESC pays an enrollment fee to the GRP to cover the costs of administering the program.

Mahoning County School Employees Insurance Consortium

The Mahoning County School Employees Insurance Consortium is a shared risk pool comprised of 13 public school districts. The consortium is governed by an assembly, which consists of 1 representative from each participating school district (usually the superintendent or designee). The assembly elects officers for 1 year terms to serve as the Board of Directors. The assembly exercises control over the operation of the Consortium. All Consortium revenues are generated from charges for services.

**B. Fund Accounting**

The ESC uses funds to maintain its financial records during the year. A fund is defined as a fiscal and accounting entity with a self balancing set of accounts. There are three categories of funds: governmental, proprietary and fiduciary.

*GOVERNMENTAL FUNDS*

Governmental funds are those through which most governmental functions typically are financed. Governmental fund reporting focuses on the sources, uses and balances of current financial resources. Expendable assets are assigned to the various governmental funds according to the purposes for which they may or must be used. Current liabilities are assigned to the fund from which they will be paid. The difference between governmental fund assets and liabilities plus deferred inflows of resources is reported as fund balance.

The following is the ESC's major governmental fund:

*General fund* - The general fund is used to account for and report all financial resources not accounted for and reported in another fund. The general fund balance is available for any purpose provided it is expended or transferred according to the general laws of Ohio.

*Miscellaneous federal grants fund* - This fund is used to account for various monies received through state agencies from the federal government or directly from the federal government which are not classified elsewhere.

Other governmental funds of the ESC are used to account for a) the accumulation of resources to be used for the future capital needs of the ESC, and b) specific revenue sources that are restricted or committed to an expenditure for specified purposes other than debt service or capital projects.

*PROPRIETARY FUNDS*

Proprietary funds are used to account for the ESC's ongoing activities which are similar to those often found in the private sector. The ESC has no proprietary funds.

**EDUCATIONAL SERVICE CENTER OF EASTERN OHIO  
MAHONING COUNTY, OHIO**

**NOTES TO THE BASIC FINANCIAL STATEMENTS  
FOR THE FISCAL YEAR ENDED JUNE 30, 2021**

**NOTE 2 - SUMMARY OF SIGNIFICANT ACCOUNTING POLICIES - (Continued)**

*FIDUCIARY FUNDS*

Fiduciary fund reporting focuses on net position and changes in net position. The fiduciary fund category is split into four classifications: pension trust funds, investment trust funds, private-purpose trust funds and custodial funds. The ESC's only fiduciary funds are custodial funds, which account for monies collected and distributed on behalf of other entities in the ESC's capacity as their fiscal agent.

**C. Basis of Presentation and Measurement Focus**

Government-Wide Financial Statements - The statement of net position and the statement of activities display information about the ESC as a whole. These statements include the financial activities of the primary government, except for fiduciary funds.

The government-wide statement of activities presents a comparison between direct expenses and program revenues for each function or program of the governmental activities of the ESC. Direct expenses are those that are specifically associated with a service, program or department and therefore clearly identifiable to a particular function. Program revenues include amounts paid by the recipient of goods or services offered by the program and grants and contributions that are restricted to meeting the operational or capital requirements of a particular program. Revenues not classified as program revenues are presented as general revenues of the ESC.

The government-wide financial statements are prepared using the economic resources measurement focus. All assets and all liabilities associated with the operation of the ESC are included on the statement of net position.

Fund Financial Statements - Fund financial statements report detailed information about the ESC. The focus of governmental fund financial statements is on major funds rather than reporting funds by type. Each major fund is presented in a separate column and all nonmajor funds are aggregated into one column. Fiduciary funds are reported by fund type.

All governmental funds are accounted for using a flow of current financial resources measurement focus. With this measurement focus, only current assets, current liabilities and deferred inflows of resources generally are included on the balance sheet. The statement of revenues, expenditures and changes in fund balances reports on the sources (i.e., revenues and other financing sources) and uses (i.e., expenditures and other financing uses) of current financial resources. This approach differs from the manner in which the governmental activities of the government-wide financial statements are prepared. Governmental fund financial statements therefore include reconciliations with brief explanations to better identify the relationship between the government-wide statements and the statements for governmental funds.

The custodial fund is reported using the economic resources measurement focus.

**D. Basis of Accounting**

Basis of accounting determines when transactions are recorded in the financial records and reported on the financial statements. Government-wide financial statements are prepared using the accrual basis of accounting. Governmental funds use the modified accrual basis of accounting. Fiduciary funds also use the accrual basis of accounting.

**EDUCATIONAL SERVICE CENTER OF EASTERN OHIO  
MAHONING COUNTY, OHIO**

**NOTES TO THE BASIC FINANCIAL STATEMENTS  
FOR THE FISCAL YEAR ENDED JUNE 30, 2021**

**NOTE 2 - SUMMARY OF SIGNIFICANT ACCOUNTING POLICIES - (Continued)**

Revenues - Exchange and Nonexchange Transactions - Revenues resulting from exchange transactions, in which each party gives and receives essentially equal value, are recorded on the accrual basis when the exchange takes place. On a modified accrual basis, revenue is recorded in the fiscal year in which the resources are measurable and become available. Available means that the resources will be collected within the current fiscal year or are expected to be collected soon enough thereafter to be used to pay liabilities of the current fiscal year. For the ESC, available means expected to be received within sixty days of fiscal year end.

Nonexchange transactions, in which the ESC receives value without directly giving equal value in return, include grants, entitlements and donations.

Revenue from grants, entitlements and donations is recognized in the fiscal year in which all eligibility requirements have been satisfied. Eligibility requirements include timing requirements, which specify the year when the resources are required to be used or the fiscal year when use is first permitted, matching requirements, in which the ESC must provide local resources to be used for a specified purpose and expenditure requirements, in which the resources are provided to the ESC on a reimbursement basis. On a modified accrual basis, revenue from nonexchange transactions must also be available before it can be recognized.

Under the modified accrual basis, the following revenue sources are considered to be both measurable and available at fiscal year-end: tuition, grants, interest and contract services.

Deferred Outflows of Resources and Deferred Inflows of Resources - In addition to assets, the government-wide statement of net position will report a separate section for deferred outflows of resources. Deferred outflows of resources, represents a consumption of net position that applies to a future period and will not be recognized as an outflow of resources (expense/expenditure) until then. See Note 12 and Note 13 for deferred outflows of resources related the ESC's net pension liability and net OPEB liability/asset, respectively.

In addition to liabilities, both the government-wide statement of net position and the governmental fund financial statements report a separate section for deferred inflows of resources. Deferred inflows of resources represent an acquisition of net position that applies to a future period and will not be recognized as an inflow of resources (revenue) until that time. For the ESC, deferred inflows of resources include unavailable revenue. Unavailable revenue is reported only on the governmental funds balance sheet, and represents receivables which will not be collected within the available period. For the ESC unavailable revenue includes, but is not limited to, tuition, services provided to other entities and intergovernmental grants. These amounts are deferred and recognized as an inflow of resources in the period the amounts become available.

See Note 12 and Note 13 for deferred inflows of resources related to the ESC's net pension liability and net OPEB liability/asset, respectively. This deferred inflow of resources is only reported on the government-wide statement of net position.

Expenses/Expenditures - On the accrual basis of accounting, expenses are recognized at the time they are incurred.

The measurement focus of governmental fund accounting is on decreases in net financial resources (expenditures) rather than expenses. Expenditures are generally recognized in the accounting period in which the related fund liability is incurred, if measurable. Allocations of cost, such as depreciation and amortization, are not recognized in governmental funds.



**EDUCATIONAL SERVICE CENTER OF EASTERN OHIO  
MAHONING COUNTY, OHIO**

**NOTES TO THE BASIC FINANCIAL STATEMENTS  
FOR THE FISCAL YEAR ENDED JUNE 30, 2021**

**NOTE 2 - SUMMARY OF SIGNIFICANT ACCOUNTING POLICIES - (Continued)**

**E. Budgetary Process**

In fiscal year 2004, the ESC requirement to file budgetary information with the Ohio Department of Education was eliminated. Even though the budgetary process for the ESC was discretionary, the ESC continued to have its Board approve appropriations and estimated resources. The ESC's Board adopts an annual appropriation resolution, which is the Board's authorization to spend resources and sets annual limits on expenditures plus encumbrances at the level of control selected by the Board. The level of control has been established by the Board at the fund level for all funds. The ESC has elected not to present a budgetary schedule as supplementary information for the general fund and major special revenue funds.

**F. State Funding**

The ESC is funded by the State Board of Education from State funds for the cost of Part (A) of the budget.

Part (B) of the budget is funded in the following way: \$6.50 times the Average Daily Membership (ADM-the total number of pupils under the ESC's supervision) is apportioned by the State Board of Education from the participating school districts to which the ESC provides services from payments made under the State's foundation program. Simultaneously, \$37.00 times the sum of the ADM is paid by the State Board of Education from State funds to the ESC.

If additional funding is required and if a majority of the Boards of Education of the participating school districts approve, the cost of Part (B) of the budget that is in excess of \$43.50 times ADM approved by the State Board of Education is apportioned to the participating school districts through reductions in their State foundation. The State Board of Education initiates and supervises the procedure by which the participating Boards approve or disapprove the apportionment.

**G. Cash and Investments**

To improve cash management, cash received by the ESC is pooled in a central bank account. Monies for all funds are maintained in this pool. Individual fund integrity is maintained through the ESC's records. Each fund's interest in the pool is presented as "equity in pooled cash and investments" on the basic financial statements.

During fiscal year 2021, investments were limited to money market mutual funds, a sweep account, and the State Treasury Asset Reserve of Ohio (STAR Ohio). Except for nonparticipating investment contracts, investments are reported at fair value, which is based on quoted market prices.

STAR is an investment pool managed by the State Treasurer's Office which allows governments within the State to pool their funds for investment purposes. STAR Ohio is not registered with the SEC as an investment company, but has adopted Governmental Accounting Standards Board (GASB), Statement No. 79, "Certain External Investment Pools and Pool Participants." The ESC measures its investment in STAR Ohio at the net asset value (NAV) per share provided by STAR Ohio. The NAV per share is calculated on an amortized cost basis that provides an NAV per share that approximates fair value.

**EDUCATIONAL SERVICE CENTER OF EASTERN OHIO  
MAHONING COUNTY, OHIO**

**NOTES TO THE BASIC FINANCIAL STATEMENTS  
FOR THE FISCAL YEAR ENDED JUNE 30, 2021**

**NOTE 2 - SUMMARY OF SIGNIFICANT ACCOUNTING POLICIES - (Continued)**

For fiscal year 2021, there were no limitations or restrictions on any participant withdrawals due to redemption notice periods, liquidity fees, or redemption gates. However, notice must be given 24 hours in advance of all deposits and withdrawals of \$100 million or more. STAR Ohio reserves the right to limit the transaction to \$250 million, requiring the excess amount to be transacted the following business day(s), but only to the \$250 million limit. All accounts of the participant will be combined for these purposes.

Following Ohio statutes, the Governing Board has, by resolution, specified the funds to receive an allocation of interest. Interest revenue credited to the general fund during fiscal year 2021 was \$4,055, which does not include any amounts assigned from other ESC funds.

For presentation on the basic financial statements, investments of the cash management pool and investments with original maturities of three months or less at the time they are purchased by the ESC are considered to be cash equivalents. Investments with an initial maturity of more than three months are reported as investments.

An analysis of the ESC's investment account at year end is provided in Note 4.

**H. Prepayments**

Payments made to vendors for services that will benefit periods beyond June 30, 2021, are recorded as prepaid items using the consumption method. A current asset for the prepaid amount is recorded at the time of purchase and an expenditure/expense is reported in the year in which services are consumed. The ESC had no prepayments at June 30, 2021.

**I. Inventory**

On government-wide and fund financial statements, inventories are presented at the lower of cost or market on a first-in, first-out basis and are expensed when used. Inventories are accounted for using the consumption method. Inventory consists of expendable supplies held for consumption.

On the fund financial statements, reported supplies inventory is equally offset by nonspendable fund balance which indicates that it does not constitute available spendable resources, even though it is a component of net current assets.

**J. Capital Assets**

General capital assets are those assets specifically related to governmental activities. These assets generally result from expenditures in the governmental funds. These assets are reported in the governmental activities column of the government-wide statement of net position, but are not reported in the fund financial statements.

All capital assets are capitalized at cost (or estimated historical cost) and updated for additions and retirements during the year. Donated capital assets are recorded at their acquisition values as of the date received. The ESC maintains a capitalization threshold of \$1,000. The ESC does not possess any infrastructure. Improvements are capitalized; the costs of normal maintenance and repairs that do not add to the value of the asset or materially extend an asset's life are not.

**EDUCATIONAL SERVICE CENTER OF EASTERN OHIO  
MAHONING COUNTY, OHIO**

**NOTES TO THE BASIC FINANCIAL STATEMENTS  
FOR THE FISCAL YEAR ENDED JUNE 30, 2021**

**NOTE 2 - SUMMARY OF SIGNIFICANT ACCOUNTING POLICIES - (Continued)**

All reported capital assets are depreciated. Improvements are depreciated over the remaining useful lives of the related capital assets. Depreciation is computed using the straight-line method over the following useful lives:

<u>Description</u>	<u>Estimated Lives</u>
Land improvements	5 years
Leasehold improvements	7 years
Furniture and equipment	5 - 15 years
Vehicles	10 - 11 years

**K. Compensated Absences**

GASB Statement No. 16, "Accounting for Compensated Absences", specifies the method used to accrue liabilities for leave benefits. Vacation benefits are accrued as a liability as the benefits are earned if the employees' rights to receive compensation are attributable to services already rendered and it is probable that the ESC will compensate the employees for the benefits through paid time off or some other means. The ESC records a liability for accumulated unused vacation time when earned for all certified and classified 260 day employees.

Sick leave benefits are accrued as a liability using the termination method. An accrual for earned sick leave is made to the extent that is probable that benefits will result in termination payments. The liability is an estimate based on the ESC's past experience of making termination payments.

The total liability for vacation and sick leave payments has been calculated using pay rates in effect at June 30, 2021 and reduced to the maximum payment allowed by labor contract and/or statute, plus any additional salary related payments.

The entire compensated absence liability is reported on the government-wide financial statements. In the governmental fund financial statements, compensated absences are reported to the extent that a known liability for an employee's retirement/resignation has been incurred by fiscal year end. These amounts are recorded in the account "compensated absences payable" in the fund from which the employees are paid.

**L. Interfund Balances**

On the fund financial statements, receivables and payables resulting from short-term interfund loans are classified as "interfund loans receivable/payable" or "due to/from other funds". On fund financial statements, receivables and payables resulting from long-term interfund loans are classified as "loans to/from other funds". These amounts are eliminated in the governmental type activities columns of the statement of net position.

**M. Pass-Through Grants**

The ESC is the primary recipient of grants, which are passed-through to or spent on behalf of the local school districts within the County. When the ESC has a financial or administrative role in the grants, the grants are reported as revenues and expenditures in a nonmajor governmental fund. Grants in which the ESC has no financial or administrative role and are passed-through to the local school districts in the County are reported in a custodial fund.

EDUCATIONAL SERVICE CENTER OF EASTERN OHIO  
MAHONING COUNTY, OHIO

NOTES TO THE BASIC FINANCIAL STATEMENTS  
FOR THE FISCAL YEAR ENDED JUNE 30, 2021

**NOTE 2 - SUMMARY OF SIGNIFICANT ACCOUNTING POLICIES - (Continued)**

**N. Accrued Liabilities and Long-Term Obligations**

All payables, accrued liabilities and long-term obligations are reported in the government-wide financial statements.

In general, governmental fund payables and accrued liabilities that, once incurred, are paid in a timely manner and in full from current financial resources are reported as obligations of the funds. However, compensated absences that will be paid from governmental funds are reported as a liability in the fund financial statements only to the extent that they are due for payment during the current year. Leases are recognized as a liability on the fund financial statements when due. Net pension/OPEB liability should be recognized in the governmental funds to the extent that benefit payments are due and payable and the pension/OPEB plan's fiduciary net position is not sufficient for payment of those benefits.

**O. Fund Balance**

Fund balance is divided into five classifications based primarily on the extent to which the ESC is bound to observe constraints imposed upon the use of the resources in the governmental funds. The classifications are as follows:

*Nonspendable* - The nonspendable fund balance classification includes amounts that cannot be spent because they are not in spendable form or legally required to be maintained intact. The "not in spendable form" criterion includes items that are not expected to be converted to cash. It also includes the long-term amount of loans receivable.

*Restricted* - Fund balance is reported as restricted when constraints are placed on the use of resources that are either externally imposed by creditors (such as through debt covenants), grantors, contributors, or laws or regulations of other governments, or imposed by law through constitutional provisions or enabling legislation.

*Committed* - The committed fund balance classification includes amounts that can be used only for the specific purposes imposed by a formal action (resolution) of the ESC's Governing Board (the highest level of decision making authority). Those committed amounts cannot be used for any other purpose unless the Governing Board removes or changes the specified use by taking the same type of action (resolution) it employed to previously commit those amounts. Committed fund balance also incorporates contractual obligations to the extent that existing resources in the fund have been specifically committed for use in satisfying those contractual requirements.

*Assigned* - Amounts in the assigned fund balance classification are intended to be used by the ESC for specific purposes, but do not meet the criteria to be classified as restricted nor committed. In governmental funds other than the general fund, assigned fund balance represents the remaining amount that is not restricted or committed. In the general fund, assigned amounts represent intended uses established by policies of the ESC's Governing Board, which includes giving the Treasurer the authority to constrain monies for intended purposes. An assigned amount in the general fund is also reported if a portion of existing fund balance is included as a budgetary resource when the appropriation measure is adopted for the subsequent year.

*Unassigned* - Unassigned fund balance is the residual classification for the general fund and includes all spendable amounts not contained in the other classifications. In other governmental funds, the unassigned classification is only used to report a deficit fund balance resulting from overspending for specific purposes for which amounts had been restricted, committed, or assigned.

**EDUCATIONAL SERVICE CENTER OF EASTERN OHIO  
MAHONING COUNTY, OHIO**

**NOTES TO THE BASIC FINANCIAL STATEMENTS  
FOR THE FISCAL YEAR ENDED JUNE 30, 2021**

**NOTE 2 - SUMMARY OF SIGNIFICANT ACCOUNTING POLICIES - (Continued)**

The ESC applies restricted resources first when expenditures are incurred for purposes for which restricted and unrestricted (committed, assigned, and unassigned) fund balance is available. Similarly, within unrestricted fund balance, committed amounts are reduced first followed by assigned, and then unassigned amounts when expenditures are incurred for purposes for which amounts in any of the unrestricted fund balance classifications could be used.

**P. Net Position**

Net position represents the difference between assets and deferred outflows of resources and liabilities and deferred inflows of resources. The net position component “net investment in capital assets,” consists of capital assets, net of accumulated depreciation, reduced by the outstanding balances of any borrowing used for the acquisition, construction or improvement of those assets. Deferred outflows of resources and deferred inflows of resources that are attributable to the acquisition, construction or improvement of those assets or related debt also should be included in this component of net position. Net position is reported as restricted when there are limitations imposed on its use either through the enabling legislation adopted by the ESC or through external restrictions imposed by creditors, grantors or laws or regulations of other governments. The amount restricted for other purposes represents amounts restricted for education foundation.

The ESC applies restricted resources first when an expense is incurred for purposes for which both restricted and unrestricted net position is available.

**Q. Estimates**

The preparation of the basic financial statements in conformity with GAAP requires management to make estimates and assumptions that affect the amounts reported in the basic financial statements and accompanying notes. Actual results may differ from those estimates.

**R. Interfund Activity**

Exchange transactions between funds are reported as revenues in the seller funds and as expenditures/expenses in the purchaser funds. Flows of cash or goods from one fund to another without a requirement for repayment are reported as interfund transfers. Repayments from funds responsible for particular expenditures/expenses to the funds that initially paid for them are not presented on the basic financial statements. Interfund activities between governmental funds are eliminated in the statement of activities.

**S. Extraordinary and Special Items**

Extraordinary items are transactions or events that are both unusual in nature and infrequent in occurrence. Special items are transactions or events that are within the control of the Governing Board and that are either unusual in nature or infrequent in occurrence. Neither type of transaction occurred during fiscal year 2021.

**EDUCATIONAL SERVICE CENTER OF EASTERN OHIO  
MAHONING COUNTY, OHIO**

NOTES TO THE BASIC FINANCIAL STATEMENTS  
FOR THE FISCAL YEAR ENDED JUNE 30, 2021

**NOTE 2 - SUMMARY OF SIGNIFICANT ACCOUNTING POLICIES - (Continued)**

**T. Pensions/Other Postemployment Benefits (OPEB)**

For purposes of measuring the net pension/OPEB liability, net OPEB asset, deferred outflows of resources and deferred inflows of resources related pensions/OPEB, and pension /OPEB expense, information about the fiduciary net position of the pension/OPEB plans and additions to/deductions from their fiduciary net position have been determined on the same basis as they are reported by the pension/OPEB plan. For this purpose, benefit payments (including refunds of employee contributions) are recognized when due and payable in accordance with the benefit terms. The pension/OPEB plans report investments at fair value.

**U. Fair Value**

The ESC categorizes its fair value measurements within the fair value hierarchy established by generally accepted accounting principles. The hierarchy is based on the valuation inputs used to measure the fair value of the asset. Level 1 inputs are quoted prices in active markets for identical assets; Level 2 inputs are significant other observable inputs; Level 3 inputs are significant unobservable inputs.

**NOTE 3 - ACCOUNTABILITY AND COMPLIANCE**

**A. Change in Accounting Principles**

For fiscal year 2021, the ESC has applied GASB Statement No. 95, "*Postponement of the Effective Dates of Certain Authoritative Guidance.*" GASB Statement No. 95 provides temporary relief to governments and other stakeholders in light of the COVID-19 pandemic. This objective is accomplished by postponing the effective dates of certain provisions in Statements and Implementation Guides that first became effective or are scheduled to become effective for periods beginning after June 15, 2018, and later.

Certain provisions contained in the following pronouncements were scheduled to be implemented for the fiscal year ended June 30, 2021. Due to the implementation of GASB Statement No. 95, the effective dates of certain provisions contained in these pronouncements are postponed until the fiscal year ended June 30, 2022:

- Statement No. 87, *Leases*
- Implementation Guide No. 2019-3, *Leases*
- Statement No. 89, *Accounting for Interest Cost Incurred before the End of a Construction Period*
- Statement No. 92, *Omnibus 2020*
- Statement No. 93, *Replacement of Interbank Offered Rates*

**EDUCATIONAL SERVICE CENTER OF EASTERN OHIO  
MAHONING COUNTY, OHIO**

NOTES TO THE BASIC FINANCIAL STATEMENTS  
FOR THE FISCAL YEAR ENDED JUNE 30, 2021

**NOTE 3 - ACCOUNTABILITY AND COMPLIANCE - (Continued)**

**B. Deficit Fund Balances**

Fund balances at June 30, 2021 included the following individual fund deficits:

	<u>Deficit</u>
General fund	\$ 259,052
Miscellaneous federal grants	37,709
 <u>Nonmajor funds</u>	
Early childhood education	4,211
Miscellaneous state grants	61,131
Elementary and secondary school emergency relief	4
Coronavirus relief	1,614

The deficit fund balances resulted from adjustments for accrued liabilities and/or advance spending of approved grant monies.

**NOTE 4 - DEPOSITS AND INVESTMENTS**

State statutes classify monies held by the ESC into three categories.

Active deposits are public deposits necessary to meet current demands on the treasury. Such monies must be maintained either as cash in the ESC treasury, in commercial accounts payable or withdrawable on demand, including negotiable order of withdrawal (NOW) accounts, or in money market deposit accounts.

Inactive deposits are public deposits that the Governing Board has identified as not required for use within the current five year period of designation of depositories. Inactive deposits must either be evidenced by certificates of deposit maturing not later than the end of the current period of designation of depositories, or by savings or deposit accounts including, but not limited to, passbook accounts.

Interim deposits are deposits of interim monies. Interim monies are those monies which are not needed for immediate use, but which will be needed before the end of the current period of designation of depositories.

Interim deposits must be evidenced by time certificates of deposit maturing not more than one year from the date of deposit or by savings or deposit accounts including passbook accounts.

Interim monies held by the ESC can be deposited or invested in the following securities:

1. United States Treasury bills, bonds, notes, or any other obligation or security issued by the United States Treasury, or any other obligation guaranteed as to principal and interest by the United States;
2. Bonds, notes, debentures, or any other obligation or security issued by any federal government agency or instrumentality, including, but not limited to, the Federal National Mortgage Association, Federal Home Loan Bank, Federal Farm Credit Bank, Federal Home Loan Mortgage Corporation, and Government National Mortgage Association. All federal agency securities shall be direct issuances of federal government agencies or instrumentalities;

**EDUCATIONAL SERVICE CENTER OF EASTERN OHIO  
MAHONING COUNTY, OHIO**

**NOTES TO THE BASIC FINANCIAL STATEMENTS  
FOR THE FISCAL YEAR ENDED JUNE 30, 2021**

**NOTE 4 - DEPOSITS AND INVESTMENTS - (Continued)**

3. Written repurchase agreements in the securities listed above provided that the fair value of the securities subject to the repurchase agreement must exceed the principal value of the agreement by at least two percent and be marked to market daily, and that the term of the agreement must not exceed thirty days;
4. Bonds and other obligations of the State of Ohio, and with certain limitations including a requirement for maturity within ten years from the date of settlement, bonds and other obligations of political subdivisions of the State of Ohio, if training requirements have been met;
5. Time certificates of deposit or savings or deposit accounts including, but not limited to, passbook accounts;
6. No-load money market mutual funds consisting exclusively of obligations described in division (1) or (2) and repurchase agreements secured by such obligations, provided that investments in securities described in this division are made only through eligible institutions;
7. The State Treasurer's investment pool, the State Treasury Asset Reserve of Ohio (STAR Ohio); and,
8. Certain banker's acceptance for a period not to exceed one hundred eighty days) and commercial paper notes (for a period not to exceed two hundred seventy days) in an amount not to exceed 40 percent of the interim monies available for investment at any one time if training requirements have been met.

Protection of the deposits is provided by the Federal Deposit Insurance Corporation (FDIC), by eligible securities pledged by the financial institution as security for repayment, or by the financial institutions participation in the Ohio Pooled Collateral System (OPCS), a collateral pool of eligible securities deposited with a qualified trustee and pledged to the Treasurer of State to secure the repayment of all public monies deposited in the financial institution.

Investments in stripped principal or interest obligations, reverse repurchase agreements and derivatives are prohibited. The issuance of taxable notes for the purpose of arbitrage, the use of leverage and short selling are also prohibited. Except as noted above, an investment must mature within five years from the date of purchase unless matched to a specific obligation or debt of the District, and must be purchased with the expectation that it will be held to maturity. Investments may only be made through specified dealers and institutions. Payment for investments may be made only upon delivery of the securities representing the investments to the Treasurer or, if the securities are not represented by a certificate, upon receipt of confirmation of transfer from the custodian.

**A. Deposits with Financial Institutions**

At June 30, 2021, the carrying amount of all ESC deposits was a deficit of \$251,714, exclusive of the investments as shown below. The bank balance of all ESC deposits was \$99,643, all of which is covered by the FDIC.



**EDUCATIONAL SERVICE CENTER OF EASTERN OHIO  
MAHONING COUNTY, OHIO**

NOTES TO THE BASIC FINANCIAL STATEMENTS  
FOR THE FISCAL YEAR ENDED JUNE 30, 2021

**NOTE 4 - DEPOSITS AND INVESTMENTS - (Continued)**

**B. Investments**

As of June 30, 2021, the ESC had the following investments and maturities:

<u>Measurement/ Investment type</u>	<u>Measurement Value</u>	<u>Investment Maturities</u>	
			<u>6 months or less</u>
<i>Fair Value:</i>			
Money Market			
Mutual Funds	\$ 976,044	\$	976,044
Sweep Account	275,311		275,311
<i>Amortized Cost:</i>			
STAR Ohio	<u>545,005</u>		<u>545,005</u>
Total	<u>\$ 1,796,360</u>	\$	<u>1,796,360</u>

The weighted average maturity of investments is approximately 17 days.

The ESC's investments measured at fair value are valued using quoted prices in markets that are not considered to be active, dealer quotations or alternative pricing sources for similar assets or liabilities for which all significant inputs are observable, either directly or indirectly (Level 2 inputs).

*Interest Rate Risk:* As a means of limiting its exposure to fair value losses arising from rising interest rates and according to State law, the ESC's investment policy limits investment portfolio maturities to five years or less.

*Credit Risk:* STAR Ohio and U.S. Government money market mutual funds carry a rating of AAAm by Standard & Poor's. Ohio law requires that STAR Ohio maintain the highest rating provided by at least one nationally recognized standard rating service. The ESC's investment policy does not specifically address credit risk beyond requiring the ESC to invest in securities authorized by State statute.

*Custodial Credit Risk:* For an investment, custodial credit risk is the risk that, in the event of the failure of the counterparty, the ESC will not be able to recover the value of its investments or collateral securities that are in the possession of an outside party. The ESC has no investment policy dealing with investment custodial risk beyond the requirement in State statute that prohibits payment for investments prior to the delivery of the securities representing such investments to the Treasurer or qualified trustee.

*Concentration of Credit Risk:* The ESC places no limit on the amount that may be invested in any one issuer. The following table includes the percentage of each investment type held by the ESC at June 30, 2021:

<u>Measurement/Investment type</u>	<u>Measurement Value</u>	<u>% of Total</u>
<i>Fair Value:</i>		
Money Market Mutual Funds	\$ 976,044	54.33
Sweep Account	275,311	15.33
<i>Amortized Cost:</i>		
STAR Ohio	<u>545,005</u>	<u>30.34</u>
Total	<u>\$ 1,796,360</u>	<u>100.00</u>

**EDUCATIONAL SERVICE CENTER OF EASTERN OHIO  
MAHONING COUNTY, OHIO**

NOTES TO THE BASIC FINANCIAL STATEMENTS  
FOR THE FISCAL YEAR ENDED JUNE 30, 2021

**NOTE 4 - DEPOSITS AND INVESTMENTS - (Continued)**

**C. Reconciliation of Cash and Investments to the Statement of Net Position**

The following is a reconciliation of cash and investments as reported in the note above to cash and investments as reported on the statement of net position as of June 30, 2021:

<u>Cash and investments per note</u>	
Carrying amount of deposits	\$ (251,714)
Investments	<u>1,796,360</u>
Total	<u>\$ 1,544,646</u>
<u>Cash and investments per statement of net position</u>	
Governmental activities	\$ 1,544,203
Custodial funds	<u>443</u>
Total	<u>\$ 1,544,646</u>

**NOTE 5 - INTERFUND TRANSACTIONS**

- A. Interfund balances at June 30, 2021 as reported on the fund statements, consist of the following “loans to/from other funds”:

<u>Receivable fund</u>	<u>Payable fund</u>	<u>Amount</u>
General fund	Nonmajor governmental funds	\$ 3,613

The primary purpose of the interfund balances is to cover costs in specific funds where revenues were not received by June 30. These interfund balances will be repaid once the anticipated revenues are received, which is not expected to be within one year. Interfund balances between governmental funds are eliminated on the government-wide financial statements; therefore, no internal balances at June 30, 2021 are reported on the statement of net position.

- B. Interfund balances at June 30, 2021 as reported on the fund statements, consist of the following “due to/from other funds”:

<u>Receivable fund</u>	<u>Payable fund</u>	<u>Amount</u>
General fund	Miscellaneous federal grants fund	\$ 280,217
General fund	Nonmajor governmental funds	<u>87,430</u>
		<u>\$ 367,647</u>

The primary purpose of the interfund balances is to cover negative cash balances at year-end. These interfund balances will be repaid once the anticipated revenues are received, which is expected to be within one year. Interfund balances between governmental funds are eliminated on the government-wide financial statements; therefore, no internal balances at June 30, 2021 are reported on the statement of net position.

**EDUCATIONAL SERVICE CENTER OF EASTERN OHIO  
MAHONING COUNTY, OHIO**

NOTES TO THE BASIC FINANCIAL STATEMENTS  
FOR THE FISCAL YEAR ENDED JUNE 30, 2021

**NOTE 6 - RECEIVABLES**

Receivables at June 30, 2021, as reported on the government-wide statement of net position, consisted of accounts (fees and other charges for services), intergovernmental grants and fees charged to other governmental entities, and loans (to cover negative year-end cash balances in custodial funds). All receivables are considered collectible in full. Receivables have been disaggregated on the face of the basic financial statements. All government-wide receivables are expected to be collected within one year.

**NOTE 7 - CAPITAL ASSETS**

Capital asset activity for the fiscal year ended June 30, 2021, was as follows:

	<u>Balance</u>	<u>Additions</u>	<u>Disposals</u>	<u>Balance</u>
	<u>06/30/20</u>			<u>06/30/21</u>
<b>Governmental activities:</b>				
<i>Capital assets, being depreciated:</i>				
Land improvements	\$ 2,482	\$ -	\$ -	\$ 2,482
Leasehold improvements	578,260	-	-	578,260
Furniture and equipment	1,713,354	-	(78,039)	1,635,315
Vehicles	80,944	-	-	80,944
	<u>2,375,040</u>	<u>-</u>	<u>(78,039)</u>	<u>2,297,001</u>
Total capital assets, being depreciated				
<i>Less: accumulated depreciation:</i>				
Land improvements	(2,482)	-	-	(2,482)
Leasehold improvements	(289,130)	(83,279)	-	(372,409)
Furniture and equipment	(1,539,079)	(27,657)	78,039	(1,488,697)
Vehicles	(74,042)	(1,255)	-	(75,297)
	<u>(1,904,733)</u>	<u>(112,191)</u>	<u>78,039</u>	<u>(1,938,885)</u>
Total accumulated depreciation				
Governmental activities capital assets, net	<u>\$ 470,307</u>	<u>\$ (112,191)</u>	<u>\$ -</u>	<u>\$ 358,116</u>

Depreciation expense was charged to governmental functions as follows:

<u>Instruction:</u>	
Regular	\$ 3,448
Special	978
<u>Support services:</u>	
Pupil	358
Instructional staff	1,361
Administration	563
Business	102,970
Operations and maintenance	945
Operation of non-instructional services	<u>1,568</u>
Total depreciation expense	<u>\$ 112,191</u>

**EDUCATIONAL SERVICE CENTER OF EASTERN OHIO  
MAHONING COUNTY, OHIO**

NOTES TO THE BASIC FINANCIAL STATEMENTS  
FOR THE FISCAL YEAR ENDED JUNE 30, 2021

**NOTE 8 - CAPITAL LEASES - LESSEE DISCLOSURE**

The ESC has entered into lease agreements for the acquisition of copiers. The leases qualify as a capital lease for accounting purposes and, therefore, a liability has been recorded at the present value of the future minimum lease payments at inception. Capital assets consisting of equipment have been capitalized in the amount of \$200,744. Accumulated depreciation at June 30, 2021 was \$97,531 leaving a current book value of \$103,213.

Principal and interest payments are made from the general fund and totaled \$34,807 and \$1,733, respectively, for fiscal year 2021. The following is a schedule of the future long-term minimum lease payments required under the lease agreement and the present value of the minimum lease payments as of June 30, 2021.

Fiscal Year Ending <u>June 30,</u>	<u>Amount</u>
2022	\$ 12,181
Less: amount representing interest	<u>(140)</u>
Present value of minimum lease payments	<u>\$ 12,041</u>

**NOTE 9 - LONG-TERM OBLIGATIONS**

During fiscal year 2021, the following changes occurred in governmental activities long-term obligations:

	Balance Outstanding <u>06/30/20</u>	<u>Additions</u>	<u>Reductions</u>	Balance Outstanding <u>06/30/21</u>	Amounts Due in <u>One Year</u>
Capital lease obligations	\$ 46,848	\$ -	\$ (34,807)	\$ 12,041	\$ 12,041
Compensated absences	492,293	65,679	(137,736)	420,236	105,111
Net pension liability	29,311,429	-	(1,842,551)	27,468,878	-
Net OPEB liability	<u>1,768,066</u>	<u>-</u>	<u>(398,879)</u>	<u>1,369,187</u>	<u>-</u>
Total	<u>\$ 31,618,636</u>	<u>\$ 65,679</u>	<u>\$ (2,413,973)</u>	<u>\$ 29,270,342</u>	<u>\$ 117,152</u>

Compensated absences, net pension liability, and net OPEB liability will be paid from the fund from which the employee's salaries are paid which is primarily the general fund. The capital lease is paid from the general fund; see Note 8 for more detail. See Note 12 and Note 13 for detail on the net pension liability and net OPEB liability, respectively.

**NOTE 10 - EMPLOYEE BENEFITS**

**A. Compensated Absences**

The criteria for determining vacation and sick leave benefits are derived from the negotiated agreement and State laws. Certified and classified 260 day employees earn 10 to 20 days of vacation per year, depending upon length of service. Accumulated unused vacation time is paid to certified and classified employees upon termination of employment. Teachers and certificated personnel employed for less than 260 days do not earn vacation time. Teachers, administrators and classified employees earn sick leave at the rate of one and one-fourth days per month. Sick leave may be accumulated up to 260 days. Upon retirement, payment is made for one-fourth of the total sick leave accumulation, up to a maximum of 53 days.

**EDUCATIONAL SERVICE CENTER OF EASTERN OHIO  
MAHONING COUNTY, OHIO**

**NOTES TO THE BASIC FINANCIAL STATEMENTS  
FOR THE FISCAL YEAR ENDED JUNE 30, 2021**

**NOTE 10 - EMPLOYEE BENEFITS - (Continued)**

**B. Life Insurance**

The ESC provides group life insurance and accidental death and dismemberment insurance to most employees through American United Life Insurance Company/OneAmerica Company, in the amount of \$25,000.

**NOTE 11 - RISK MANAGEMENT**

**A. Property and Liability**

The ESC is exposed to various risks of loss related to torts; theft of, damage to, and destruction of assets; errors and omissions; injuries to employees; and natural disasters. During fiscal year 2021, the ESC utilized the following insurance broker, L. Calvin Jones, LLC, for property and general liability insurance.

Professional liability is provided by the Selective Insurance Company with a \$3,000,000 annual aggregate/\$1,000,000 single occurrence limit and \$1,000 deductible. Additionally, the ESC carries a \$4,000,000 Umbrella policy. Vehicles are covered by the Selective Insurance Company and hold a \$500 deductible for comprehensive and collision. Automobile liability has a \$1,000,000 combined single limit of liability. Settled claims have not exceeded this commercial coverage in any of the past three years. There has not been a significant reduction in coverage from the prior year.

**B. Workers' Compensation**

For fiscal year 2021, the ESC participated in the Southwestern Ohio Educational Purchasing Council's, Schools B, Workers' Compensation Group Rating Plan (GRP), an insurance purchasing pool (see Note 2.A.). The intent of the GRP is to achieve the benefit of a reduced premium for the ESC by virtue of its grouping and representation with other participants in the GRP. The workers' compensation experience of the participating members is calculated as one experience and a common premium rate is applied to all members in the GRP. Each participant pays its workers' compensation premium to the state based on the rate for the GRP rather than its individual performance rate. Total savings are then calculated and each participant's individual performance is compared to the overall savings percentage of the GRP. A participant will then either receive money from or be required to contribute to the "equity pooling fund". This "equity pooling" arrangement insures that each participant shares equally in the overall performance of the GRP.

Participation in the GRP is limited to members that can meet the GRP's selection criteria. The Benefits 1 Group provides administrative, cost control and actuarial services to the GRP.

**EDUCATIONAL SERVICE CENTER OF EASTERN OHIO  
MAHONING COUNTY, OHIO**

NOTES TO THE BASIC FINANCIAL STATEMENTS  
FOR THE FISCAL YEAR ENDED JUNE 30, 2021

**NOTE 11 - RISK MANAGEMENT - (Continued)**

**C. Employee Medical Benefits**

The ESC has contracted with the Mahoning County School Employees Insurance Consortium to provide employee medical/surgical, dental and prescription drug benefits. Monthly premiums are as follows:

	Single Coverage		Family Coverage	
	Employee Share	Board Share	Employee Share	Board Share
Life	\$ -	\$ 2.38	\$ 1.60	\$ 2.38
Dental	6.49	29.59	21.73	65.19
Medical/Prescription	123.29	561.65	479.44	1,438.32
Vision	5.48	-	16.42	-
	Employee Spouse Coverage		Employee Children Coverage	
	Employee Share	Board Share	Employee Share	Board Share
Life	N/A	N/A	N/A	N/A
Dental	16.96	50.86	15.15	45.45
Medical/Prescription	359.58	1,078.72	291.09	873.27
Vision	10.96	-	9.84	-

Group Life Insurance - \$25,000

Employee Paid Supplemental Life - \$2,500 for Children, \$5,000 for Spouse

**NOTE 12 - DEFINED BENEFIT PENSION PLANS**

The Statewide retirement systems provide both pension benefits and other postemployment benefits (OPEB).

***Net Pension Liability/Net OPEB Liability/Asset***

Pensions and OPEB are a component of exchange transactions—between an employer and its employees—of salaries and benefits for employee services. Pensions/OPEB are provided to an employee—on a deferred-payment basis—as part of the total compensation package offered by an employer for employee services each financial period.

The net pension/OPEB liability (asset) represent the ESC’s proportionate share of each pension/OPEB plan’s collective actuarial present value of projected benefit payments attributable to past periods of service, net of each pension/OPEB plan’s fiduciary net position. The net pension/OPEB liability (asset) calculation is dependent on critical long-term variables, including estimated average life expectancies, earnings on investments, cost of living adjustments and others. While these estimates use the best information available, unknowable future events require adjusting these estimates annually.

The Ohio Revised Code limits the ESC’s obligation for this liability to annually required payments. The ESC cannot control benefit terms or the manner in which pensions/OPEB are financed; however, the ESC does receive the benefit of employees’ services in exchange for compensation including pension and OPEB.

**EDUCATIONAL SERVICE CENTER OF EASTERN OHIO  
MAHONING COUNTY, OHIO**

NOTES TO THE BASIC FINANCIAL STATEMENTS  
FOR THE FISCAL YEAR ENDED JUNE 30, 2021

**NOTE 12 - DEFINED BENEFIT PENSION PLANS - (Continued)**

GASB 68/75 assumes the liability is solely the obligation of the employer, because (1) they benefit from employee services; and (2) State statute requires funding to come from these employers. All pension contributions to date have come solely from these employers (which also includes pension costs paid in the form of withholdings from employees). The retirement systems may allocate a portion of the employer contributions to provide for these OPEB benefits. In addition, health care plan enrollees pay a portion of the health care costs in the form of a monthly premium. State statute requires the retirement systems to amortize unfunded pension liabilities within 30 years. If the pension amortization period exceeds 30 years, each retirement system’s board must propose corrective action to the State legislature. Any resulting legislative change to benefits or funding could significantly affect the net pension/OPEB liability (asset). Resulting adjustments to the net pension/OPEB liability (asset) would be effective when the changes are legally enforceable. The Ohio Revised Code permits, but does not require, the retirement systems to provide healthcare to eligible benefit recipients.

The remainder of this note includes the required pension disclosures. See Note 13 for the required OPEB disclosures.

The proportionate share of each plan’s unfunded benefits is presented as a long-term *net pension/OPEB liability (asset)* on the accrual basis of accounting. Any liability for the contractually-required pension contribution outstanding at the end of the year is included in pension obligation payable on both the accrual and modified accrual bases of accounting.

***Plan Description - School Employees Retirement System (SERS)***

Plan Description - The ESC’s non-teaching employees participate in SERS, a cost-sharing multiple-employer defined benefit pension plan administered by SERS. SERS provides retirement, disability and survivor benefits, annual cost-of-living adjustments, and death benefits to plan members and beneficiaries. Authority to establish and amend benefits is provided by Ohio Revised Code Chapter 3309. SERS issues a publicly available, stand-alone financial report that includes financial statements, required supplementary information and detailed information about SERS’ fiduciary net position. That report can be obtained by visiting the SERS website at [www.ohsers.org](http://www.ohsers.org) under Employers/Audit Resources.

Age and service requirements for retirement are as follows:

	Eligible to Retire on or before August 1, 2017 *	Eligible to Retire after August 1, 2017
Full benefits	Age 65 with 5 years of services credit; or Any age with 30 years of service credit	Age 67 with 10 years of service credit; or Age 57 with 30 years of service credit
Actuarially reduced benefits	Age 60 with 5 years of service credit; or Age 55 with 25 years of service credit	Age 62 with 10 years of service credit; or Age 60 with 25 years of service credit

\* Members with 25 years of service credit as of August 1, 2017 will be included in this plan.

Annual retirement benefits are calculated based on final average salary multiplied by a percentage that varies based on years of service; 2.2% for the first thirty years of service and 2.5% for years of service credit over 30. Final average salary is the average of the highest three years of salary.

**EDUCATIONAL SERVICE CENTER OF EASTERN OHIO  
MAHONING COUNTY, OHIO**

**NOTES TO THE BASIC FINANCIAL STATEMENTS  
FOR THE FISCAL YEAR ENDED JUNE 30, 2021**

**NOTE 12 - DEFINED BENEFIT PENSION PLANS - (Continued)**

Effective January 1, 2018, SERS cost-of-living adjustment (COLA) changed from a fixed 3% annual increase to one based on the Consumer Price Index (CPI-W) with a cap of 2.5% and a floor of 0%. SERS also has the authority to award or suspend the COLA, or to adjust the COLA above or below CPI-W. SERS suspended the COLA increases for 2018, 2019 and 2020 for current retirees, and confirmed their intent to implement a four-year waiting period for the start of a COLA for future retirees. For 2021, the COLA was 0.5%.

Funding Policy - Plan members are required to contribute 10% of their annual covered salary and the ESC is required to contribute 14% of annual covered payroll. The contribution requirements of plan members and employers are established and may be amended by the SERS' Retirement Board up to statutory maximum amounts of 10% for plan members and 14% for employers. The Retirement Board, acting with the advice of the actuary, allocates the employer contribution rate among four of the System's funds (Pension Trust Fund, Death Benefit Fund, Medicare B Fund, and Health Care Fund). For the fiscal year ended June 30, 2021, the allocation to pension, death benefits, and Medicare B was 14.0%.

The ESC's contractually required contribution to SERS was \$334,897 for fiscal year 2021. Of this amount, \$9,145 is reported as pension obligation payable.

***Plan Description - State Teachers Retirement System (STRS)***

Plan Description - Licensed teachers participate in STRS, a cost-sharing multiple-employer public employee retirement system administered by STRS. STRS provides retirement and disability benefits to members and death and survivor benefits to beneficiaries. STRS issues a stand-alone financial report that includes financial statements, required supplementary information and detailed information about STRS' fiduciary net position. That report can be obtained by writing to STRS, 275 E. Broad St., Columbus, OH 43215-3771, by calling (888) 227-7877, or by visiting the STRS website at [www.strsoh.org](http://www.strsoh.org).

New members have a choice of three retirement plans: a Defined Benefit (DB) Plan, a Defined Contribution (DC) Plan and a Combined (CO) Plan. Benefits are established by Ohio Revised Code Chapter 3307. The DB Plan offers an annual retirement allowance based on final average salary multiplied by a percentage that varies based on years of service. Effective August 1, 2015, the calculation will be 2.2% of final average salary for the five highest years of earnings multiplied by all years of service. Effective July 1, 2017, the cost-of-living adjustment was reduced to zero. Members are eligible to retire at age 60 with five years of qualifying service credit, or age 55 with 28 years of service, or 33 years of service regardless of age. Eligibility changes will be phased in until August 1, 2026, when retirement eligibility for unreduced benefits will be five years of service credit and age 65, or 35 years of service credit and at least age 60.

The DC Plan allows members to place all of their member contributions and 9.53% of the 14% employer contributions into an investment account. Investment allocation decisions are determined by the member. The remaining 4.47% of the 14% employer rate is allocated to the defined benefit unfunded liability. A member is eligible to receive a retirement benefit at age 50 and termination of employment. The member may elect to receive a lifetime monthly annuity or a lump sum withdrawal.

The Combined Plan offers features of both the DB Plan and the DC Plan. In the Combined Plan, 12% of the 14% member rate goes to the DC Plan and the remaining 2% is applied to the DB Plan. Member contributions to the DC Plan are allocated among investment choices by the member, and contributions to the DB Plan from the employer and the member are used to fund the defined benefit payment at a reduced level from the regular DB Plan. The defined benefit portion of the Combined Plan payment is payable to a member on or after age 60 with five years of service. The defined contribution portion of the account may be taken as a lump sum payment or converted to a lifetime monthly annuity after termination of employment at age 50 and after termination of employment.



**EDUCATIONAL SERVICE CENTER OF EASTERN OHIO  
MAHONING COUNTY, OHIO**

NOTES TO THE BASIC FINANCIAL STATEMENTS  
FOR THE FISCAL YEAR ENDED JUNE 30, 2021

**NOTE 12 - DEFINED BENEFIT PENSION PLANS - (Continued)**

New members who choose the DC Plan or Combined Plan will have another opportunity to reselect a permanent plan during their fifth year of membership. Members may remain in the same plan or transfer to another STRS plan. The optional annuitization of a member's defined contribution account or the defined contribution portion of a member's Combined Plan account to a lifetime benefit results in STRS bearing the risk of investment gain or loss on the account. STRS has therefore included all three plan options as one defined benefit plan for GASB 68 reporting purposes.

A DB or Combined Plan member with five or more years of credited service who is determined to be disabled may qualify for a disability benefit. Eligible survivors of members who die before service retirement may qualify for monthly benefits. New members on or after July 1, 2013, must have at least ten years of qualifying service credit to apply for disability benefits. Members in the DC Plan who become disabled are entitled only to their account balance. If a member of the DC Plan dies before retirement benefits begin, the member's designated beneficiary is entitled to receive the member's account balance.

Funding Policy - Employer and member contribution rates are established by the State Teachers Retirement Board and limited by Chapter 3307 of the Ohio Revised Code. For fiscal year 2021, plan members were required to contribute 14% of their annual covered salary. The ESC was required to contribute 14%; the entire 14% was the portion used to fund pension obligations. The fiscal year 2021 contribution rates were equal to the statutory maximum rates.

The ESC's contractually required contribution to STRS was \$1,347,809 for fiscal year 2021. Of this amount, \$162,252 is reported as pension obligation payable.

***Pension Liabilities, Pension Expense, and Deferred Outflows of Resources and Deferred Inflows of Resources Related to Pensions***

The net pension liability was measured as of June 30, 2020, and the total pension liability used to calculate the net pension liability was determined by an actuarial valuation as of that date. The ESC's proportion of the net pension liability was based on the ESC's share of contributions to the pension plan relative to the projected contributions of all participating entities.

Following is information related to the proportionate share and pension expense:

	<u>SERS</u>	<u>STRS</u>	<u>Total</u>
Proportion of the net pension liability prior measurement date	0.07695420%	0.11172415%	
Proportion of the net pension liability current measurement date	<u>0.06860140%</u>	<u>0.09477194%</u>	
Change in proportionate share	<u>-0.00835280%</u>	<u>-0.01695221%</u>	
Proportionate share of the net pension liability	\$ 4,537,441	\$ 22,931,437	\$ 27,468,878
Pension expense	\$ (691,845)	\$ 2,425,758	\$ 1,733,913

**EDUCATIONAL SERVICE CENTER OF EASTERN OHIO  
MAHONING COUNTY, OHIO**

NOTES TO THE BASIC FINANCIAL STATEMENTS  
FOR THE FISCAL YEAR ENDED JUNE 30, 2021

**NOTE 12 - DEFINED BENEFIT PENSION PLANS - (Continued)**

At June 30, 2021, the ESC reported deferred outflows of resources and deferred inflows of resources related to pensions from the following sources:

	<u>SERS</u>	<u>STRS</u>	<u>Total</u>
<b>Deferred outflows of resources</b>			
Differences between expected and actual experience	\$ 8,813	\$ 51,451	\$ 60,264
Net difference between projected and actual earnings on pension plan investments	288,035	1,115,159	1,403,194
Changes of assumptions	-	1,230,976	1,230,976
Difference between employer contributions and proportionate share of contributions/ change in proportionate share	-	630,581	630,581
Contributions subsequent to the measurement date	<u>334,897</u>	<u>1,347,809</u>	<u>1,682,706</u>
Total deferred outflows of resources	<u>\$ 631,745</u>	<u>\$ 4,375,976</u>	<u>\$ 5,007,721</u>
	<u>SERS</u>	<u>STRS</u>	<u>Total</u>
<b>Deferred inflows of resources</b>			
Differences between expected and actual experience	\$ -	\$ 146,631	\$ 146,631
Difference between employer contributions and proportionate share of contributions/ change in proportionate share	<u>395,612</u>	<u>4,609,143</u>	<u>5,004,755</u>
Total deferred inflows of resources	<u>\$ 395,612</u>	<u>\$ 4,755,774</u>	<u>\$ 5,151,386</u>

\$1,682,706 reported as deferred outflows of resources related to pension resulting from ESC contributions subsequent to the measurement date will be recognized as a reduction of the net pension liability in the fiscal year ending June 30, 2022.

Other amounts reported as deferred outflows of resources and deferred inflows of resources related to pension will be recognized in pension expense as follows:

	<u>SERS</u>	<u>STRS</u>	<u>Total</u>
Fiscal Year Ending June 30:			
2022	\$ (282,534)	\$ (229,958)	\$ (512,492)
2023	(26,467)	(622,275)	(648,742)
2024	120,059	(667,228)	(547,169)
2025	<u>90,178</u>	<u>(208,146)</u>	<u>(117,968)</u>
Total	<u>\$ (98,764)</u>	<u>\$ (1,727,607)</u>	<u>\$ (1,826,371)</u>

EDUCATIONAL SERVICE CENTER OF EASTERN OHIO  
MAHONING COUNTY, OHIO

NOTES TO THE BASIC FINANCIAL STATEMENTS  
FOR THE FISCAL YEAR ENDED JUNE 30, 2021

**NOTE 12 - DEFINED BENEFIT PENSION PLANS - (Continued)**

*Actuarial Assumptions - SERS*

SERS' total pension liability was determined by their actuaries in accordance with GASB Statement No. 67, as part of their annual actuarial valuation for each defined benefit retirement plan. Actuarial valuations of an ongoing plan involve estimates of the value of reported amounts (e.g., salaries, credited service) and assumptions about the probability of occurrence of events far into the future (e.g., mortality, disabilities, retirements, employment termination). Actuarially determined amounts are subject to continual review and potential modifications, as actual results are compared with past expectations and new estimates are made about the future.

Projections of benefits for financial reporting purposes are based on the substantive plan (the plan as understood by the employers and plan members) and include the types of benefits provided at the time of each valuation and the historical pattern of sharing benefit costs between the employers and plan members to that point. The projection of benefits for financial reporting purposes does not explicitly incorporate the potential effects of legal or contractual funding limitations.

Actuarial calculations reflect a long-term perspective. For a newly hired employee, actuarial calculations will take into account the employee's entire career with the employer and also take into consideration the benefits, if any, paid to the employee after termination of employment until the death of the employee and any applicable contingent annuitant. In many cases actuarial calculations reflect several decades of service with the employer and the payment of benefits after termination.

Key methods and assumptions used in calculating the total pension liability in the latest actuarial valuation, prepared as of June 30, 2020, are presented below:

Wage inflation	3.00%
Future salary increases, including inflation	3.50% to 18.20%
COLA or ad hoc COLA	2.50%
Investment rate of return	7.50% net of investment expense, including inflation
Actuarial cost method	Entry age normal (level percent of payroll)

For 2020, the mortality rates were based on the RP-2014 Blue Collar Mortality Table with fully generational projection and a five-year age set-back for both males and females. Mortality among service retired members, and beneficiaries were based upon the RP-2014 Blue Collar Mortality Table with fully generational projection with Scale BB, 120% of male rates, and 110% of female rates. Mortality among disabled members was based upon the RP-2000 Disabled Mortality Table, 90% for male rates and 100% for female rates, set back five years is used for the period after disability retirement.

The most recent experience study was completed for the five year period ended June 30, 2015.

The long-term return expectation for the Pension Plan Investments has been determined using a building-block approach and assumes a time horizon, as defined in SERS' *Statement of Investment Policy*. A forecasted rate of inflation serves as the baseline for the return expectation. Various real return premiums over the baseline inflation rate have been established for each asset class. The long-term expected nominal rate of return has been determined by calculating a weighted average of the expected real return premiums for each asset class, adding the projected inflation rate, and adding the expected return from rebalancing uncorrelated asset classes.

**EDUCATIONAL SERVICE CENTER OF EASTERN OHIO  
MAHONING COUNTY, OHIO**

NOTES TO THE BASIC FINANCIAL STATEMENTS  
FOR THE FISCAL YEAR ENDED JUNE 30, 2021

**NOTE 12 - DEFINED BENEFIT PENSION PLANS - (Continued)**

The target allocation and best estimates of arithmetic real rates of return for each major asset class are summarized in the following table:

Asset Class	Target Allocation	Long-Term Expected Real Rate of Return
Cash	2.00 %	1.85 %
US Stocks	22.50	5.75
Non-US Stocks	22.50	6.50
Fixed Income	19.00	2.85
Private Equity	12.00	7.60
Real Assets	17.00	6.60
Multi-Asset Strategies	5.00	6.65
Total	<u>100.00 %</u>	

**Discount Rate** - The total pension liability was calculated using the discount rate of 7.50%. The projection of cash flows used to determine the discount rate assumed the contributions from employers and from the members would be computed based on contribution requirements as stipulated by State statute. Projected inflows from investment earnings were calculated using the long-term assumed investment rate of return (7.50%). Based on those assumptions, the plan's fiduciary net position was projected to be available to make all future benefit payments of current plan members. Therefore, the long-term expected rate of return on pension plan investments was applied to all periods of projected benefits to determine the total pension liability.

**Sensitivity of the ESC's Proportionate Share of the Net Pension Liability to Changes in the Discount Rate** - Net pension liability is sensitive to changes in the discount rate, and to illustrate the potential impact the following table presents the net pension liability calculated using the discount rate of 7.50%, as well as what each plan's net pension liability would be if it were calculated using a discount rate that is one percentage point lower (6.50%), or one percentage point higher (8.50%) than the current rate.

	1% Decrease	Current Discount Rate	1% Increase
ESC's proportionate share of the net pension liability	\$ 6,215,740	\$ 4,537,441	\$ 3,129,316

**EDUCATIONAL SERVICE CENTER OF EASTERN OHIO  
MAHONING COUNTY, OHIO**

NOTES TO THE BASIC FINANCIAL STATEMENTS  
FOR THE FISCAL YEAR ENDED JUNE 30, 2021

**NOTE 12 - DEFINED BENEFIT PENSION PLANS - (Continued)**

***Actuarial Assumptions - STRS***

Key methods and assumptions used in the latest actuarial valuation, reflecting experience study results used in the July 1, 2020, actuarial valuation are presented below:

	July 1, 2020
Inflation	2.50%
Projected salary increases	12.50% at age 20 to 2.50% at age 65
Investment rate of return	7.45%, net of investment expenses, including inflation
Payroll increases	3.00%
Cost-of-living adjustments (COLA)	0.00%

For the July 1, 2020, actuarial valuation, post-retirement mortality rates for healthy retirees are based on the RP-2014 Annuitant Mortality Table with 50% of rates through age 69, 70% of rates between ages 70 and 79, 90% of rates between ages 80 and 84, and 100% of rates thereafter, projected forward generationally using mortality improvement scale MP-2016. Post-retirement disabled mortality rates are based on the RP-2014 Disabled Mortality Table with 90% of rates for males and 100% of rates for females, projected forward generationally using mortality improvement scale MP-2016. Pre-retirement mortality rates are based on RP-2014 Employee Mortality Table, projected forward generationally using mortality improvement scale MP-2016.

Actuarial assumptions used in the July 1, 2020 valuation are based on the results of an actuarial experience study for the period July 1, 2011 through June 30, 2016.

STRS Ohio's investment consultant develops an estimate range for the investment return assumption based on the target allocation adopted by the Retirement Board. The target allocation and long-term expected rate of return for each major asset class are summarized as follows:

Asset Class	Target Allocation	Long-Term Expected Real Rate of Return *
Domestic Equity	28.00 %	7.35 %
International Equity	23.00	7.55
Alternatives	17.00	7.09
Fixed Income	21.00	3.00
Real Estate	10.00	6.00
Liquidity Reserves	1.00	2.25
Total	100.00 %	

\*10-Year geometric nominal returns, which include the real rate of return and inflation of 2.25% and does not include investment expenses. Over a 30-year period, STRS' investment consultant indicates that the above target allocations should generate a return above the actuarial rate of return, without net value added by management.

**EDUCATIONAL SERVICE CENTER OF EASTERN OHIO  
MAHONING COUNTY, OHIO**

NOTES TO THE BASIC FINANCIAL STATEMENTS  
FOR THE FISCAL YEAR ENDED JUNE 30, 2021

**NOTE 12 - DEFINED BENEFIT PENSION PLANS - (Continued)**

**Discount Rate** - The discount rate used to measure the total pension liability was 7.45% as of June 30, 2020. The projection of cash flows used to determine the discount rate assumes member and employer contributions will be made at the statutory contribution rates in accordance with rate increases described above. For this purpose, only employer contributions that are intended to fund benefits of current plan members and their beneficiaries are included. Projected employer contributions that are intended to fund the service costs of future plan members and their beneficiaries, as well as projected contributions from future plan members, are not included. Based on those assumptions, STRS' fiduciary net position was projected to be available to make all projected future benefit payments to current plan members as of June 30, 2020. Therefore, the long-term expected rate of return on pension plan investments of 7.45% was applied to all periods of projected benefit payment to determine the total pension liability as of June 30, 2020.

**Sensitivity of the ESC's Proportionate Share of the Net Pension Liability to Changes in the Discount Rate** - The following table presents the ESC's proportionate share of the net pension liability calculated using the current period discount rate assumption of 7.45%, as well as what the ESC's proportionate share of the net pension liability would be if it were calculated using a discount rate that is one-percentage-point lower (6.45%) or one-percentage-point higher (8.45%) than the current rate:

	1% Decrease	Current Discount Rate	1% Increase
ESC's proportionate share of the net pension liability	\$ 32,650,374	\$ 22,931,437	\$ 14,695,448

**NOTE 13 - DEFINED BENEFIT OPEB PLANS**

**Net OPEB Liability/Asset**

See Note 12 for a description of the net OPEB liability (asset).

**Plan Description - School Employees Retirement System (SERS)**

**Health Care Plan Description** - The ESC contributes to the SERS Health Care Fund, administered by SERS for non-certificated retirees and their beneficiaries. For GASB 75 purposes, this plan is considered a cost-sharing other postemployment benefit (OPEB) plan. SERS' Health Care Plan provides healthcare benefits to eligible individuals receiving retirement, disability, and survivor benefits, and to their eligible dependents. Members who retire after June 1, 1986, need 10 years of service credit, exclusive of most types of purchased credit, to qualify to participate in SERS' health care coverage. In addition to age and service retirees, disability benefit recipients and beneficiaries who are receiving monthly benefits due to the death of a member or retiree, are eligible for SERS' health care coverage. Most retirees and dependents choosing SERS' health care coverage are over the age of 65 and therefore enrolled in a fully insured Medicare Advantage plan; however, SERS maintains a traditional, self-insured preferred provider organization for its non-Medicare retiree population. For both groups, SERS offers a self-insured prescription drug program. Health care is a benefit that is permitted, not mandated, by statute. The financial report of the Plan is included in the SERS Comprehensive Annual Financial Report which can be obtained on SERS' website at [www.ohsers.org](http://www.ohsers.org) under Employers/Audit Resources.

**EDUCATIONAL SERVICE CENTER OF EASTERN OHIO  
MAHONING COUNTY, OHIO**

**NOTES TO THE BASIC FINANCIAL STATEMENTS  
FOR THE FISCAL YEAR ENDED JUNE 30, 2021**

**NOTE 13 - DEFINED BENEFIT OPEB PLANS - (Continued)**

Access to health care for retirees and beneficiaries is permitted in accordance with Section 3309 of the Ohio Revised Code. The Health Care Fund was established and is administered in accordance with Internal Revenue Code Section 105(e). SERS' Retirement Board reserves the right to change or discontinue any health plan or program. Active employee members do not contribute to the Health Care Plan. The SERS Retirement Board established the rules for the premiums paid by the retirees for health care coverage for themselves and their dependents or for their surviving beneficiaries. Premiums vary depending on the plan selected, qualified years of service, Medicare eligibility, and retirement status.

Funding Policy - State statute permits SERS to fund the health care benefits through employer contributions. Each year, after the allocation for statutorily required pensions and benefits, the Retirement Board may allocate the remainder of the employer contribution of 14% of covered payroll to the Health Care Fund in accordance with the funding policy. For the fiscal year ended June 30, 2021, SERS did not allocate any employer contributions to post-employment health care. An additional health care surcharge on employers is collected for employees earning less than an actuarially determined minimum compensation amount, prorated if less than a full year of service credit was earned. For fiscal year 2021, this amount was \$23,000. Statutes provide that no employer shall pay a health care surcharge greater than 2% of that employer's SERS-covered payroll; nor may SERS collect in aggregate more than 1.5% of the total statewide SERS-covered payroll for the health care surcharge. For fiscal year 2021, the ESC's surcharge obligation was \$3,022.

The surcharge added to the allocated portion of the 14% employer contribution rate is the total amount assigned to the Health Care Fund. The ESC's contractually required contribution to SERS was \$3,022 for fiscal year 2021 which is reported as pension obligation payable.

***Plan Description - State Teachers Retirement System (STRS)***

Plan Description - The State Teachers Retirement System of Ohio (STRS) administers a cost-sharing Health Plan administered for eligible retirees who participated in the defined benefit or combined pension plans offered by STRS. Ohio law authorizes STRS to offer this plan. Benefits include hospitalization, physicians' fees, prescription drugs and partial reimbursement of monthly Medicare Part B premiums. The Medicare Part B monthly reimbursement elimination date was postponed indefinitely. The Plan is included in the report of STRS which can be obtained by visiting [www.strsoh.org](http://www.strsoh.org) or by calling (888) 227-7877.

Funding Policy - Ohio Revised Code Chapter 3307 authorizes STRS to offer the Plan and gives the Retirement Board discretionary authority over how much, if any, of the health care costs will be absorbed by STRS. Active employee members do not contribute to the Health Care Plan. Nearly all health care plan enrollees, for the most recent year, pay a portion of the health care costs in the form of a monthly premium. Under Ohio law, funding for post-employment health care may be deducted from employer contributions, currently 14% of covered payroll. For the fiscal year ended June 30, 2021, STRS did not allocate any employer contributions to post-employment health care.

***OPEB Liabilities/Assets, OPEB Expense, and Deferred Outflows of Resources and Deferred Inflows of Resources Related to OPEB***

The net OPEB liability/asset was measured as of June 30, 2020, and the total OPEB liability/asset used to calculate the net OPEB liability/asset was determined by an actuarial valuation as of that date. The ESC's proportion of the net OPEB liability/asset was based on the ESC's share of contributions to the respective retirement systems relative to the contributions of all participating entities.

**EDUCATIONAL SERVICE CENTER OF EASTERN OHIO  
MAHONING COUNTY, OHIO**

NOTES TO THE BASIC FINANCIAL STATEMENTS  
FOR THE FISCAL YEAR ENDED JUNE 30, 2021

**NOTE 13 - DEFINED BENEFIT OPEB PLANS - (Continued)**

Following is information related to the proportionate share and OPEB expense:

	<u>SERS</u>	<u>STRS</u>	<u>Total</u>
Proportion of the net OPEB liability/asset prior measurement date	0.07030670%	0.11172415%	
Proportion of the net OPEB liability/asset current measurement date	<u>0.06299960%</u>	<u>0.09477194%</u>	
Change in proportionate share	<u>-0.00730710%</u>	<u>-0.01695221%</u>	
Proportionate share of the net OPEB liability	\$ 1,369,187	\$ -	\$ 1,369,187
Proportionate share of the net OPEB asset	\$ -	\$ 1,665,616	\$ 1,665,616
OPEB expense	\$ (540,172)	\$ (65,620)	\$ (605,792)

At June 30, 2021, the ESC reported deferred outflows of resources and deferred inflows of resources related to OPEB from the following sources:

	<u>SERS</u>	<u>STRS</u>	<u>Total</u>
<b>Deferred outflows of resources</b>			
Differences between expected and actual experience	\$ 17,981	\$ 106,727	\$ 124,708
Net difference between projected and actual earnings on OPEB plan investments	15,424	58,377	73,801
Changes of assumptions	233,399	27,495	260,894
Difference between employer contributions and proportionate share of contributions/change in proportionate share	74,480	204,749	279,229
Contributions subsequent to the measurement date	<u>3,022</u>	<u>-</u>	<u>3,022</u>
Total deferred outflows of resources	<u>\$ 344,306</u>	<u>\$ 397,348</u>	<u>\$ 741,654</u>
	<u>SERS</u>	<u>STRS</u>	<u>Total</u>
<b>Deferred inflows of resources</b>			
Differences between expected and actual experience	\$ 696,327	\$ 331,768	\$ 1,028,095
Changes of assumptions	34,488	1,582,056	1,616,544
Difference between employer contributions and proportionate share of contributions/change in proportionate share	<u>408,110</u>	<u>94,667</u>	<u>502,777</u>
Total deferred inflows of resources	<u>\$ 1,138,925</u>	<u>\$ 2,008,491</u>	<u>\$ 3,147,416</u>

\$3,022 reported as deferred outflows of resources related to OPEB resulting from ESC contributions subsequent to the measurement date will be recognized as a reduction of the net OPEB liability/asset in the fiscal year ending June 30, 2022.



**EDUCATIONAL SERVICE CENTER OF EASTERN OHIO  
MAHONING COUNTY, OHIO**

NOTES TO THE BASIC FINANCIAL STATEMENTS  
FOR THE FISCAL YEAR ENDED JUNE 30, 2021

**NOTE 13 - DEFINED BENEFIT OPEB PLANS - (Continued)**

Other amounts reported as deferred outflows of resources and deferred inflows of resources related to OPEB will be recognized in OPEB expense as follows:

	SERS	STRS	Total
Fiscal Year Ending June 30:			
2022	\$ (153,322)	\$ (396,777)	\$ (550,099)
2023	(152,209)	(357,265)	(509,474)
2024	(152,390)	(343,407)	(495,797)
2025	(163,801)	(335,140)	(498,941)
2026	(130,572)	(94,116)	(224,688)
Thereafter	(45,347)	(84,438)	(129,785)
Total	\$ (797,641)	\$ (1,611,143)	\$ (2,408,784)

***Actuarial Assumptions - SERS***

The total OPEB liability is determined by SERS' actuaries in accordance with GASB Statement No. 74, as part of their annual actuarial valuation for each retirement plan. Actuarial valuations of an ongoing plan involve estimates of the value of reported amounts (e.g., salaries, credited service) and assumptions about the probability of occurrence of events far into the future (e.g., mortality, disabilities, retirements, employment terminations). Actuarially determined amounts are subject to continual review and potential modifications, as actual results are compared with past expectations and new estimates are made about the future.

Projections of benefits for financial reporting purposes are based on the substantive plan (the plan as understood by the employers and plan members) and include the types of benefits provided at the time of each valuation and the historical pattern of sharing benefit costs between the employers and plan members to that point. The projection of benefits for financial reporting purposes does not explicitly incorporate the potential effects of legal or contractual funding limitations.

Actuarial calculations reflect a long-term perspective. For a newly hired employee, actuarial calculations will take into account the employee's entire career with the employer and also take into consideration the benefits, if any, paid to the employee after termination of employment until the death of the employee and any applicable contingent annuitant. In many cases, actuarial calculations reflect several decades of service with the employer and the payment of benefits after termination.

**EDUCATIONAL SERVICE CENTER OF EASTERN OHIO  
MAHONING COUNTY, OHIO**

NOTES TO THE BASIC FINANCIAL STATEMENTS  
FOR THE FISCAL YEAR ENDED JUNE 30, 2021

**NOTE 13 - DEFINED BENEFIT OPEB PLANS - (Continued)**

Key methods and assumptions used in calculating the total OPEB liability in the latest actuarial valuation date of June 30, 2020 are presented below:

Wage inflation	3.00%
Future salary increases, including inflation	3.50% to 18.20%
Investment rate of return	7.50% net of investment expense, including inflation
Municipal bond index rate:	
Measurement date	2.45%
Prior measurement date	3.13%
Single equivalent interest rate, net of plan investment expense, including price inflation:	
Measurement date	2.63%
Prior measurement date	3.22%
Medical trend assumption:	
Measurement date	
Medicare	5.25 to 4.75%
Pre-Medicare	7.00 to 4.75%
Prior measurement date	
Medicare	5.25 to 4.75%
Pre-Medicare	7.00 to 4.75%

Mortality rates were based on the RP-2014 Blue Collar Mortality Table with fully generational projection and Scale BB, 120% of male rates and 110% of female rates. RP-2000 Disabled Mortality Table with 90% for male rates and 100% for female rates set back five years.

The most recent experience study was completed for the five year period ended June 30, 2015.

The long-term expected rate of return on plan assets is reviewed as part of the actuarial five-year experience study. The most recent study covers fiscal years 2010 through 2015, and was adopted by the Board on April 21, 2016. Several factors are considered in evaluating the long-term rate of return assumption including long-term historical data, estimates inherent in current market data, and a log-normal distribution analysis in which best-estimate ranges of expected future real rates of return were developed by the investment consultant for each major asset class. These ranges were combined to produce the long-term expected rate of return, 7.50%, by weighting the expected future real rates of return by the target asset allocation percentage and then adding expected inflation. The capital market assumptions developed by the investment consultant are intended for use over a 10-year horizon and may not be useful in setting the long-term rate of return for funding pension plans which covers a longer timeframe. The assumption is intended to be a long-term assumption and is not expected to change absent a significant change in the asset allocation, a change in the inflation assumption, or a fundamental change in the market that alters expected returns in future years.

**EDUCATIONAL SERVICE CENTER OF EASTERN OHIO  
MAHONING COUNTY, OHIO**

NOTES TO THE BASIC FINANCIAL STATEMENTS  
FOR THE FISCAL YEAR ENDED JUNE 30, 2021

**NOTE 13 - DEFINED BENEFIT OPEB PLANS - (Continued)**

The target asset allocation and best estimates of arithmetic real rates of return for each major asset class, as used in the June 30, 2015 five-year experience study, are summarized as follows:

Asset Class	Target Allocation	Long-Term Expected Real Rate of Return
Cash	2.00 %	1.85 %
US Stocks	22.50	5.75
Non-US Stocks	22.50	6.50
Fixed Income	19.00	2.85
Private Equity	12.00	7.60
Real Assets	17.00	6.60
Multi-Asset Strategies	5.00	6.65
Total	<u>100.00 %</u>	

**Discount Rate** - The discount rate used to measure the total OPEB liability at June 30, 2020 was 2.63%. The discount rate used to measure total OPEB liability prior to June 30, 2019 was 3.22%. The projection of cash flows used to determine the discount rate assumed that contributions will be made from members and the System at the state statute contribution rate of 2.00% of projected covered employee payroll each year, which includes a 1.50% payroll surcharge and 0.50% of contributions from the basic benefits plan. Based on these assumptions, the OPEB plan's fiduciary net position was projected to become insufficient to make future benefit payments during the fiscal year ending June 30, 2025. Therefore, the long-term expected rate of return on OPEB plan assets was used to present value the projected benefit payments through the fiscal year ending June 30, 2024 and the Fidelity General Obligation 20-year Municipal Bond Index rate of 2.45%, as of June 30, 2020 (i.e. municipal bond rate), was used to present value the projected benefit payments for the remaining years in the projection. A municipal bond rate of 3.13% was used as of June 30, 2019. The total present value of projected benefit payments from all years was then used to determine the single rate of return that was used as the discount rate. The projection of future benefit payments for all current plan members was until the benefit payments ran out.

**Sensitivity of the ESC's Proportionate Share of the Net OPEB Liability to Changes in the Discount Rate and Changes in the Health Care Cost Trend Rates** - The net OPEB liability is sensitive to changes in the discount rate and the health care cost trend rate. The following table presents the net OPEB liability of SERS, what SERS' net OPEB liability would be if it were calculated using a discount rate that is 1 percentage point lower (1.63%) and higher (3.63%) than the current discount rate (2.63%). Also shown is what SERS' net OPEB liability would be based on health care cost trend rates that are 1 percentage point lower (6.00% decreasing to 3.75%) and higher (8.00% decreasing to 5.75%) than the current rate (7.00% decreasing to 4.75%).

	1% Decrease	Current Discount Rate	1% Increase
ESC's proportionate share of the net OPEB liability	\$ 1,675,851	\$ 1,369,187	\$ 1,125,390
	1% Decrease	Current Trend Rate	1% Increase
ESC's proportionate share of the net OPEB liability	\$ 1,078,131	\$ 1,369,187	\$ 1,758,405

**EDUCATIONAL SERVICE CENTER OF EASTERN OHIO  
MAHONING COUNTY, OHIO**

NOTES TO THE BASIC FINANCIAL STATEMENTS  
FOR THE FISCAL YEAR ENDED JUNE 30, 2021

**NOTE 13 - DEFINED BENEFIT OPEB PLANS - (Continued)**

***Actuarial Assumptions - STRS***

Key methods and assumptions used in the latest actuarial valuation, reflecting experience study results used in the July 1, 2020, actuarial valuation, compared with July 1, 2019, are presented below:

	July 1, 2020		July 1, 2019	
	Initial	Ultimate	Initial	Ultimate
Inflation	2.50%		2.50%	
Projected salary increases	12.50% at age 20 to 2.50% at age 65		12.50% at age 20 to 2.50% at age 65	
Investment rate of return	7.45%, net of investment expenses, including inflation		7.45%, net of investment expenses, including inflation	
Payroll increases	3.00%		3.00%	
Cost-of-living adjustments (COLA)	0.00%		0.00%	
Discount rate of return	7.45%		7.45%	
Blended discount rate of return	N/A		N/A	
Health care cost trends				
Medical				
Pre-Medicare	5.00%	4.00%	5.87%	4.00%
Medicare	-6.69%	4.00%	4.93%	4.00%
Prescription Drug				
Pre-Medicare	6.50%	4.00%	7.73%	4.00%
Medicare	11.87%	4.00%	9.62%	4.00%

Projections of benefits include the historical pattern of sharing benefit costs between the employers and retired plan members.

For healthy retirees the mortality rates are based on the RP-2014 Annuitant Mortality Table with 50% of rates through age 69, 70% of rates between ages 70 and 79, 90% of rates between ages 80 and 84, and 100% of rates thereafter, projected forward generationally using mortality improvement scale MP-2016. For disabled retirees, mortality rates are based on the RP-2014 Disabled Mortality Table with 90% of rates for males and 100% of rates for females, projected forward generationally using mortality improvement scale MP-2016.

Actuarial assumptions used in the June 30, 2020 valuation are based on the results of an actuarial experience study for the period July 1, 2011 through June 30, 2016.

***Assumption Changes Since the Prior Measurement Date*** - There were no changes in assumptions since the prior measurement date of June 30, 2019.

***Benefit Term Changes Since the Prior Measurement Date*** - There was no change to the claims costs process. Claim curves were updated to reflect the projected fiscal year end 2021 premium based on June 30, 2020 enrollment distribution. The non-Medicare subsidy percentage was increased effective January 1, 2021 from 1.984% to 2.055% per year of service. The non-Medicare frozen subsidy base premium was increased effective January 1, 2021. The Medicare subsidy percentages were adjusted effective January 1, 2021 to 2.1% for the AMA Medicare plan. The Medicare Part B monthly reimbursement elimination date was postponed indefinitely.

**EDUCATIONAL SERVICE CENTER OF EASTERN OHIO  
MAHONING COUNTY, OHIO**

NOTES TO THE BASIC FINANCIAL STATEMENTS  
FOR THE FISCAL YEAR ENDED JUNE 30, 2021

**NOTE 13 - DEFINED BENEFIT OPEB PLANS - (Continued)**

STRS' investment consultant develops an estimate range for the investment return assumption based on the target allocation adopted by the Retirement Board. The target allocation and long-term expected rate of return for each major asset class are summarized as follows:

<u>Asset Class</u>	<u>Target Allocation</u>	<u>Long-Term Expected Real Rate of Return *</u>
Domestic Equity	28.00 %	7.35 %
International Equity	23.00	7.55
Alternatives	17.00	7.09
Fixed Income	21.00	3.00
Real Estate	10.00	6.00
Liquidity Reserves	<u>1.00</u>	2.25
Total	<u><u>100.00 %</u></u>	

\*10-Year geometric nominal returns, which include the real rate of return and inflation of 2.25% and does not include investment expenses. Over a 30-year period, STRS' investment consultant indicates that the above target allocations should generate a return above the actuarial rate of return, without net value added by management.

**Discount Rate** - The discount rate used to measure the total OPEB asset was 7.45% as of June 30, 2020. The projection of cash flows used to determine the discount rate assumes STRS Ohio continues to allocate no employer contributions to the health care fund. Based on these assumptions, the OPEB plan's fiduciary net position was projected to be available to make all projected future benefit payments to current plan members. Therefore, the long-term expected rate of return on health care plan investments of 7.45% was used to measure the total OPEB asset as of June 30, 2020.

**Sensitivity of the ESC's Proportionate Share of the Net OPEB Asset to Changes in the Discount and Health Care Cost Trend Rate** - The following table represents the net OPEB asset as of June 30, 2020, calculated using the current period discount rate assumption of 7.45%, as well as what the net OPEB asset would be if it were calculated using a discount rate that is one percentage point lower (6.45%) or one percentage point higher (8.45%) than the current assumption. Also shown is the net OPEB asset as if it were calculated using health care cost trend rates that are one percentage point lower or one percentage point higher than the current health care cost trend rates.

	<u>1% Decrease</u>	<u>Current Discount Rate</u>	<u>1% Increase</u>
	ESC's proportionate share of the net OPEB asset	\$ 1,449,194	\$ 1,665,616

	<u>1% Decrease</u>	<u>Current Trend Rate</u>	<u>1% Increase</u>
	ESC's proportionate share of the net OPEB asset	\$ 1,837,843	\$ 1,665,616

**EDUCATIONAL SERVICE CENTER OF EASTERN OHIO  
MAHONING COUNTY, OHIO**

**NOTES TO THE BASIC FINANCIAL STATEMENTS  
FOR THE FISCAL YEAR ENDED JUNE 30, 2021**

**NOTE 14 - CONTINGENCIES**

**A. Grants**

The ESC received financial assistance from federal and State agencies in the form of grants. The expenditure of funds received under these programs generally requires compliance with terms and conditions specified in the grant agreements and are subject to audit by the grantor agencies. Any disallowed claims resulting from such audits could become a liability of the ESC. However, in the opinion of management, any such disallowed claims will not have a material effect on the financial position of the ESC.

**B. Litigation**

The ESC is not currently party to any legal proceedings that will have a material, if any, effect on the financial statements.

**C. School Foundation**

Foundation funding is based on the annualized full-time equivalent (FTE) enrollment of each student. The Ohio Department of Education (ODE) is legislatively required to adjust/reconcile funding as enrollment information is updated by schools throughout the State, which can extend past the fiscal year end. As of the date of this report, additional ODE adjustments for fiscal year 2021 are finalized. The final adjustment was not material and is not reflected in the accompanying financial statements.

**NOTE 15 - COMMITMENTS**

The ESC utilizes encumbrance accounting as part of its budgetary controls. Encumbrances outstanding at year end may be reported as part of restricted, committed, or assigned classifications of fund balance. At year end, the ESC's commitments for encumbrances in the governmental funds were as follows:

	Year-End
<u>Fund</u>	<u>Encumbrances</u>
General	\$ 958,277
Miscellaneous federal grants	115,788
Nonmajor governmental	<u>81,119</u>
Total	<u>\$ 1,155,184</u>

**EDUCATIONAL SERVICE CENTER OF EASTERN OHIO  
MAHONING COUNTY, OHIO**

**NOTES TO THE BASIC FINANCIAL STATEMENTS  
FOR THE FISCAL YEAR ENDED JUNE 30, 2021**

**NOTE 16 - OPERATING LEASE**

The ESC has entered into a lease to rent a building from the Mahoning County Career and Technical Center. The initial lease term is seven years, from July 1, 2017 through June 30, 2023. The ESC shall pay for all utilities, insurance and maintenance expenses during the lease. Rent payments are payable in equal semi-annual installments beginning on December 31, 2017, with installment payments occurring on December 1 and June 1 each year thereafter. These payments are made from the general fund and amounted to \$569,828 in fiscal year 2021. Future minimum lease payments are as follows:

Fiscal Year Ending <u>June 30,</u>	<u>Amount</u>
2022	\$ 569,828
2023	<u>569,303</u>
Total	<u>\$ 1,139,131</u>

**NOTE 17 - COVID-19**

The United States and the State of Ohio declared a state of emergency in March of 2020 due to the COVID-19 pandemic. Ohio's state of emergency ended in June of 2021 while the national state of emergency continues. During fiscal year 2021, the ESC received Coronavirus Aid, Relief, and Economic Security (CARES) Act funding. The ESC's investment portfolio and the investments of the pension and other employee benefit plans in which the ESC participate fluctuate with market conditions, and due to market volatility, the amount of losses that will be recognized in subsequent periods, if any, cannot be determined. In addition, the impact on the ESC's future operating costs, revenues, and any recovery from emergency funding, either federal or state, cannot be estimated. Additional funding has been made available through the Consolidated Appropriations Act, 2021, passed by Congress on December 21, 2020 and/or the American Rescue Plan Act, passed by Congress on March 11, 2021.

REQUIRED SUPPLEMENTARY INFORMATION



**EDUCATIONAL SERVICE CENTER OF EASTERN OHIO  
MAHONING COUNTY, OHIO**

SCHEDULES OF REQUIRED SUPPLEMENTARY INFORMATION

SCHEDULE OF THE ESC'S PROPORTIONATE SHARE OF  
THE NET PENSION LIABILITY  
SCHOOL EMPLOYEES RETIREMENT SYSTEM (SERS) OF OHIO

LAST EIGHT FISCAL YEARS

	<u>2021</u>	<u>2020</u>	<u>2019</u>	<u>2018</u>
ESC's proportion of the net pension liability	0.06860140%	0.07695420%	0.08539410%	0.07750780%
ESC's proportionate share of the net pension liability	\$ 4,537,441	\$ 4,604,305	\$ 4,890,678	\$ 4,630,920
ESC's covered payroll	\$ 2,378,393	\$ 2,661,830	\$ 2,743,119	\$ 2,523,157
ESC's proportionate share of the net pension liability as a percentage of its covered payroll	190.78%	172.98%	178.29%	183.54%
Plan fiduciary net position as a percentage of the total pension liability	68.55%	70.85%	71.36%	69.50%

Note: Information prior to 2014 was unavailable. Schedule is intended to show information for 10 years. Additional years will be displayed as they become available.

Amounts presented for each fiscal year were determined as of the ESC's measurement date which is the prior year-end.

SEE ACCOMPANYING NOTES TO THE REQUIRED SUPPLEMENTARY INFORMATION

<u>2017</u>	<u>2016</u>	<u>2015</u>	<u>2014</u>
0.14777739%	0.16030420%	0.16405900%	0.16405900%
\$ 10,815,942	\$ 9,147,113	\$ 8,302,933	\$ 9,756,062
\$ 4,616,327	\$ 4,825,994	\$ 4,767,237	\$ 2,949,913
234.30%	189.54%	174.17%	330.72%
62.98%	69.16%	71.70%	65.52%

**EDUCATIONAL SERVICE CENTER OF EASTERN OHIO  
MAHONING COUNTY, OHIO**

SCHEDULES OF REQUIRED SUPPLEMENTARY INFORMATION

SCHEDULE OF THE ESC'S PROPORTIONATE SHARE OF  
THE NET PENSION LIABILITY  
STATE TEACHERS RETIREMENT SYSTEM (STRS) OF OHIO

LAST EIGHT FISCAL YEARS

	<u>2021</u>	<u>2020</u>	<u>2019</u>	<u>2018</u>
ESC's proportion of the net pension liability	0.09477194%	0.11172415%	0.12651032%	0.11792976%
ESC's proportionate share of the net pension liability	\$ 22,931,437	\$ 24,707,124	\$ 27,816,779	\$ 28,014,467
ESC's covered payroll	\$ 11,139,800	\$ 12,882,207	\$ 14,615,386	\$ 12,950,043
ESC's proportionate share of the net pension liability as a percentage of its covered payroll	205.85%	191.79%	190.33%	216.33%
Plan fiduciary net position as a percentage of the total pension liability	75.48%	77.40%	77.31%	75.30%

Note: Information prior to 2014 was unavailable. Schedule is intended to show information for 10 years. Additional years will be displayed as they become available.

Amounts presented for each fiscal year were determined as of the ESC's measurement date which is the prior year-end.

SEE ACCOMPANYING NOTES TO THE REQUIRED SUPPLEMENTARY INFORMATION

<u>2017</u>	<u>2016</u>	<u>2015</u>	<u>2014</u>
0.11788892%	0.10898240%	0.11166218%	0.11166218%
\$ 39,460,976	\$ 30,119,548	\$ 27,160,107	\$ 32,352,941
\$ 12,711,636	\$ 11,418,079	\$ 11,408,792	\$ 11,131,354
310.43%	263.79%	238.06%	290.65%
66.80%	72.10%	74.70%	69.30%

**EDUCATIONAL SERVICE CENTER OF EASTERN OHIO  
MAHONING COUNTY, OHIO**

SCHEDULES OF REQUIRED SUPPLEMENTARY INFORMATION

SCHEDULE OF ESC PENSION CONTRIBUTIONS  
SCHOOL EMPLOYEES RETIREMENT SYSTEM (SERS) OF OHIO

	LAST TEN FISCAL YEARS			
	<u>2021</u>	<u>2020</u>	<u>2019</u>	<u>2018</u>
Contractually required contribution	\$ 334,897	\$ 332,975	\$ 359,347	\$ 370,321
Contributions in relation to the contractually required contribution	<u>(334,897)</u>	<u>(332,975)</u>	<u>(359,347)</u>	<u>(370,321)</u>
Contribution deficiency (excess)	<u>\$ -</u>	<u>\$ -</u>	<u>\$ -</u>	<u>\$ -</u>
ESC's covered payroll	\$ 2,392,121	\$ 2,378,393	\$ 2,661,830	\$ 2,743,119
Contributions as a percentage of covered payroll	14.00%	14.00%	13.50%	13.50%

SEE ACCOMPANYING NOTES TO THE REQUIRED SUPPLEMENTARY INFORMATION

<u>2017</u>	<u>2016</u>	<u>2015</u>	<u>2014</u>	<u>2013</u>	<u>2012</u>
\$ 353,242	\$ 646,286	\$ 636,066	\$ 660,739	\$ 408,268	\$ 430,788
<u>(353,242)</u>	<u>(646,286)</u>	<u>(636,066)</u>	<u>(660,739)</u>	<u>(408,268)</u>	<u>(430,788)</u>
<u>\$ -</u>	<u>\$ -</u>	<u>\$ -</u>	<u>\$ -</u>	<u>\$ -</u>	<u>\$ -</u>
\$ 2,523,155	\$ 4,616,329	\$ 4,825,994	\$ 4,767,237	\$ 2,949,913	\$ 3,202,885
14.00%	14.00%	13.18%	13.86%	13.84%	13.45%

**EDUCATIONAL SERVICE CENTER OF EASTERN OHIO  
MAHONING COUNTY, OHIO**

SCHEDULES OF REQUIRED SUPPLEMENTARY INFORMATION

SCHEDULE OF ESC PENSION CONTRIBUTIONS  
STATE TEACHERS RETIREMENT SYSTEM (STRS) OF OHIO

	LAST TEN FISCAL YEARS			
	<u>2021</u>	<u>2020</u>	<u>2019</u>	<u>2018</u>
Contractually required contribution	\$ 1,347,809	\$ 1,559,572	\$ 1,803,509	\$ 2,046,154
Contributions in relation to the contractually required contribution	<u>(1,347,809)</u>	<u>(1,559,572)</u>	<u>(1,803,509)</u>	<u>(2,046,154)</u>
Contribution deficiency (excess)	<u>\$ -</u>	<u>\$ -</u>	<u>\$ -</u>	<u>\$ -</u>
ESC's covered payroll	\$ 9,627,207	\$ 11,139,800	\$ 12,882,207	\$ 14,615,386
Contributions as a percentage of covered payroll	14.00%	14.00%	14.00%	14.00%

SEE ACCOMPANYING NOTES TO THE REQUIRED SUPPLEMENTARY INFORMATION

<u>2017</u>	<u>2016</u>	<u>2015</u>	<u>2014</u>	<u>2013</u>	<u>2012</u>
\$ 1,813,006	\$ 1,779,629	\$ 1,598,531	\$ 1,483,143	\$ 1,447,076	\$ 1,383,066
<u>(1,813,006)</u>	<u>(1,779,629)</u>	<u>(1,598,531)</u>	<u>(1,483,143)</u>	<u>(1,447,076)</u>	<u>(1,383,066)</u>
<u>\$ -</u>	<u>\$ -</u>	<u>\$ -</u>	<u>\$ -</u>	<u>\$ -</u>	<u>\$ -</u>
\$ 12,950,043	\$ 12,711,636	\$ 11,418,079	\$ 11,408,792	\$ 11,131,354	\$ 10,638,969
14.00%	14.00%	14.00%	13.00%	13.00%	13.00%



**EDUCATIONAL SERVICE CENTER OF EASTERN OHIO  
MAHONING COUNTY, OHIO**

SCHEDULES OF REQUIRED SUPPLEMENTARY INFORMATION

SCHEDULE OF THE ESC'S PROPORTIONATE SHARE OF  
THE NET OPEB LIABILITY  
SCHOOL EMPLOYEES RETIREMENT SYSTEM (SERS) OF OHIO

LAST FIVE FISCAL YEARS

	<u>2021</u>	<u>2020</u>	<u>2019</u>	<u>2018</u>	<u>2017</u>
ESC's proportion of the net OPEB liability	0.06299960%	0.07030670%	0.07775720%	0.07091630%	0.15372379%
ESC's proportionate share of the net OPEB liability	\$ 1,369,187	\$ 1,768,066	\$ 2,157,195	\$ 1,903,207	\$ 4,268,649
ESC's covered payroll	\$ 2,378,393	\$ 2,661,830	\$ 2,743,119	\$ 2,523,157	\$ 4,616,327
ESC's proportionate share of the net OPEB liability as a percentage of its covered payroll	57.57%	66.42%	78.64%	75.43%	92.47%
Plan fiduciary net position as a percentage of the total OPEB liability	18.17%	15.57%	13.57%	12.46%	11.49%

Note: Information prior to 2017 was unavailable. Schedule is intended to show information for 10 years. Additional years will be displayed as they become available.

Amounts presented for each fiscal year were determined as of the ESC's measurement date which is the prior year-end.

SEE ACCOMPANYING NOTES TO THE REQUIRED SUPPLEMENTARY INFORMATION

**EDUCATIONAL SERVICE CENTER OF EASTERN OHIO  
MAHONING COUNTY, OHIO**

SCHEDULES OF REQUIRED SUPPLEMENTARY INFORMATION

SCHEDULE OF THE ESC'S PROPORTIONATE SHARE OF  
THE NET OPEB LIABILITY/ASSET  
STATE TEACHERS RETIREMENT SYSTEM (STRS) OF OHIO

LAST FIVE FISCAL YEARS

	<u>2021</u>	<u>2020</u>	<u>2019</u>	<u>2018</u>	<u>2017</u>
ESC's proportion of the net OPEB liability/asset	0.09477194%	0.11172415%	0.12651032%	0.11792976%	0.11788892%
ESC's proportionate share of the net OPEB liability/(asset)	\$ (1,665,616)	\$ (1,850,420)	\$ (2,032,892)	\$ 4,601,184	\$ 6,304,811
ESC's covered payroll	\$ 11,139,800	\$ 12,882,207	\$ 14,615,386	\$ 12,950,043	\$ 12,711,636
ESC's proportionate share of the net OPEB liability/asset as a percentage of its covered payroll	14.95%	14.36%	13.91%	35.53%	49.60%
Plan fiduciary net position as a percentage of the total OPEB liability/asset	182.10%	174.70%	176.00%	47.10%	37.33%

Note: Information prior to 2017 was unavailable. Schedule is intended to show information for 10 years. Additional years will be displayed as they become available.

Amounts presented for each fiscal year were determined as of the ESC's measurement date which is the prior year-end.

SEE ACCOMPANYING NOTES TO THE REQUIRED SUPPLEMENTARY INFORMATION

**EDUCATIONAL SERVICE CENTER OF EASTERN OHIO  
MAHONING COUNTY, OHIO**

SCHEDULES OF REQUIRED SUPPLEMENTARY INFORMATION

SCHEDULE OF ESC OPEB CONTRIBUTIONS  
SCHOOL EMPLOYEES RETIREMENT SYSTEM (SERS) OF OHIO

	LAST TEN FISCAL YEARS			
	<u>2021</u>	<u>2020</u>	<u>2019</u>	<u>2018</u>
Contractually required contribution	\$ 3,022	\$ 1,745	\$ 16,123	\$ 16,308
Contributions in relation to the contractually required contribution	<u>(3,022)</u>	<u>(1,745)</u>	<u>(16,123)</u>	<u>(16,308)</u>
Contribution deficiency (excess)	<u>\$ -</u>	<u>\$ -</u>	<u>\$ -</u>	<u>\$ -</u>
ESC's covered payroll	\$ 2,392,121	\$ 2,378,393	\$ 2,661,830	\$ 2,743,119
Contributions as a percentage of covered payroll	0.13%	0.07%	0.61%	0.59%

SEE ACCOMPANYING NOTES TO THE REQUIRED SUPPLEMENTARY INFORMATION

<u>2017</u>	<u>2016</u>	<u>2015</u>	<u>2014</u>	<u>2013</u>	<u>2012</u>
\$ 2,793	\$ 77,806	\$ 121,180	\$ 91,890	\$ 86,501	\$ 100,756
<u>(2,793)</u>	<u>(77,806)</u>	<u>(121,180)</u>	<u>(91,890)</u>	<u>(86,501)</u>	<u>(100,756)</u>
<u>\$ -</u>	<u>\$ -</u>	<u>\$ -</u>	<u>\$ -</u>	<u>\$ -</u>	<u>\$ -</u>
\$ 2,523,155	\$ 4,616,329	\$ 4,825,994	\$ 4,767,237	\$ 2,949,913	\$ 3,202,885
0.11%	1.69%	2.51%	1.93%	2.93%	3.15%

**EDUCATIONAL SERVICE CENTER OF EASTERN OHIO  
MAHONING COUNTY, OHIO**

SCHEDULES OF REQUIRED SUPPLEMENTARY INFORMATION

SCHEDULE OF ESC OPEB CONTRIBUTIONS  
STATE TEACHERS RETIREMENT SYSTEM (STRS) OF OHIO

	LAST TEN FISCAL YEARS			
	<u>2021</u>	<u>2020</u>	<u>2019</u>	<u>2018</u>
Contractually required contribution	\$ -	\$ -	\$ -	\$ -
Contributions in relation to the contractually required contribution	<u>-</u>	<u>-</u>	<u>-</u>	<u>-</u>
Contribution deficiency (excess)	<u>\$ -</u>	<u>\$ -</u>	<u>\$ -</u>	<u>\$ -</u>
ESC's covered payroll	\$ 9,627,207	\$ 11,139,800	\$ 12,882,207	\$ 14,615,386
Contributions as a percentage of covered payroll	0.00%	0.00%	0.00%	0.00%

SEE ACCOMPANYING NOTES TO THE REQUIRED SUPPLEMENTARY INFORMATION

<u>2017</u>	<u>2016</u>	<u>2015</u>	<u>2014</u>	<u>2013</u>	<u>2012</u>
\$ -	\$ -	\$ -	\$ 115,111	\$ 111,314	\$ 106,390
-	-	-	(115,111)	(111,314)	(106,390)
<u>\$ -</u>	<u>\$ -</u>	<u>\$ -</u>	<u>\$ -</u>	<u>\$ -</u>	<u>\$ -</u>
\$ 12,950,043	\$ 12,711,636	\$ 11,418,079	\$ 11,408,792	\$ 11,131,354	\$ 10,638,969
0.00%	0.00%	0.00%	1.00%	1.00%	1.00%

**EDUCATIONAL SERVICE CENTER OF EASTERN OHIO  
MAHONING COUNTY, OHIO**

NOTES TO THE REQUIRED SUPPLEMENTARY INFORMATION  
FOR THE FISCAL YEAR ENDED JUNE 30, 2021

---

PENSION

---

*SCHOOL EMPLOYEES RETIREMENT SYSTEM (SERS) OF OHIO*

Changes in benefit terms: There were no changes in benefit terms from the amounts reported for fiscal years 2014-2017. For fiscal year 2018, SERS changed from a fixed 3% annual increase to a Cost of Living Adjustment (COLA) based on the changes in the Consumer Price Index (CPI-W), with a cap of 2.5% and a floor of 0%. There were no changes in benefit terms from the amounts previously reported for fiscal years 2019-2021.

Changes in assumptions: There were no changes in methods and assumptions used in the calculation of actuarial determined contributions for fiscal years 2014-2016. For fiscal year 2017, the following changes of assumptions affected the total pension liability since the prior measurement date: (a) the assumed rate of inflation was reduced from 3.25% to 3.00%, (b) payroll growth assumption was reduced from 4.00% to 3.50%, (c) assumed real wage growth was reduced from 0.75% to 0.50%, (d) rates of withdrawal, retirement and disability were updated to reflect recent experience, (e) mortality among active members was updated to RP-2014 Blue Collar Mortality Table with fully generational projection and a five year age set-back for both males and females, (f) mortality among service retired members and beneficiaries was updated to the following RP-2014 Blue Collar Mortality Table with fully generational projection with Scale BB, 120% of male rates and 110% of female rates, (g) mortality among disabled members was updated to RP-2000 Disabled Mortality Table, 90% for male rates and 100% for female rates, set back five years is used for the period after disability retirement and (h) the discount rate was reduced from 7.75% to 7.50%. There were no changes in methods and assumptions used in the calculation of actuarial determined contributions for fiscal years 2018-2021.

*STATE TEACHERS RETIREMENT SYSTEM (STRS) OF OHIO*

Changes in benefit terms: There were no changes in benefit terms from the amounts reported for fiscal years 2014-2017. For fiscal year 2018, STRS decreased the Cost of Living Adjustment (COLA) to zero. There were no changes in benefit terms from amounts previously reported for fiscal years 2019-2021.

Changes in assumptions: There were no changes in methods and assumptions used in the calculation of actuarial determined contributions for fiscal years 2014-2017. For fiscal year 2018, the following changes of assumption affected the total pension liability since the prior measurement date: (a) the long-term expected rate of return was reduced from 7.75% to 7.45%, (b) the inflation assumption was lowered from 2.75% to 2.50%, (c) the payroll growth assumption was lowered to 3.00%, (d) total salary increases rate was lowered by decreasing the merit component of the individual salary increases, in addition to a decrease of 0.25% due to lower inflation, (e) the healthy and disabled mortality assumptions were updated to the RP-2014 mortality tables with generational improvement scale MP-2016 and (f) rates of retirement, termination and disability were modified to better reflect anticipated future experience. There were no changes in methods and assumptions used in the calculation of actuarial determined contributions for fiscal years 2019-2021.

---

OTHER POSTEMPLOYMENT BENEFITS (OPEB)

---

*SCHOOL EMPLOYEES RETIREMENT SYSTEM (SERS) OF OHIO*

Changes in benefit terms: There were no changes in benefit terms from the amounts previously reported for fiscal years 2017-2021.

(Continued)

**EDUCATIONAL SERVICE CENTER OF EASTERN OHIO  
MAHONING COUNTY, OHIO**

NOTES TO THE REQUIRED SUPPLEMENTARY INFORMATION (CONTINUED)  
FOR THE FISCAL YEAR ENDED JUNE 30, 2021

OTHER POSTEMPLOYMENT BENEFITS (OPEB) (Continued)

---

Changes in assumptions: There were no changes in methods and assumptions used in the calculation of actuarial determined contributions for fiscal year 2017. For fiscal year 2018, the following changes of assumptions affected the total OPEB liability since the prior measurement date: (a) assumed rate of inflation was reduced from 3.25% to 3.00%, (b) payroll growth assumption was reduced from 4.00% to 3.50%, (c) assumed real wage growth was reduced from 0.75% to 0.50%, (d) rates of withdrawal, retirement, and disability were updated to reflect recent experience, (e) mortality among active members was updated to the following: RP-2014 Blue Collar Mortality Table with fully generational projection and a five-year age set-back for both males and females, (f) mortality among service retired members and beneficiaries was updated to the following: RP-2014 Blue Collar Mortality Table with fully generational projection with Scale BB, 120% of male rates, and 110% of female rates, (g) mortality among disabled members was updated to the following: RP-2000 Disabled Mortality Table, 90% for male rates and 100% for female rates, set back five years is used for the period after disability retirement, (h) the municipal bond index rate increased from 2.92% to 3.56% and (i) the single equivalent interest rate, net of plan investment expense, including price inflation increased from 2.98% to 3.63%. For fiscal year 2019, the following changes of assumptions affected the total OPEB liability since the prior measurement date: (a) the discount rate increased from 3.63% to 3.70%, (b) the health care cost trend rates for Medicare were changed from a range of 5.50%-5.00% to a range of 5.375%-4.75% and Pre-Medicare were changed from a range of 7.50%-5.00% to a range of 7.25%-4.75%, (c) the municipal bond index rate increased from 3.56% to 3.62% and (d) the single equivalent interest rate, net of plan investment expense, including price inflation increased from 3.63% to 3.70%. For fiscal year 2020, the following changes of assumptions affected the total OPEB liability since the prior measurement date: (a) the discount rate decreased from 3.70% to 3.22%, (b) the health care cost trend rates for Medicare were changed from a range of 5.375%-4.75% to a range of 5.25%-4.75% and Pre-Medicare were changed from a range of 7.25%-4.75% to a range of 7.00%-4.75%, (c) the municipal bond index rate decreased from 3.62% to 3.13% and (d) the single equivalent interest rate, net of plan investment expense, including price inflation decreased from 3.70% to 3.22%. For fiscal year 2021, the following changes of assumptions affected the total OPEB liability since the prior measurement date: (a) the discount rate decreased from 3.22% to 2.63% and (b) the municipal bond index rate decreased from

*STATE TEACHERS RETIREMENT SYSTEM (STRS) OF OHIO*

Changes in benefit terms: There were no changes in benefit terms from the amounts previously reported for fiscal year 2017. For fiscal year 2018, STRS reduced the subsidy multiplier for non-Medicare benefit recipients from 2.1% to 1.9% per year of service. Medicare Part B premium reimbursements were discontinued for certain survivors and beneficiaries and all remaining Medicare Part B premium reimbursements will be discontinued beginning January 2019. For fiscal year 2019, STRS increased the subsidy multiplier for non-Medicare benefit recipients from 1.9% to 1.944% per year of service effective January 1, 2019. The non-Medicare frozen subsidy base premium was increased January 1, 2019 and all remaining Medicare Part B premium reimbursements will be discontinued beginning January 1, 2020. For fiscal year 2020, STRS increased the subsidy percentage from 1.944% to 1.984% effective January 1, 2020. The Medicare subsidy percentages were adjusted effective January 1, 2021 to 2.1% for the Medicare plan. The Medicare Part B monthly reimbursement elimination date was postponed to January 1, 2021. For fiscal year 2021, the non-Medicare subsidy percentage was increased effective January 1, 2021 from 1.984% to 2.055% per year of service. The non-Medicare frozen subsidy base premium was increased effective January 1, 2021. The Medicare subsidy percentages were adjusted effective January 1, 2021 to 2.1% for the AMA Medicare plan. The Medicare Part B monthly reimbursement elimination date was postponed indefinitely.

Changes in assumptions: There were no changes in methods and assumptions used in the calculation of actuarial determined contributions for fiscal year 2017. For fiscal year 2018, the following changes of assumptions affected the total OPEB liability since the prior measurement date: (a) the discount rate was increased from 3.26% to 4.13% based on the methodology defined under GASB Statement No. 74, Financial Reporting for Postemployment Benefit Plans Other Than Pension Plans (OPEB), (b) the long term expected rate of return was reduced from 7.75% to 7.45%, (c) valuation year per capita health care costs were updated, and the salary scale was modified, (d) the percentage of future retirees electing each option was updated based on current data and the percentage of future disabled retirees and terminated vested participants electing health coverage were decreased and (e) the assumed mortality, disability, retirement, withdrawal and future health care cost trend rates were modified along with the portion of rebated prescription drug costs. For fiscal year 2019, the following changes of assumptions affected the total OPEB liability/asset since the prior measurement date: (a) the discount rate was increased from the blended rate of 4.13% to the long-term expected rate of return of 7.45% based on the methodology defined under GASB Statement No. 74, Financial Reporting for Postemployment Benefit Plans Other Than Pension Plans (OPEB) and (b) decrease in health care cost trend rates from 6.00%-11.00% initial; 4.50% ultimate down to Medical Pre-Medicare 6.00% and Medicare 5.00% initial; 4.00% ultimate and Prescription Drug Pre-Medicare 8.00% and Medicare (5.23%) initial; 4.00% ultimate. For fiscal year 2020, health care cost trend rates were changed to the following: medical pre-Medicare from 6.00% initial - 4.00% ultimate down to 5.87% initial - 4.00% ultimate; medical Medicare from 5.00% initial - 4.00% ultimate down to 4.93% initial - 4.00% ultimate; prescription drug pre-Medicare from 8.00% initial - 4.00% ultimate down to 7.73% initial - 4.00% ultimate and (5.23%) initial - 4.00% ultimate up to 9.62% initial - 4.00% ultimate. For fiscal year 2021, health care cost trend rates were changed to the following: medical pre-Medicare from 5.87% initial - 4.00% ultimate down to 5.00% initial - 4.00% ultimate; medical Medicare from 4.93% initial - 4.00% ultimate down to 9.62% initial - 4.00% ultimate up to 11.87% initial - 4.00% ultimate.



**EDUCATIONAL SERVICE CENTER OF EASTERN OHIO  
MAHONING COUNTY  
SCHEDULE OF EXPENDITURES OF FEDERAL AWARDS  
FOR THE YEAR ENDED JUNE 30, 2021  
(Prepared by Management)**

<b>FEDERAL GRANTOR Pass Through Grantor Program/Cluster Title</b>	<b>Federal ALS Number</b>	<b>Total Federal Expenditures</b>
<b>U.S. DEPARTMENT OF AGRICULTURE</b>		
<b>Passed Through Ohio Department of Education</b>		
<i>Child Nutrition Cluster:</i>		
National School Breakfast Program	10.553	\$ 9,440
National School Breakfast Program (COVID-19)	10.553	1,397
National School Lunch Program	10.555	13,661
National School Lunch Program (COVID-19)	10.555	1,959
<i>Total Child Nutrition Cluster</i>		<u>26,457</u>
Fresh Fruit and Vegetable Program	10.582	<u>2,490</u>
Total U.S. Department of Agriculture		<b>28,947</b>
<b>U.S. DEPARTMENT OF EDUCATION</b>		
<b>Passed Through Ohio Department of Education</b>		
Coronavirus Relief Fund (CRF) - Broadband Ohio Connectivity	21.019	14,320
<i>CARES ACT Education Stabilization Fund (ESF) Programs:</i>		
Elementary and Secondary School School Emergency Relief (ESSER) Fund	84.425D	45,188
Governor's Emergency Education Relief (GEER) Fund	84.425C	140,935
<i>Total ESF Programs</i>		<u>186,123</u>
<i>Special Education Cluster:</i>		
Special Education Grants to States - IDEA Part B	84.027	1,698,064
Special Education Preschool Grants	84.173	240,737
<i>Total Special Education Cluster</i>		<u>1,938,801</u>
Special Education State Personnel Development Partners - OLL Grant	84.323	292,581
English Language Acquisition Grants	84.326M	9,441
Supporting Effective Instruction - OTES 2.0 Grant	84.365A	13,648
Supporting Effective Instruction - OTES 2.0 Grant	84.367	28,678
Comprehensive Literacy State Development Grant	84.371C	171,403
Striving Readers Comprehensive Literacy Grant	84.371C	266,547
Title I Grants to Local Educational Agencies	84.010	<u>97,587</u>
Total Passed Through Ohio Department of Education		<b>3,019,129</b>
<b>Passed Through Ohio Rehabilitation Services Commission</b>		
Rehabilitation Services - Vocational Rehabilitation Grants to States	84.126	<u>475,192</u>
Total Passed Through Ohio Rehabilitation Services Commission		<b>475,192</b>

**EDUCATIONAL SERVICE CENTER OF EASTERN OHIO  
MAHONING COUNTY  
SCHEDULE OF EXPENDITURES OF FEDERAL AWARDS - (Continued)  
FOR THE YEAR ENDED JUNE 30, 2021  
(Prepared by Management)**

<b>FEDERAL GRANTOR Pass Through Grantor Program/Cluster Title</b>	<b>Federal ALS Number</b>	<b>Total Federal Expenditures</b>
<b><i>Passed Through Ohio State University</i></b>		
Statewide Family Engagement Centers	84.310A	157,793
Total Passed Through Ohio State University		<b>157,793</b>
Total U.S. Department of Education		<b>3,652,114</b>
<b>U.S. DEPARTMENT OF HEALTH AND HUMAN SERVICES</b>		
<b><i>Passed Through the Ohio Department of Health</i></b>		
Maternal, Infant, and Early Childhood Home Visiting Program	93.870	466,180
Total Passed Through Ohio Department of Health		<b>466,180</b>
Total U.S. Department of Health and Human Services		<b>466,180</b>
<b>U.S. DEPARTMENT OF JUSTICE PROGRAMS</b>		
<b><i>Passed through the Ohio Department of Youth Services</i></b>		
Title II Formula Grant - Reduction Youth Substance Abuse and Violence	16.540	13,919
Total Passed through the Ohio Department of Youth Services		<b>13,919</b>
Total U.S. Department of Justice Programs		<b>13,919</b>
<b>Total Expenditures of Federal Awards</b>		<b>\$ 4,161,160</b>

*See the accompanying notes to the schedule of expenditures of federal awards.*

**Educational Service Center of Eastern Ohio  
Mahoning County  
Notes to the Schedule of Expenditures of Federal Awards  
2 CFR 200.510(b)(6)  
For the Year Ended June 30, 2021  
(Prepared by Management)**

**NOTE A – BASIS OF PRESENTATION**

The accompanying Schedule of Expenditures of Federal Awards (the Schedule) includes the federal award activity of the Educational Service Center of Eastern Ohio, Mahoning County, (the ESC) under programs of the federal government for the year ended June 30, 2021. The information on this Schedule is prepared in accordance with the requirements of Title 2 U.S. Code of Federal Regulations Part 200, *Uniform Administrative Requirements, Cost Principles, and Audit Requirements for Federal Awards* (Uniform Guidance). Because the Schedule presents only a selected portion of the operations of the ESC, it is not intended to and does not present the financial position or changes in net position of the ESC.

**NOTE B – SUMMARY OF SIGNIFICANT ACCOUNTING POLICIES**

Expenditures reported on the Schedule are reported on the cash basis of accounting. Such expenditures are recognized following the cost principles contained in Uniform Guidance wherein certain types of expenditures may or may not be allowable or may be limited as to reimbursement.

**NOTE C – INDIRECT COST RATE**

The ESC has an approved Indirect Cost Plan with the Ohio Department of Education for the year ended June 30, 2021. The Restricted Indirect Cost Rate was 3.72% and the Unrestricted Indirect Cost Rate was 8.41%.

**NOTE D - CHILD NUTRITION CLUSTER**

The ESC commingles cash receipts from the U.S. Department of Agriculture with similar State grants. When reporting expenditures on this Schedule, the ESC assumes it expends federal monies first.

**NOTE E – TRANSFERS BETWEEN PROGRAM YEARS**

Federal regulations require schools to obligate certain federal awards by June 30. However, with ODE’s consent, schools can transfer unobligated amounts to the subsequent fiscal year’s program. The ESC transferred the following amounts from 2021 to 2022 programs:

<u>Program Title</u>	<u>CFDA Number</u>	<u>Amount Transferred</u>
State Professional Development	84.323	\$ 92,812

**INDEPENDENT AUDITOR'S REPORT ON INTERNAL CONTROL OVER  
FINANCIAL REPORTING AND ON COMPLIANCE AND OTHER MATTERS  
BASED ON AN AUDIT OF FINANCIAL STATEMENTS PERFORMED IN  
ACCORDANCE WITH GOVERNMENT AUDITING STANDARDS**

Educational Service Center of Eastern Ohio  
Mahoning County  
7320 North Palmyra Road  
Canfield, Ohio 44406

To the Governing Board:

We have audited, in accordance with the auditing standards generally accepted in the United States of America and the standards applicable to financial audits contained in *Government Auditing Standards*, issued by the Comptroller General of the United States, the financial statements of the governmental activities, each major fund, and the aggregate remaining fund information of the Educational Service Center of Eastern Ohio, Mahoning County, Ohio (the ESC) as of and for the year ended June 30, 2021, and the related notes to the financial statements, which collectively comprise the ESC's basic financial statements and have issued our report thereon dated August 15, 2022. We noted the financial impact of COVID-19 and the ensuing emergency measures will impact subsequent periods of the ESC.

***Internal Control Over Financial Reporting***

In planning and performing our audit of the financial statements, we considered the ESC's internal control over financial reporting (internal control) to determine the audit procedures that are appropriate in the circumstances for the purpose of expressing our opinion on the financial statements, but not for the purpose of expressing an opinion on the effectiveness of the ESC's internal control. Accordingly, we do not express an opinion on the effectiveness of the ESC's internal control.

A *deficiency in internal control* exists when the design or operation of a control does not allow management or employees, in the normal course of performing their assigned functions, to prevent, or detect and correct, misstatements on a timely basis. A *material weakness* is a deficiency, or combination of deficiencies in internal control, such that there is a reasonable possibility that a material misstatement of the ESC's financial statements will not be prevented or detected and corrected on a timely basis. A *significant deficiency* is a deficiency, or a combination of deficiencies, in internal control that is less severe than a material weakness, yet important enough to merit attention by those charged with governance.

Our consideration of internal control was for the limited purpose described in the first paragraph of this section and was not designed to identify all deficiencies in internal control that might be material weaknesses or significant deficiencies. Given these limitations, during our audit we did not identify any deficiencies in internal control that we consider material weaknesses. However, material weaknesses may exist that have not been identified.


***Compliance and Other Matters***

As part of obtaining reasonable assurance about whether the ESC's financial statements are free from material misstatement, we performed tests of its compliance with certain provisions of laws, regulations, contracts, and grant agreements, noncompliance with which could have a direct and material effect on the determination of financial statement amounts. However, providing an opinion on compliance with those provisions was not an objective of our audit and accordingly, we do not express such an opinion. The results of our tests disclosed no instances of noncompliance or other matters that are required to be reported under *Government Auditing Standards*.

However, we noted certain matters not requiring inclusion in this report that we reported to the ESC's management in a separate letter dated August 15, 2022.

***Purpose of this Report***

The purpose of this report is solely to describe the scope of our testing of internal control and compliance and the results of that testing, and not to provide an opinion on the effectiveness of the ESC's internal control or on compliance. This report is an integral part of an audit performed in accordance with *Government Auditing Standards* in considering the ESC's internal control and compliance. Accordingly, this communication is not suitable for any other purpose.



*Charles E. Harris & Associates, Inc.*  
August 15, 2022

**INDEPENDENT AUDITOR'S REPORT ON COMPLIANCE  
FOR EACH MAJOR PROGRAM AND ON INTERNAL CONTROL OVER COMPLIANCE  
REQUIRED BY THE UNIFORM GUIDANCE**

Educational Service Center of Eastern Ohio  
Mahoning County  
7320 North Palmyra Road  
Canfield, Ohio 44406

To the Governing Board:

***Report on Compliance for Each Major Federal Program***

We have audited the Educational Service Center of Eastern Ohio, Mahoning County, Ohio's (the ESC) compliance with the types of compliance requirements described in the U.S. Office of Management and Budget (OMB) *Compliance Supplement* that could have a direct and material effect on the ESC's major federal programs for the year ended June 30, 2021. The ESC's major federal programs are identified in the Summary of Auditor's Results section of the accompanying Schedule of Findings.

***Management's Responsibility***

Management is responsible for compliance with federal statutes, regulations, and the terms and conditions of its federal awards applicable to its federal programs.

***Auditor's Responsibility***

Our responsibility is to express an opinion on compliance for the ESC's major federal programs based on our audit of the types of compliance requirements referred to above. We conducted our audit of compliance in accordance with auditing standards generally accepted in the United States of America; the standards applicable to financial audits contained in *Government Auditing Standards* issued by the Comptroller General of the United States; and the audit requirements of Title 2 U.S. *Code of Federal Regulation* (CFR) Part 200, *Uniform Administrative Requirements, Cost Principles and Audit Requirements for Federal Awards* (Uniform Guidance). Those standards and the Uniform Guidance require that we plan and perform the audit to obtain reasonable assurance about whether noncompliance with the types of compliance requirements referred to above that could have a direct and material effect on a major federal program occurred. An audit includes examining, on a test basis, evidence about the ESC's compliance with those requirements and performing such other procedures as we considered necessary in the circumstances.

We believe that our audit provides a reasonable basis for our opinion on compliance for each of its major federal programs. However, our audit does not provide a legal determination of the ESC's compliance.

***Opinion on the Major Federal Program***

In our opinion, the Educational Service Center of Eastern Ohio, Mahoning County, Ohio complied, in all material respects, with the types of compliance requirements referred to above that could have a direct and material effect on the major federal program for the year ended June 30, 2021.

***Report on Internal Control Over Compliance***

Management of the ESC is responsible for establishing and maintaining effective internal control over compliance with the types of compliance requirements referred to above. In planning and performing our audit of compliance, we considered the ESC's internal control over compliance with the types of requirements that could have a direct and material effect on the major federal program to determine the auditing procedures that are appropriate in the circumstances for the purpose of expressing an opinion on compliance for the major federal program and to test and report on internal control over compliance in accordance with the Uniform Guidance, but not for the purpose of expressing an opinion on the effectiveness of internal control over compliance. Accordingly, we do not express an opinion on the effectiveness of the ESC's internal control over compliance.

*A deficiency in internal control over compliance* exists when the design or operation of a control over compliance does not allow management or employees, in the normal course of performing their assigned functions, to prevent, or to detect and correct, noncompliance with a type of compliance requirement of a federal program on a timely basis. *A material weakness in internal control over compliance* is a deficiency, or combination of deficiencies, in internal control over compliance, such that there is a reasonable possibility that material noncompliance with a type of compliance requirement of a federal program will not be prevented, or detected and corrected, on a timely basis. *A significant deficiency in internal control over compliance* is a deficiency, or a combination of deficiencies, in internal control over compliance with a type of compliance requirement of a federal program that is less severe than a material weakness in internal control over compliance, yet important enough to merit attention by those charged with governance.

Our consideration of internal control over compliance was for the limited purpose described in the first paragraph of this section and was not designed to identify all deficiencies in internal control over compliance that might be material weaknesses or significant deficiencies. We did not identify any deficiencies in internal control over compliance that we consider to be material weaknesses. However, material weaknesses may exist that have not been identified.

The purpose of this report on internal control over compliance is solely to describe the scope of testing of internal control over compliance and the results of that testing based on the requirements of the Uniform Guidance. Accordingly, this report is not suitable for any other purpose.



*Charles E. Harris & Associates, Inc.*  
August 15, 2022

**Educational Service Center of Eastern Ohio  
Mahoning County  
Schedule of Findings  
2 CFR § 200.515  
June 30, 2021**

**1. SUMMARY OF AUDITOR'S RESULTS**

<i>(d)(1)(i)</i>	<b>Type of Financial Statement Opinion</b>	Unmodified
<i>(d)(1)(ii)</i>	<b>Were there any material weaknesses in internal control reported at the financial statement level (GAGAS)?</b>	No
<i>(d)(1)(ii)</i>	<b>Were there any significant deficiencies in internal control reported at the financial statement level (GAGAS)?</b>	No
<i>(d)(1)(iii)</i>	<b>Was there any reported material noncompliance at the financial statement level (GAGAS)?</b>	No
<i>(d)(1)(iv)</i>	<b>Were there any material weaknesses in internal control reported for major federal programs?</b>	No
<i>(d)(1)(iv)</i>	<b>Were there any significant deficiencies in internal control reported for major federal programs?</b>	No
<i>(d)(1)(v)</i>	<b>Type of Major Programs' Compliance Opinion</b>	Unmodified
<i>(d)(1)(vi)</i>	<b>Are there any reportable findings under 2 CFR § 200.516(a)?</b>	No
<i>(d)(1)(vii)</i>	<b>Major Programs (list):</b>	Special Education Cluster: IDEA Part B – ALS # 84.027; Preschool Grants - ALS # 84.173 CARES Act Education Stabilization Fund (ESF): ESSER - ALS # 84.425D; GEER - ALS # 84.425C
<i>(d)(1)(viii)</i>	<b>Dollar Threshold: Type A\B Programs</b>	Type A: > \$ 750,000 Type B: all others
<i>(d)(1)(ix)</i>	<b>Low Risk Auditee under 2 CFR §200.520?</b>	No



**Educational Service Center of Eastern Ohio  
Mahoning County  
Schedule of Findings – (continued)  
2 CFR § 200.515  
June 30, 2021**

<b>2. FINDINGS RELATED TO THE FINANCIAL STATEMENTS REQUIRED TO BE REPORTED IN ACCORDANCE WITH GAGAS</b>
---

None.

<b>3. FINDINGS FOR FEDERAL AWARDS</b>
---------------------------------------

None.

**This page intentionally left blank.**

# OHIO AUDITOR OF STATE KEITH FABER



**MAHONING COUNTY EDUCATIONAL SERVICE CENTER DBA EDUCATIONAL SERVICE CENTER  
OF EASTERN OHIO**

**MAHONING COUNTY**

**AUDITOR OF STATE OF OHIO CERTIFICATION**

This is a true and correct copy of the report, which is required to be filed pursuant to Section 117.26, Revised Code, and which is filed in the Office of the Ohio Auditor of State in Columbus, Ohio.



**Certified for Release 10/18/2022**

88 East Broad Street, Columbus, Ohio 43215  
Phone: 614-466-4514 or 800-282-0370

This report is a matter of public record and is available online at  
[www.ohioauditor.gov](http://www.ohioauditor.gov)