

**EAST KNOX LOCAL
SCHOOL DISTRICT**
KNOX COUNTY, OHIO

SINGLE AUDIT

**FOR THE FISCAL YEAR ENDED
JUNE 30, 2022**



88 East Broad Street
Columbus, Ohio 43215
IPARepor@ohioauditor.gov
(800) 282-0370

Board of Education
East Knox Local School District
23201 Coshocton Road
Howard, Ohio 43028

We have reviewed the *Independent Auditor's Report* of the East Knox Local School District, Knox County, prepared by Julian & Grube, Inc., for the audit period July 1, 2021 through June 30, 2022. Based upon this review, we have accepted these reports in lieu of the audit required by Section 117.11, Revised Code. The Auditor of State did not audit the accompanying financial statements and, accordingly, we are unable to express, and do not express an opinion on them.

Our review was made in reference to the applicable sections of legislative criteria, as reflected by the Ohio Constitution, and the Revised Code, policies, procedures and guidelines of the Auditor of State, regulations and grant requirements. The East Knox Local School District is responsible for compliance with these laws and regulations.

A handwritten signature in black ink that reads "Keith Faber".

Keith Faber
Auditor of State
Columbus, Ohio

December 08, 2022

This page intentionally left blank.

**EAST KNOX LOCAL SCHOOL DISTRICT
KNOX COUNTY, OHIO**

TABLE OF CONTENTS

Independent Auditor’s Report	1 - 3
Management’s Discussion and Analysis	4 - 15
Basic Financial Statements:	
Government-Wide Financial Statements:	
Statement of Net Position	16
Statement of Activities	17
Fund Financial Statements:	
Balance Sheet - Governmental Funds	18
Reconciliation of Total Governmental Fund Balances to Net Position of Governmental Activities	19
Statement of Revenues, Expenditures and Changes in Fund Balances - Governmental Funds.....	20
Reconciliation of the Statement of Revenues, Expenditures and Changes in Fund Balances of Governmental Funds to the Statement of Activities	21
Statement of Revenues, Expenditures and Changes in Fund Balance - Budget and Actual (Non-GAAP Budgetary Basis) - General Fund	22
Statement of Net Position - Proprietary Fund	23
Statement of Revenues, Expenses and Changes in Net Position - Proprietary Fund.....	24
Statement of Cash Flows - Proprietary Fund.....	25
Notes to the Basic Financial Statements.....	26 - 70
Required Supplementary Information:	
Schedule of the District’s Proportionate Share of the Net Pension Liability:	
School Employees Retirement System (SERS) of Ohio	73 - 74
State Teachers Retirement System (STRS) of Ohio	75 - 76
Schedule of District Pension Contributions:	
School Employees Retirement System (SERS) of Ohio	77 - 78
State Teachers Retirement System (STRS) of Ohio	79 - 80
Schedule of the District’s Proportionate Share of the Net OPEB Liability/Asset:	
School Employees Retirement System (SERS) of Ohio	81 - 82
State Teachers Retirement System (STRS) of Ohio	83 - 84
Schedule of District OPEB Contributions:	
School Employees Retirement System (SERS) of Ohio	85 - 86
State Teachers Retirement System (STRS) of Ohio	87 - 88
Notes to the Required Supplementary Information	89 - 91
Supplementary Information:	
Schedule of Expenditures of Federal Awards	92
Notes to the Schedule of Expenditures of Federal Awards.....	93
Independent Auditor’s Report on Internal Control Over Financial Reporting and on Compliance and Other Matters Based on an Audit of Financial Statements Performed in Accordance With <i>Government Auditing Standards</i>	94 - 95
Independent Auditor’s Report on Compliance for Each Major Program and on Internal Control Over Compliance Required by the Uniform Guidance.....	96 - 98
Schedule of Findings 2 <i>CFR</i> § 200.515.....	99

This page intentionally left blank.

Independent Auditor's Report

East Knox Local School District
Knox County
23201 Coshocton Road
Howard, Ohio 43028

To the Members of the Board of Education:

Report on the Audit of the Financial Statements

Opinions

We have audited the accompanying financial statements of the governmental activities, each major fund, and the aggregate remaining fund information of the East Knox Local School District, Knox County, Ohio, as of and for the fiscal year ended June 30, 2022, and the related notes to the financial statements, which collectively comprise the East Knox Local School District's basic financial statements as listed in the table of contents.

In our opinion, the financial statements referred to above present fairly, in all material respects, the respective financial position of the governmental activities, each major fund, and the aggregate remaining fund information of the East Knox Local School District, as of June 30, 2022, and the respective changes in financial position, and, where applicable, cash flows thereof and the budgetary comparison for the General Fund for the fiscal year then ended in accordance with accounting principles generally accepted in the United States of America.

Basis for Opinions

We conducted our audit in accordance with auditing standards generally accepted in the United States of America and the standards applicable to financial audits contained in *Government Auditing Standards*, issued by the Comptroller General of the United States. Our responsibilities under those standards are further described in the "Auditor's Responsibilities for the Audit of the Financial Statements" section of our report. We are required to be independent of the East Knox Local School District and to meet our other ethical responsibilities, in accordance with the relevant ethical requirements relating to our audit. We believe that the audit evidence we have obtained is sufficient and appropriate to provide a basis for our audit opinions.

Emphasis of Matter

As described in Note 18 to the financial statements, the financial impact of COVID-19 and the continuing emergency measures may impact subsequent periods of the East Knox Local School District. Our opinions are not modified with respect to this matter.

Responsibilities of Management for the Financial Statements

Management is responsible for the preparation and fair presentation of the financial statements in accordance with accounting principles generally accepted in the United States of America, and for the design, implementation, and maintenance of internal control relevant to the preparation and fair presentation of financial statements that are free from material misstatement, whether due to fraud or error.

In preparing the financial statements, management is required to evaluate whether there are conditions or events, considered in the aggregate, that raise substantial doubt about the East Knox Local School District's ability to continue as a going concern for twelve months beyond the financial statement date, including any currently known information that may raise substantial doubt shortly thereafter.

Auditor's Responsibilities for the Audit of the Financial Statements

Our objectives are to obtain reasonable assurance about whether the financial statements as a whole are free from material misstatement, whether due to fraud or error, and to issue an auditor's report that includes our opinions. Reasonable assurance is a high level of assurance but is not absolute assurance and therefore is not a guarantee that an audit conducted in accordance with generally accepted auditing standards and *Government Auditing Standards* will always detect a material misstatement when it exists. The risk of not detecting a material misstatement resulting from fraud is higher than for one resulting from error, as fraud may involve collusion, forgery, intentional omissions, misrepresentations, or the override of internal control. Misstatements are considered material if there is a substantial likelihood that, individually or in the aggregate, they would influence the judgment made by a reasonable user based on the financial statements.

In performing an audit in accordance with generally accepted auditing standards and *Government Auditing Standards*, we:

- Exercise professional judgment and maintain professional skepticism throughout the audit.
- Identify and assess the risks of material misstatement of the financial statements, whether due to fraud or error, and design and perform audit procedures responsive to those risks. Such procedures include examining, on a test basis, evidence regarding the amounts and disclosures in the financial statements.
- Obtain an understanding of internal control relevant to the audit in order to design audit procedures that are appropriate in the circumstances, but not for the purpose of expressing an opinion on the effectiveness of the East Knox Local School District's internal control. Accordingly, no such opinion is expressed.
- Evaluate the appropriateness of accounting policies used and the reasonableness of significant accounting estimates made by management, as well as evaluate the overall presentation of the financial statements.
- Conclude whether, in our judgment, there are conditions or events, considered in the aggregate, that raise substantial doubt about the East Knox Local School District's ability to continue as a going concern for a reasonable period of time.

We are required to communicate with those charged with governance regarding, among other matters, the planned scope and timing of the audit, significant audit findings, and certain internal control-related matters that we identified during the audit.

Required Supplementary Information

Accounting principles generally accepted in the United States of America require that the management's discussion and analysis, and schedules of net pension and other post-employment benefit assets and liabilities and pension and other post-employment benefit contributions, listed in the table of contents be presented to supplement the basic financial statements. Such information is the responsibility of management and, although not a part of the basic financial statements, is required by the Governmental Accounting Standards Board who considers it to be an essential part of financial reporting for placing the basic financial statements in an appropriate operational, economic, or historical context. We have applied certain limited procedures to the required supplementary information in accordance with auditing standards generally accepted in the United States of America, which consisted of inquiries of management about the methods of preparing the information and comparing the information for consistency with management's responses to our inquiries, the basic financial statements, and other knowledge we obtained during our audit of the basic financial statements. We do not express an opinion or provide any assurance on the information because the limited procedures do not provide us with sufficient evidence to express an opinion or provide any assurance.

Supplementary Information

Our audit was conducted for the purpose of forming opinions on the financial statements that collectively comprise the East Knox Local School District's basic financial statements. The accompanying schedule of expenditures of federal awards, as required by Title 2 U.S. *Code of Federal Regulations* Part 200, *Uniform Administrative Requirements, Cost Principles, and Audit Requirements for Federal Awards*, is presented for purposes of additional analysis and is not a required part of the basic financial statements. Such information is the responsibility of management and was derived from and relates directly to the underlying accounting and other records used to prepare the basic financial statements. The information has been subjected to the auditing procedures applied in the audit of the basic financial statements and certain additional procedures, including comparing and reconciling such information directly to the underlying accounting and other records used to prepare the basic financial statements or to the basic financial statements themselves, and other additional procedures in accordance with auditing standards generally accepted in the United States of America. In our opinion, the schedule of expenditures of federal awards is fairly stated, in all material respects, in relation to the basic financial statements as a whole.

Other Reporting Required by Government Auditing Standards

In accordance with *Government Auditing Standards*, we have also issued our report dated November 22, 2022 on our consideration of the East Knox Local School District's internal control over financial reporting and on our tests of its compliance with certain provisions of laws, regulations, contracts, and grant agreements and other matters. The purpose of that report is solely to describe the scope of our testing of internal control over financial reporting and compliance and the results of that testing, and not to provide an opinion on the effectiveness of the East Knox Local School District's internal control over financial reporting or on compliance. That report is an integral part of an audit performed in accordance with *Government Auditing Standards* in considering the East Knox Local School District's internal control over financial reporting and compliance.



Julian & Grube, Inc.
November 22, 2022

**EAST KNOX LOCAL SCHOOL DISTRICT
KNOX COUNTY, OHIO**

**MANAGEMENT'S DISCUSSION AND ANALYSIS
FOR THE FISCAL YEAR ENDED JUNE 30, 2022**

The management's discussion and analysis of the East Knox Local School District's (the "District") financial performance provides an overall review of the District's financial activities for the fiscal year ended June 30, 2022. The intent of this discussion and analysis is to look at the District's financial performance as a whole; readers should also review the basic financial statements and the notes to the basic financial statements to enhance their understanding of the District's financial performance.

Financial Highlights

Key financial highlights for fiscal year 2022 are as follows:

- In total, net position of governmental activities increased \$4,708,971 which represents a 53.52% increase over the 2021 balance of \$8,798,957. This increase is primarily from an increase in property tax revenues and grant revenue.
- General revenues accounted for \$14,037,546 in revenue or 82.31% of all revenues. Program specific revenues in the form of charges for services and sales and grants and contributions accounted for \$3,017,233 or 17.69% of total revenues of \$17,054,779.
- The District had \$12,345,808 in expenses related to governmental activities; only \$3,017,233 of these expenses were offset by program specific charges for services and sales and operating grants and contributions. General revenues supporting governmental activities (primarily taxes and unrestricted grants and entitlements) of \$14,037,546 were adequate to provide for these programs.
- The District's major governmental funds are the general fund, the bond retirement fund, the permanent improvement fund and the building fund. The general fund had \$12,194,180 in revenues and other financing sources and \$9,337,421 in expenditures. During fiscal 2022, the general fund's fund balance increased \$2,856,759 from \$11,171,118 to \$14,027,877.
- The bond retirement fund had \$1,878,483 in revenues and \$1,835,242 in expenditures. During fiscal 2022, the bond retirement fund's fund balance increased \$43,241 from \$1,873,479 to \$1,916,720.
- The permanent improvement fund had \$3,627,439 in revenues and other financing sources and \$762,734 in expenditures. During fiscal 2022, the permanent improvement fund's fund balance increased \$2,864,705 from \$947,129 to \$3,811,834.
- The building fund had \$23,924 in revenues and \$10,412,892 in expenditures. During fiscal 2022, the building fund's fund balance decreased \$10,388,968 from \$13,214,639 to \$2,825,671.

Using These Basic Financial Statements

This annual report consists of a series of financial statements and notes to those statements. These statements are organized so the reader can understand the District as a financial whole, an entire operating entity. The statements then proceed to provide an increasingly detailed look at specific financial activities.

The *statement of net position* and *statement of activities* provide information about the activities of the whole District, presenting both an aggregate view of the District's finances and a longer-term view of those finances. Fund financial statements provide the next level of detail. For governmental funds, these statements tell how services were financed in the short-term as well as what remains for future spending. The fund financial statements also look at the District's most significant funds with all other nonmajor funds presented in total in one column. In the case of the District, the general fund, the bond retirement, the permanent improvement fund and the building fund are by far the most significant funds, and the only governmental funds reported as a major funds.

**EAST KNOX LOCAL SCHOOL DISTRICT
KNOX COUNTY, OHIO**

**MANAGEMENT'S DISCUSSION AND ANALYSIS
FOR THE FISCAL YEAR ENDED JUNE 30, 2022**

Reporting the District as a Whole

Statement of Net Position and the Statement of Activities

While this document contains the large number of funds used by the District to provide programs and activities, the view of the District as a whole looks at all financial transactions and asks the question, "How did we do financially during 2022?" The statement of net position and the statement of activities answer this question. These statements include *all assets, deferred outflows, liabilities, deferred inflows, revenues and expenses* using the *accrual basis of accounting* similar to the accounting used by most private-sector companies. This basis of accounting will take into account all of the current year's revenues and expenses regardless of when cash is received or paid.

These two statements report the District's *net position* and changes in net position. This change in net position is important because it tells the reader that, for the District as a whole, the *financial position* of the District has improved or diminished. The causes of this change may be the result of many factors, some financial, some not. Non-financial factors include the District's property tax base, current property tax laws in Ohio restricting revenue growth, facility conditions, required educational programs and other factors.

In the statement of net position and the statement of activities, the governmental activities include the District's programs and services, including instruction, support services, operation and maintenance of plant, pupil transportation, extracurricular activities, and food service operations.

The District's statement of net position and statement of activities can be found on pages 16-17 of this report.

Reporting the District's Most Significant Funds

Fund Financial Statements

The analysis of the District's major governmental funds begins on page 12. Fund financial reports provide detailed information about the District's major funds. The District uses many funds to account for a multitude of financial transactions. However, these fund financial statements focus on the District's most significant funds. The District's major governmental funds are the general fund, the bond retirement fund, the permanent improvement fund and the building fund.

Governmental Funds

Most of the District's activities are reported in governmental funds, which focus on how money flows into and out of those funds and the balances left at year-end available for spending in future periods. These funds are reported using an accounting method called *modified accrual* accounting, which measures cash and all other *financial assets* than can readily be converted to cash. The governmental fund financial statements provide a detailed *short-term* view of the District's general government operations and the basic services it provides. Governmental fund information helps you determine whether there are more or fewer financial resources that can be spent in the near future to finance educational programs. The relationship (or differences) between governmental *activities* (reported in the statement of net position and the statement of activities) and governmental *funds* is reconciled in the basic financial statements. The basic governmental fund financial statements can be found on pages 18-22 of this report.

Proprietary Funds

The District maintains a proprietary fund. Internal service funds are an accounting device used to accumulate and allocate costs internally among the District's various functions. The District's internal service fund, accounts for medical, vision, dental and prescription benefits self-insurance. The basic proprietary fund financial statements can be found on pages 23-25 of this report.

Notes to the Basic Financial Statements

The notes provide additional information that is essential to a full understanding of the data provided in the government-wide and fund financial statements. These notes to the basic financial statements can be found on pages 26-67 of this report.

**EAST KNOX LOCAL SCHOOL DISTRICT
KNOX COUNTY, OHIO**

MANAGEMENT'S DISCUSSION AND ANALYSIS
FOR THE FISCAL YEAR ENDED JUNE 30, 2022

Required Supplementary Information

In addition to the basic financial statements and accompanying notes, this report also presents certain required supplementary information concerning the District's net pension liability and net OPEB asset/liability and District contributions for pension and OPEB. The required supplementary information can be found on pages 68 - 86 of this report.

The District as a Whole

The statement of net position provides the perspective of the District as a whole.

The table below provides a summary of the District's net position at June 30, 2022 and June 30, 2021.

	Net Position	
	Governmental Activities <u>2022</u>	Governmental Activities <u>2021</u>
<u>Assets</u>		
Current and other assets	\$ 36,620,925	\$ 41,420,155
Capital assets, net	<u>25,120,539</u>	<u>14,741,616</u>
Total assets	<u>61,741,464</u>	<u>56,161,771</u>
<u>Deferred outflows of resources</u>		
Deferred charges on refunding	56,192	60,718
Pension	2,302,900	1,809,802
OPEB	<u>277,969</u>	<u>275,967</u>
Total deferred outflows of resources	<u>2,637,061</u>	<u>2,146,487</u>
<u>Liabilities</u>		
Current liabilities	2,576,277	2,644,801
Long-term liabilities	<u>35,891,347</u>	<u>38,667,750</u>
Total liabilities	<u>38,467,624</u>	<u>41,312,551</u>
<u>Deferred inflows of resources</u>		
Property taxes levied for the next fiscal year	7,009,289	7,030,919
Pension	4,216,016	111,854
OPEB	<u>1,177,668</u>	<u>1,053,977</u>
Total deferred inflows of resources	<u>12,402,973</u>	<u>8,196,750</u>
<u>Net Position</u>		
Net investment in capital assets	624,835	208,270
Restricted	4,912,921	4,487,040
Unrestricted	<u>7,970,172</u>	<u>4,103,647</u>
Total net position	<u>\$ 13,507,928</u>	<u>\$ 8,798,957</u>

**EAST KNOX LOCAL SCHOOL DISTRICT
KNOX COUNTY, OHIO**

**MANAGEMENT'S DISCUSSION AND ANALYSIS
FOR THE FISCAL YEAR ENDED JUNE 30, 2022**

The net pension liability (NPL) is the largest single liability reported by the District at June 30, 2022 and is reported pursuant to GASB Statement 68, "Accounting and Financial Reporting for Pensions—an Amendment of GASB Statement 27." The District adopted GASB Statement 75, "Accounting and Financial Reporting for Postemployment Benefits Other Than Pensions," which significantly revises accounting for costs and liabilities related to other postemployment benefits (OPEB). For reasons discussed below, many end users of this financial statement will gain a clearer understanding of the District's actual financial condition by adding deferred inflows related to pension and OPEB, the net pension liability and the net OPEB liability to the reported net position and subtracting deferred outflows related to pension and OPEB.

Governmental Accounting Standards Board standards are national and apply to all government financial reports prepared in accordance with generally accepted accounting principles. Prior accounting for pensions (GASB 27) and postemployment benefits (GASB 45) focused on a funding approach. This approach limited pension and OPEB costs to contributions annually required by law, which may or may not be sufficient to fully fund each plan's *net pension liability* or *net OPEB liability*. GASB 68 and GASB 75 take an earnings approach to pension and OPEB accounting; however, the nature of Ohio's statewide pension/OPEB plans and state law governing those systems requires additional explanation in order to properly understand the information presented in these statements.

GASB 68 and GASB 75 require the net pension liability and the net OPEB liability to equal the District's proportionate share of each plan's collective:

1. Present value of estimated future pension/OPEB benefits attributable to active and inactive employees' past service.
2. Minus plan assets available to pay these benefits.

GASB notes that pension and OPEB obligations, whether funded or unfunded, are part of the "employment exchange" – that is, the employee is trading his or her labor in exchange for wages, benefits, and the promise of a future pension and other postemployment benefits. GASB noted that the unfunded portion of this promise is a present obligation of the government, part of a bargained-for benefit to the employee, and should accordingly be reported by the government as a liability since they received the benefit of the exchange. However, the District is not responsible for certain key factors affecting the balance of these liabilities. In Ohio, the employee shares the obligation of funding pension benefits with the employer. Both employer and employee contribution rates are capped by State statute. A change in these caps requires action of both Houses of the General Assembly and approval of the Governor. Benefit provisions are also determined by State statute. The Ohio Revised Code permits, but does not require, the retirement systems to provide healthcare to eligible benefit recipients. The retirement systems may allocate a portion of the employer contributions to provide for these OPEB benefits.

The employee enters the employment exchange with the knowledge that the employer's promise is limited not by contract but by law. The employer enters the exchange also knowing that there is a specific, legal limit to its contribution to the retirement system. In Ohio, there is no legal means to enforce the unfunded liability of the pension/OPEB plan *as against the public employer*. State law operates to mitigate/lessen the moral obligation of the public employer to the employee, because all parties enter the employment exchange with notice as to the law. The retirement system is responsible for the administration of the pension and OPEB plans.

Most long-term liabilities have set repayment schedules or, in the case of compensated absences (i.e. sick and vacation leave), are satisfied through paid time-off or termination payments. There is no repayment schedule for the net pension liability or the net OPEB liability. As explained above, changes in benefits, contribution rates, and return on investments affect the balance of these liabilities but are outside the control of the local government. In the event that contributions, investment returns, and other changes are insufficient to keep up with required payments, State statute does not assign/identify the responsible party for the unfunded portion. Due to the unique nature of how the net pension liability and the net OPEB liability are satisfied, these liabilities are separately identified within the long-term liability section of the statement of net position.

In accordance with GASB 68 and GASB 75, the District's statements prepared on an accrual basis of accounting include an annual pension expense and an annual OPEB expense for their proportionate share of each plan's *change* in net pension liability and net OPEB liability, respectively, not accounted for as deferred inflows/outflows.

Over time, net position can serve as a useful indicator of a government's financial position. At June 30, 2022, the District's assets plus deferred outflows of resources exceeded liabilities plus deferred inflows of resources by \$13,507,928.

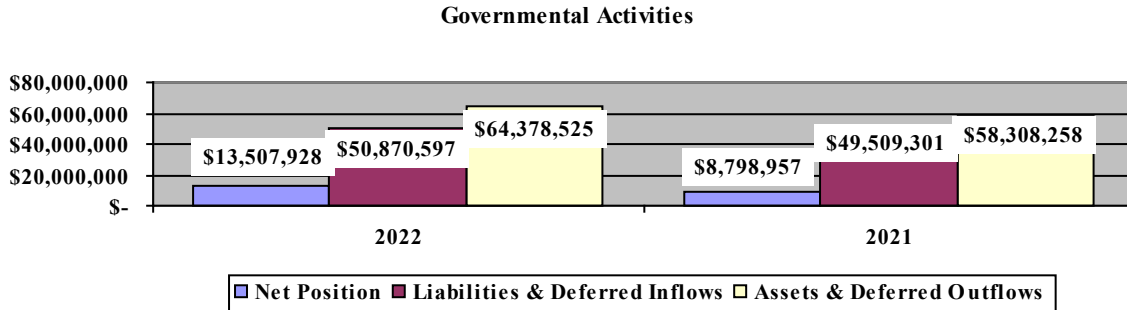
**EAST KNOX LOCAL SCHOOL DISTRICT
KNOX COUNTY, OHIO**

**MANAGEMENT'S DISCUSSION AND ANALYSIS
FOR THE FISCAL YEAR ENDED JUNE 30, 2022**

At year end, capital assets represented 40.69% of total assets. Capital assets include land, construction in progress, land improvements, buildings and improvements, furniture and equipment and vehicles. Net investment in capital assets at June 30, 2022, was \$624,835. These capital assets are used to provide services to the students and are not available for future spending. Although the District's investment in capital assets is reported net of related debt, it should be noted that the resources to repay the debt must be provided from other sources, since capital assets may not be used to liquidate these liabilities.

A portion of the District's net position, \$4,912,921, represents resources that are subject to external restriction on how they may be used.

The graph below illustrates the governmental activities assets, liabilities and net position at June 30, 2022 and 2021.



THIS SPACE INTENTIONALLY LEFT BLANK

**EAST KNOX LOCAL SCHOOL DISTRICT
KNOX COUNTY, OHIO**

**MANAGEMENT'S DISCUSSION AND ANALYSIS
FOR THE FISCAL YEAR ENDED JUNE 30, 2022**

The table below shows the change in net position for fiscal years 2022 and 2021.

Change in Net Position

	Governmental Activities <u>2022</u>	Governmental Activities <u>2021</u>
<u>Revenues</u>		
Program revenues:		
Charges for services and sales	\$ 451,131	\$ 905,314
Operating grants and contributions	2,566,102	2,444,389
General revenues:		
Property taxes	10,202,055	9,992,348
Grants and entitlements	4,152,957	4,769,292
Investment earnings / change in investments	(345,831)	66,522
Miscellaneous	<u>28,365</u>	<u>105,756</u>
Total revenues	<u>\$ 17,054,779</u>	<u>\$ 18,283,621</u>
<u>Expenses</u>		
Program expenses:		
Instruction:		
Regular	\$ 3,411,772	\$ 4,064,611
Special	2,118,450	1,689,850
Vocational	243,773	247,759
Other	208,845	2,331,524
Support services:		
Pupil	783,585	563,126
Instructional staff	211,180	193,639
Board of education	12,908	18,522
Administration	945,632	993,062
Fiscal	372,727	413,281
Operations and maintenance	1,133,478	1,654,324
Pupil transportation	895,920	766,004
Central	203,643	177,386
Operation of non-instructional services:		
Other non-instructional services	34,164	43,506
Food service operations	570,665	489,075
Extracurricular activities	427,458	385,200
Interest and fiscal charges	<u>771,608</u>	<u>703,790</u>
Total expenses	<u>12,345,808</u>	<u>14,734,659</u>
Change in net position	4,708,971	3,548,962
Net position at beginning of year	<u>8,798,957</u>	<u>5,249,995</u>
Net position at end of year	<u>\$ 13,507,928</u>	<u>\$ 8,798,957</u>

**EAST KNOX LOCAL SCHOOL DISTRICT
KNOX COUNTY, OHIO**

**MANAGEMENT’S DISCUSSION AND ANALYSIS
FOR THE FISCAL YEAR ENDED JUNE 30, 2022**

Governmental Activities

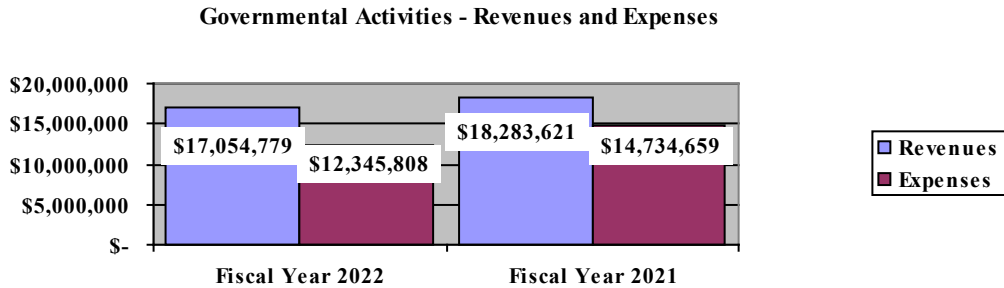
Net position of the District’s governmental activities increased \$4,708,971 over the 2021 balance. Total governmental expenses of \$12,345,808 were offset by General revenues of \$14,037,546 and Program revenues of \$3,017,233. Program revenues supported 24.44% of the total governmental expenses.

Expenses of the governmental activities decreased \$2,388,851 or 16.21%. This decrease is primarily the result of a decrease in expenses related to other. During the prior fiscal year, the District spent over \$1.5 million in expenses related to open enrollment. The current year open enrollment expenses were much lower.

The primary sources of revenue for governmental activities are derived from property taxes and unrestricted grants and entitlements. These revenue sources represent 84.17% of total governmental revenue.

The largest expense of the District is for instructional programs. Instruction expenses totaled \$5,982,840 or 48.46% of total governmental expenses for fiscal year 2022.

The graph below presents the District’s governmental activities revenues and expenses for fiscal years 2022 and 2021.



**EAST KNOX LOCAL SCHOOL DISTRICT
KNOX COUNTY, OHIO**

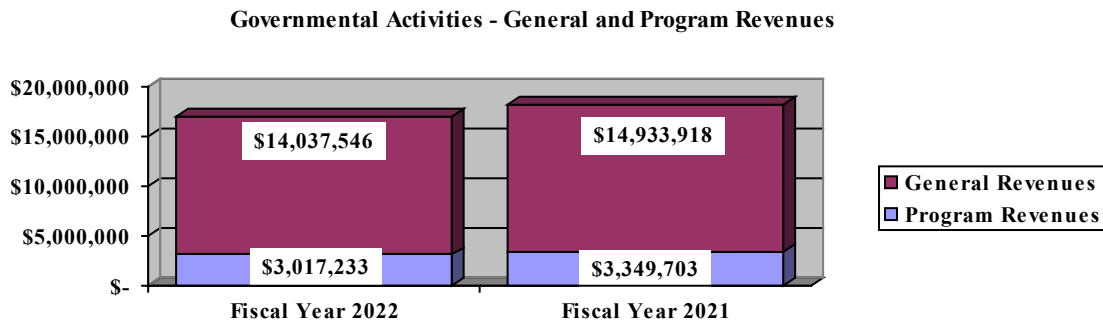
**MANAGEMENT’S DISCUSSION AND ANALYSIS
FOR THE FISCAL YEAR ENDED JUNE 30, 2022**

The statement of activities shows the cost of program services and the charges for services and grants offsetting those services. The following table shows, for governmental activities, the total cost of services and the net cost of services. That is, it identifies the cost of these services supported by tax revenue and unrestricted State grants and entitlements.

	Governmental Activities			
	Total Cost of Services	Net Cost of Services	Total Cost of Services	Net Cost of Services
	<u>2022</u>	<u>2022</u>	<u>2021</u>	<u>2021</u>
Program expenses				
Instruction:				
Regular	\$ 3,411,772	\$ 2,811,503	\$ 4,064,611	\$ 2,946,209
Special	2,118,450	1,222,738	1,689,850	905,795
Vocational	243,773	243,063	247,759	216,337
Other	208,845	(21,764)	2,331,524	2,251,347
Support services:				
Pupil	783,585	712,087	563,126	94,042
Instructional staff	211,180	135,360	193,639	137,664
Board of education	12,908	12,908	18,522	18,522
Administration	945,632	789,396	993,062	855,083
Fiscal	372,727	372,727	413,281	413,281
Operations and maintenance	1,133,478	1,116,522	1,654,324	1,607,281
Pupil transportation	895,920	893,742	766,004	766,004
Central	203,643	203,643	177,386	177,386
Operation of non-instructional services:				
Other non-instructional services	34,164	33,773	43,506	43,506
Food service operations	570,665	(215,162)	489,075	(24,519)
Extracurricular activities	427,458	246,431	385,200	273,228
Interest and fiscal charges	771,608	771,608	703,790	703,790
Total expenses	\$ 12,345,808	\$ 9,328,575	\$ 14,734,659	\$ 11,384,956

The dependence upon tax and other general revenues for governmental activities is apparent; 71.13% of instruction activities are supported through taxes and other general revenues. For all governmental activities, general revenue support is 75.56%. The District’s taxpayers and unrestricted grants and entitlements from the State of Ohio, as a whole, are by far the primary support for District’s students.

The graph below presents the District’s governmental activities revenue for fiscal years 2022 and 2021.



**EAST KNOX LOCAL SCHOOL DISTRICT
KNOX COUNTY, OHIO**

**MANAGEMENT'S DISCUSSION AND ANALYSIS
FOR THE FISCAL YEAR ENDED JUNE 30, 2022**

The District's Funds

The District's governmental funds reported a combined fund balance of \$23,433,433 which is a lower balance than last year's total balance of \$27,946,700. The schedule below indicates the fund balance and the total change in fund balance as of June 30, 2022 and 2021.

	Fund Balance <u>June 30, 2022</u>	Fund Balance <u>June 30, 2021</u>	Increase <u>(Decrease)</u>
General	\$ 14,027,877	\$ 11,171,118	\$ 2,856,759
Bond retirement	1,916,720	1,873,479	43,241
Permanent improvement	3,811,834	947,129	2,864,705
Building	2,825,671	13,214,639	(10,388,968)
Other governmental	<u>851,331</u>	<u>740,335</u>	<u>110,996</u>
Total	<u>\$ 23,433,433</u>	<u>\$ 27,946,700</u>	<u>\$ (4,513,267)</u>

General Fund

The District's general fund balance increased \$2,856,759. The primary revenue source of the general fund is property tax revenues. Property tax revenues represent \$7,926,813 or 65.16% of general fund revenues. Intergovernmental revenue makes up \$4,311,851 or 35.45% of the general fund revenues. These primarily consist of governmental revenues from the State. The decrease in tuition revenue is a result in changes to the State funding model.

The largest expenditure of the general fund is instruction which total \$5,159,872 or 55.26% of general fund expenditures. Instruction expenditures consist of primarily of District employee wages and benefits. The District received ARP ESSER funds in 2022 that was used for instructional expenses. This additional funding in the nonmajor special revenue funds allowed the District to reduce expenditures in the general fund.

	2022 <u>Amount</u>	2021 <u>Amount</u>	Increase <u>(Decrease)</u>	Percentage <u>Change</u>
<u>Revenues</u>				
Taxes	\$ 7,926,813	\$ 7,472,684	\$ 454,129	6.08 %
Tuition	196,469	745,429	(548,960)	(73.64) %
Earnings on investments / changes in investments	(357,953)	25,696	(383,649)	(1,493.03) %
Intergovernmental	4,311,851	4,899,307	(587,456)	(11.99) %
Other revenues	<u>87,666</u>	<u>162,858</u>	<u>(75,192)</u>	(46.17) %
Total	<u>\$ 12,164,846</u>	<u>\$ 13,305,974</u>	<u>\$ (1,141,128)</u>	(8.58) %
<u>Expenditures</u>				
Instruction	\$ 5,159,872	\$ 6,997,463	\$ (1,837,591)	(26.26) %
Support services	3,893,794	3,431,890	461,904	13.46 %
Operation of non-instructional services	36,446	33,574	2,872	8.55 %
Extracurricular activities	<u>247,309</u>	<u>238,955</u>	<u>8,354</u>	3.50 %
Total	<u>\$ 9,337,421</u>	<u>\$ 10,701,882</u>	<u>\$ (1,364,461)</u>	(12.75) %

**EAST KNOX LOCAL SCHOOL DISTRICT
KNOX COUNTY, OHIO**

MANAGEMENT'S DISCUSSION AND ANALYSIS
FOR THE FISCAL YEAR ENDED JUNE 30, 2022

Bond Retirement Fund

The bond retirement fund had \$1,878,483 in revenues and \$1,835,242 in expenditures. During fiscal 2022, the bond retirement fund's fund balance increased \$43,241 from \$1,873,479 to \$1,916,720.

Permanent Improvement Fund

The permanent improvement fund had \$3,627,439 in revenues and other financing sources and \$762,734 in expenditures. During fiscal 2022, the permanent improvement fund's fund balance increased \$2,864,705 from \$947,129 to \$3,811,834.

Building Fund

The building fund had \$23,924 in revenues and \$10,412,892 in expenditures. During fiscal 2022, the building fund's fund balance decreased \$10,388,968 from \$13,214,639 to \$2,825,671. The Building Fund expenditures were for the renovation of a grades 7-12 building.

General Fund Budgeting Highlights

The District's budget is prepared according to Ohio law and is based on accounting for certain transactions on a basis of cash receipts, disbursements and encumbrances. The most significant budgeted fund is the general fund.

During the course of fiscal year 2022, the District amended its general fund budget several times. For the general fund, final budgeted revenues and other financing sources were \$12,542,972, which was lower than the original budgeted revenues and other financing sources of \$661,731. Actual revenues and other financing sources for fiscal 2022 were \$12,544,573 which was \$1,601 higher than the final budgeted revenues.

General fund original appropriations and other financing uses of \$11,689,704 were decreased to \$9,592,865 in the final budget. The actual budget basis expenditures for fiscal year 2022 totaled \$9,524,033, which was \$68,832 less than the final budgeted appropriations.

Capital Assets and Debt Administration

Capital Assets

At the end of fiscal year 2022, the District had \$25,120,539 invested in land, construction in progress, land improvements, buildings and improvements, furniture and equipment and vehicles. This entire amount is reported in governmental activities.

The following table shows fiscal 2022 balances compared to the 2021:

**Capital Assets at June 30
(Net of Depreciation)**

	<u>Governmental Activities</u>	
	<u>2022</u>	<u>2021</u>
Land	\$ 243,950	\$ 243,950
Construction in progress	15,884,436	5,376,396
Land improvements	254,998	312,020
Building and improvements	7,503,555	7,862,049
Furniture and equipment	786,165	387,334
Vehicles	447,435	559,867
Total	<u>\$ 25,120,539</u>	<u>\$ 14,741,616</u>

**EAST KNOX LOCAL SCHOOL DISTRICT
KNOX COUNTY, OHIO**

**MANAGEMENT'S DISCUSSION AND ANALYSIS
FOR THE FISCAL YEAR ENDED JUNE 30, 2022**

The overall increase in capital assets of \$10,378,923 is due to capital outlays of \$11,030,301 exceeding depreciation expense of \$591,370 and net disposals of \$60,008.

See Note 7 to the basic financial statements for additional information on the District's capital assets.

Debt Administration

At June 30, 2022, the District had \$25,085,000 in general obligation bonds and \$2,850,000 in tax anticipation notes outstanding. Of this total, \$1,335,000 is due within one year and \$26,600,000 is due in greater than one year. The following table summarizes the outstanding obligations for fiscal year 2022 compared to 2021.

Outstanding Debt, at Year End

	Governmental Activities <u>2022</u>	Governmental Activities <u>2021</u>
General obligation bonds	\$ 25,085,000	\$ 26,125,000
Permanent Improvement Levy Tax Anticipation Note, Series 2022	2,850,000	-
Note payable - financed purchase	<u>-</u>	<u>64,389</u>
Total	<u>\$ 27,935,000</u>	<u>\$ 26,189,389</u>

See Note 8 to the basic financial statements for additional information on the District's debt administration.

Current Financial Related Activities

Beginning in 2007, the District experienced significant financial issues that resulted in Fiscal Emergency. Since that time the District passed a \$1.2 million emergency operating levy. The District started receiving those funds in January 2016 and as a result, finished fiscal years 2017-2022 with revenues exceeding expenses.

For the past five years revenues have increased significantly. Tax revenues increased approximately \$759,265 for 2018, \$73,677 for 2019, \$111,252 for 2020, \$669,988 for 2021, and \$610,739 for 2022. The overall revenue generated by a levy will not increase solely as a result of inflation due to Ohio House Bill 920 (passed in 1976). As an example, a homeowner with a home valued at \$100,000 and taxed at 1.0 mill would pay \$35.00 annually in taxes. If three years later the home was reappraised and increased to \$200,000 (and this inflationary increase in value is comparable to other property owners) the effective tax rate would become .5 mills and the owner would still pay \$35.00.

Thus, school districts dependent upon property taxes are hampered by a lack of revenue growth and must regularly return to the voters to maintain a constant level of service. The assessed valuation of the District increased by 18.8% or nearly \$57 million in 2020.

The District has seen no increase in State revenue over the past several years. Since fiscal year 2007 the District has been on the guarantee for state funding. During this time there have been several reductions in state funding. Due to funding reductions by the State of Ohio due to COVID-19, the District had a reduction of \$344,806 in Intergovernmental funds in fiscal year 2020. The State of Ohio changed the funding model in 2022. The new funding model had no net effect on the District, but on the books the Intergovernmental funds decreased by \$602,221 as a result.

The District passed a bond issue for construction and renovation of the existing 7-12 building. The bond issue passed for \$19,000,000 and bonds were issued in the Spring 2020 to start this project. The District anticipates the building opening in the Fall of 2022. In 2022 the District obtained a Tax Anticipation Note (TAN) for 10 years against the Permanent Improvement Funds levy. This will partially fund an addition on to the K-6 elementary building. In addition, the District is using ESSER III/ARP funds to fund the remainder of the project.

**EAST KNOX LOCAL SCHOOL DISTRICT
KNOX COUNTY, OHIO**

**MANAGEMENT'S DISCUSSION AND ANALYSIS
FOR THE FISCAL YEAR ENDED JUNE 30, 2022**

All scenarios require management to plan carefully and prudently to provide the resources to meet student needs over the next several years. In addition, the District's systems of budgeting and internal controls are well regarded. All of the District's financial abilities will be needed to meet the challenges of the future.

The District's Financial Management

This financial report is designed to provide our citizens, taxpayers, investors, and creditors with a general overview of the District's finances and to show the District's accountability for the monies it receives. Questions concerning any of the information in this report or requests for additional information should be directed to Jessica Busenburg, Treasurer of East Knox Local School District, 23201 Coshocton Road, Howard, Ohio 43028.

**EAST KNOX LOCAL SCHOOL DISTRICT
KNOX COUNTY, OHIO**

STATEMENT OF NET POSITION
JUNE 30, 2022

	Governmental Activities
Assets:	
Equity in pooled cash and cash equivalents	\$ 22,948,423
Cash with fiscal agent	1,304,222
Receivables:	
Property taxes	11,379,884
Accounts	9,680
Accrued interest	45,055
Intergovernmental	160,678
Prepayments	96,049
Materials and supplies inventory	4,576
Inventory held for resale	10,729
Net OPEB asset	661,629
Capital assets:	
Nondepreciable capital assets	16,128,386
Depreciable capital assets, net	8,992,153
Capital assets, net	25,120,539
Total assets	61,741,464
 Deferred outflows of resources:	
Unamortized deferred charges on debt refunding	56,192
Pension	2,302,900
OPEB	277,969
Total deferred outflows of resources	2,637,061
 Liabilities:	
Accounts payable	111,588
Contracts payable	360,913
Retainage payable	998,362
Accrued wages and benefits payable	652,123
Intergovernmental payable	56,415
Pension obligation payable	142,099
Accrued interest payable	65,409
Claims payable	189,368
Long-term liabilities:	
Due within one year	1,418,720
Due in more than one year:	
Net pension liability	5,342,251
Net OPEB liability	704,129
Other amounts due in more than one year	28,426,247
Total liabilities	38,467,624
 Deferred inflows of resources:	
Property taxes levied for the next fiscal year	7,009,289
Pension	4,216,016
OPEB	1,177,668
Total deferred inflows of resources	12,402,973
 Net position:	
Net investment in capital assets	624,835
Restricted for:	
Capital projects	1,852,357
Debt service	2,136,110
State funded programs	401,636
Federally funded programs	6,857
Food service operations	436,278
Student activities	63,580
Other purposes	16,103
Unrestricted	7,970,172
Total net position	\$ 13,507,928

SEE ACCOMPANYING NOTES TO THE BASIC FINANCIAL STATEMENTS

**EAST KNOX LOCAL SCHOOL DISTRICT
KNOX COUNTY, OHIO**

STATEMENT OF ACTIVITIES
FOR THE FISCAL YEAR ENDED JUNE 30, 2022

		Program Revenues		Net (Expense) Revenue and Changes in Net Position
	Expenses	Charges for Services and Sales	Operating Grants and Contributions	Governmental Activities
Governmental activities:				
Instruction:				
Regular	\$ 3,411,772	\$ 135,136	\$ 465,133	\$ (2,811,503)
Special	2,118,450	62,023	833,689	(1,222,738)
Vocational	243,773	-	710	(243,063)
Other	208,845	924	229,685	21,764
Support services:				
Pupil	783,585	-	71,498	(712,087)
Instructional staff	211,180	-	75,820	(135,360)
Board of education	12,908	-	-	(12,908)
Administration	945,632	49,006	107,230	(789,396)
Fiscal	372,727	-	-	(372,727)
Operations and maintenance	1,133,478	6	16,950	(1,116,522)
Pupil transportation	895,920	954	1,224	(893,742)
Central	203,643	-	-	(203,643)
Operation of non-instructional services:				
Food service operations	570,665	47,900	737,927	215,162
Other non-instructional services	34,164	-	391	(33,773)
Extracurricular activities	427,458	155,182	25,845	(246,431)
Interest and fiscal charges	771,608	-	-	(771,608)
Totals	\$ 12,345,808	\$ 451,131	\$ 2,566,102	(9,328,575)
General revenues:				
Property taxes levied for:				
General purposes				7,788,989
Debt service				1,736,840
Capital outlay				676,226
Grants and entitlements not restricted to specific programs				4,152,957
Investment earnings				211,902
Decrease in fair value of investments				(557,733)
Miscellaneous				28,365
Total general revenues				14,037,546
Change in net position				4,708,971
Net position at beginning of year				8,798,957
Net position at end of year				\$ 13,507,928

SEE ACCOMPANYING NOTES TO THE BASIC FINANCIAL STATEMENTS

**EAST KNOX LOCAL SCHOOL DISTRICT
KNOX COUNTY, OHIO**

BALANCE SHEET
GOVERNMENTAL FUNDS
JUNE 30, 2022

	General	Bond Retirement	Permanent Improvement	Building	Nonmajor Governmental Funds	Total Governmental Funds
Assets:						
Equity in pooled cash and cash equivalents	\$ 12,676,697	\$ 1,458,070	\$ 3,690,421	\$ 4,181,235	\$ 942,000	\$ 22,948,423
Receivables:						
Property taxes	8,788,478	1,814,219	777,187	-	-	11,379,884
Accounts	9,080	-	-	-	600	9,680
Accrued interest	32,074	-	-	12,981	-	45,055
Intergovernmental	727	-	-	-	159,951	160,678
Prepayments	95,845	-	-	-	204	96,049
Materials and supplies inventory	-	-	-	-	4,576	4,576
Inventory held for resale	-	-	-	-	10,729	10,729
Total assets	<u>\$ 21,602,901</u>	<u>\$ 3,272,289</u>	<u>\$ 4,467,608</u>	<u>\$ 4,194,216</u>	<u>\$ 1,118,060</u>	<u>\$ 34,655,074</u>
Liabilities:						
Accounts payable	\$ 50,310	\$ -	\$ 46,339	\$ 5,845	\$ 9,094	\$ 111,588
Contracts payable	-	-	1,995	358,918	-	360,913
Retainage payable	-	-	-	998,362	-	998,362
Accrued wages and benefits payable	505,933	-	-	-	146,190	652,123
Compensated absences payable	4,168	-	-	-	-	4,168
Intergovernmental payable	54,620	-	-	-	1,795	56,415
Pension obligation payable	118,730	-	-	-	23,369	142,099
Total liabilities	<u>733,761</u>	<u>-</u>	<u>48,334</u>	<u>1,363,125</u>	<u>180,448</u>	<u>2,325,668</u>
Deferred inflows of resources:						
Property taxes levied for the next fiscal year	5,450,696	1,070,770	487,823	-	-	7,009,289
Delinquent property tax revenue not available	1,363,843	284,799	119,617	-	-	1,768,259
Intergovernmental revenue not available	606	-	-	-	86,281	86,887
Accrued interest not available	25,669	-	-	5,420	-	31,089
Miscellaneous revenue not available	449	-	-	-	-	449
Total deferred inflows of resources	<u>6,841,263</u>	<u>1,355,569</u>	<u>607,440</u>	<u>5,420</u>	<u>86,281</u>	<u>8,895,973</u>
Fund balances:						
Nonspendable:						
Materials and supplies inventory	-	-	-	-	4,576	4,576
Prepays	95,845	-	-	-	204	96,049
Restricted:						
Debt service	-	1,916,720	-	-	-	1,916,720
Capital improvements	-	-	3,811,834	2,825,671	-	6,637,505
Food service operations	-	-	-	-	436,686	436,686
State funded programs	-	-	-	-	401,636	401,636
Extracurricular	-	-	-	-	63,580	63,580
Other purposes	-	-	-	-	16,103	16,103
Committed:						
Extracurricular	5,000	-	-	-	-	5,000
Student and staff support	50,217	-	-	-	-	50,217
Student instruction	30,559	-	-	-	-	30,559
Other purposes	77,469	-	-	-	-	77,469
Assigned:						
Student and staff support	48,862	-	-	-	-	48,862
School supplies	13,655	-	-	-	-	13,655
Unassigned (deficit)	13,706,270	-	-	-	(71,454)	13,634,816
Total fund balances	<u>14,027,877</u>	<u>1,916,720</u>	<u>3,811,834</u>	<u>2,825,671</u>	<u>851,331</u>	<u>23,433,433</u>
Total liabilities, deferred inflows and fund balances	<u>\$ 21,602,901</u>	<u>\$ 3,272,289</u>	<u>\$ 4,467,608</u>	<u>\$ 4,194,216</u>	<u>\$ 1,118,060</u>	<u>\$ 34,655,074</u>

SEE ACCOMPANYING NOTES TO THE BASIC FINANCIAL STATEMENTS

**EAST KNOX LOCAL SCHOOL DISTRICT
KNOX COUNTY, OHIO**

RECONCILIATION OF TOTAL GOVERNMENTAL FUND BALANCES TO
NET POSITION OF GOVERNMENTAL ACTIVITIES
JUNE 30, 2022

Total governmental fund balances		\$	23,433,433
<i>Amounts reported for governmental activities on the statement of net position are different because:</i>			
Capital assets used in governmental activities are not financial resources and therefore are not reported in the funds.			25,120,539
Other long-term assets are not available to pay for current-period expenditures and therefore are deferred inflows in the funds.			
Property taxes receivable	\$	1,768,259	
Accounts receivable		1,055	
Accrued interest receivable		31,089	
Intergovernmental receivable		86,281	
Total		1,886,684	1,886,684
An internal service fund is used by management to charge the costs of insurance to individual funds. The assets and liabilities of the internal service fund are included in governmental activities on the statement of net position.			1,114,854
Unamortized premiums on bonds issued are not recognized in the funds.			(1,527,081)
Unamortized amounts on refundings are not recognized in the funds.			56,192
Accrued interest payable is not due and payable in the current period and therefore is not reported in the funds.			(65,409)
The net pension/OPEB assets & liabilities are not due and payable in the current period; therefore, the assets, liabilities and related deferred inflows/outflows are not reported in governmental funds.			
Deferred outflows - pension		2,302,900	
Deferred inflows - pension		(4,216,016)	
Net pension liability		(5,342,251)	
Deferred outflows - OPEB		277,969	
Deferred inflows - OPEB		(1,177,668)	
Net OPEB asset		661,629	
Net OPEB liability		(704,129)	
Total		(8,197,566)	(8,197,566)
Long-term liabilities, including bonds payable, are not due and payable in the current period and therefore are not reported in the funds.			
General obligation bonds		(25,085,000)	
Tax anticipation notes		(2,850,000)	
Compensated absences		(378,718)	
Total		(28,313,718)	(28,313,718)
Net position of governmental activities		\$	13,507,928

SEE ACCOMPANYING NOTES TO THE BASIC FINANCIAL STATEMENTS

**EAST KNOX LOCAL SCHOOL DISTRICT
KNOX COUNTY, OHIO**

STATEMENT OF REVENUES, EXPENDITURES AND CHANGES IN FUND BALANCES
GOVERNMENTAL FUNDS
FOR THE FISCAL YEAR ENDED JUNE 30, 2022

	General	Bond Retirement	Permanent Improvement	Building	Nonmajor Governmental Funds	Total Governmental Funds
Revenues:						
Property taxes	\$ 7,926,813	\$ 1,766,158	\$ 687,527	\$ -	\$ -	\$ 10,380,498
Intergovernmental	4,311,851	112,325	89,912	-	2,134,242	6,648,330
Investment earnings	100,977	-	-	122,727	131	223,835
Tuition and fees	196,469	-	-	-	-	196,469
Extracurricular	4,214	-	-	-	154,256	158,470
Rental income	6	-	-	-	-	6
Charges for services	49,006	-	-	-	47,900	96,906
Contributions and donations	-	-	-	-	12,884	12,884
Miscellaneous	34,440	-	-	-	27,076	61,516
Decrease in fair value of investments	(458,930)	-	-	(98,803)	-	(557,733)
Total revenues	12,164,846	1,878,483	777,439	23,924	2,376,489	17,221,181
Expenditures:						
Current:						
Instruction:						
Regular	3,253,355	-	20,931	-	472,165	3,746,451
Special	1,648,707	-	7,096	-	543,193	2,198,996
Vocational	257,810	-	-	-	-	257,810
Other	-	-	-	-	230,358	230,358
Support services:						
Pupil	667,650	-	2,741	-	143,021	813,412
Instructional staff	138,577	-	-	-	75,820	214,397
Board of education	14,063	-	-	-	-	14,063
Administration	884,931	-	2,130	-	106,869	993,930
Fiscal	357,115	14,283	6,211	3,759	-	381,368
Operations and maintenance	908,313	-	233,779	-	17,250	1,159,342
Pupil transportation	725,287	-	60,480	-	1,224	786,991
Central	197,858	-	2,882	-	-	200,740
Operation of non-instructional services:						
Food service operations	-	-	-	-	496,152	496,152
Other non-instructional services	36,446	-	1,737	-	391	38,574
Extracurricular activities	247,309	-	-	-	179,050	426,359
Facilities acquisition and construction	-	-	293,781	10,409,133	-	10,702,914
Debt service:						
Principal retirement	-	1,040,000	64,389	-	-	1,104,389
Interest and fiscal charges	-	780,959	16,577	-	-	797,536
Bond issuance costs	-	-	50,000	-	-	50,000
Total expenditures	9,337,421	1,835,242	762,734	10,412,892	2,265,493	24,613,782
Excess of revenues over (under) expenditures	2,827,425	43,241	14,705	(10,388,968)	110,996	(7,392,601)
Other financing sources:						
Sale/loss of assets	29,334	-	-	-	-	29,334
Sale of notes	-	-	2,850,000	-	-	2,850,000
Total other financing sources	29,334	-	2,850,000	-	-	2,879,334
Net change in fund balances	2,856,759	43,241	2,864,705	(10,388,968)	110,996	(4,513,267)
Fund balances at beginning of year	11,171,118	1,873,479	947,129	13,214,639	740,335	27,946,700
Fund balances at end of year	\$ 14,027,877	\$ 1,916,720	\$ 3,811,834	\$ 2,825,671	\$ 851,331	\$ 23,433,433

SEE ACCOMPANYING NOTES TO THE BASIC FINANCIAL STATEMENTS

**EAST KNOX LOCAL SCHOOL DISTRICT
KNOX COUNTY, OHIO**

RECONCILIATION OF THE STATEMENT OF REVENUES, EXPENDITURES
AND CHANGES IN FUND BALANCES OF GOVERNMENTAL FUNDS
TO THE STATEMENT OF ACTIVITIES
FOR THE FISCAL YEAR ENDED JUNE 30, 2022

Net change in fund balances - total governmental funds	\$	(4,513,267)
<i>Amounts reported for governmental activities in the statement of activities are different because:</i>		
Governmental funds report capital outlays as expenditures. However, in the statement of activities, the cost of those assets is allocated over their estimated useful lives as depreciation expense.		
Capital asset additions	\$ 11,030,301	
Current year depreciation	<u>(591,370)</u>	
Total		10,438,931
The net effect of various miscellaneous transactions involving capital assets (i.e., sales, disposals, trade-ins, and donations) is to decrease net position.		
		(60,008)
Revenues in the statement of activities that do not provide current financial resources are not reported as revenues in the funds.		
Property taxes	(178,443)	
Earnings on investments	(19,378)	
Classroom materials and fees	(1,160)	
Contributions and donations	(91)	
Miscellaneous	(330)	
Intergovernmental	<u>25,424</u>	
Total		(173,978)
Repayment of bond and capital lease principal is an expenditure in the governmental funds, but the repayment reduces long-term liabilities on the statement of net position.		
		1,104,389
Issuance of tax anticipation notes are recorded as other financing sources in the funds; however, in the statement of activities, they are not reported as other financing sources as they increase liabilities on the statement of net position.		
		(2,850,000)
In the statement of activities, interest is accrued on outstanding bonds, whereas in governmental funds, an interest expenditure is reported when due. The following items resulted in additional interest being reported in the statement of activities:		
Decrease in accrued interest payable	(2,093)	
Amortization of bond premiums	82,547	
Amortization of deferred charges	<u>(4,526)</u>	
Total		75,928
Contractually required contributions are reported as expenditures in governmental funds; however, the statement of net position reports these amounts as deferred outflows.		
Pension	762,551	
OPEB	<u>24,162</u>	
Total		786,713
Except for amounts reported as deferred inflows/outflows, changes in the net pension/OPEB liability/asset are reported as pension/OPEB expense in the statement of activities.		
Pension	(41,348)	
OPEB	<u>43,138</u>	
Total		1,790
Some expenses reported in the statement of activities, such as compensated absences, do not require the use of current financial resources and therefore are not reported as expenditures in governmental funds.		
		14,896
An internal service fund used by management to charge the costs of insurance to individual funds is not reported in the district-wide statement of activities. Governmental fund expenditures and the related internal service fund revenues are eliminated. The net revenue (expense) of the internal service fund is allocated among the governmental activities.		
		<u>(116,423)</u>
Change in net position of governmental activities	\$	<u>4,708,971</u>

SEE ACCOMPANYING NOTES TO THE BASIC FINANCIAL STATEMENTS

**EAST KNOX LOCAL SCHOOL DISTRICT
KNOX COUNTY, OHIO**

STATEMENT OF REVENUES, EXPENDITURES AND CHANGES IN
FUND BALANCE - BUDGET AND ACTUAL (NON-GAAP BUDGETARY BASIS)
GENERAL FUND
FOR THE FISCAL YEAR ENDED JUNE 30, 2022

	<u>Budgeted Amounts</u>			Variance with Final Budget Positive (Negative)
	<u>Original</u>	<u>Final</u>	<u>Actual</u>	
Revenues:				
Property taxes	\$ 7,321,210	\$ 7,805,741	\$ 7,805,741	\$ -
Intergovernmental	4,955,993	4,306,980	4,304,170	(2,810)
Investment earnings	75,000	95,001	99,834	4,833
Tuition and fees	728,500	172,626	172,460	(166)
Extracurricular	-	1,850	1,850	-
Rental income	-	6	6	-
Charges for services	49,000	49,006	49,006	-
Miscellaneous	25,000	31,000	30,744	(256)
Total revenues	<u>13,154,703</u>	<u>12,462,210</u>	<u>12,463,811</u>	<u>1,601</u>
Expenditures:				
Current:				
Instruction:				
Regular	3,614,677	3,290,297	3,289,120	1,177
Special	1,368,047	1,703,005	1,672,684	30,321
Vocational	253,172	260,077	257,553	2,524
Other	2,245,000	-	-	-
Support services:				
Pupil	633,512	678,049	664,245	13,804
Instructional staff	130,447	138,115	138,115	-
Board of education	14,830	14,139	14,092	47
Administration	965,786	914,475	907,063	7,412
Fiscal	421,516	370,102	369,606	496
Operations and maintenance	935,593	922,361	914,697	7,664
Pupil transportation	661,947	729,994	726,019	3,975
Central	180,000	242,349	240,937	1,412
Operation of non-instructional services:				
Other non-instructional services	35,373	36,025	36,025	-
Extracurricular activities	228,804	243,877	243,877	-
Total expenditures	<u>11,689,704</u>	<u>9,542,865</u>	<u>9,474,033</u>	<u>68,832</u>
Excess (deficiency) of revenues over (under) expenditures	<u>1,464,999</u>	<u>2,919,345</u>	<u>2,989,778</u>	<u>70,433</u>
Other financing sources (uses):				
Refund of prior year's expenditures	-	3,284	3,284	-
Transfers in	50,000	50,000	50,000	-
Transfers (out)	-	(50,000)	(50,000)	-
Sale of capital assets	-	27,478	27,478	-
Total other financing sources (uses)	<u>50,000</u>	<u>30,762</u>	<u>30,762</u>	<u>-</u>
Net change in fund balance	1,514,999	2,950,107	3,020,540	70,433
Fund balance at beginning of year	9,778,743	9,778,743	9,778,743	-
Prior year encumbrances appropriated	64,630	64,630	64,630	-
Fund balance at end of year	<u>\$ 11,358,372</u>	<u>\$ 12,793,480</u>	<u>\$ 12,863,913</u>	<u>\$ 70,433</u>

SEE ACCOMPANYING NOTES TO THE BASIC FINANCIAL STATEMENTS

**EAST KNOX LOCAL SCHOOL DISTRICT
KNOX COUNTY, OHIO**

STATEMENT OF NET POSITION
PROPRIETARY FUND
JUNE 30, 2022

	Governmental Activities - Internal Service Fund
Assets:	
Cash with fiscal agent	\$ 1,304,222
Total assets	<u>1,304,222</u>
Liabilities:	
Claims payable	<u>189,368</u>
Total liabilities	<u>189,368</u>
Net position:	
Unrestricted	<u>1,114,854</u>
Total net position	<u><u>\$ 1,114,854</u></u>

SEE ACCOMPANYING NOTES TO THE BASIC FINANCIAL STATEMENTS

**EAST KNOX LOCAL SCHOOL DISTRICT
KNOX COUNTY, OHIO**

STATEMENT OF REVENUES, EXPENSES AND
CHANGES IN NET POSITION
PROPRIETARY FUND
FOR THE FISCAL YEAR ENDED JUNE 30, 2022

	Governmental Activities - Internal Service Fund
Operating revenues:	
Charges for services	\$ 1,779,285
Total operating revenues	1,779,285
Operating expenses:	
Claims	1,903,284
Total operating expenses	1,903,284
Operating loss	(123,999)
Nonoperating revenues:	
Interest revenue	7,576
Total nonoperating revenues	7,576
Change in net position	(116,423)
Net position at beginning of year	1,231,277
Net position at end of year	\$ 1,114,854

SEE ACCOMPANYING NOTES TO THE BASIC FINANCIAL STATEMENTS

**EAST KNOX LOCAL SCHOOL DISTRICT
KNOX COUNTY, OHIO**

STATEMENT OF CASH FLOWS
PROPRIETARY FUND
FOR THE FISCAL YEAR ENDED JUNE 30, 2022

	<u>Governmental Activities - Internal Service Fund</u>
Cash flows from operating activities:	
Cash received from charges for services	\$ 1,779,285
Cash payments for claims	<u>(1,841,425)</u>
Net cash used in operating activities	<u>(62,140)</u>
Cash flows from investing activities:	
Interest received	<u>7,576</u>
Net cash provided by investing activities	<u>7,576</u>
Net decrease in cash and cash equivalents	(54,564)
Cash and cash equivalents at beginning of year	1,358,786
Cash and cash equivalents at end of year	<u><u>\$ 1,304,222</u></u>
Reconciliation of operating loss to net cash used in operating activities:	
Operating loss	\$ (123,999)
Changes in assets and liabilities:	
Claims payable	<u>61,859</u>
Net cash used in operating activities	<u><u>\$ (62,140)</u></u>

SEE ACCOMPANYING NOTES TO THE BASIC FINANCIAL STATEMENTS

**EAST KNOX LOCAL SCHOOL DISTRICT
KNOX COUNTY, OHIO**

**NOTES TO THE BASIC FINANCIAL STATEMENTS
FOR THE FISCAL YEAR ENDED JUNE 30, 2022**

NOTE 1 - DESCRIPTION OF THE DISTRICT

East Knox Local School District (the “District”) is organized under Article VI, Sections 2 and 3 of the Constitution of the State of Ohio. The District operates under a locally elected, five-member Board. The Board controls the Local District staffed by 67 certified teaching personnel, 40 non-certified support personnel and 7 administrative personnel to provide services to approximately 897 students.

NOTE 2 - SUMMARY OF SIGNIFICANT ACCOUNTING POLICIES

The basic financial statements of the District have been prepared in conformity with accounting principles generally accepted in the United States of America (GAAP) as applied to governmental units. The Governmental Accounting Standards Board (GASB) is the accepted standard-setting body for establishing governmental accounting and financial reporting principles. The District’s significant accounting policies are described below.

A. Reporting Entity

The reporting entity has been defined in accordance with GASB Statement No. 14, “The Financial Reporting Entity” as amended by GASB Statement No. 39, “Determining Whether Certain Organizations Are Component Units” and GASB Statement No. 61, “The Financial Reporting Entity: Omnibus an amendment of GASB Statements No. 14 and No. 34”. The reporting entity is composed of the primary government and component units. The primary government consists of all funds, departments, boards and agencies that are not legally separate from the District. For the District, this includes general operations, food service, and student related activities of the District.

Component units are legally separate organizations for which the District is financially accountable. The District is financially accountable for an organization if the District appoints a voting majority of the organization’s Governing Board and (1) the District is able to significantly influence the programs or services performed or provided by the organization; or (2) the District is legally entitled to or can otherwise access the organization’s resources; or (3) the District is legally obligated or has otherwise assumed the responsibility to finance the deficits of, or provide financial support to, the organization; or (4) the District is obligated for the debt of the organization. Component units may also include organizations that are fiscally dependent on the District in that the District approves the budget, the issuance of debt or the levying of taxes. Certain organizations are also included as component units if the nature and significance of the relationship between the primary government and the organization is such that exclusion by the primary government would render the primary government’s financial statements incomplete or misleading. Based upon the application of these criteria, the District has no component units. The basic financial statements of the reporting entity include only those of the District (the primary government).

The following organizations are described due to their relationship to the District:

JOINTLY GOVERNED ORGANIZATIONS

META Solutions

The District is a participant in the META Solutions which is a computer consortium that was the result of a merger between Tri-Rivers Educational Computer Association (TRECA) and Metropolitan Educational Council (MEC). META Solutions develops, implements and supports the technology and instructional needs of schools in a cost effective manner. META Solutions provides instructional, core, technology and purchasing services for its member districts. The Board of Directors consists of the Superintendents from eight of the member districts. During fiscal year 2022, the District paid META Solutions \$20,497 for services. Financial information can be obtained from Ashley Widby, who serves as Chief Financial Officer, 100 Executive Drive, Marion, Ohio 43302.

**EAST KNOX LOCAL SCHOOL DISTRICT
KNOX COUNTY, OHIO**

NOTES TO THE BASIC FINANCIAL STATEMENTS
FOR THE FISCAL YEAR ENDED JUNE 30, 2022

NOTE 2 - SUMMARY OF SIGNIFICANT ACCOUNTING POLICIES - (Continued)

INSURANCE PURCHASING POOLS

Sheakley Worker's Compensation Group Rating Plan

The District participates in the Sheakley Worker's Compensation Group Rating Program (GRP), an insurance purchasing pool. Each year, the participating Districts pay an enrollment fee to the GRP to cover the costs of administering the program.

Ohio School Plan

The Ohio School Plan (the "Plan") is a shared liability, property and fleet insurance risk pool which is governed by a Board of thirteen school superintendents, business managers and treasurers. Harcum- Schuett, the insurance agency, has one board seat. OSBA, BASA and OASBO executive directors serve as ex-officio members. Nearly 300 educational entities are served by the Plan. The Plan's board elects officers for one year terms to serve as the Board of Directors. The assembly exercises control over the operation of the Plan. All Plan revenues are generated from charges for services. For more information, write to the Ohio School Plan, Hylant Administrative Services, LLC., 811 Madison Avenue, P.O. Box 2083, Toledo, Ohio 43603.

The Jefferson Health Plan

The District is a participant with several other school districts in an insurance purchasing pool operated through The Jefferson Health Plan. The Jefferson Health Plan was formed for the purpose of providing a cooperative program to administer medical, prescription, vision, and dental benefits for employees and dependents of participating entities. The Jefferson Health Plan is governed by a Board of Directors consisting of the superintendents of the member school districts. The degree of control exercised by any participating school district is limited to its representation on the Board.

B. Fund Accounting

The District uses funds to maintain its financial records during the year. A fund is defined as a fiscal and accounting entity with a self-balancing set of accounts. There are three categories of funds: governmental, proprietary and fiduciary.

GOVERNMENTAL FUNDS

Governmental funds are those through which most governmental functions typically are financed. Governmental fund reporting focuses on the sources, uses and balances of current financial resources. Expendable assets and deferred outflows of resources are assigned to the various governmental funds according to the purposes for which they may or must be used. Current liabilities and deferred inflows of resources are assigned to the fund from which they will be paid. The difference between governmental fund assets and deferred outflows of resources and liabilities and deferred inflows of resources is reported as fund balance. The following is the District's major governmental funds:

General fund - The general fund is used to account for and report all financial resources not accounted for and reported in another fund. The general fund balance is available for any purpose provided it is expended or transferred according to the general laws of Ohio.

Bond retirement fund - The bond retirement fund is used to account for the retirement of bonds.

Permanent improvement fund - The permanent improvement fund is used to account for the acquisition and construction of permanent improvements.

Building fund - The building fund is used to account for resources that are restricted for capital outlays including the acquisition or construction of capital facilities and other capital assets. This fund accounts for receipts and expenditures related to all special bond funds in the District. Expenditures recorded here represent the costs of acquiring capital facilities including real property.

**EAST KNOX LOCAL SCHOOL DISTRICT
KNOX COUNTY, OHIO**

NOTES TO THE BASIC FINANCIAL STATEMENTS
FOR THE FISCAL YEAR ENDED JUNE 30, 2022

NOTE 2 - SUMMARY OF SIGNIFICANT ACCOUNTING POLICIES - (Continued)

Other governmental funds of the District are used to account for (a) financial resources that are restricted, committed, or assigned to expenditures for capital outlays including the acquisition or construction of capital facilities and other capital assets, and (b) specific revenue sources that are restricted or committed to an expenditure for specified purposes other than debt service or capital projects.

PROPRIETARY FUNDS

Proprietary funds are used to account for the District's ongoing activities which are similar to those often found in the private sector. The District has no enterprise funds. The following is a description of the District's internal service fund:

Internal service fund - The internal service fund is used to account for the financing of goods or services provided by one department or agency to other departments or agencies of the district, or to other governments, on a cost-reimbursement basis. The only internal service fund of the District accounts for a self-insurance program which provides medical, dental and prescription drug benefits to employees.

FIDUCIARY FUNDS

Fiduciary fund reporting focuses on net position and changes in net position. The fiduciary fund category is split into four classifications: pension trust funds, investment trust funds, private-purpose trust funds and custodial funds. Trust funds are distinguished from custodial funds by the existence of a trust agreement or equivalent arrangements that have certain characteristics. Custodial funds are used to report fiduciary activities that are not required to be reported in a trust fund. The District does not have any fiduciary funds.

C. Basis of Presentation - Fund Accounting and Measurement Focus

Government-Wide Financial Statements - The statement of net position and the statement of activities display information about the District as a whole. These statements include the financial activities of the primary government, except for fiduciary funds. These statements distinguish between those activities that are governmental and those that are considered business-type activities. The District has no business-type activities. The internal service fund operating activities are eliminated to avoid overstatement of revenues and expenses.

The government-wide statement of activities presents a comparison between direct expenses and program revenues for each function or program of the governmental activities of the District. Direct expenses are those that are specifically associated with a service, program or department and therefore clearly identifiable to a particular function. Program revenues include amounts paid by the recipient of goods or services offered by the program and grants and contributions that are restricted to meeting the operational or capital requirements of a particular program. Revenues not classified as program revenues are presented as general revenues of the District.

The government-wide financial statements are prepared using the economic resources measurement focus. All assets and deferred outflows of resources and all liabilities and deferred inflows of resources associated with the operation of the District are included on the statement of net position.

Fund Financial Statements - Fund financial statements report detailed information about the District. The focus of governmental fund financial statements is on major funds rather than reporting funds by type. Each major fund is presented in a separate column, and all nonmajor funds are aggregated into one column. Fiduciary funds are reported by fund type.

**EAST KNOX LOCAL SCHOOL DISTRICT
KNOX COUNTY, OHIO**

NOTES TO THE BASIC FINANCIAL STATEMENTS
FOR THE FISCAL YEAR ENDED JUNE 30, 2022

NOTE 2 - SUMMARY OF SIGNIFICANT ACCOUNTING POLICIES - (Continued)

All governmental funds are accounted for using a flow of current financial resources measurement focus. With this measurement focus, only current assets and deferred outflows of resources and current liabilities and deferred inflows of resources generally are included on the balance sheet. The statement of revenues, expenditures and changes in fund balances reports on the sources (i.e., revenues and other financing sources) and uses (i.e., expenditures and other financing uses) of current financial resources. This approach differs from the manner in which the governmental activities of the government-wide financial statements are prepared. Governmental fund financial statements therefore include a reconciliation with brief explanations to better identify the relationship between the government-wide statements and the statements for governmental funds.

Like the government-wide statements, the internal service fund is accounted for on a flow of economic resources measurement focus. All assets and deferred outflows and all liabilities and deferred inflows associated with the operation of this fund are included on the statement of fund net position. The statement of changes in fund net position presents increases (i.e., revenues) and decreases (i.e., expenses) in net total position. The statement of cash flows provides information about how the District finances and meets the cash flow needs of its proprietary activity.

Proprietary funds distinguish operating revenues and expenses from nonoperating items. Operating revenues and expenses generally result from providing services and producing and delivering goods in connection with a proprietary fund's principal ongoing operation. The principal operating revenue of the District's internal service fund is charges for services (premiums). The principal operating expense for the internal service fund is for claims. All revenues and expenses not meeting this definition are reported as nonoperating revenues and expenses.

D. Basis of Accounting

Basis of accounting determines when transactions are recorded in the financial records and reported on the financial statements. Government-wide financial statements are prepared using the accrual basis of accounting. Governmental funds use the modified accrual basis of accounting. Proprietary and fiduciary funds also use the accrual basis of accounting.

Revenues - Exchange and Nonexchange Transactions - Revenue resulting from exchange transactions, in which each party gives and receives essentially equal value, is recorded on the accrual basis when the exchange takes place. On a modified accrual basis, revenue is recorded in the fiscal year in which the resources are measurable and become available. Available means that the resources will be collected within the current fiscal year or are expected to be collected soon enough thereafter to be used to pay liabilities of the current fiscal year. For the District, available means expected to be received within thirty days of fiscal year end.

Nonexchange transactions, in which the District receives value without directly giving equal value in return, include property taxes, grants, entitlements and donations. On an accrual basis, revenue from property taxes is recognized in the fiscal year for which the taxes are levied (See Note 5).

Revenue from grants, entitlements and donations is recognized in the fiscal year in which all eligibility requirements have been satisfied. Eligibility requirements include timing requirements, which specify the year when the resources are required to be used or the fiscal year when use is first permitted, matching requirements, in which the District must provide local resources to be used for a specified purpose, and expenditure requirements, in which the resources are provided to the District on a reimbursement basis. On a modified accrual basis, revenue from nonexchange transactions must also be available before it can be recognized.

Under the modified accrual basis, the following revenue sources are considered to be both measurable and available at fiscal year end: property taxes available as an advance, interest, tuition, grants, student fees and rentals.

**EAST KNOX LOCAL SCHOOL DISTRICT
KNOX COUNTY, OHIO**

NOTES TO THE BASIC FINANCIAL STATEMENTS
FOR THE FISCAL YEAR ENDED JUNE 30, 2022

NOTE 2 - SUMMARY OF SIGNIFICANT ACCOUNTING POLICIES - (Continued)

Deferred Outflows of Resources and Deferred Inflows of Resources - In addition to assets, the government-wide statement of net position will report a separate section for deferred outflows of resources. Deferred outflows of resources, represents a consumption of net position that applies to a future period and will not be recognized as an outflow of resources (expense/expenditure) until then. For the District, see Notes 11 and 12 for deferred outflows of resources related to the District's net pension liability and net OPEB liability/asset, respectively. In addition, deferred outflows of resources include a deferred charge on debt refunding. A deferred charge on refunding results from the difference in the carrying value of refunded debt and its reacquisition price. This amount is deferred and amortized over the shorter of the life of the refunded or refunding debt.

In addition to liabilities, both the government-wide statement of net position and the governmental fund financial statements report a separate section for deferred inflows of resources. Deferred inflows of resources represent an acquisition of net position that applies to a future period and will not be recognized as an inflow of resources (revenue) until that time.

For the District, deferred inflows of resources include property taxes and unavailable revenue. Property taxes represent amounts for which there is an enforceable legal claim as of June 30, 2022, but which were levied to finance fiscal year 2023 operations. These amounts have been recorded as a deferred inflow of resources on both the government-wide statement of net position and the governmental fund financial statements. Unavailable revenue is reported only on the governmental funds balance sheet and represents receivables which will not be collected within the available period. For the District, unavailable revenue includes, but is not limited to, delinquent property taxes and intergovernmental grants. These amounts are deferred and recognized as an inflow of resources in the period the amounts become available. The deferred inflow of resources for leases is related to the lease receivable and is being amortized to lease revenue in a systematic and rational manner over the term of the lease.

For the District, see Notes 11 and 12 for deferred inflows of resources related to the District's net pension liability and net OPEB liability/asset, respectively. This deferred inflow of resources is only reported on the government-wide statement of net position.

Expenses/Expenditures - On the accrual basis of accounting, expenses are recognized at the time they are incurred. The entitlement value of donated commodities received during the year is reported in the fund financial statements as expenditures with a like amount reported as intergovernmental revenue.

The measurement focus of governmental fund accounting is on decreases in net financial resources (expenditures) rather than expenses. Expenditures are generally recognized in the accounting period in which the related fund liability is incurred, if measurable. Allocations of cost, such as depreciation and amortization, are not recognized in governmental funds.

E. Budgets

The budgetary process is prescribed by provisions of the Ohio Revised Code and entails the preparation of budgetary documents within an established timetable. The major documents prepared are the tax budget, the certificate of estimated resources, and the appropriation resolution, all of which are prepared on the budgetary basis of accounting. The certificate of estimated resources and the appropriations resolution are subject to amendment throughout the year with the legal restriction that appropriations cannot exceed estimated resources, as certified. All funds, other than custodial funds, are legally required to be budgeted and appropriated. The primary level of budgetary control is at the fund level for all funds. Any budgetary modifications at this level may only be made by resolution of the Board of Education.

**EAST KNOX LOCAL SCHOOL DISTRICT
KNOX COUNTY, OHIO**

NOTES TO THE BASIC FINANCIAL STATEMENTS
FOR THE FISCAL YEAR ENDED JUNE 30, 2022

NOTE 2 - SUMMARY OF SIGNIFICANT ACCOUNTING POLICIES - (Continued)

Tax Budget - Prior to January 15, the Superintendent and Treasurer submit to the Board of Education a proposed operating budget for the fiscal year commencing the following July 1. The budget includes proposed disbursements and the means of financing for all funds. Public hearings are publicized and conducted to obtain taxpayers' comments. The purpose of this budget document is to reflect the need for existing (or increased) tax rates. By no later than January 20, the Board-adopted budget is filed with the County Budget Commission for rate determination.

Estimated Resources - Prior to April 1, the Board of Education accepts, by formal resolution, the tax rates as determined by the County Budget Commission and receives the commission's certificate of estimated resources, which states the projected receipts of each fund. Prior to July 1, the District must revise its budget so that total contemplated disbursements from any fund during the ensuing year will not exceed the amount stated in the certificate of estimated resources. The revised budget then serves as the basis for the appropriation measure. On or about July 1, the certificate is amended to include any unencumbered cash balances from the preceding year. The certificate may be further amended during the year if projected increases or decreases in receipts are identified by the District Treasurer.

Appropriations - Upon receipt from the County Auditor of an amended certificate of estimated resources based on final assessed values and tax rates or a certificate saying no new certificate is necessary, the annual appropriation resolution must be legally enacted by the Board of Education at the fund level for all funds, which is the legal level of budgetary control. Prior to the passage of the annual appropriation measure, the Board may pass a temporary appropriation measure to meet the ordinary disbursements of the District. The appropriation resolution, by fund, must be within the estimated resources as certified by the County Budget Commission and the total of disbursements and encumbrances may not exceed the appropriation totals at the legal levels of control. Any revisions that alter the total of any fund appropriation, or alter total function appropriations within the general fund must be approved by the Board of Education.

The Board may pass supplemental fund appropriations so long as the total appropriations by fund do not exceed the amounts set forth in the most recent certificate of estimated resources. During the year, all supplemental appropriations were legally enacted.

The appropriation resolution is subject to amendment by the Board throughout the year with the restriction that appropriations may not exceed estimated revenues. The amounts reported as the original budget amounts reflect the first appropriations that covered the entire fiscal year, including amounts automatically carried over from prior year. The amounts reported as the final budgeted amounts represent the final appropriation amounts passed by the Board during the year.

F. Cash and Investments

To improve cash management, cash received by the District is pooled. Monies for all funds are maintained in this pool. Individual fund integrity is maintained through the District's records. Each fund's interest in the pool is presented as "equity in pooled cash and cash equivalents" on the basic financial statements.

During the fiscal year, the District had investments in federal agency securities, the State Treasury Asset Reserve of Ohio (STAR Ohio), negotiable certificates of deposit, commercial paper, U.S. Government money market, municipal bonds, and U.S. Treasury Notes. Except for non-participating investment contracts, investments are reported at fair value which is based on quoted market prices.

STAR Ohio (the State Treasury Asset Reserve of Ohio), is an investment pool managed by the State Treasurer's Office which allows governments within the State to pool their funds for investment purposes. STAR Ohio is not registered with the SEC as an investment company, but has adopted Governmental Accounting Standards Board (GASB), Statement No. 79, "Certain External Investment Pools and Pool Participants." The District measures its investment in STAR Ohio at the net asset value (NAV) per share provided by STAR Ohio. The NAV per share is calculated on an amortized cost basis that provides an NAV per share that approximates fair value.

**EAST KNOX LOCAL SCHOOL DISTRICT
KNOX COUNTY, OHIO**

NOTES TO THE BASIC FINANCIAL STATEMENTS
FOR THE FISCAL YEAR ENDED JUNE 30, 2022

NOTE 2 - SUMMARY OF SIGNIFICANT ACCOUNTING POLICIES - (Continued)

For fiscal year 2022, there were no limitations or restrictions on any participant withdrawals due to redemption notice periods, liquidity fees, or redemption gates. However, notice must be given 24 hours in advance of all deposits and withdrawals exceeding \$100 million. STAR Ohio reserves the right to limit the transaction to \$250 million, requiring the excess amount to be transacted the following business day(s), but only to the \$250 million limit. All accounts of the participant will be combined for these purposes.

Under existing Ohio statutes all investment earnings are assigned to the general fund unless statutorily required to be credited to a specific fund. The Board of Education has, by resolution, specified the funds to receive an allocation of interest earnings. Interest revenue credited to the general fund during fiscal year 2022 amounted to \$100,977, which includes \$5,089 assigned from other District funds.

For presentation on the basic financial statements, investments of the cash management pool and investments with original maturities of three months or less at the time they are purchased by the District are considered to be cash equivalents. Investments with an initial maturity of more than three months are reported as investments.

An analysis of the District's investment account at year-end is provided in Note 4.

G. Inventory

On government-wide and fund financial statements, purchased inventories are presented at the lower of cost or market and donated commodities are presented at their entitlement value. Inventories are recorded on a first-in, first-out basis and are expensed when used. Inventories are accounted for using the consumption method on the government-wide statements and the fund financial statements.

On the fund financial statements, reported material and supplies inventory is equally offset by a nonspendable fund balance in the governmental funds which indicates that it does not constitute available spendable resources even though it is a component of net current assets.

Inventory consists of expendable supplies held for consumption, donated food and purchased food.

H. Capital Assets

General capital assets are those assets specifically related to governmental activities. These assets result from expenditures in the governmental funds. These assets are reported in the governmental activities column of the government-wide statement of net position, but are not reported in the fund financial statements.

All capital assets are capitalized at cost (or estimated historical cost) and updated for additions and deductions during the year. Donated capital assets are recorded at their acquisition values as of the date received. The District maintains a capitalization threshold of \$5,000. Improvements are capitalized; the costs of normal maintenance and repairs that do not add to the value of the asset or materially extend an asset's life are not. The District is reporting intangible right to use assets related to leased equipment. The intangible assets are being amortized in a systematic and rational manner of the shorter of the lease term or the useful life of the underlying asset.

**EAST KNOX LOCAL SCHOOL DISTRICT
KNOX COUNTY, OHIO**

NOTES TO THE BASIC FINANCIAL STATEMENTS
FOR THE FISCAL YEAR ENDED JUNE 30, 2022

NOTE 2 - SUMMARY OF SIGNIFICANT ACCOUNTING POLICIES - (Continued)

All reported capital assets except land and construction in progress are depreciated. Depreciation is computed using the straight-line method over the following useful lives:

<u>Description</u>	<u>Governmental Activities Estimated Lives</u>
Land improvements	15 - 20 years
Buildings and improvements	20 - 40 years
Furniture and equipment	5 - 20 years
Intangible leased assets	5 years
Vehicles	8 years

I. Interfund Balances

On fund financial statements, receivables and payables resulting from short-term interfund loans are classified as “interfund loans receivable/payable”. These amounts are eliminated in the governmental activities column on the statement of net position.

J. Compensated Absences

Compensated absences of the District consist of vacation leave and sick leave to the extent that payments to the employee for these absences are attributable to services already rendered and are not contingent on a specific event that is outside the control of the District and the employee.

In accordance with the provisions of GASB Statement No. 16, “Accounting for Compensated Absences”, a liability for vacation leave is accrued if a) the employees’ rights to payment are attributable to services already rendered; and b) it is probable that the employer will compensate the employees for the benefits through paid time off or other means, such as cash payment at termination or retirement. An accrual for earned sick leave is made to the extent that it is probable that the benefits will result in termination (severance) benefits. A liability for severance is accrued using the vesting method; i.e., the liability is based on the sick leave accumulated at June 30, 2022, by those employees who are currently eligible to receive termination (severance) payments, as well as those employees expected to become eligible in the future. For purposes of establishing a liability for sick leave on employees expected to become eligible to retire in the future, all employees at least 50 years of age with 10 years of service or any age with at least 15 years of service, were considered expected to become eligible to retire in accordance with GASB Statement No. 16.

The total liability for vacation and sick leave payments has been calculated using pay rates in effect at June 30, 2022 and reduced to the maximum payment allowed by labor contract and/or statute, plus any applicable additional salary related payments.

The entire compensated absence liability is reported on the government-wide financial statements.

For governmental fund financial statements, the current portion of unpaid compensated absences is the amount expected to be paid using expendable available resources. These amounts are recorded in the account “compensated absences payable” in the fund from which the employees who have accumulated unpaid leave are paid. The noncurrent portion of the liability is not reported.

**EAST KNOX LOCAL SCHOOL DISTRICT
KNOX COUNTY, OHIO**

NOTES TO THE BASIC FINANCIAL STATEMENTS
FOR THE FISCAL YEAR ENDED JUNE 30, 2022

NOTE 2 - SUMMARY OF SIGNIFICANT ACCOUNTING POLICIES - (Continued)

K. Prepayments

Certain payments to vendors reflect the costs applicable to future accounting periods and are recorded as prepaid items in both government-wide and fund financial statements. These items are reported as assets on the governmental funds balance sheet using the consumption method. A current asset for the prepaid amounts is recorded at the time of the purchase and the expenditure/expense is reported in the year in which services are consumed. At fiscal year-end, because prepayments are not available to finance future governmental fund expenditures, the fund balance is nonspendable by an amount equal to the carrying value of the asset on the fund financial statements.

L. Accrued Liabilities and Long-Term Obligations

All payables, accrued liabilities and long-term obligations are reported in the government-wide financial statements, and all payables, accrued liabilities and long-term obligations payable from the internal service fund are reported on the proprietary fund financial statements.

In general, governmental fund payables and accrued liabilities that, once incurred, are paid in a timely manner and in full from current financial resources, are reported as obligations of the funds. However, net pension and other postemployment benefit liabilities and compensated absences that will be paid from governmental funds are reported as a liability in the fund financial statements only to the extent that they are due for payment during the current year. Bonds are recognized as a liability on the fund financial statements when due. Net pension/OPEB liability should be recognized in the governmental funds to the extent that benefit payments are due and payable and the pension/OPEB plan's fiduciary net position is not sufficient for payment of those benefits.

M. Fund Balance

Fund balance is divided into five classifications based primarily on the extent to which the District is bound to observe constraints imposed upon the use of the resources in the governmental funds. The classifications are as follows:

Nonspendable - The nonspendable fund balance classification includes amounts that cannot be spent because they are not in spendable form or legally required to be maintained intact. The "not in spendable form" criterion includes items that are not expected to be converted to cash. It also includes the long-term amount of loans receivable.

Restricted - Fund balance is reported as restricted when constraints are placed on the use of resources that are either externally imposed by creditors (such as through debt covenants), grantors, contributors, or laws or regulations of other governments, or imposed by law through constitutional provisions or enabling legislation.

Committed - The committed fund balance classification includes amounts that can be used only for the specific purposes imposed by a formal action (resolution) of the District Board of Education (the highest level of decision making authority). Those committed amounts cannot be used for any other purpose unless the District Board of Education removes or changes the specified use by taking the same type of action (resolution) it employed to previously commit those amounts. Committed fund balance also incorporates contractual obligations to the extent that existing resources in the fund have been specifically committed for use in satisfying those contractual requirements.

Assigned - Amounts in the assigned fund balance classification are intended to be used by the District for specific purposes but do not meet the criteria to be classified as restricted nor committed. In governmental funds other than the general fund, assigned fund balance represents the remaining amount that is not restricted or committed. In the general fund, assigned amounts represent intended uses established by policies of the District Board of Education, which includes giving the Treasurer the authority to constrain monies for intended purposes.

**EAST KNOX LOCAL SCHOOL DISTRICT
KNOX COUNTY, OHIO**

NOTES TO THE BASIC FINANCIAL STATEMENTS
FOR THE FISCAL YEAR ENDED JUNE 30, 2022

NOTE 2 - SUMMARY OF SIGNIFICANT ACCOUNTING POLICIES - (Continued)

Unassigned - Unassigned fund balance is the residual classification for the general fund and includes all spendable amounts not contained in the other classifications. In other governmental funds, the unassigned classification is only used to report a deficit fund balance resulting from overspending for specific purposes for which amounts had been restricted, committed, or assigned.

The District applies restricted resources first when expenditures are incurred for purposes for which restricted and unrestricted (committed, assigned, and unassigned) fund balance is available. Similarly, within unrestricted fund balance, committed amounts are reduced first followed by assigned, and then unassigned amounts when expenditures are incurred for purposes for which amounts in any of the unrestricted fund balance classifications could be used.

N. Net Position

Net position represents the difference between assets and deferred outflows and liabilities and deferred inflows. The net position component “net investment in capital assets,” consists of capital assets, net of accumulated depreciation, reduced by the outstanding balances of any borrowing used for the acquisition, construction or improvement of those assets. Deferred outflows of resources and deferred inflows of resources that are attributable to the acquisition, construction or improvement of those assets or related debt also should be included in this component of net position. Net position is reported as restricted when there are limitations imposed on its use either through the enabling legislation adopted by the District or through external restrictions imposed by creditors, grantors or laws or regulations of other governments. The amount restricted for other purposes represents amounts restricted for other grants.

The District applies restricted resources first when an expense is incurred for purposes for which both restricted and unrestricted net position is available.

O. Estimates

The preparation of the basic financial statements in conformity with GAAP requires management to make estimates and assumptions that affect the amounts reported in the basic financial statements and accompanying notes. Actual results may differ from those estimates.

P. Extraordinary and Special Items

Extraordinary items are transactions or events that are both unusual in nature and infrequent in occurrence. Special items are transactions or events that are within the control of the Board of Education and that are either unusual in nature or infrequent in occurrence. During fiscal year 2022, neither type of transaction occurred.

Q. Bond Issuance Costs/Unamortized Bond Premium and Discount/Deferred Loss or Gain on Debt Refunding

On government-wide and fund financial statements, bond issuance costs are expensed in the year they occur.

Bond premiums are deferred and amortized over the term of the bonds using the straight-line method, which approximates the effective interest method. Bond premiums are presented as an addition to the face amount of the bonds.

For bond refundings resulting in the defeasance of debt reported in the government-wide financial statements, the difference between the reacquisition price and the net carrying amount of the old debt is deferred and amortized as a component of interest expense. This accounting gain or loss is amortized over the remaining life of the old debt or the life of the new debt, whichever is shorter and is presented as a deferred outflow of resources (loss) or deferred inflow of resources (gain) on the statement of net position.

**EAST KNOX LOCAL SCHOOL DISTRICT
KNOX COUNTY, OHIO**

NOTES TO THE BASIC FINANCIAL STATEMENTS
FOR THE FISCAL YEAR ENDED JUNE 30, 2022

NOTE 2 - SUMMARY OF SIGNIFICANT ACCOUNTING POLICIES - (Continued)

On the governmental fund financial statements, bond issuance costs and bond premiums are recognized in the current period. A reconciliation between the bonds face value and the amount reported on the statement of net position is presented in Note 8.

R. Pensions/Other Postemployment Benefits (OPEB)

For purposes of measuring the net pension/OPEB liability, net OPEB asset, deferred outflows of resources and deferred inflows of resources related to pensions/OPEB, and pension/OPEB expense, information about the fiduciary net position of the pension/OPEB plans and additions to/deductions from their fiduciary net position have been determined on the same basis as they are reported by the pension/OPEB plan. For this purpose, benefit payments (including refunds of employee contributions) are recognized when due and payable in accordance with the benefit terms. The pension/OPEB plans report investments at fair value.

S. Fair Value

The District categorizes its fair value measurements within the fair value hierarchy established by generally accepted accounting principles. The hierarchy is based on the valuation inputs used to measure the fair value of the asset. Level 1 inputs are quoted prices in active markets for identical assets; Level 2 inputs are significant other observable inputs; Level 3 inputs are significant unobservable inputs.

T. Interfund Activity

Exchange transactions between funds are reported as revenues in the seller funds and as expenditures/expenses in the purchaser funds. Flows of cash or goods from one fund to another without a requirement for repayment are reported as interfund transfers. Interfund transfers are reported as other financing sources/uses in governmental funds. Repayments from funds responsible for particular expenditures/expenses to the funds that initially paid for them are not presented on the basic financial statements.

NOTE 3 - ACCOUNTABILITY AND COMPLIANCE

A. Change in Accounting Principles

For fiscal year 2022, the District has implemented GASB Statement No. 87, "Leases", GASB Implementation Guide 2019-3, "Leases", GASB Statement No. 89, "Accounting for Interest Cost Incurred before the End of a Construction Period", GASB Implementation Guide 2020-1, "Implementation Guide Update - 2020", GASB Statement No. 92, "Omnibus 2020", GASB Statement No. 93, "Replacement of Interbank Offered Rates", GASB Statement No. 97, "Certain Component Unit Criteria, and Accounting and Financial Reporting for Internal Revenue Code Section 457 Deferred Compensation Plans—an amendment of GASB Statements No. 14 and No. 84, and a supersession of GASB Statement No. 32" and certain paragraphs of GASB Statement No. 99, "Omnibus 2022".

GASB Statement No. 87 and GASB Implementation Guide 2019-3 enhance the relevance and consistency of information of the government's leasing activities. It establishes requirements for lease accounting based on the principle that leases are financings of the right to use an underlying asset. A lessee is required to recognize a lease liability and an intangible right to use lease asset, and a lessor is required to recognize a lease receivable and a deferred inflow of resources. The implementation of GASB Statement No. 87 did not have an effect on the financial statements of the District.

**EAST KNOX LOCAL SCHOOL DISTRICT
KNOX COUNTY, OHIO**

NOTES TO THE BASIC FINANCIAL STATEMENTS
FOR THE FISCAL YEAR ENDED JUNE 30, 2022

NOTE 3 - ACCOUNTABILITY AND COMPLIANCE - (Continued)

GASB Statement No. 89 establishes accounting requirements for interest cost incurred before the end of a construction period. GASB Statement No. 89 requires that interest cost incurred before the end of a construction period be recognized as an expense in the period in which the cost is incurred for financial statements prepared using the economic resources measurement focus. GASB Statement No. 89 also reiterates that financial statements prepared using the current financial resources measurement focus, interest cost incurred before the end of a construction period should be recognized as an expenditure on a basis consistent with governmental fund accounting principles. The implementation of GASB Statement No. 89 did not have an effect on the financial statements of the District.

GASB Implementation Guide 2020-1 provides clarification on issues related to previously established GASB guidance. The implementation of GASB Implementation Guide 2020-1 did not have an effect on the financial statements of the District.

GASB Statement No. 92 enhances comparability in accounting and financial reporting and to improve the consistency of authoritative literature by addressing practice issues that have been identified during implementation and application of certain GASB Statements. The implementation of GASB Statement No. 92 did not have an effect on the financial statements of the District.

GASB Statement No. 93 establishes accounting and financial reporting requirements related to the replacement of Interbank Offered Rates (IBORs) in hedging derivative instruments and leases. It also identifies appropriate benchmark interest rates for hedging derivative instruments. The implementation of GASB Statement No. 93 did not have an effect on the financial statements of the District.

GASB Statement No. 97 is to (1) increase consistency and comparability related to the reporting of fiduciary component units in circumstances in which a potential component unit does not have a governing board and the primary government performs the duties that a governing board typically would perform; (2) mitigate costs associated with the reporting of certain defined contribution pension plans, defined contribution other postemployment benefit (OPEB) plans, and employee benefit plans other than pension plans or OPEB plans (other employee benefit plans) as fiduciary component units in fiduciary fund financial statements; and (3) enhance the relevance, consistency, and comparability of the accounting and financial reporting for Internal Revenue Code (IRC) Section 457 deferred compensation plans (Section 457 plans) that meet the definition of a pension plan and for benefits provided through those plans. The implementation of GASB Statement No. 97 did not have an effect on the financial statements of the District.

GASB Statement No. 99 to enhance comparability in accounting and financial reporting and to improve the consistency of authoritative literature by addressing (1) practice issues that have been identified during implementation and application of certain GASB Statements and (2) accounting and financial reporting for financial guarantees. The implementation of GASB Statement No. 99 did not have an effect on the financial statements of the District.

B. Deficit Fund Balances

Fund balances at June 30, 2022 included the following individual fund deficits:

<u>Nonmajor funds</u>	<u>Deficit</u>
IDEA, Part B	\$ 6,540
Title I - Disadvantaged Children	64,914

The general fund is liable for any deficit in these funds and provides transfers when cash is required, not when accruals occur. The deficit fund balances resulted from adjustments for accrued liabilities.

**EAST KNOX LOCAL SCHOOL DISTRICT
KNOX COUNTY, OHIO**

NOTES TO THE BASIC FINANCIAL STATEMENTS
FOR THE FISCAL YEAR ENDED JUNE 30, 2022

NOTE 4 - DEPOSITS AND INVESTMENTS

State statutes classify monies held by the District into three categories.

Active deposits are public deposits necessary to meet current demands on the treasury. Such monies must be maintained either as cash in the District treasury, in commercial accounts payable or withdrawable on demand, including negotiable order of withdrawal (NOW) accounts, or in money market deposit accounts.

Inactive deposits are public deposits that the Board of Education has identified as not required for use within the current five year period of designation of depositories. Inactive deposits must either be evidenced by certificates of deposit maturing not later than the end of the current period of designation of depositories, or by savings or deposit accounts including, but not limited to, passbook accounts.

Interim deposits are deposits of interim monies. Interim monies are those monies which are not needed for immediate use, but which will be needed before the end of the current period of designation of depositories.

Interim deposits must be evidenced by time certificates of deposit maturing not more than one year from the date of deposit or by savings or deposit accounts including passbook accounts.

Interim monies may be deposited or invested in the following securities:

1. United States Treasury Notes, Bills, Bonds, or any other obligation or security issued by the United States Treasury or any other obligation guaranteed as to principal and interest by the United States;
2. Bonds, notes, debentures, or any other obligations or securities issued by any federal government agency or instrumentality, including, but not limited to, the Federal National Mortgage Association, Federal Home Loan Bank, Federal Farm Credit Bank, Federal Home Loan Mortgage Corporation and Government National Mortgage Association. All federal agency securities shall be direct issuances of federal government agencies or instrumentalities;
3. Written repurchase agreements in the securities listed above provided that the fair value of the securities subject to the repurchase agreement must exceed the principal value of the agreement by at least two percent and be marked to market daily, and that the term of the agreement must not exceed thirty days;
4. Bonds and other obligations of the State of Ohio; and with certain limitations including a requirement for maturity within ten years from the date of settlement, bonds and other obligations of political subdivisions of the State of Ohio, if training requirements have been met;
5. Time certificates of deposit or savings or deposit accounts including, but not limited to, passbook accounts;
6. No-load money market mutual funds consisting exclusively of obligations described in items (1) and (2) above and repurchase agreements secured by such obligations, provided that investments in securities described in this division are made only through eligible institutions;
7. The State Treasurer's investment pool, the State Treasury Asset Reserve of Ohio (STAR Ohio); and
8. Certain banker's acceptance and commercial paper notes for a period not to exceed one-hundred-eighty days and two-hundred-seventy days, respectively, from the purchase date in an amount not to exceed forty percent of the interim monies available for investment at any one time.

**EAST KNOX LOCAL SCHOOL DISTRICT
KNOX COUNTY, OHIO**

NOTES TO THE BASIC FINANCIAL STATEMENTS
FOR THE FISCAL YEAR ENDED JUNE 30, 2022

NOTE 4 - DEPOSITS AND INVESTMENTS - (Continued)

Protection of the deposits is provided by the Federal Deposit Insurance Corporation (FDIC), by eligible securities pledged by the financial institution as security for repayment, or by the financial institutions participation in the Ohio Pooled Collateral System (OPCS), a collateral pool of eligible securities deposited with a qualified trustee and pledged to the Treasurer of State to secure the repayment of all public monies deposited in the financial institution.

Investments in stripped principal or interest obligations, reverse repurchase agreements and derivatives are prohibited. The issuance of taxable notes for the purpose of arbitrage, the use of leverage and short selling are also prohibited. Except as noted above, an investment must mature within five years from the date of purchase unless matched to a specific obligation or debt of the District, and must be purchased with the expectation that it will be held to maturity.

Investments may only be made through specified dealers and institutions. Payment for investments may be made only upon delivery of the securities representing the investments to the Treasurer or qualified trustee or, if the securities are not represented by a certificate, upon receipt of confirmation of transfer from the custodian.

A. Cash on Hand

As of June 30, 2022, the District had \$350 in undeposited cash on hand which is included in the fund balance, but is not included in deposits.

B. Cash with Fiscal Agent

The District is self-insured through a fiscal agent. The money held by the fiscal agent cannot be identified as an investment or deposit since it is held in a pool made up of numerous participants. The amount held by the fiscal agent at June 30, 2022 was \$1,304,222. This amount is not included in the “deposits” or “investments” reported below.

C. Deposits

At June 30, 2022, the carrying amount of all District deposits was \$1,387,836. Of the \$1,501,737 bank balance, \$500,000 was covered by the FDIC and \$1,001,737 was exposed to custodial credit risk because this amount was uninsured and uncollateralized.

Custodial credit risk is the risk that, in the event of bank failure, the District will not be able to recover deposits or collateral securities that are in the possession of an outside party. The District has no deposit policy for custodial credit risk beyond the requirements of State statute. Ohio law requires that deposits either be insured or protected by (1) eligible securities pledged to the District and deposited with a qualified trustee by the financial institution as security for repayment whose fair value at all times shall be at least 105 percent of the deposits being secured, or (2) participation in the Ohio Pooled Collateral System (OPCS), a collateral pool of eligible securities deposited with a qualified trustee and pledged to the Treasurer of State to secure the repayment of all public monies deposited in the financial institution. OPCS requires the total fair value of the securities pledged to be 102 percent of the deposits being secured or a rate set by the Treasurer of State. For fiscal year 2022, the District’s financial institution did not participate in the OPCS. Although all statutory requirements for the deposit of money had been followed, noncompliance with Federal requirements could potentially subject the District to a successful claim by the FDIC.

**EAST KNOX LOCAL SCHOOL DISTRICT
KNOX COUNTY, OHIO**

NOTES TO THE BASIC FINANCIAL STATEMENTS
FOR THE FISCAL YEAR ENDED JUNE 30, 2022

NOTE 4 - DEPOSITS AND INVESTMENTS - (Continued)

D. Investments

As of June 30, 2022, the District had the following investments and maturities:

Measurement/ Investment type	Measurement Value	Investment Maturities				
		6 months or less	7 to 12 months	13 to 18 months	19 to 24 months	Greater than 24 months
<i>Fair Value:</i>						
Negotiable CD's	\$ 2,605,993	\$ 473,381	\$ 734,548	\$ 635,621	\$ 284,375	\$ 478,068
FFCB	1,354,428	-	167,074	121,264	-	1,066,090
FNMA	703,100	-	-	240,887	-	462,213
FHLB	1,789,396	-	-	-	484,297	1,305,099
FHLMC	233,388	-	-	-	-	233,388
FAMC	92,537	-	-	-	-	92,537
U.S. Treasury Note	3,893,446	1,960,264	417,849	194,000	171,077	1,150,256
U.S. Government money market	78,733	78,733	-	-	-	-
Municipal bonds	183,408	-	-	-	-	183,408
Commercial paper	2,749,525	2,749,525	-	-	-	-
<i>Amortized Cost:</i>						
STAR Ohio	<u>7,876,283</u>	<u>7,876,283</u>	<u>-</u>	<u>-</u>	<u>-</u>	<u>-</u>
Total	<u>\$ 21,560,237</u>	<u>\$ 13,138,186</u>	<u>\$ 1,319,471</u>	<u>\$ 1,191,772</u>	<u>\$ 939,749</u>	<u>\$ 4,971,059</u>

The weighted average maturity of the District's investments is 1.03 years.

The District's investments in U.S. Government money market mutual funds are valued using quoted market prices in active markets (Level 1 inputs). The District's investments in commercial paper, municipal bonds, federal agency securities (FHLB, FHLMC, FNMA, FFCB, FAMC), U.S. Treasury Notes, and negotiable CD's are valued using quoted prices in markets that are not considered to be active, dealer quotations or alternative pricing sources for similar assets or liabilities for which all significant inputs are observable, either directly or indirectly (Level 2 inputs).

Interest Rate Risk: The Ohio Revised Code generally limits security purchases to those that mature within five years of the settlement date. Interest rate risk arises because potential purchases of debt securities will not agree to pay face value for those securities if interest rates subsequently increase. The District's investment policy addresses interest rate risk by requiring that the District's investment portfolio be structured so that securities mature to meet cash requirements for ongoing operations.

Credit Risk: STAR Ohio carried a rating of AAAM by Standard & Poor's. Ohio law requires that STAR Ohio maintain the highest rating provided by at least one nationally recognized standard rating service. The District's investment policy does not address credit risk beyond the adherence to Chapter 135 of the Ohio Revised Code. The federal agency securities, the U.S. Government money market and the U.S. Treasury notes have been assigned a rating of AA+ by Standard & Poor's and a rating of Aaa by Moody's. The District's investments in commercial paper were rated A-1+ and P-1 by Standard & Poor's and Moody's Investor Services, respectively. The District's investment in municipal bonds are rated SP1+ by Standard & Poor's. The negotiable CDs are covered by FDIC.

Custodial Credit Risk: For an investment, custodial credit risk is the risk that, in the event of the failure of the counterparty, the District will not be able to recover the value of its investments or collateral securities that are in the possession of an outside party. The District's investment policy does not specifically address custodial credit risk beyond the adherence to all relevant sections of the Ohio Revised Code.

**EAST KNOX LOCAL SCHOOL DISTRICT
KNOX COUNTY, OHIO**

NOTES TO THE BASIC FINANCIAL STATEMENTS
FOR THE FISCAL YEAR ENDED JUNE 30, 2022

NOTE 4 - DEPOSITS AND INVESTMENTS - (Continued)

Concentration of Credit Risk: The District places no limit on the amount that may be invested in any one issuer. The following table includes the percentage of each investment type held by the District at June 30, 2022:

<u>Measurement/ Investment type</u>	<u>Measurement Value</u>	<u>% of Total</u>
<i>Fair Value:</i>		
Negotiable CD's	\$ 2,605,993	12.09
FFCB	1,354,428	6.28
FNMA	703,100	3.26
FHLB	1,789,396	8.30
FHLMC	233,388	1.08
FAMC	92,537	0.43
U.S. Treasury Note	3,893,446	18.06
U.S. Government money market	78,733	0.37
Municipal bonds	183,408	0.85
Commercial paper	2,749,525	12.75
<i>Amortized Cost:</i>		
STAR Ohio	<u>7,876,283</u>	<u>36.53</u>
Total	<u>\$ 21,560,237</u>	<u>100.00</u>

E. Reconciliation of Cash and Investments to the Statement of Net Position

The following is a reconciliation of cash and investments as reported in the note above to cash and cash equivalents as reported on the statement of net position as of June 30, 2022:

<u>Cash and investments per note</u>	
Carrying amount of deposits	\$ 1,387,836
Cash with fiscal agent	1,304,222
Investments	21,560,237
Cash on hand	<u>350</u>
Total	<u>\$ 24,252,645</u>
<u>Cash and cash equivalents per statement of net position</u>	
Governmental activities	<u>\$ 24,252,645</u>

NOTE 5 - PROPERTY TAXES

Property taxes are levied and assessed on a calendar year basis while the District fiscal year runs from July through June. First half tax collections are received by the District in the second half of the fiscal year. Second half tax distributions occur in the first half of the following fiscal year.

**EAST KNOX LOCAL SCHOOL DISTRICT
KNOX COUNTY, OHIO**

NOTES TO THE BASIC FINANCIAL STATEMENTS
FOR THE FISCAL YEAR ENDED JUNE 30, 2022

NOTE 5 - PROPERTY TAXES - (Continued)

Property taxes include amounts levied against all real property and public utility property. Real property tax revenues received in calendar year 2022 represent the collection of calendar year 2021 taxes. Real property taxes received in calendar year 2022 were levied after April 1, 2021, on the assessed values as of January 1, 2021, the lien date. Assessed values for real property taxes are established by State statute at 35 percent of appraised fair value. Real property taxes are payable annually or semiannually. If paid annually, payment is due December 31; if paid semiannually, the first payment is due December 31, with the remainder payable by June 20. Under certain circumstances, state statute permits alternate payment dates to be established. Public utility property tax revenues received in calendar year 2022 represent the collection of calendar year 2021 taxes. Public utility real and personal property taxes received in calendar year 2022 became a lien on December 31, 2020, were levied after April 1, 2021, and are collected with real property taxes. Public utility real property is assessed at 35 percent of true value; public utility tangible personal property is currently assessed at varying percentages of true value.

The District receives property taxes from Knox, Coshocton and Licking Counties. The County Auditors periodically advances to the District its portion of the taxes collected. Second-half real property tax payments collected by the County by June 30, 2022, are available to finance fiscal year 2022 operations. The amount available as an advance at June 30, 2022 was \$1,973,939 in the general fund, \$458,650 in the bond retirement fund and \$169,747 in the permanent improvement fund. This amount is recorded as revenue. The amount available for advance at June 30, 2021 was \$1,852,867 in the general fund, \$444,359 in the bond retirement fund and \$159,542 in the permanent improvement fund. The amount of second-half real property taxes available for advance at fiscal year-end can vary based on the date the tax bills are sent.

Accrued property taxes receivable includes real property, public utility property and delinquent tangible personal property taxes which are measurable as of June 30, 2022 and for which there is an enforceable legal claim. Although total property tax collections for the next fiscal year are measurable, only the amount of real property taxes available as an advance at June 30 was levied to finance current fiscal year operations and is reported as revenue at fiscal year end. The portion of the receivable not levied to finance current fiscal year operations is offset by a credit to deferred inflows.

On the accrual basis of accounting, collectible delinquent property taxes have been recorded as a receivable and revenue, while on a modified accrual basis of accounting the revenue has been reported as a deferred inflow.

The assessed values upon which the fiscal year 2022 taxes were collected are:

	2021 Second Half Collections		2022 First Half Collections	
	<u>Amount</u>	<u>Percent</u>	<u>Amount</u>	<u>Percent</u>
Agricultural/residential and other real estate	\$ 346,506,015	96.74	\$ 349,861,514	96.50
Public utility personal	<u>11,661,240</u>	<u>3.26</u>	<u>12,700,500</u>	<u>3.50</u>
Total	<u>\$ 358,167,255</u>	<u>100.00</u>	<u>\$ 362,562,014</u>	<u>100.00</u>
Tax rate per \$1,000 of assessed valuation	\$46.73		\$46.59	

**EAST KNOX LOCAL SCHOOL DISTRICT
KNOX COUNTY, OHIO**

NOTES TO THE BASIC FINANCIAL STATEMENTS
FOR THE FISCAL YEAR ENDED JUNE 30, 2022

NOTE 6 - RECEIVABLES

Receivables at June 30, 2022 consisted of taxes, accounts (billings for user charged services and student fees), accrued interest and intergovernmental grants. All receivables are considered collectible in full due to the ability to foreclose for the nonpayment of taxes, the stable condition of State programs and the current year guarantee of federal funds. A summary of the principal items of receivables reported on the statement of net position follows:

Governmental activities:

Taxes	\$ 11,379,884
Accounts	9,680
Accrued interest	45,055
Intergovernmental	<u>160,678</u>
Total	<u>\$ 11,595,297</u>

Receivables have been disaggregated on the face of the basic financial statements. All receivables are expected to be collected in the subsequent year.

NOTE 7 - CAPITAL ASSETS

Capital asset activity for the fiscal year ended June 30, 2022, was as follows:

	<u>Balance</u> <u>06/30/21</u>	<u>Additions</u>	<u>Deductions</u>	<u>Balance</u> <u>06/30/22</u>
Governmental activities:				
<i>Capital assets, not being depreciated/amortized:</i>				
Land	\$ 243,950	\$ -	\$ -	\$ 243,950
Construction in progress	<u>5,376,396</u>	<u>10,508,040</u>	<u>-</u>	<u>15,884,436</u>
Total capital assets, not being depreciated/amortized	<u>5,620,346</u>	<u>10,508,040</u>	<u>-</u>	<u>16,128,386</u>
<i>Capital assets, being depreciated/amortized:</i>				
Land improvements	1,267,744	-	-	1,267,744
Buildings and improvements	13,691,818	-	(5,530)	13,686,288
Furniture and equipment	2,120,070	522,261	(222,554)	2,419,777
Vehicles	<u>1,291,653</u>	<u>-</u>	<u>(70,600)</u>	<u>1,221,053</u>
Total capital assets, being depreciated	<u>18,371,285</u>	<u>522,261</u>	<u>(298,684)</u>	<u>18,594,862</u>
<i>Less: accumulated depreciation:</i>				
Land improvements	(955,724)	(57,022)	-	(1,012,746)
Buildings and improvements	(5,829,769)	(353,932)	968	(6,182,733)
Furniture and equipment	(1,732,736)	(75,044)	174,168	(1,633,612)
Vehicles	<u>(731,786)</u>	<u>(105,372)</u>	<u>63,540</u>	<u>(773,618)</u>
Total accumulated depreciation / amortization	<u>(9,250,015)</u>	<u>(591,370)</u>	<u>238,676</u>	<u>(9,602,709)</u>
Governmental activities capital assets, net	<u>\$ 14,741,616</u>	<u>\$ 10,438,931</u>	<u>\$ (60,008)</u>	<u>\$ 25,120,539</u>

**EAST KNOX LOCAL SCHOOL DISTRICT
KNOX COUNTY, OHIO**

NOTES TO THE BASIC FINANCIAL STATEMENTS
FOR THE FISCAL YEAR ENDED JUNE 30, 2022

NOTE 7 - CAPITAL ASSETS - (Continued)

Depreciation/amortization expense was charged to governmental functions as follows:

<u>Instruction:</u>	
Regular	\$ 277,963
Special	16,390
Vocational	846
<u>Support services:</u>	
Instructional staff	2,995
Administration	29,247
Fiscal	2,805
Operations and maintenance	59,863
Pupil transportation	118,577
Central	2,903
Extracurricular activities	14,284
<u>Operation of non-instructional services:</u>	
Food service operations	65,497
Total depreciation/amortization expense	<u>\$ 591,370</u>

NOTE 8 - LONG-TERM OBLIGATIONS

A. During fiscal year 2022, the following changes occurred in governmental activities' long-term obligations.

	Balance Outstanding June 30, 2021	Additions	Deductions	Balance Outstanding June 30, 2022	Amounts Due in One Year
<u>General Obligation Bonds:</u>					
Series 2016, Refunding					
Serial 3%-4% \$7,885,000	\$ 6,315,000	\$ -	\$ (425,000)	\$ 5,890,000	\$ 435,000
Term 3.25% \$1,000,000	1,000,000	-	-	1,000,000	-
School Facilities Construction and Improvement Bonds - Series 2014					
Term 3.25%-5.5% \$750,000	605,000	-	(65,000)	540,000	65,000
School Facilities Construction and Improvement Bonds - Series 2020A					
Serial 1.5%-4.0% \$4,275,000	4,200,000	-	(75,000)	4,125,000	75,000
Term 3.0% \$5,225,000	5,225,000	-	-	5,225,000	-
School Facilities Construction and Improvement Bonds - Series 2020B					
Serial 1.5%-4.0% \$4,355,000	4,060,000	-	(475,000)	3,585,000	500,000
Term 2.0%-3.0% \$4,720,000	4,720,000	-	-	4,720,000	-
<u>Other long-term obligations:</u>					
Permanent Improvement Levy Tax					
Anticipation Note, Series 2022	-	2,850,000	-	2,850,000	260,000
Compensated Absences	423,312	99,574	(140,000)	382,886	83,720
Note payable - financed purchase	64,389	-	(64,389)	-	-
Net Pension Liability	9,674,518	-	(4,332,267)	5,342,251	-
Net OPEB Liability	770,903	-	(66,774)	704,129	-
Total governmental activities	<u>\$ 37,058,122</u>	<u>\$ 2,949,574</u>	<u>\$ (5,643,430)</u>	<u>34,364,266</u>	<u>\$ 1,418,720</u>
Add: unamortized premium				<u>1,527,081</u>	
Total on statement of net position				<u>\$ 35,891,347</u>	

**EAST KNOX LOCAL SCHOOL DISTRICT
KNOX COUNTY, OHIO**

NOTES TO THE BASIC FINANCIAL STATEMENTS
FOR THE FISCAL YEAR ENDED JUNE 30, 2022

NOTE 8 - LONG-TERM OBLIGATIONS - (Continued)

Net Pension Liability: The District's net pension liability is described in Note 11. The District pays obligations related to employee compensation from the fund benefitting from their service.

Net OPEB Liability/Asset: The District's net OPEB liability/asset is described in Note 12. The District pays obligations related to employee compensation from the fund benefitting from their service.

Permanent Improvement Tax Anticipation Notes Payable - On March 3, 2022, the District issued tax anticipation notes, series 2022 in the amount of \$2,850,000 for the purpose of general permanent improvements. The interest rate is 2.20% per year to the final maturity date of the Note, payable on June 1 and December 1, beginning June 1, 2022, through December 1, 2031. The Note was issued in anticipation of future property tax revenues. Payments of principal and interest on the notes will be reported as expenditures in the permanent improvement fund.

Principal and interest requirements to retire the tax anticipation notes are as follows:

Fiscal Year Ending June 30,	Tax Anticipation Notes		
	Principal	Interest	Total
2023	\$ 260,000	\$ 59,840	\$ 319,840
2024	265,000	54,065	319,065
2025	270,000	48,180	318,180
2026	275,000	42,185	317,185
2027	280,000	36,080	316,080
2028 - 2032	1,500,000	83,600	1,583,600
Total	<u>\$ 2,850,000</u>	<u>\$ 323,950</u>	<u>\$ 3,173,950</u>

Compensated Absences: Compensated absences will be paid from the fund from which the employees' salaries are paid, which is primarily the general fund.

Note Payable - Financed Purchase: See Note 9 for detail on the District's financed purchase.

School Facilities Construction and Improvement Bonds - Series 2014: The original issuance consisted of term bonds issued on January 22, 2014. The bonds mature at \$145,000, \$350,000 and \$255,000 on December 1, 2020, 2025 and 2028, respectively. The rates on these bonds range from 3.25% to 5.50%. The bonds will be retired through the bond retirement fund.

**EAST KNOX LOCAL SCHOOL DISTRICT
KNOX COUNTY, OHIO**

NOTES TO THE BASIC FINANCIAL STATEMENTS
FOR THE FISCAL YEAR ENDED JUNE 30, 2022

NOTE 8 - LONG-TERM OBLIGATIONS - (Continued)

The Bonds stated to mature on December 1, 2025 are subject to mandatory sinking fund redemption at a redemption price of 100% of the principal amount to be redeemed, plus accrued interest to the date of redemption, on December 1 of the years and in the respective principal amounts as follows:

Date	Principal Amount To Be Redeemed
December 1, 2021	\$ 65,000
December 1, 2022	65,000
December 1, 2023	70,000
December 1, 2024	75,000

The balance of the principal of the Bonds maturing on December 1, 2025 (\$75,000) is payable at their stated maturity on December 1, 2025.

The Bonds stated to mature on December 1, 2028 are subject to mandatory sinking fund redemption at a redemption price of 100% of the principal amount to be redeemed, plus accrued interest of the date of redemption, on December 1 of the years and in the respective principal amounts as follows:

Date	Principal Amount To Be Redeemed
December 1, 2026	\$ 80,000
December 1, 2027	85,000

The balance of the principal of the Bonds maturing on December 1, 2028 (\$90,000) is payable at their stated maturity on December 1, 2028.

Series 2016 General Obligation Refunding Bonds: On September 8, 2016, the District issued General Obligation Refunding Bonds (Series 2016 refunding bonds). These bonds refunded the \$9,405,000 of a Series 2007 issue. These bonds are general obligations of the District, for which its full faith and credit is pledged for repayment. On the fund financial statements, payments of principal and interest relating to these bonds are recorded as expenditures in the bond retirement fund. On the government-wide financial statements, principal payments reduce the liability reported on the statement of net position.

This issue is comprised of serial bonds, present value \$5,890,000 and term bonds present value \$1,000,000 at June 30, 2022. The interest rates on the bonds is 3.00% - 4.00%. Payments on the bonds are due June 1 and December 1 of each year. The final maturity stated in the issue is December 1, 2034.

The term bonds maturing on December 1, 2027 shall be subject to mandatory sinking fund redemption at a redemption price of 100% of the principal amount to be redeemed, plus accrued interest to the date of redemption, on December 1 of the years and in the respective principal amounts as follows:

Year	Principal Amount To Be Redeemed
2026	\$ 490,000

The remaining principal amount of such term bonds (\$510,000) shall mature at stated maturity on December 1, 2027.

**EAST KNOX LOCAL SCHOOL DISTRICT
KNOX COUNTY, OHIO**

NOTES TO THE BASIC FINANCIAL STATEMENTS
FOR THE FISCAL YEAR ENDED JUNE 30, 2022

NOTE 8 - LONG-TERM OBLIGATIONS - (Continued)

The reacquisition price exceeded the net carrying amount of the old debt by \$82,214. This amount is being netted against the new debt and amortized over the remaining life of the refunded debt, which is equal to the life of the new debt issued.

Series 2020A General Obligation Refunding Bonds: On March 19, 2020, the District issued \$9,500,000 in general obligation serial bonds, for the purpose of improving school facilities. Interest and principal payments on the bonds are due on May 1 and November 1 of each year and are made from the bond retirement fund.

The original issue was comprised of both current interest serial bonds, par value \$4,275,000, and term bonds, par value \$5,225,000. The interest rates on the current interest bonds range from 1.5%-4.0% and the interest rate on the term bonds is 3%. Final maturity of the Series 2020A bonds is November 1, 2056.

The term bonds maturing on November 1, 2044 shall be subject to mandatory sinking fund redemption at a redemption price of 100% of the principal amount to be redeemed, plus accrued interest to the date of redemption, on November 1 of the years and in the respective principal amounts as follows:

<u>Date</u>	<u>Principal Amount To Be Redeemed</u>
November 1, 2043	\$ 305,000

The remaining principal amount of such term bonds (\$315,000) shall mature at stated maturity on November 1, 2044.

The term bonds maturing on November 1, 2046 shall be subject to mandatory sinking fund redemption at a redemption price of 100% of the principal amount to be redeemed, plus accrued interest to the date of redemption, on November 1 of the years and in the respective principal amounts as follows:

<u>Date</u>	<u>Principal Amount To Be Redeemed</u>
November 1, 2045	\$ 325,000

The remaining principal amount of such term bonds (\$335,000) shall mature at stated maturity on November 1, 2046.

The term bonds maturing on November 1, 2049 shall be subject to mandatory sinking fund redemption at a redemption price of 100% of the principal amount to be redeemed, plus accrued interest to the date of redemption, on November 1 of the years and in the respective principal amounts as follows:

<u>Date</u>	<u>Principal Amount To Be Redeemed</u>
November 1, 2047	\$ 345,000
November 1, 2048	\$ 355,000

The remaining principal amount of such term bonds (\$365,000) shall mature at stated maturity on November 1, 2049.

**EAST KNOX LOCAL SCHOOL DISTRICT
KNOX COUNTY, OHIO**

NOTES TO THE BASIC FINANCIAL STATEMENTS
FOR THE FISCAL YEAR ENDED JUNE 30, 2022

NOTE 8 - LONG-TERM OBLIGATIONS - (Continued)

The term bonds maturing on November 1, 2056 shall be subject to mandatory sinking fund redemption at a redemption price of 100% of the principal amount to be redeemed, plus accrued interest to the date of redemption, on November 1 of the years and in the respective principal amounts as follows:

Date	Principal Amount To Be Redeemed
November 1, 2050	\$ 375,000
November 1, 2051	385,000
November 1, 2052	400,000
November 1, 2053	410,000
November 1, 2054	425,000
November 1, 2055	435,000

The remaining principal amount of such term bonds (\$450,000) shall mature at stated maturity on November 1, 2056.

Series 2020B General Obligation Refunding Bonds: On April 7, 2020, the District issued \$9,075,000 in general obligation serial bonds, for the purpose of improving school facilities. Interest and principal payments on the bonds are due on May 1 and November 1 of each year and are made from the bond retirement fund.

The original issue was comprised of both current interest serial bonds, par value \$4,355,000, and term bonds, par value \$4,720,000. The interest rates on the current interest bonds range from 1.5%-4.0% and the interest rate on the term bonds is 2%. Final maturity of the Series 2020B bonds is November 1, 2056.

The term bonds maturing on November 1, 2033 shall be subject to mandatory sinking fund redemption at a redemption price of 100% of the principal amount to be redeemed, plus accrued interest to the date of redemption, on November 1 of the years and in the respective principal amounts as follows:

Date	Principal Amount To Be Redeemed
November 1, 2032	\$ 215,000

The remaining principal amount of such term bonds (\$215,000) shall mature at stated maturity on November 1, 2033.

The term bonds maturing on November 1, 2035 shall be subject to mandatory sinking fund redemption at a redemption price of 100% of the principal amount to be redeemed, plus accrued interest to the date of redemption, on November 1 of the years and in the respective principal amounts as follows:

Date	Principal Amount To Be Redeemed
November 1, 2034	\$ 225,000

The remaining principal amount of such term bonds (\$230,000) shall mature at stated maturity on November 1, 2035.

**EAST KNOX LOCAL SCHOOL DISTRICT
KNOX COUNTY, OHIO**

NOTES TO THE BASIC FINANCIAL STATEMENTS
FOR THE FISCAL YEAR ENDED JUNE 30, 2022

NOTE 8 - LONG-TERM OBLIGATIONS - (Continued)

The term bonds maturing on November 1, 2037 shall be subject to mandatory sinking fund redemption at a redemption price of 100% of the principal amount to be redeemed, plus accrued interest to the date of redemption, on November 1 of the years and in the respective principal amounts as follows:

Date	Principal Amount To Be Redeemed
November 1, 2036	\$ 235,000

The remaining principal amount of such term bonds (\$240,000) shall mature at stated maturity on November 1, 2037.

The term bonds maturing on November 1, 2039 shall be subject to mandatory sinking fund redemption at a redemption price of 100% of the principal amount to be redeemed, plus accrued interest to the date of redemption, on November 1 of the years and in the respective principal amounts as follows:

Date	Principal Amount To Be Redeemed
November 1, 2038	\$ 240,000

The remaining principal amount of such term bonds (\$245,000) shall mature at stated maturity on November 1, 2039.

The term bonds maturing on November 1, 2042 shall be subject to mandatory sinking fund redemption at a redemption price of 100% of the principal amount to be redeemed, plus accrued interest to the date of redemption, on November 1 of the years and in the respective principal amounts as follows:

Date	Principal Amount To Be Redeemed
November 1, 2040	\$ 250,000
November 1, 2041	260,000

The remaining principal amount of such term bonds (\$265,000) shall mature at stated maturity on November 1, 2042.

The term bonds maturing on November 1, 2044 shall be subject to mandatory sinking fund redemption at a redemption price of 100% of the principal amount to be redeemed, plus accrued interest to the date of redemption, on November 1 of the years and in the respective principal amounts as follows:

Date	Principal Amount To Be Redeemed
November 1, 2043	\$ 275,000

The remaining principal amount of such term bonds (\$285,000) shall mature at stated maturity on November 1, 2044.

**EAST KNOX LOCAL SCHOOL DISTRICT
KNOX COUNTY, OHIO**

NOTES TO THE BASIC FINANCIAL STATEMENTS
FOR THE FISCAL YEAR ENDED JUNE 30, 2022

NOTE 8 - LONG-TERM OBLIGATIONS - (Continued)

The term bonds maturing on November 1, 2046 shall be subject to mandatory sinking fund redemption at a redemption price of 100% of the principal amount to be redeemed, plus accrued interest to the date of redemption, on November 1 of the years and in the respective principal amounts as follows:

Date	Principal Amount To Be Redeemed
November 1, 2045	\$ 290,000

The remaining principal amount of such term bonds (\$300,000) shall mature at stated maturity on November 1, 2046.

The term bonds maturing on November 1, 2049 shall be subject to mandatory sinking fund redemption at a redemption price of 100% of the principal amount to be redeemed, plus accrued interest to the date of redemption, on November 1 of the years and in the respective principal amounts as follows:

Date	Principal Amount To Be Redeemed
November 1, 2047	\$ 310,000
November 1, 2048	315,000

The remaining principal amount of such term bonds (\$325,000) shall mature at stated maturity on November 1, 2049.

At June 30, 2022, the District had \$4,910,185 in unspent bond proceeds related to the Series 2020A and 2020B general obligation bonds and the Permanent Improvement Levy Tax Anticipation Note.

B. The annual requirement to amortize all bonds outstanding as of June 30, 2022 is as follows:

Fiscal Year	Current Interest, Serial and Term Bonds		
	Principal	Interest	Total
2023	\$ 1,075,000	\$ 752,694	\$ 1,827,694
2024	1,100,000	729,474	1,829,474
2025	1,125,000	696,505	1,821,505
2026	1,165,000	656,018	1,821,018
2027	1,205,000	620,048	1,825,048
2028 - 2032	4,665,000	2,591,783	7,256,783
2033 - 2037	4,240,000	1,700,750	5,940,750
2038 - 2042	2,620,000	1,306,687	3,926,687
2043 - 2047	2,995,000	927,755	3,922,755
2048 - 2052	2,775,000	490,251	3,265,251
2053 - 2057	2,120,000	162,742	2,282,742
Total	\$ 25,085,000	\$ 10,634,707	\$ 35,719,707

**EAST KNOX LOCAL SCHOOL DISTRICT
KNOX COUNTY, OHIO**

**NOTES TO THE BASIC FINANCIAL STATEMENTS
FOR THE FISCAL YEAR ENDED JUNE 30, 2022**

NOTE 8 - LONG-TERM OBLIGATIONS - (Continued)

C. Legal Debt Margin

The Ohio Revised Code provides that voted net general obligation debt of the District shall never exceed 9% of the total assessed valuation of the District. The code further provides that unvoted indebtedness shall not exceed 1/10 of 1% of the property valuation of the District. The code additionally states that unvoted indebtedness related to energy conservation debt shall not exceed 9/10 of 1% of the property valuation of the District. The assessed valuation used in determining the District's legal debt margin has been modified by House Bill 530 which became effective March 30, 2006. In accordance with House Bill 530, the assessed valuation used in the District's legal debt margin calculation excluded tangible personal property used in business, telephone or telegraph property, interexchange telecommunications company property, and personal property owned or leased by a railroad company and used in railroad operations. The effects of these debt limitations at June 30, 2022, are a voted debt margin of \$9,462,301 (including available funds of \$1,916,720) and an unvoted debt margin of \$362,562.

NOTE 9 – NOTE PAYABLE – FINANCED PURCHASE

- A. During a prior fiscal year, the District entered into a note payable – financed purchase agreement, in the amount of \$52,404, with Hewlett Packard Financial Services to finance multiple copiers and copier equipment. The annual payments were made from the permanent improvement fund. During 2022, the District made the final payment on this debt obligation.
- B. During a prior fiscal year, the District entered into a lease-purchase agreement, in the amount of \$200,137, with Hewlett Packard Financial Services to finance the cost of MacBooks, iPads, HP laptops, and other Apple and HP computer equipment. The annual payments were made from the permanent improvement fund. During 2022, the District made the final payment on this debt obligation.

NOTE 10 - RISK MANAGEMENT

A. Property and Liability

The District is exposed to various risks of loss related to torts, theft of, damage to, and destruction of assets, errors and omissions, injuries to employees, and natural disasters. For July 1, 2021 through June 30, 2022, the District contracted with Ohio School Plan and Hylant Administrative Services for property and general liability coverage. There was a \$1,000 deductible and \$30,570,187 limit.

The District has professional liability insurance with Ohio School Plan. Professional liability protection was set at \$4,000,000 per single occurrence limit and \$6,000,000 aggregate with no deductible.

Vehicles are covered by the Ohio School Plan with a \$1,000 deductible for comprehensive and collision. Automobile liability has a \$4,000,000 combined single limit of liability.

Settled claims have not exceeded this commercial insurance coverage in any of the past three fiscal years.

B. Workers' Compensation

The District participates in the Sheakly Workers' Compensation Group Rating Program (GRP). The intent of the GRP is to achieve the benefit of a reduced premium for the District by virtue of its grouping and representation with other participants in the GRP. The workers' compensation experience of the participating Districts is calculated as one experience and a common premium rate is applied to all Districts in the GRP. Each participant pays its workers' compensation premium to the State based on the rate for the GRP rather than its individual rate. Participation in the GRP is limited to Districts that can meet the GRP's selection criteria.

**EAST KNOX LOCAL SCHOOL DISTRICT
KNOX COUNTY, OHIO**

NOTES TO THE BASIC FINANCIAL STATEMENTS
FOR THE FISCAL YEAR ENDED JUNE 30, 2022

NOTE 10 - RISK MANAGEMENT - (Continued)

C. Employee Group Medical/Surgical and Prescription Insurance

Medical/surgical and dental insurance is offered to employees through a self-insurance internal service fund. The District is a member of a claims servicing pool, consisting of 50 school districts within the State, in which monthly premiums are paid to the fiscal agent who in turn pays the claims on the District's behalf. The claims liability of \$189,368 reported in the internal service fund at June 30, 2022 is based on an estimate provided by the third party administrator and the requirements of GASB Statement No. 10, "Accounting and Financial Reporting for Risk Financing and Related Insurance Issues", as amended by GASB Statement No. 30, "Risk Financing Omnibus", which requires that a liability for unpaid claim costs, including estimates of costs relating to incurred, but not reported claims, be accrued at the estimated ultimate cost of settling the claims.

Changes in claims activity for the past two fiscal years are as follows:

<u>Fiscal Year</u>	<u>Beginning Balance</u>	<u>Claims Incurred</u>	<u>Claims Payments</u>	<u>Ending Balance</u>
2022	\$ 127,509	\$ 1,903,284	\$ (1,841,425)	\$ 189,368
2021	119,066	1,579,908	(1,571,465)	127,509

NOTE 11 - DEFINED BENEFIT PENSION PLANS

The Statewide retirement systems provide both pension benefits and other postemployment benefits (OPEB).

Net Pension Liability/Net OPEB Liability/Asset

The net pension liability/asset and the net OPEB liability/asset reported on the statement of net position represents a liability or asset to employees for pensions and OPEB, respectively.

Pensions and OPEB are a component of exchange transactions—between an employer and its employees—of salaries and benefits for employee services. Pensions/OPEB are provided to an employee—on a deferred-payment basis—as part of the total compensation package offered by an employer for employee services each financial period. The obligation to sacrifice resources for pensions is a present obligation because it was created as a result of employment exchanges that already have occurred.

The net pension/OPEB liability (asset) represent the District's proportionate share of each pension/OPEB plan's collective actuarial present value of projected benefit payments attributable to past periods of service, net of each pension/OPEB plan's fiduciary net position. The net pension/OPEB liability (asset) calculation is dependent on critical long-term variables, including estimated average life expectancies, earnings on investments, cost of living adjustments and others. While these estimates use the best information available, unknowable future events require adjusting these estimates annually.

The Ohio Revised Code limits the District's obligation for this liability to annually required payments. The District cannot control benefit terms or the manner in which pensions/OPEB are financed; however, the District does receive the benefit of employees' services in exchange for compensation including pension and OPEB.

**EAST KNOX LOCAL SCHOOL DISTRICT
KNOX COUNTY, OHIO**

NOTES TO THE BASIC FINANCIAL STATEMENTS
FOR THE FISCAL YEAR ENDED JUNE 30, 2022

NOTE 11 - DEFINED BENEFIT PENSION PLANS - (Continued)

GASB 68/75 assumes the liability is solely the obligation of the employer, because (1) they benefit from employee services; and (2) State statute requires funding to come from these employers. All pension contributions to date have come solely from these employers (which also includes pension costs paid in the form of withholdings from employees). The retirement systems may allocate a portion of the employer contributions to provide for these OPEB benefits. In addition, health care plan enrollees pay a portion of the health care costs in the form of a monthly premium. State statute requires the retirement systems to amortize unfunded pension liabilities within 30 years. If the pension amortization period exceeds 30 years, each retirement system’s board must propose corrective action to the State legislature. Any resulting legislative change to benefits or funding could significantly affect the net pension/OPEB liability (asset). Resulting adjustments to the net pension/OPEB liability (asset) would be effective when the changes are legally enforceable. The Ohio Revised Code permits, but does not require, the retirement systems to provide healthcare to eligible benefit recipients.

The remainder of this note includes the required pension disclosures. See Note 12 for the required OPEB disclosures.

The proportionate share of each plan’s unfunded benefits is presented as a long-term *net pension/OPEB liability (asset)* on the accrual basis of accounting. Any liability for the contractually required pension contribution outstanding at the end of the year is included in pension obligation payable on both the accrual and modified accrual bases of accounting.

Plan Description - School Employees Retirement System (SERS)

Plan Description - The District non-teaching employees participate in SERS, a cost-sharing multiple-employer defined benefit pension plan administered by SERS. SERS provides retirement, disability and survivor benefits, annual cost-of-living adjustments, and death benefits to plan members and beneficiaries. Authority to establish and amend benefits is provided by Ohio Revised Code Chapter 3309. SERS issues a publicly available, stand-alone financial report that includes financial statements, required supplementary information and detailed information about SERS’ fiduciary net position. That report can be obtained by visiting the SERS website at www.ohsers.org under Employers/Audit Resources.

Age and service requirements for retirement are as follows:

	Eligible to Retire on or before August 1, 2017 *	Eligible to Retire after August 1, 2017
Full benefits	Any age with 30 years of service credit	Age 67 with 10 years of service credit; or Age 57 with 30 years of service credit
Actuarially reduced benefits	Age 60 with 5 years of service credit; or Age 55 with 25 years of service credit	Age 62 with 10 years of service credit; or Age 60 with 25 years of service credit

* Members with 25 years of service credit as of August 1, 2017 will be included in this plan.

Annual retirement benefits are calculated based on final average salary multiplied by a percentage that varies based on years of service; 2.2% for the first thirty years of service and 2.5% for years of service credit over 30. Final average salary is the average of the highest three years of salary.

An individual whose benefit effective date is before April 1, 2018, is eligible for a cost-of-living adjustment (COLA) on the first anniversary date of the benefit. Beginning April 1, 2018, new benefit recipients must wait until the fourth anniversary of their benefit for COLA eligibility. The COLA is added each year to the base benefit amount on the anniversary date of the benefit. A three-year COLA suspension was in effect for all benefit recipients for the years 2018, 2019, and 2020. Upon resumption of the COLA, it will be indexed to the percentage increase in the CPI-W, not to exceed 2.5% and with a floor of 0%. In 2021, the Board of Trustees approved a 2.5% cost-of-living adjustment (COLA) for eligible retirees and beneficiaries in 2022.

**EAST KNOX LOCAL SCHOOL DISTRICT
KNOX COUNTY, OHIO**

NOTES TO THE BASIC FINANCIAL STATEMENTS
FOR THE FISCAL YEAR ENDED JUNE 30, 2022

NOTE 11 - DEFINED BENEFIT PENSION PLANS - (Continued)

Funding Policy - Plan members are required to contribute 10.00% of their annual covered salary and the District is required to contribute 14.00% of annual covered payroll. The contribution requirements of plan members and employers are established and may be amended by the SERS' Retirement Board up to statutory maximum amounts of 10.00% for plan members and 14.00% for employers. The Retirement Board, acting with the advice of the actuary, allocates the employer contribution rate among four of the System's funds (Pension Trust Fund, Death Benefit Fund, Medicare B Fund, and Health Care Fund). For the fiscal year ended June 30, 2022, the allocation to pension, death benefits, and Medicare B was 14.00%. For fiscal year 2022, the Retirement Board did not allocate any employer contribution to the Health Care Fund.

The District's contractually required contribution to SERS was \$187,711 for fiscal year 2022. Of this amount, \$20,499 is reported as pension obligation payable.

Plan Description - State Teachers Retirement System (STRS)

Plan Description - Licensed teachers participate in STRS, a cost-sharing multiple-employer public employee retirement system administered by STRS. STRS provides retirement and disability benefits to members and death and survivor benefits to beneficiaries. STRS issues a stand-alone financial report that includes financial statements, required supplementary information and detailed information about STRS' fiduciary net position. That report can be obtained by writing to STRS, 275 E. Broad St., Columbus, OH 43215-3771, by calling (888) 227-7877, or by visiting the STRS website at www.strsoh.org.

New members have a choice of three retirement plans: a Defined Benefit (DB) Plan, a Defined Contribution (DC) Plan and a Combined (CO) Plan. Benefits are established by Ohio Revised Code Chapter 3307.

The DB plan offers an annual retirement allowance based on final average salary multiplied by a percentage that varies based on years of service. Effective August 1, 2015, the calculation is 2.20% of final average salary for the five highest years of earnings multiplied by all years of service. In April 2017, the Retirement Board made the decision to reduce COLA granted on or after July 1, 2017, to 0% to preserve the fiscal integrity of the retirement system. Benefit recipients' base benefit and past cost-of living increases are not affected by this change. Eligibility changes will be phased in until August 1, 2026, when retirement eligibility for unreduced benefits will be five year of service credit and age 65, or 35 years of service credit and at least age 60.

Eligibility changes for DB Plan members who retire with actuarially reduced benefits will be phased in until August 1, 2026, when retirement eligibility will be five years of qualifying service credit and age 60, or 30 years of service credit at any age.

The DC Plan allows members to place all of their member contributions and 9.53% of the 14% employer contributions into an investment account. Investment allocation decisions are determined by the member. The remaining 4.47% of the 14% employer rate is allocated to the defined benefit unfunded liability. A member is eligible to receive a retirement benefit at age 50 and termination of employment. The member may elect to receive a lifetime monthly annuity or a lump sum withdrawal.

The Combined Plan offers features of both the DB Plan and the DC Plan. In the Combined Plan, 12% of the 14% member rate goes to the DC Plan and the remaining 2% is applied to the DB Plan. Member contributions to the DC Plan are allocated among investment choices by the member, and contributions to the DB Plan from the employer and the member are used to fund the defined benefit payment at a reduced level from the regular DB Plan. The defined benefit portion of the Combined Plan payment is payable to a member on or after age 60 with five years of service. The defined contribution portion of the account may be taken as a lump sum payment or converted to a lifetime monthly annuity after termination of employment at age 50 and after termination of employment.

**EAST KNOX LOCAL SCHOOL DISTRICT
KNOX COUNTY, OHIO**

NOTES TO THE BASIC FINANCIAL STATEMENTS
FOR THE FISCAL YEAR ENDED JUNE 30, 2022

NOTE 11 - DEFINED BENEFIT PENSION PLANS - (Continued)

New members who choose the DC Plan or Combined Plan will have another opportunity to reselect a permanent plan during their fifth year of membership. Members may remain in the same plan or transfer to another STRS plan. The optional annuitization of a member's defined contribution account or the defined contribution portion of a member's Combined Plan account to a lifetime benefit results in STRS bearing the risk of investment gain or loss on the account. STRS has therefore included all three plan options as one defined benefit plan for GASB 68 reporting purposes.

A DB or Combined Plan member with five or more years of credited service who is determined to be disabled may qualify for a disability benefit. New members must have at least ten years of qualifying service credit that apply for disability benefits. Members in the DC Plan who become disabled are entitled only to their account balance. Eligible survivors of members who die before service retirement may qualify for monthly benefits. If a member of the DC Plan dies before retirement benefits begin, the member's designated beneficiary is entitled to receive the member's account balance.

Funding Policy - Employer and member contribution rates are established by the State Teachers Retirement Board and limited by Chapter 3307 of the Ohio Revised Code. The fiscal year 2022 employer and employee contribution rate of 14% was equal to the statutory maximum rates. For fiscal year 2022, the full employer contribution was allocated to pension.

The District's contractually required contribution to STRS was \$574,840 for fiscal year 2022. Of this amount, \$97,328 is reported as pension obligation payable.

Pension Liabilities, Pension Expense, and Deferred Outflows of Resources and Deferred Inflows of Resources Related to Pensions

The net pension liability was measured as of June 30, 2021, and the total pension liability used to calculate the net pension liability was determined by an actuarial valuation as of that date. The District's proportion of the net pension liability was based on the District's share of contributions to the pension plan relative to the projected contributions of all participating entities.

Following is information related to the proportionate share and pension expense:

	<u>SERS</u>	<u>STRS</u>	<u>Total</u>
Proportion of the net pension liability prior measurement date	0.033989200%	0.030692120%	
Proportion of the net pension liability current measurement date	<u>0.036046000%</u>	<u>0.031380339%</u>	
Change in proportionate share	<u>0.002056800%</u>	<u>0.000688219%</u>	
Proportionate share of the net pension liability	\$ 1,329,993	\$ 4,012,258	\$ 5,342,251
Pension expense	\$ 1,711	\$ 39,637	\$ 41,348

**EAST KNOX LOCAL SCHOOL DISTRICT
KNOX COUNTY, OHIO**

NOTES TO THE BASIC FINANCIAL STATEMENTS
FOR THE FISCAL YEAR ENDED JUNE 30, 2022

NOTE 11 - DEFINED BENEFIT PENSION PLANS - (Continued)

At June 30, 2022, the District reported deferred outflows of resources and deferred inflows of resources related to pensions from the following sources:

	<u>SERS</u>	<u>STRS</u>	<u>Total</u>
Deferred outflows of resources			
Differences between expected and actual experience	\$ 127	\$ 123,958	\$ 124,085
Changes of assumptions	28,005	1,113,075	1,141,080
Difference between employer contributions and proportionate share of contributions/ change in proportionate share	75,593	199,591	275,184
Contributions subsequent to the measurement date	<u>187,711</u>	<u>574,840</u>	<u>762,551</u>
Total deferred outflows of resources	<u>\$ 291,436</u>	<u>\$ 2,011,464</u>	<u>\$ 2,302,900</u>
Deferred inflows of resources			
Differences between expected and actual experience	\$ 34,492	\$ 25,148	\$ 59,640
Net difference between projected and actual earnings on pension plan investments	684,987	3,457,800	4,142,787
Difference between employer contributions and proportionate share of contributions/ change in proportionate share	<u>4,103</u>	<u>9,486</u>	<u>13,589</u>
Total deferred inflows of resources	<u>\$ 723,582</u>	<u>\$ 3,492,434</u>	<u>\$ 4,216,016</u>

\$762,551 reported as deferred outflows of resources related to pension resulting from District contributions subsequent to the measurement date will be recognized as a reduction of the net pension liability in the fiscal year ending June 30, 2023.

Other amounts reported as deferred outflows of resources and deferred inflows of resources related to pension will be recognized in pension expense as follows:

	<u>SERS</u>	<u>STRS</u>	<u>Total</u>
Fiscal Year Ending June 30:			
2023	\$ (125,222)	\$ (468,688)	\$ (593,910)
2024	(121,523)	(435,459)	(556,982)
2025	(162,865)	(493,572)	(656,437)
2026	<u>(210,247)</u>	<u>(658,091)</u>	<u>(868,338)</u>
Total	<u>\$ (619,857)</u>	<u>\$ (2,055,810)</u>	<u>\$ (2,675,667)</u>

**EAST KNOX LOCAL SCHOOL DISTRICT
KNOX COUNTY, OHIO**

NOTES TO THE BASIC FINANCIAL STATEMENTS
FOR THE FISCAL YEAR ENDED JUNE 30, 2022

NOTE 11 - DEFINED BENEFIT PENSION PLANS - (Continued)

Actuarial Assumptions - SERS

SERS' total pension liability was determined by their actuaries in accordance with GASB Statement No. 67, as part of their annual actuarial valuation for each defined benefit retirement plan. Actuarial valuations of an ongoing plan involve estimates of the value of reported amounts (e.g., salaries, credited service) and assumptions about the probability of occurrence of events far into the future (e.g., mortality, disabilities, retirements, employment termination). Actuarially determined amounts are subject to continual review and potential modifications, as actual results are compared with past expectations and new estimates are made about the future.

Projections of benefits for financial reporting purposes are based on the substantive plan (the plan as understood by the employers and plan members) and include the types of benefits provided at the time of each valuation and the historical pattern of sharing benefit costs between the employers and plan members to that point. The projection of benefits for financial reporting purposes does not explicitly incorporate the potential effects of legal or contractual funding limitations.

Actuarial calculations reflect a long-term perspective. For a newly hired employee, actuarial calculations will take into account the employee's entire career with the employer and also take into consideration the benefits, if any, paid to the employee after termination of employment until the death of the employee and any applicable contingent annuitant. In many cases actuarial calculations reflect several decades of service with the employer and the payment of benefits after termination.

Key methods and assumptions used in calculating the total pension liability in the latest actuarial valuation, prepared as of June 30, 2021, are presented below:

Wage inflation:	
Current measurement date	2.40%
Prior measurement date	3.00%
Future salary increases, including inflation:	
Current measurement date	3.25% to 13.58%
Prior measurement date	3.50% to 18.20%
COLA or ad hoc COLA:	
Current measurement date	2.00%
Prior measurement date	2.50%
Investment rate of return:	
Current measurement date	7.00% net of system expenses
Prior measurement date	7.50% net of system expenses
Discount rate:	
Current measurement date	7.00%
Prior measurement date	7.50%
Actuarial cost method	Entry age normal (level percent of payroll)

In 2021, Mortality rates were based on the PUB-2010 General Employee Amount Weight Below Median Healthy Retiree mortality table projected to 2017 with ages set forward 1 year and adjusted 94.20% for males and set forward 2 years and adjusted 81.35% for females. Mortality among disabled members were based upon the PUB-2010 General Disabled Retiree mortality table projected to 2017 with ages set forward 5 years and adjusted 103.3% for males and set forward 3 years and adjusted 106.8% for females. Future improvement in mortality rates is reflected by applying the MP-2020 projection scale generationally.

**EAST KNOX LOCAL SCHOOL DISTRICT
KNOX COUNTY, OHIO**

NOTES TO THE BASIC FINANCIAL STATEMENTS
FOR THE FISCAL YEAR ENDED JUNE 30, 2022

NOTE 11 - DEFINED BENEFIT PENSION PLANS - (Continued)

In the prior measurement date, the mortality rates were based on the RP-2014 Blue Collar Mortality Table with fully generational projection and a five-year age set-back for both males and females. Mortality among service retired members, and beneficiaries were based upon the RP-2014 Blue Collar Mortality Table with fully generational projection with Scale BB, 120% of male rates, and 110% of female rates. Mortality among disabled members was based upon the RP-2000 Disabled Mortality Table, 90% for male rates and 100% for female rates, set back five years is used for the period after disability retirement.

The most recent experience study was completed for the five-year period ended June 30, 2020.

The long-term return expectation for the Pension Plan Investments has been determined using a building-block approach and assumes a time horizon, as defined in SERS' *Statement of Investment Policy*. A forecasted rate of inflation serves as the baseline for the return expectation. Various real return premiums over the baseline inflation rate have been established for each asset class. The long-term expected nominal rate of return has been determined by calculating a weighted average of the expected real return premiums for each asset class, adding the projected inflation rate, and adding the expected return from rebalancing uncorrelated asset classes.

The target allocation and best estimates of arithmetic real rates of return for each major asset class are summarized in the following table:

<u>Asset Class</u>	<u>Target Allocation</u>	<u>Long-Term Expected Real Rate of Return</u>
Cash	2.00 %	(0.33) %
US Equity	24.75	5.72
Non-US Equity Developed	13.50	6.55
Non-US Equity Emerging	6.75	8.54
Fixed Income/Global Bonds	19.00	1.14
Private Equity	11.00	10.03
Real Estate/Real Assets	16.00	5.41
Multi-Asset Strategy	4.00	3.47
Private Debt/Private Credit	3.00	5.28
Total	<u>100.00 %</u>	

Discount Rate - The total pension liability was calculated using the discount rate of 7.00%. The projection of cash flows used to determine the discount rate assumed the contributions from employers and from the members would be computed based on contribution requirements as stipulated by state statute. Projected inflows from investment earnings were calculated using the long-term assumed investment rate of return (7.00%). Based on those assumptions, the plan's fiduciary net position was projected to be available to make all future benefit payments of current plan members. Therefore, the long-term expected rate of return on pension plan investments was applied to all periods of projected benefits to determine the total pension liability.

Sensitivity of the District's Proportionate Share of the Net Pension Liability to Changes in the Discount Rate - Net pension liability is sensitive to changes in the discount rate, and to illustrate the potential impact the following table presents the net pension liability calculated using the discount rate of 7.00%, as well as what each plan's net pension liability would be if it were calculated using a discount rate that is one percentage point lower (6.00%), or one percentage point higher (8.00%) than the current rate.

**EAST KNOX LOCAL SCHOOL DISTRICT
KNOX COUNTY, OHIO**

NOTES TO THE BASIC FINANCIAL STATEMENTS
FOR THE FISCAL YEAR ENDED JUNE 30, 2022

NOTE 11 - DEFINED BENEFIT PENSION PLANS - (Continued)

	1% Decrease	Current Discount Rate	1% Increase
District's proportionate share of the net pension liability	\$ 2,212,781	\$ 1,329,993	\$ 585,499

Actuarial Assumptions - STRS

Key methods and assumptions used in the latest actuarial valuation, reflecting experience study results used in the June 30, 2021, actuarial valuation are presented below:

	June 30, 2021	June 30, 2020
Inflation	2.50%	2.50%
Projected salary increases	12.50% at age 20 to 2.50% at age 65	12.50% at age 20 to 2.50% at age 65
Investment rate of return	7.00%, net of investment expenses, including inflation	7.45%, net of investment expenses, including inflation
Discount rate of return	7.00%	7.45%
Payroll increases	3.00%	3.00%
Cost-of-living adjustments (COLA)	0.00%	0.00%

For the June 30, 2021, actuarial valuation, post-retirement mortality rates are based on the RP-2014 Annuitant Mortality Tables with 50% of rates through age 69, 70% of rates between ages 70 and 79, 90% of rates between ages 80 and 84, and 100% of rates thereafter, projected forward generationally using mortality improvement scale MP-2016. Pre-retirement mortality rates are based on RP-2014 Employee Mortality Tables, projected forward generationally using mortality improvement scale MP-2016. Post-retirement disabled mortality rates are based on the RP-2014 Disabled Mortality Tables with 90% of rates for males and 100% of rates for females, projected forward generationally using mortality improvement scale MP-2016.

Actuarial assumptions used in the June 30, 2021 valuation are based on the results of an actuarial experience study for the period July 1, 2011 through June 30, 2016.

STRS Ohio's investment consultant develops an estimate range for the investment return assumption based on the target allocation adopted by the Retirement Board. The target allocation and long-term expected rate of return for each major asset class are summarized as follows:

Asset Class	Target Allocation	Long-Term Expected Real Rate of Return *
Domestic Equity	28.00 %	7.35 %
International Equity	23.00	7.55
Alternatives	17.00	7.09
Fixed Income	21.00	3.00
Real Estate	10.00	6.00
Liquidity Reserves	1.00	2.25
Total	100.00 %	

*10-Year geometric nominal returns, which include the real rate of return and inflation of 2.25% and does not include investment expenses. Over a 30-year period, STRS' investment consultant indicates that the above target allocations should generate a return above the actuarial rate of return, without net value added by management.

**EAST KNOX LOCAL SCHOOL DISTRICT
KNOX COUNTY, OHIO**

NOTES TO THE BASIC FINANCIAL STATEMENTS
FOR THE FISCAL YEAR ENDED JUNE 30, 2022

NOTE 11 - DEFINED BENEFIT PENSION PLANS - (Continued)

Discount Rate - The discount rate used to measure the total pension liability was 7.00% as of June 30, 2021. The projection of cash flows used to determine the discount rate assumes that member and employer contributions will be made at the statutory contribution rates in accordance with the rates described previously. For this purpose, only employer contributions that are intended to fund benefits of current plan members and their beneficiaries are included. Based on those assumptions, STRS Ohio's fiduciary net position was projected to be available to make all projected future benefit payments to current plan members as of June 30, 2021. Therefore, the long-term expected rate of return on pension plan investments of 7.00% was applied to all periods of projected benefit payments to determine the total pension liability as of June 30, 2021.

Sensitivity of the District's Proportionate Share of the Net Pension Liability to Changes in the Discount Rate - The following table represents the net pension liability as of June 30, 2021, calculated using the current period discount rate assumption of 7.00%, as well as what the net pension liability would be if it were calculated using a discount rate that is one percentage point lower (6.00%) or one percentage point higher (8.00%) than the current assumption:

	1% Decrease	Current Discount Rate	1% Increase
District's proportionate share of the net pension liability	\$ 7,513,458	\$ 4,012,258	\$ 1,053,752

Changes Between Measurement Date and Reporting Date - STRS approved a one-time 3.00% cost-of-living adjustment to eligible benefit recipients effective July 1, 2022. It is unknown what the effect this change will have on the net pension liability.

NOTE 12 - DEFINED BENEFIT OPEB PLANS

Net OPEB Liability/Asset

See Note 11 for a description of the net OPEB liability (asset).

Plan Description - School Employees Retirement System (SERS)

Health Care Plan Description - The District contributes to the SERS Health Care Fund, administered by SERS for non-certificated retirees and their beneficiaries. For GASB 75 purposes, this plan is considered a cost-sharing other postemployment benefit (OPEB) plan. SERS' Health Care Plan provides healthcare benefits to eligible individuals receiving retirement, disability, and survivor benefits, and to their eligible dependents. Members who retire after June 1, 1986, need 10 years of service credit, exclusive of most types of purchased credit, to qualify to participate in SERS' health care coverage. In addition to age and service retirees, disability benefit recipients and beneficiaries who are receiving monthly benefits due to the death of a member or retiree, are eligible for SERS' health care coverage. Most retirees and dependents choosing SERS' health care coverage are over the age of 65 and therefore enrolled in a fully insured Medicare Advantage plan; however, SERS maintains a traditional, self-insured preferred provider organization for its non-Medicare retiree population. For both groups, SERS offers a self-insured prescription drug program. Health care is a benefit that is permitted, not mandated, by statute. The financial report of the Plan is included in the SERS Annual Comprehensive Financial Report which can be obtained on SERS' website at www.ohsers.org under Employers/Audit Resources.

Access to health care for retirees and beneficiaries is permitted in accordance with Section 3309 of the Ohio Revised Code. The Health Care Fund was established and is administered in accordance with Internal Revenue Code Section 105(e). SERS' Retirement Board reserves the right to change or discontinue any health plan or program. Active employee members do not contribute to the Health Care Plan. The SERS Retirement Board established the rules for the premiums paid by the retirees for health care coverage for themselves and their dependents or for their surviving beneficiaries. Premiums vary depending on the plan selected, qualified years of service, Medicare eligibility, and retirement status.

**EAST KNOX LOCAL SCHOOL DISTRICT
KNOX COUNTY, OHIO**

NOTES TO THE BASIC FINANCIAL STATEMENTS
FOR THE FISCAL YEAR ENDED JUNE 30, 2022

NOTE 12 - DEFINED BENEFIT OPEB PLANS - (Continued)

Funding Policy - State statute permits SERS to fund the health care benefits through employer contributions. Each year, after the allocation for statutorily required pensions and benefits, the Retirement Board may allocate the remainder of the employer contribution of 14% of covered payroll to the Health Care Fund in accordance with the funding policy. For the fiscal year ended June 30, 2022, SERS did not allocate any employer contributions to post-employment health care. An additional health care surcharge on employers is collected for employees earning less than an actuarially determined minimum compensation amount, pro-rated if less than a full year of service credit was earned. For fiscal year 2022, this amount was \$25,000. Statutes provide that no employer shall pay a health care surcharge greater than 2% of that employer's SERS-covered payroll; nor may SERS collect in aggregate more than 1.5% of the total statewide SERS-covered payroll for the health care surcharge. For fiscal year 2022, the District's surcharge obligation was \$24,162.

The surcharge added to the allocated portion of the 14% employer contribution rate is the total amount assigned to the Health Care Fund. The District's contractually required contribution to SERS was \$24,162 for fiscal year 2022. Of this amount, \$24,162 is reported as pension obligation payable.

Plan Description - State Teachers Retirement System (STRS)

Plan Description - The State Teachers Retirement System of Ohio (STRS) administers a cost-sharing Health Plan administered for eligible retirees who participated in the defined benefit or combined pension plans offered by STRS. Ohio law authorizes STRS to offer this plan. Benefits include hospitalization, physicians' fees, prescription drugs and partial reimbursement of monthly Medicare Part B premiums. The Medicare Part B monthly reimbursement elimination date was postponed indefinitely. The Plan is included in the report of STRS which can be obtained by visiting www.strsoh.org or by calling (888) 227-7877.

Funding Policy - Ohio Revised Code Chapter 3307 authorizes STRS to offer the Plan and gives the Retirement Board discretionary authority over how much, if any, of the health care costs will be absorbed by STRS. Active employee members do not contribute to the Health Care Plan. Nearly all health care plan enrollees, for the most recent year, pay a portion of the health care costs in the form of a monthly premium. Under Ohio law, funding for post-employment health care may be deducted from employer contributions, currently 14% of covered payroll. For the fiscal year ended June 30, 2022, STRS did not allocate any employer contributions to post-employment health care.

OPEB Liabilities/Assets, OPEB Expense, and Deferred Outflows of Resources and Deferred Inflows of Resources Related to OPEB

The net OPEB liability/asset was measured as of June 30, 2021, and the total OPEB liability/asset used to calculate the net OPEB liability/asset was determined by an actuarial valuation as of that date. The District's proportion of the net OPEB liability/asset was based on the District's share of contributions to the respective retirement systems relative to the contributions of all participating entities.

**EAST KNOX LOCAL SCHOOL DISTRICT
KNOX COUNTY, OHIO**

NOTES TO THE BASIC FINANCIAL STATEMENTS
FOR THE FISCAL YEAR ENDED JUNE 30, 2022

NOTE 12 - DEFINED BENEFIT OPEB PLANS - (Continued)

Following is information related to the proportionate share and OPEB expense:

	<u>SERS</u>	<u>STRS</u>	<u>Total</u>
Proportion of the net OPEB liability/asset prior measurement date	0.035471100%	0.030692120%	
Proportion of the net OPEB liability/asset current measurement date	<u>0.037204700%</u>	<u>0.031380339%</u>	
Change in proportionate share	<u>0.001733600%</u>	<u>0.000688219%</u>	
Proportionate share of the net OPEB liability	\$ 704,129	\$ -	\$ 704,129
Proportionate share of the net OPEB asset	\$ -	\$ (661,629)	\$ (661,629)
OPEB expense	\$ (1,273)	\$ (41,865)	\$ (43,138)

At June 30, 2022, the District reported deferred outflows of resources and deferred inflows of resources related to OPEB from the following sources:

	<u>SERS</u>	<u>STRS</u>	<u>Total</u>
Deferred outflows of resources			
Differences between expected and actual experience	\$ 7,507	\$ 23,561	\$ 31,068
Changes of assumptions	110,462	42,261	152,723
Difference between employer contributions and proportionate share of contributions/ change in proportionate share	41,625	28,391	70,016
Contributions subsequent to the measurement date	<u>24,162</u>	<u>-</u>	<u>24,162</u>
Total deferred outflows of resources	<u>\$ 183,756</u>	<u>\$ 94,213</u>	<u>\$ 277,969</u>
Deferred inflows of resources			
Differences between expected and actual experience	\$ 350,689	\$ 121,220	\$ 471,909
Net difference between projected and actual earnings on OPEB plan investments	15,299	183,393	198,692
Changes of assumptions	96,423	394,707	491,130
Difference between employer contributions and proportionate share of contributions/ change in proportionate share	<u>6,805</u>	<u>9,132</u>	<u>15,937</u>
Total deferred inflows of resources	<u>\$ 469,216</u>	<u>\$ 708,452</u>	<u>\$ 1,177,668</u>

\$24,162 reported as deferred outflows of resources related to OPEB resulting from District contributions subsequent to the measurement date will be recognized as a reduction of the net OPEB liability/asset in the fiscal year ending June 30, 2023.

**EAST KNOX LOCAL SCHOOL DISTRICT
KNOX COUNTY, OHIO**

NOTES TO THE BASIC FINANCIAL STATEMENTS
FOR THE FISCAL YEAR ENDED JUNE 30, 2022

NOTE 12 - DEFINED BENEFIT OPEB PLANS - (Continued)

Other amounts reported as deferred outflows of resources and deferred inflows of resources related to OPEB will be recognized in OPEB expense as follows:

	SERS	STRS	Total
Fiscal Year Ending June 30:			
2023	\$ (73,829)	\$ (176,366)	\$ (250,195)
2024	(73,936)	(171,776)	(245,712)
2025	(72,576)	(164,378)	(236,954)
2026	(59,109)	(76,386)	(135,495)
2027	(26,366)	(25,992)	(52,358)
Thereafter	(3,806)	659	(3,147)
Total	\$ (309,622)	\$ (614,239)	\$ (923,861)

Actuarial Assumptions - SERS

The total OPEB liability is determined by SERS' actuaries in accordance with GASB Statement No. 74, as part of their annual actuarial valuation for each retirement plan. Actuarial valuations of an ongoing plan involve estimates of the value of reported amounts (e.g., salaries, credited service) and assumptions about the probability of occurrence of events far into the future (e.g., mortality, disabilities, retirements, employment terminations). Actuarially determined amounts are subject to continual review and potential modifications, as actual results are compared with past expectations and new estimates are made about the future.

Projections of benefits for financial reporting purposes are based on the substantive plan (the plan as understood by the employers and plan members) and include the types of benefits provided at the time of each valuation and the historical pattern of sharing benefit costs between the employers and plan members to that point. The projection of benefits for financial reporting purposes does not explicitly incorporate the potential effects of legal or contractual funding limitations.

Actuarial calculations reflect a long-term perspective. For a newly hired employee, actuarial calculations will take into account the employee's entire career with the employer and also take into consideration the benefits, if any, paid to the employee after termination of employment until the death of the employee and any applicable contingent annuitant. In many cases, actuarial calculations reflect several decades of service with the employer and the payment of benefits after termination.

THIS SPACE INTENTIONALLY LEFT BLANK

**EAST KNOX LOCAL SCHOOL DISTRICT
KNOX COUNTY, OHIO**

NOTES TO THE BASIC FINANCIAL STATEMENTS
FOR THE FISCAL YEAR ENDED JUNE 30, 2022

NOTE 12 - DEFINED BENEFIT OPEB PLANS - (Continued)

Key methods and assumptions used in calculating the total OPEB liability in the latest actuarial valuation date of June 30, 2021 are presented below:

Wage inflation:	
Current measurement date	2.40%
Prior measurement date	3.00%
Future salary increases, including inflation:	
Current measurement date	3.25% to 13.58%
Prior measurement date	3.50% to 18.20%
Investment rate of return:	
Current measurement date	7.00% net of investment expense, including inflation
Prior measurement date	7.50% net of investment expense, including inflation
Municipal bond index rate:	
Current measurement date	1.92%
Prior measurement date	2.45%
Single equivalent interest rate, net of plan investment expense, including price inflation:	
Current measurement date	2.27%
Prior measurement date	2.63%
Medical trend assumption:	
Current measurement date	
Medicare	5.125 to 4.400%
Pre-Medicare	6.750 to 4.400%
Prior measurement date	
Medicare	5.25 to 4.75%
Pre-Medicare	7.00 to 4.75%

In 2021, Mortality rates were based on the PUB-2010 General Employee Amount Weight Below Median Healthy Retiree mortality table projected to 2017 with ages set forward 1 year and adjusted 94.20% for males and set forward 2 years and adjusted 81.35% for females. Mortality among disabled members were based upon the PUB-2010 General Disabled Retiree mortality table projected to 2017 with ages set forward 5 years and adjusted 103.3% for males and set forward 3 years and adjusted 106.8% for females. Future improvement in mortality rates is reflected by applying the MP-2020 projection scale generationally.

In the prior measurement date, the mortality rates were based on the RP-2014 Blue Collar Mortality Table with fully generational projection and a five-year age set-back for both males and females. Mortality among service retired members, and beneficiaries were based upon the RP-2014 Blue Collar Mortality Table with fully generational projection with Scale BB, 120% of male rates, and 110% of female rates. Mortality among disabled members was based upon the RP-2000 Disabled Mortality Table, 90% for male rates and 100% for female rates, set back five years is used for the period after disability retirement.

The most recent experience study was completed for the five-year period ended June 30, 2020.

**EAST KNOX LOCAL SCHOOL DISTRICT
KNOX COUNTY, OHIO**

NOTES TO THE BASIC FINANCIAL STATEMENTS
FOR THE FISCAL YEAR ENDED JUNE 30, 2022

NOTE 12 - DEFINED BENEFIT OPEB PLANS - (Continued)

The long-term expected rate of return on plan assets is reviewed as part of the actuarial five-year experience study. The most recent study covers fiscal years 2015 through 2020 and was adopted by the Board in 2021. Several factors are considered in evaluating the long-term rate of return assumption including long-term historical data, estimates inherent in current market data, and a log-normal distribution analysis in which best-estimate ranges of expected future real rates of return were developed by the investment consultant for each major asset class. These ranges were combined to produce the long-term expected rate of return, 7.00%, by weighting the expected future real rates of return by the target asset allocation percentage and then adding expected inflation. The capital market assumptions developed by the investment consultant are intended for use over a 10-year horizon and may not be useful in setting the long-term rate of return for funding pension plans which covers a longer timeframe. The assumption is intended to be a long-term assumption and is not expected to change absent a significant change in the asset allocation, a change in the inflation assumption, or a fundamental change in the market that alters expected returns in future years.

The target asset allocation and best estimates of arithmetic real rates of return for each major asset class, as used in the June 30, 2020 five-year experience study, are summarized as follows:

Asset Class	Target Allocation	Long-Term Expected Real Rate of Return
Cash	2.00 %	(0.33) %
US Equity	24.75	5.72
Non-US Equity Developed	13.50	6.55
Non-US Equity Emerging	6.75	8.54
Fixed Income/Global Bonds	19.00	1.14
Private Equity	11.00	10.03
Real Estate/Real Assets	16.00	5.41
Multi-Asset Strategy	4.00	3.47
Private Debt/Private Credit	3.00	5.28
Total	<u>100.00 %</u>	

Discount Rate - The discount rate used to measure the total OPEB liability at June 30, 2021 was 2.27%. The discount rate used to measure total OPEB liability prior to June 30, 2021 was 2.63%. The projection of cash flows used to determine the discount rate assumed that contributions will be made from members and the System at the contribution rate of 1.50% of projected covered payroll each year, which includes a 1.50% payroll surcharge and no contributions from the basic benefits plan. Based on these assumptions, the OPEB plan's fiduciary net position was projected to become insufficient to make all projected future benefit payments of current System members by SERS actuaries. The Municipal Bond Index Rate is used in the determination of the SEIR for both the June 30, 2020 and the June 30, 2021 total OPEB liability. The Municipal Bond Index rate is the single rate that will generate a present value of benefit payments equal to the sum of the present value determined by the long-term expected rate of return, and the present value determined by discounting those benefits after the date of depletion. The Municipal Bond Index Rate is 1.92% at June 30, 2021 and 2.45% at June 30, 2020.

Sensitivity of the District's Proportionate Share of the Net OPEB Liability to Changes in the Discount Rate and Changes in the Health Care Cost Trend Rates - The net OPEB liability is sensitive to changes in the discount rate and the health care cost trend rate. The following table presents the net OPEB liability, what the net OPEB liability would be if it were calculated using a discount rate that is 1 percentage point lower (1.27%) and higher (3.27%) than the current discount rate (2.27%). Also shown is what the net OPEB liability would be based on health care cost trend rates that are 1 percentage point lower (5.75% decreasing to 3.40%) and higher (7.75% decreasing to 5.40%) than the current rate (6.75% decreasing to 4.40%).

**EAST KNOX LOCAL SCHOOL DISTRICT
KNOX COUNTY, OHIO**

NOTES TO THE BASIC FINANCIAL STATEMENTS
FOR THE FISCAL YEAR ENDED JUNE 30, 2022

NOTE 12 - DEFINED BENEFIT OPEB PLANS - (Continued)

	1% Decrease	Current Discount Rate	1% Increase
District's proportionate share of the net OPEB liability	\$ 872,502	\$ 704,129	\$ 569,622

	1% Decrease	Current Trend Rate	1% Increase
District's proportionate share of the net OPEB liability	\$ 542,122	\$ 704,129	\$ 920,522

Actuarial Assumptions - STRS

Key methods and assumptions used in the latest actuarial valuation, reflecting experience study results used in the June 30, 2021, actuarial valuation, compared with June 30, 2020, are presented below:

	June 30, 2021		June 30, 2020	
Inflation	2.50%		2.50%	
Projected salary increases	12.50% at age 20 to 2.50% at age 65		12.50% at age 20 to 2.50% at age 65	
Investment rate of return	7.00%, net of investment expenses, including inflation		7.45%, net of investment expenses, including inflation	
Payroll increases	3.00%		3.00%	
Cost-of-living adjustments (COLA)	0.00%		0.00%	
Discount rate of return	7.00%		7.45%	
Blended discount rate of return	N/A		N/A	
Health care cost trends				
	Initial	Ultimate	Initial	Ultimate
Medical				
Pre-Medicare	5.00%	4.00%	5.00%	4.00%
Medicare	-16.18%	4.00%	-6.69%	4.00%
Prescription Drug				
Pre-Medicare	6.50%	4.00%	6.50%	4.00%
Medicare	29.98%	4.00%	11.87%	4.00%

Projections of benefits include the historical pattern of sharing benefit costs between the employers and retired plan members.

For healthy retirees the mortality rates are based on the RP-2014 Annuitant Mortality Tables with 50% of rates through age 69, 70% of rates between ages 70 and 79, 90% of rates between ages 80 and 84, and 100% of rates thereafter, projected forward generationally using mortality improvement scale MP-2016. For disabled retirees, mortality rates are based on the RP-2014 Disabled Mortality Tables with 90% of rates for males and 100% of rates for females, projected forward generationally using mortality improvement scale MP-2016.

Actuarial assumptions used in the June 30, 2021 valuation are based on the results of an actuarial experience study for the period July 1, 2011 through June 30, 2016.

**EAST KNOX LOCAL SCHOOL DISTRICT
KNOX COUNTY, OHIO**

NOTES TO THE BASIC FINANCIAL STATEMENTS
FOR THE FISCAL YEAR ENDED JUNE 30, 2022

NOTE 12 - DEFINED BENEFIT OPEB PLANS - (Continued)

Assumption Changes Since the Prior Measurement Date - The discount rate was adjusted to 7.00% from 7.45% for the June 30, 2021 valuation.

Benefit Term Changes Since the Prior Measurement Date - The non-Medicare subsidy percentage was increased effective January 1, 2022 from 2.055% to 2.100%. The non-Medicare frozen subsidy base premium was increased effective January 1, 2022. The Medicare Part D subsidy was updated to reflect it is expected to be negative in CY2022. The Part B monthly reimbursement elimination date was postponed indefinitely.

STRS' investment consultant develops an estimate range for the investment return assumption based on the target allocation adopted by the Retirement Board. The target allocation and long-term expected rate of return for each major asset class are summarized as follows:

Asset Class	Target Allocation	Long-Term Expected Real Rate of Return *
Domestic Equity	28.00 %	7.35 %
International Equity	23.00	7.55
Alternatives	17.00	7.09
Fixed Income	21.00	3.00
Real Estate	10.00	6.00
Liquidity Reserves	1.00	2.25
Total	<u>100.00 %</u>	

*10-Year geometric nominal returns, which include the real rate of return and inflation of 2.25% and does not include investment expenses. Over a 30-year period, STRS' investment consultant indicates that the above target allocations should generate a return above the actuarial rate of return, without net value added by management.

Discount Rate - The discount rate used to measure the total OPEB asset was 7.00% as of June 30, 2021. The projection of cash flows used to determine the discount rate assumed STRS Ohio continues to allocate no employer contributions to the health care fund. Based on these assumptions, the OPEB plan's fiduciary net position was projected to be available to make all projected future benefit payments to current plan members as of June 30, 2021. Therefore, the long-term expected rate of return on health care fund investments of 7.00% was applied to all periods of projected health care costs to determine the total OPEB liability as of June 30, 2021.

Sensitivity of the District's Proportionate Share of the Net OPEB Asset to Changes in the Discount and Health Care Cost Trend Rate - The following table represents the net OPEB asset as of June 30, 2021, calculated using the current period discount rate assumption of 7.00%, as well as what the net OPEB asset would be if it were calculated using a discount rate that is one percentage point lower (6.00%) or one percentage point higher (8.00%) than the current assumption. Also shown is the net OPEB asset as if it were calculated using health care cost trend rates that are one percentage point lower or one percentage point higher than the current health care cost trend rates.

	1% Decrease	Current Discount Rate	1% Increase
	District's proportionate share of the net OPEB asset	\$ 558,312	\$ 661,629

	1% Decrease	Current Trend Rate	1% Increase
	District's proportionate share of the net OPEB asset	\$ 744,437	\$ 661,629

**EAST KNOX LOCAL SCHOOL DISTRICT
KNOX COUNTY, OHIO**

NOTES TO THE BASIC FINANCIAL STATEMENTS
FOR THE FISCAL YEAR ENDED JUNE 30, 2022

NOTE 13 - BUDGETARY BASIS OF ACCOUNTING

While reporting financial position, results of operations, and changes in fund balance on the basis of accounting principles generally accepted in the United States of America (GAAP), the budgetary basis as provided by law is based upon accounting for certain transactions on a basis of cash receipts and disbursements.

The statement of revenue, expenditures and changes in fund balance - budget and actual (non-GAAP budgetary basis) presented for the general fund is presented on the budgetary basis to provide a meaningful comparison of actual results with the budget. The major differences between the budget basis and the GAAP basis are that:

- (a) Revenues and other financing sources are recorded when received in cash (budget basis) as opposed to when susceptible to accrual (GAAP basis);
- (b) Expenditures and other financing uses are recorded when paid in cash (budget basis) as opposed to when the liability is incurred (GAAP basis);
- (c) In order to determine compliance with Ohio law, and to reserve that portion of the applicable appropriation, total outstanding encumbrances (budget basis) are recorded as the equivalent of an expenditure, as opposed to assigned or committed fund balance for that portion of outstanding encumbrances not already recognized as an account payable (GAAP basis);
- (d) Investments are reported at fair value (GAAP basis) rather than cost (budget basis); and,
- (e) Some funds are included in the general fund (GAAP basis), but have separate legally adopted budgets (budget basis).

The adjustments necessary to convert the results of operations for the year on the budget basis to the GAAP basis for the general fund is as follows:

Net Change in Fund Balance	<u>General fund</u>
Budget basis	\$ 3,020,540
Net adjustment for revenue accruals	(325,017)
Net adjustment for expenditure accruals	41,567
Net adjustment for other sources/uses	(1,428)
Funds budgeted elsewhere	(3,597)
Adjustment for encumbrances	<u>124,694</u>
GAAP basis	<u>\$ 2,856,759</u>

Certain funds that are legally budgeted in separate special revenue funds are considered part of the general fund on a GAAP basis. This includes the uniform school supplies fund and the public school support fund.

**EAST KNOX LOCAL SCHOOL DISTRICT
KNOX COUNTY, OHIO**

NOTES TO THE BASIC FINANCIAL STATEMENTS
FOR THE FISCAL YEAR ENDED JUNE 30, 2022

NOTE 14 - CONTINGENCIES

A. Grants

The District receives significant financial assistance from numerous Federal, State and local agencies in the form of grants. The disbursement of funds received under these programs generally requires compliance with terms and conditions specified in the grant agreements and are subject to audit by the grantor agencies. Any disallowed claims resulting from such audits could become a liability of the District. However, in the opinion of management, any such disallowed claims will not have a material effect on the financial position of the District.

B. Litigation

The District is involved in no material litigation as either plaintiff or defendant.

NOTE 15 - SET-ASIDES

The District is required by State law to annually set-aside certain general fund revenue amounts, as defined by statutory formula, for the acquisition and construction of capital improvements. Amounts not spent by the end of the fiscal year or offset by similarly restricted resources received during the year must be held in cash at fiscal year-end. This amount must be carried forward to be used for the same purpose in future years. Expenditures exceeding the set-aside requirement may not be carried forward to the next fiscal year.

The following cash-basis information describes the change in the fiscal year-end set-aside amount for capital improvements. Disclosure of this information is required by State statute.

	<u>Capital Improvements</u>
Set-aside balance June 30, 2021	\$ -
Current year set-aside requirement	175,820
Current year offsets	(767,234)
Prior year offset from bond proceeds	<u>-</u>
Total	<u>\$ (591,414)</u>
Balance carried forward to fiscal year 2023	<u>\$ -</u>
Set-aside balance June 30, 2022	<u>\$ -</u>

During a prior fiscal year, the District issued \$27,484,000 in capital related school improvement bonds. These proceeds may be used to reduce the capital improvements set-aside amount to below zero for future years. The amount presented for prior year offset from bond proceeds is limited to an amount needed to reduce the capital improvements set-aside balance to \$0. The District is responsible for tracking the amount of bond proceeds that may be used as an offset in future periods, which was \$26,297,204 at June 30, 2022.

**EAST KNOX LOCAL SCHOOL DISTRICT
KNOX COUNTY, OHIO**

NOTES TO THE BASIC FINANCIAL STATEMENTS
FOR THE FISCAL YEAR ENDED JUNE 30, 2022

NOTE 16 - COMMITMENTS

The District utilizes encumbrance accounting as part of its budgetary controls. Encumbrances outstanding at year-end are reservations of fund balance for subsequent-year expenditures and may be reported as part of restricted, committed, or assigned classifications of fund balance. At year end, the District’s commitments for encumbrances in the governmental funds were as follows:

<u>Fund Type</u>	<u>Year-End Encumbrances</u>
General fund	\$ 94,182
Permanent improvement	2,711,356
Building fund	2,395,587
Other governmental	<u>2,680,476</u>
Total	<u>\$ 7,881,601</u>

NOTE 17 - CONTRACTUAL COMMITMENTS

As of June 30, 2022, the District had the following contractual commitments outstanding related to school improvement projects. A summary of the primary contractual commitments follows:

<u>Contractor</u>	<u>Contract Amount</u>	<u>Amount Paid Through June 30, 2022</u>	<u>Remaining Contract Amount</u>
Fanning/Howey	\$ 1,472,531	\$ 1,272,229	\$ 200,302
Martin Public Seating	549,058	476,998	72,060
NWOCA	144,176	-	144,176
The Brewer Garret Co	101,262	75,408	25,854
Elford	<u>20,794,065</u>	<u>12,400,436</u>	<u>8,393,629</u>
Total	<u>\$ 23,061,092</u>	<u>\$ 14,225,071</u>	<u>\$ 8,836,021</u>

NOTE 18 - COVID-19

The United States and the State of Ohio declared a state of emergency in March of 2020 due to the COVID-19 pandemic. Ohio’s state of emergency ended in June, 2021 while the national state of emergency continues. During fiscal year 2022, the District received COVID-19 funding. The financial impact of COVID-19 and the continuing emergency measures may impact subsequent periods of the District. The impact on the District’s future operating costs, revenues, and additional recovery from emergency funding, either federal or state, cannot be estimated.

THIS PAGE IS INTENTIONALLY LEFT BLANK

REQUIRED SUPPLEMENTARY INFORMATION

**EAST KNOX LOCAL SCHOOL DISTRICT
KNOX COUNTY, OHIO**

SCHEDULES OF REQUIRED SUPPLEMENTARY INFORMATION

SCHEDULE OF THE DISTRICT'S PROPORTIONATE SHARE OF
THE NET PENSION LIABILITY
SCHOOL EMPLOYEES RETIREMENT SYSTEM (SERS) OF OHIO

LAST NINE FISCAL YEARS

	<u>2022</u>	<u>2021</u>	<u>2020</u>	<u>2019</u>
District's proportion of the net pension liability	0.03604600%	0.03398920%	0.03427900%	0.03496150%
District's proportionate share of the net pension liability	\$ 1,329,993	\$ 2,248,117	\$ 2,050,973	\$ 2,002,310
District's covered payroll	\$ 1,217,164	\$ 1,187,057	\$ 1,212,400	\$ 1,133,644
District's proportionate share of the net pension liability as a percentage of its covered payroll	109.27%	189.39%	169.17%	176.63%
Plan fiduciary net position as a percentage of the total pension liability	82.86%	68.55%	70.85%	71.36%

Note: Information prior to 2014 was unavailable. Schedule is intended to show information for 10 years. Additional years will be displayed as they become available.

Amounts presented for each fiscal year were determined as of the District's measurement date which is the prior year-end.

SEE ACCOMPANYING NOTES TO THE REQUIRED SUPPLEMENTARY INFORMATION

2018	2017	2016	2015	2014
0.03464790%	0.03732190%	0.04315740%	0.04755800%	0.04755800%
\$ 2,070,135	\$ 2,731,619	\$ 2,462,603	\$ 2,406,883	\$ 2,828,122
\$ 1,167,543	\$ 1,142,721	\$ 1,299,241	\$ 1,381,941	\$ 1,406,712
177.31%	239.05%	189.54%	174.17%	201.04%
69.50%	62.98%	69.16%	71.70%	65.52%

**EAST KNOX LOCAL SCHOOL DISTRICT
KNOX COUNTY, OHIO**

SCHEDULES OF REQUIRED SUPPLEMENTARY INFORMATION

SCHEDULE OF THE DISTRICT'S PROPORTIONATE SHARE OF
THE NET PENSION LIABILITY
STATE TEACHERS RETIREMENT SYSTEM (STRS) OF OHIO

LAST NINE FISCAL YEARS

	<u>2022</u>	<u>2021</u>	<u>2020</u>	<u>2019</u>
District's proportion of the net pension liability	0.03138034%	0.03069212%	0.03071139%	0.03019292%
District's proportionate share of the net pension liability	\$ 4,012,258	\$ 7,426,401	\$ 6,791,639	\$ 6,638,745
District's covered payroll	\$ 3,945,329	\$ 3,743,600	\$ 3,634,593	\$ 3,589,450
District's proportionate share of the net pension liability as a percentage of its covered payroll	101.70%	198.38%	186.86%	184.95%
Plan fiduciary net position as a percentage of the total pension liability	87.78%	75.48%	77.40%	77.31%

Note: Information prior to 2014 was unavailable. Schedule is intended to show information for 10 years. Additional years will be displayed as they become available.

Amounts presented for each fiscal year were determined as of the District's measurement date which is the prior year-end.

SEE ACCOMPANYING NOTES TO THE REQUIRED SUPPLEMENTARY INFORMATION

2018	2017	2016	2015	2014
0.02873066%	0.02932684%	0.03183266%	0.03391000%	0.03391000%
\$ 6,825,030	\$ 9,816,577	\$ 8,797,616	\$ 8,248,154	\$ 9,825,147
\$ 3,210,950	\$ 3,156,643	\$ 3,487,729	\$ 3,464,692	\$ 3,994,431
212.55%	310.98%	252.24%	238.06%	245.97%
75.30%	66.80%	72.10%	74.70%	69.30%

**EAST KNOX LOCAL SCHOOL DISTRICT
KNOX COUNTY, OHIO**

SCHEDULES OF REQUIRED SUPPLEMENTARY INFORMATION

SCHEDULE OF DISTRICT PENSION CONTRIBUTIONS
SCHOOL EMPLOYEES RETIREMENT SYSTEM (SERS) OF OHIO

LAST TEN FISCAL YEARS

	<u>2022</u>	<u>2021</u>	<u>2020</u>	<u>2019</u>
Contractually required contribution	\$ 187,711	\$ 170,403	\$ 166,188	\$ 163,674
Contributions in relation to the contractually required contribution	<u>(187,711)</u>	<u>(170,403)</u>	<u>(166,188)</u>	<u>(163,674)</u>
Contribution deficiency (excess)	<u>\$ -</u>	<u>\$ -</u>	<u>\$ -</u>	<u>\$ -</u>
District's covered payroll	\$ 1,340,793	\$ 1,217,164	\$ 1,187,057	\$ 1,212,400
Contributions as a percentage of covered payroll	14.00%	14.00%	14.00%	13.50%

SEE ACCOMPANYING NOTES TO THE REQUIRED SUPPLEMENTARY INFORMATION

<u>2018</u>	<u>2017</u>	<u>2016</u>	<u>2015</u>	<u>2014</u>	<u>2013</u>
\$ 153,042	\$ 163,456	\$ 159,981	\$ 171,240	\$ 191,537	\$ 194,689
<u>(153,042)</u>	<u>(163,456)</u>	<u>(159,981)</u>	<u>(171,240)</u>	<u>(191,537)</u>	<u>(194,689)</u>
<u>\$ -</u>	<u>\$ -</u>	<u>\$ -</u>	<u>\$ -</u>	<u>\$ -</u>	<u>\$ -</u>
\$ 1,133,644	\$ 1,167,543	\$ 1,142,721	\$ 1,299,241	\$ 1,381,941	\$ 1,406,712
13.50%	14.00%	14.00%	13.18%	13.86%	13.84%

**EAST KNOX LOCAL SCHOOL DISTRICT
KNOX COUNTY, OHIO**

SCHEDULES OF REQUIRED SUPPLEMENTARY INFORMATION

SCHEDULE OF DISTRICT PENSION CONTRIBUTIONS
STATE TEACHERS RETIREMENT SYSTEM (STRS) OF OHIO

LAST TEN FISCAL YEARS

	2022	2021	2020	2019
Contractually required contribution	\$ 574,840	\$ 552,346	\$ 524,104	\$ 508,843
Contributions in relation to the contractually required contribution	(574,840)	(552,346)	(524,104)	(508,843)
Contribution deficiency (excess)	\$ -	\$ -	\$ -	\$ -
District's covered payroll	\$ 4,106,000	\$ 3,945,329	\$ 3,743,600	\$ 3,634,593
Contributions as a percentage of covered payroll	14.00%	14.00%	14.00%	14.00%

SEE ACCOMPANYING NOTES TO THE REQUIRED SUPPLEMENTARY INFORMATION

<u>2018</u>	<u>2017</u>	<u>2016</u>	<u>2015</u>	<u>2014</u>	<u>2013</u>
\$ 502,523	\$ 449,533	\$ 441,930	\$ 488,282	\$ 450,410	\$ 519,276
<u>(502,523)</u>	<u>(449,533)</u>	<u>(441,930)</u>	<u>(488,282)</u>	<u>(450,410)</u>	<u>(519,276)</u>
<u>\$ -</u>	<u>\$ -</u>	<u>\$ -</u>	<u>\$ -</u>	<u>\$ -</u>	<u>\$ -</u>
\$ 3,589,450	\$ 3,210,950	\$ 3,156,643	\$ 3,487,729	\$ 3,464,692	\$ 3,994,431
14.00%	14.00%	14.00%	14.00%	13.00%	13.00%

**EAST KNOX LOCAL SCHOOL DISTRICT
KNOX COUNTY, OHIO**

SCHEDULES OF REQUIRED SUPPLEMENTARY INFORMATION

SCHEDULE OF THE DISTRICT'S PROPORTIONATE SHARE OF
THE NET OPEB LIABILITY
SCHOOL EMPLOYEES RETIREMENT SYSTEM (SERS) OF OHIO

LAST SIX FISCAL YEARS

	<u>2022</u>	<u>2021</u>	<u>2020</u>	<u>2019</u>
District's proportion of the net OPEB liability	0.03720470%	0.03547110%	0.03522690%	0.03550150%
District's proportionate share of the net OPEB liability	\$ 704,129	\$ 770,903	\$ 885,882	\$ 984,908
District's covered payroll	\$ 1,217,164	\$ 1,187,057	\$ 1,212,400	\$ 1,133,644
District's proportionate share of the net OPEB liability as a percentage of its covered payroll	57.85%	64.94%	73.07%	86.88%
Plan fiduciary net position as a percentage of the total OPEB liability	24.08%	18.17%	15.57%	13.57%

Note: Information prior to 2017 was unavailable. Schedule is intended to show information for 10 years. Additional years will be displayed as they become available.

Amounts presented for each fiscal year were determined as of the District's measurement date which is the prior year-end.

SEE ACCOMPANYING NOTES TO THE REQUIRED SUPPLEMENTARY INFORMATION

<u>2018</u>	<u>2017</u>
0.03532030%	0.03776495%
\$ 947,904	\$ 1,076,441
\$ 1,167,543	\$ 1,142,721
81.19%	94.20%
12.46%	11.49%

**EAST KNOX LOCAL SCHOOL DISTRICT
KNOX COUNTY, OHIO**

SCHEDULES OF REQUIRED SUPPLEMENTARY INFORMATION

SCHEDULE OF THE DISTRICT'S PROPORTIONATE SHARE OF
THE NET OPEB LIABILITY/ASSET
STATE TEACHERS RETIREMENT SYSTEM (STRS) OF OHIO

LAST SIX FISCAL YEARS

	<u>2022</u>	<u>2021</u>	<u>2020</u>	<u>2019</u>
District's proportion of the net OPEB liability/asset	0.03138034%	0.03069212%	0.03071139%	0.03019292%
District's proportionate share of the net OPEB liability/(asset)	\$ (661,629)	\$ (539,414)	\$ (508,654)	\$ (485,169)
District's covered payroll	\$ 3,945,329	\$ 3,743,600	\$ 3,634,593	\$ 3,589,450
District's proportionate share of the net OPEB liability/asset as a percentage of its covered payroll	16.77%	14.41%	13.99%	13.52%
Plan fiduciary net position as a percentage of the total OPEB liability/asset	174.73%	182.10%	174.70%	176.00%

Note: Information prior to 2017 was unavailable. Schedule is intended to show information for 10 years. Additional years will be displayed as they become available.

Amounts presented for each fiscal year were determined as of the District's measurement date which is the prior year-end.

SEE ACCOMPANYING NOTES TO THE REQUIRED SUPPLEMENTARY INFORMATION

<u>2018</u>	<u>2017</u>
0.02873066%	0.02932684%
\$ 1,120,964	\$ 1,568,407
\$ 3,210,950	\$ 3,156,643
34.91%	49.69%
47.10%	37.30%

**EAST KNOX LOCAL SCHOOL DISTRICT
KNOX COUNTY, OHIO**

SCHEDULES OF REQUIRED SUPPLEMENTARY INFORMATION

SCHEDULE OF DISTRICT OPEB CONTRIBUTIONS
SCHOOL EMPLOYEES RETIREMENT SYSTEM (SERS) OF OHIO

LAST TEN FISCAL YEARS

	<u>2022</u>	<u>2021</u>	<u>2020</u>	<u>2019</u>
Contractually required contribution	\$ 24,162	\$ 24,070	\$ 23,736	\$ 28,021
Contributions in relation to the contractually required contribution	<u>(24,162)</u>	<u>(24,070)</u>	<u>(23,736)</u>	<u>(28,021)</u>
Contribution deficiency (excess)	<u>\$ -</u>	<u>\$ -</u>	<u>\$ -</u>	<u>\$ -</u>
District's covered payroll	\$ 1,340,793	\$ 1,217,164	\$ 1,187,057	\$ 1,212,400
Contributions as a percentage of covered payroll	1.80%	1.98%	2.00%	2.31%

SEE ACCOMPANYING NOTES TO THE REQUIRED SUPPLEMENTARY INFORMATION

<u>2018</u>	<u>2017</u>	<u>2016</u>	<u>2015</u>	<u>2014</u>	<u>2013</u>
\$ 24,994	\$ 19,994	\$ 18,866	\$ 34,578	\$ 27,005	\$ 18,953
<u>(24,994)</u>	<u>(19,994)</u>	<u>(18,866)</u>	<u>(34,578)</u>	<u>(27,005)</u>	<u>(18,953)</u>
<u>\$ -</u>	<u>\$ -</u>	<u>\$ -</u>	<u>\$ -</u>	<u>\$ -</u>	<u>\$ -</u>
\$ 1,133,644	\$ 1,167,543	\$ 1,142,721	\$ 1,299,241	\$ 1,381,941	\$ 1,406,712
2.20%	1.71%	1.65%	2.66%	1.95%	1.35%

**EAST KNOX LOCAL SCHOOL DISTRICT
KNOX COUNTY, OHIO**

SCHEDULES OF REQUIRED SUPPLEMENTARY INFORMATION

SCHEDULE OF DISTRICT OPEB CONTRIBUTIONS
STATE TEACHERS RETIREMENT SYSTEM (STRS) OF OHIO

LAST TEN FISCAL YEARS

	<u>2022</u>	<u>2021</u>	<u>2020</u>	<u>2019</u>
Contractually required contribution	\$ -	\$ -	\$ -	\$ -
Contributions in relation to the contractually required contribution	-	-	-	-
Contribution deficiency (excess)	<u>\$ -</u>	<u>\$ -</u>	<u>\$ -</u>	<u>\$ -</u>
District's covered payroll	\$ 4,106,000	\$ 3,945,329	\$ 3,743,600	\$ 3,634,593
Contributions as a percentage of covered payroll	0.00%	0.00%	0.00%	0.00%

SEE ACCOMPANYING NOTES TO THE REQUIRED SUPPLEMENTARY INFORMATION

<u>2018</u>	<u>2017</u>	<u>2016</u>	<u>2015</u>	<u>2014</u>	<u>2013</u>
\$ -	\$ -	\$ -	\$ -	\$ 34,647	\$ 39,944
-	-	-	-	(34,647)	(39,944)
<u>\$ -</u>	<u>\$ -</u>	<u>\$ -</u>	<u>\$ -</u>	<u>\$ -</u>	<u>\$ -</u>
\$ 3,589,450	\$ 3,210,950	\$ 3,156,643	\$ 3,487,729	\$ 3,464,692	\$ 3,994,431
0.00%	0.00%	0.00%	1.00%	1.00%	1.00%

**EAST KNOX LOCAL SCHOOL DISTRICT
KNOX COUNTY, OHIO**

NOTES TO THE REQUIRED SUPPLEMENTARY INFORMATION
FOR THE FISCAL YEAR ENDED JUNE 30, 2022

PENSION

SCHOOL EMPLOYEES RETIREMENT SYSTEM (SERS) OF OHIO

Changes in benefit terms :

- There were no changes in benefit terms from the amounts reported for fiscal years 2014-2017.
- For fiscal year 2018, SERS changed from a fixed 3% annual increase to a Cost of Living Adjustment (COLA) based on the changes in the Consumer Price Index (CPI-W), with a cap of 2.5% and a floor of 0%.
- There were no changes in benefit terms from the amounts previously reported for fiscal year 2019.
- There were no changes in benefit terms from the amounts previously reported for fiscal year 2020.
- There were no changes in benefit terms from the amounts previously reported for fiscal year 2021.
- For fiscal year 2022, SERS changed from a Cost of Living Adjustment (COLA) of 2.5% to 2.0%.

Changes in assumptions :

- There were no changes in methods and assumptions used in the calculation of actuarial determined contributions for fiscal years 2014-2016.
- For fiscal year 2017, the following changes of assumptions affected the total pension liability since the prior measurement date: (a) the assumed rate of inflation was reduced from 3.25% to 3.00%, (b) payroll growth assumption was reduced from 4.00% to 3.50%, (c) assumed real wage growth was reduced from 0.75% to 0.50%, (d) rates of withdrawal, retirement and disability were updated to reflect recent experience, (e) mortality among active members was updated to RP-2014 Blue Collar Mortality Table with fully generational projection and a five year age set-back for both males and females, (f) mortality among service retired members and beneficiaries was updated to the following RP-2014 Blue Collar Mortality Table with fully generational projection with Scale BB, 120% of male rates and 110% of female rates, (g) mortality among disabled members was updated to RP-2000 Disabled Mortality Table, 90% for male rates and 100% for female rates, set back five years is used for the period after disability retirement and (h) the discount rate was reduced from 7.75% to 7.50%.
- There were no changes in methods and assumptions used in the calculation of actuarial determined contributions for fiscal year 2018.
- There were no changes in methods and assumptions used in the calculation of actuarial determined contributions for fiscal year 2019.
- There were no changes in methods and assumptions used in the calculation of actuarial determined contributions for fiscal year 2020.
- There were no changes in methods and assumptions used in the calculation of actuarial determined contributions for fiscal year 2021.
- For fiscal year 2022, the following changes of assumptions affected the total pension liability since the prior measurement date: (a) wage inflation decreased from 3.00% to 2.40%, (b) future salary increases changed from 3.50%-18.20% to 3.25%-13.58%, (c) investment rate of return decreased from 7.50% to 7.00%, (d) discount rate decreased from 7.50% to 7.00% and (e) mortality tables changed from the RP-2014 Blue Collar mortality table to the PUB-2010 General Employee Amount Weight Below Median Healthy Retiree mortality table.

STATE TEACHERS RETIREMENT SYSTEM (STRS) OF OHIO

Changes in benefit terms :

- There were no changes in benefit terms from the amounts reported for fiscal years 2014-2017.
- For fiscal year 2018, STRS decreased the Cost of Living Adjustment (COLA) to zero.
- There were no changes in benefit terms from amounts previously reported for fiscal year 2019.
- There were no changes in benefit terms from amounts previously reported for fiscal year 2020.
- There were no changes in benefit terms from amounts previously reported for fiscal year 2021.
- There were no changes in benefit terms from amounts previously reported for fiscal year 2022.

(Continued)

**EAST KNOX LOCAL SCHOOL DISTRICT
KNOX COUNTY, OHIO**

NOTES TO THE REQUIRED SUPPLEMENTARY INFORMATION (CONTINUED)
FOR THE FISCAL YEAR ENDED JUNE 30, 2022

PENSION (CONTINUED)

Changes in assumptions :

- There were no changes in methods and assumptions used in the calculation of actuarial determined contributions for fiscal years 2014-2017.
- For fiscal year 2018, the following changes of assumption affected the total pension liability since the prior measurement date: (a) the long-term expected rate of return was reduced from 7.75% to 7.45%, (b) the inflation assumption was lowered from 2.75% to 2.50%, (c) the payroll growth assumption was lowered to 3.00%, (d) total salary increases rate was lowered by decreasing the merit component of the individual salary increases, in addition to a decrease of 0.25% due to lower inflation, (e) the healthy and disabled mortality assumptions were updated to the RP-2014 mortality tables with generational improvement scale MP-2016 and (f) rates of retirement, termination and disability were modified to better reflect anticipated future experience.
- There were no changes in methods and assumptions used in the calculation of actuarial determined contributions for fiscal year 2019.
- There were no changes in methods and assumptions used in the calculation of actuarial determined contributions for fiscal year 2020.
- There were no changes in methods and assumptions used in the calculation of actuarial determined contributions for fiscal year 2021.
- For fiscal year 2022, the following changes of assumption affected the total pension liability since the prior measurement date: (a) the long-term expected rate of return was reduced from 7.45% to 7.00% and (b) the discount rate of return was reduced from 7.45% to 7.00%.

OTHER POSTEMPLOYMENT BENEFITS (OPEB)

SCHOOL EMPLOYEES RETIREMENT SYSTEM (SERS) OF OHIO

Changes in benefit terms :

- There were no changes in benefit terms from the amounts reported for fiscal years 2014-2022.

Changes in assumptions :

- There were no changes in methods and assumptions used in the calculation of actuarial determined contributions for fiscal year 2017.
- For fiscal year 2018, the following changes of assumptions affected the total OPEB liability since the prior measurement date: (a) assumed rate of inflation was reduced from 3.25% to 3.00%, (b) payroll growth assumption was reduced from 4.00% to 3.50%, (c) assumed real wage growth was reduced from 0.75% to 0.50%, (d) rates of withdrawal, retirement, and disability were updated to reflect recent experience, (e) mortality among active members was updated to the following: RP-2014 Blue Collar Mortality Table with fully generational projection and a five-year age set-back for both males and females, (f) mortality among service retired members and beneficiaries was updated to the following: RP-2014 Blue Collar Mortality Table with fully generational projection with Scale BB, 120% of male rates, and 110% of female rates, (g) mortality among disabled members was updated to the following: RP-2000 Disabled Mortality Table, 90% for male rates and 100% for female rates, set back five years is used for the period after disability retirement, (h) the municipal bond index rate increased from 2.92% to 3.56% and (i) the single equivalent interest rate, net of plan investment expense, including price inflation increased from 2.98% to 3.63%.
- For fiscal year 2019, the following changes of assumptions affected the total OPEB liability since the prior measurement date: (a) the discount rate increased from 3.63% to 3.70%, (b) the health care cost trend rates for Medicare were changed from a range of 5.50%-5.00% to a range of 5.375%-4.75% and Pre-Medicare were changed from a range of 7.50%-5.00% to a range of 7.25%-4.75%, (c) the municipal bond index rate increased from 3.56% to 3.62% and (d) the single equivalent interest rate, net of plan investment expense, including price inflation increased from 3.63% to 3.70%.
- For fiscal year 2020, the following changes of assumptions affected the total OPEB liability since the prior measurement date: (a) the discount rate decreased from 3.70% to 3.22%, (b) the health care cost trend rates for Medicare were changed from a range of 5.375%-4.75% to a range of 5.25%-4.75% and Pre-Medicare were changed from a range of 7.25%-4.75% to a range of 7.00%-4.75%, (c) the municipal bond index rate decreased from 3.62% to 3.13% and (d) the single equivalent interest rate, net of plan investment expense, including price inflation decreased from 3.70% to 3.22%.
- For fiscal year 2021, the following changes of assumptions affected the total OPEB liability since the prior measurement date: (a) the discount rate decreased from 3.22% to 2.63% and (b) the municipal bond index rate decreased from 3.13% to 2.45%.
- For fiscal year 2022, the following changes of assumptions affected the total pension liability since the prior measurement date: (a) wage inflation decreased from 3.00% to 2.40%, (b) future salary increases changed from 3.50%-18.20% to 3.25%-13.58%, (c) investment rate of return decreased from 7.50% to 7.00%, (d) discount rate decreased from 7.50% to 7.00% and (e) mortality tables changed from the RP-2014 Blue Collar mortality table to the PUB-2010 General Employee Amount Weight Below Median Healthy Retiree mortality table.

**EAST KNOX LOCAL SCHOOL DISTRICT
KNOX COUNTY, OHIO**

NOTES TO THE REQUIRED SUPPLEMENTARY INFORMATION (CONTINUED)
FOR THE FISCAL YEAR ENDED JUNE 30, 2022

OTHER POSTEMPLOYMENT BENEFITS (OPEB) (CONTINUED)

STATE TEACHERS RETIREMENT SYSTEM (STRS) OF OHIO

Changes in benefit terms :

- There were no changes in benefit terms from the amounts previously reported for fiscal year 2017.
- For fiscal year 2018, STRS reduced the subsidy multiplier for non-Medicare benefit recipients from 2.1% to 1.9% per year of service. Medicare Part B premium reimbursements were discontinued for certain survivors and beneficiaries and all remaining Medicare Part B premium reimbursements will be discontinued beginning January 2019.
- For fiscal year 2019, STRS increased the subsidy multiplier for non-Medicare benefit recipients from 1.9% to 1.944% per year of service effective January 1, 2019. The non-Medicare frozen subsidy base premium was increased January 1, 2019 and all remaining Medicare Part B premium reimbursements will be discontinued beginning January 1, 2020.
- For fiscal year 2020, STRS increased the subsidy percentage from 1.944% to 1.984% effective January 1, 2020. The Medicare subsidy percentages were adjusted effective January 1, 2021 to 2.1% for the Medicare plan. The Medicare Part B monthly reimbursement elimination date was postponed to January 1, 2021.
- For fiscal year 2021, the non-Medicare subsidy percentage was increased effective January 1, 2021 from 1.984% to 2.055% per year of service. The non-Medicare frozen subsidy base premium was increased effective January 1, 2021. The Medicare subsidy percentages were adjusted effective January 1, 2021 to 2.1% for the AMA Medicare plan. The Medicare Part B monthly reimbursement elimination date was postponed indefinitely.
- For fiscal year 2022, the non-Medicare subsidy percentage was increased effective January 1, 2022 from 2.055% to 2.100%. The non-Medicare frozen subsidy base premium was increased effective January 1, 2022. The Medicare Part D subsidy was updated to reflect it is expected to be negative in CY2022. The Part B monthly reimbursement elimination date was postponed indefinitely.

Changes in assumptions :

- There were no changes in methods and assumptions used in the calculation of actuarial determined contributions for fiscal year 2017.
- For fiscal year 2018, the following changes of assumptions affected the total OPEB liability since the prior measurement date: (a) the discount rate was increased from 3.26% to 4.13% based on the methodology defined under GASB Statement No. 74, Financial Reporting for Postemployment Benefit Plans Other Than Pension Plans (OPEB), (b) the long term expected rate of return was reduced from 7.75% to 7.45%, (c) valuation year per capita health care costs were updated, and the salary scale was modified, (d) the percentage of future retirees electing each option was updated based on current data and the percentage of future disabled retirees and terminated vested participants electing health coverage were decreased and (e) the assumed mortality, disability, retirement, withdrawal and future health care cost trend rates were modified along with the portion of rebated prescription drug costs.
- For fiscal year 2019, the following changes of assumptions affected the total OPEB liability/asset since the prior measurement date: (a) the discount rate was increased from the blended rate of 4.13% to the long-term expected rate of return of 7.45% based on the methodology defined under GASB Statement No. 74, Financial Reporting for Postemployment Benefit Plans Other Than Pension Plans (OPEB) and (b) decrease in health care cost trend rates from 6.00%-11.00% initial; 4.50% ultimate down to Medical Pre-Medicare 6.00% and Medicare 5.00% initial; 4.00% ultimate and Prescription Drug Pre-Medicare 8.00% and Medicare (5.23%) initial; 4.00% ultimate.
- For fiscal year 2020, health care cost trend rates were changed to the following: medical pre-Medicare from 6.00% initial - 4.00% ultimate down to 5.87% initial - 4.00% ultimate; medical Medicare from 5.00% initial - 4.00% ultimate down to 4.93% initial - 4.00% ultimate; prescription drug pre-Medicare from 8.00% initial - 4.00% ultimate down to 7.73% initial - 4.00% ultimate and (5.23%) initial - 4.00% ultimate up to 9.62% initial - 4.00% ultimate.
- For fiscal year 2021, health care cost trend rates were changed to the following: medical pre-Medicare from 5.87% initial - 4.00% ultimate down to 5.00% initial - 4.00% ultimate; medical Medicare from 4.93% initial - 4.00% ultimate down to -6.69% initial - 4.00% ultimate; prescription drug pre-Medicare from 7.73% initial - 4.00% ultimate down to 6.50% initial - 4.00% ultimate; prescription drug Medicare from 9.62% initial - 4.00% ultimate up to 11.87% initial - 4.00% ultimate.
- For fiscal year 2022, the following changes of assumption affected the total OPEB liability since the prior measurement date: (a) the long-term expected rate of return was reduced from 7.45% to 7.00%, (b) the discount rate of return was reduced from 7.45% to 7.00% and (c) health care cost trend rates were changed to the following: medical Medicare from -6.69% initial - 4.00% ultimate down to -16.18% initial - 4.00% ultimate; prescription drug Medicare from 11.87% initial - 4.00% ultimate up to 29.98% initial - 4.00% ultimate.

SUPPLEMENTARY INFORMATION

**EAST KNOX LOCAL SCHOOL DISTRICT
SCHEDULE OF EXPENDITURES OF FEDERAL AWARDS
FOR THE FISCAL YEAR ENDED JUNE 30, 2022**

FEDERAL GRANTOR/ SUB GRANTOR/ PROGRAM TITLE	ASSISTANCE LISTING NUMBER	PASS-THROUGH ENTITY IDENTIFYING NUMBER/ ADDITIONAL AWARD IDENTIFICATION	TOTAL EXPENDITURES OF FEDERAL AWARDS
U.S. DEPARTMENT OF AGRICULTURE PASSED THROUGH THE OHIO DEPARTMENT OF EDUCATION			
Child Nutrition Cluster:			
School Breakfast Program	10.553	2022	\$ 214,331
National School Lunch Program	10.555	2022	223,342
COVID-19 - National Lunch Program	10.555	COVID-19, 2022	24,645
National School Lunch Program - Food Donation	10.555	2022	42,763
Total National School Lunch Program			290,750
Total Child Nutrition Cluster			505,081
COVID-19 - State Pandemic Electronic Benefit Transfer (P-EBT) Administrative Costs Grant	10.649	COVID-19, 2022	614
Total U.S. Department of Agriculture			505,695
U.S. DEPARTMENT OF THE TREASURY PASSED THROUGH THE OHIO DEPARTMENT OF EDUCATION			
COVID-19 - Coronavirus Relief Fund	21.019	COVID-19, 2021	2,250
Total U.S. Department of the Treasury			2,250
U.S. DEPARTMENT OF EDUCATION PASSED THROUGH THE OHIO DEPARTMENT OF EDUCATION			
Title I Grants to Local Educational Agencies	84.010A	84.010A, 2021	59,854
Title I Grants to Local Educational Agencies	84.010A	84.010A, 2022	371,742
Total Title I Grants to Local Educational Agencies			431,596
Special Education Cluster (IDEA):			
COVID-19 - Individuals with Disabilities Education Act/American Rescue Plan Act of 2021 (ARP)	84.173X	COVID-19, 84.173X, 2022	3,043
Special Education_Grants to States	84.027A	84.027A, 2021	14,493
Special Education_Grants to States	84.027A	84.027A, 2022	216,515
Total Special Education_Grants to States			231,008
Total Special Education Cluster (IDEA)			234,051
Student Support and Academic Enrichment Program	84.424A	84.424A, 2022	27,339
Supporting Effective Instruction State Grants	84.367A	84.367A, 2022	65,435
COVID-19 - Elementary and Secondary School Emergency Relief (ESSER I) Fund	84.425D	COVID-19, 84.425D, 2022	2,088
COVID-19 - Elementary and Secondary School Emergency Relief (ESSER II) Fund	84.425D	COVID-19, 84.425D, 2022	589,841
COVID-19 - American Rescue Plan - Elementary and Secondary School Emergency Relief (ARP ESSER)	84.425U	COVID-19, 84.425U, 2022	39,272
Total Education Stabilization Fund			631,201
Total U.S. Department of Education			1,389,622
Total Federal Financial Assistance			\$ 1,897,567

The accompanying notes are an integral part of this schedule.

**EAST KNOX LOCAL SCHOOL DISTRICT
KNOX COUNTY, OHIO**

NOTES TO THE SCHEDULE OF EXPENDITURES OF FEDERAL AWARDS
2 CFR 200.510(b)(6)
FOR THE FISCAL YEAR ENDED JUNE 30, 2022

NOTE 1 – BASIS OF PRESENTATION & SUMMARY OF SIGNIFICANT ACCOUNTING POLICIES

The accompanying Schedule of Expenditures of Federal Awards (the Schedule) includes the federal award activity of the East Knox Local School District, Knox County, Ohio (the “District”) under programs of the federal government for the fiscal year ended June 30, 2022 and is prepared in accordance with the cash basis of accounting. The information on this Schedule is prepared in accordance with the requirements of Title 2 U.S. Code of Federal Regulations Part 200, *Uniform Administrative Requirements, Cost Principles, and Audit Requirements for Federal Awards* (Uniform Guidance). Because the Schedule presents only a selected portion of the operations of the District, it is not intended to and does not present the financial position, changes in financial position, or cash flows of the District. Such expenditures are recognized following cost principles contained in Uniform Guidance wherein certain types of expenditures may or may not be limited to as to reimbursement.

NOTE 2 – DE MINIMIS COST RATE

CFR Section 200.414 of the Uniform Guidance allows a non-federal entity that has never received a negotiated indirect cost rate to charge a de minimis rate of 10% of modified total direct costs to indirect costs. The District has not elected to use the 10-percent de minimis indirect cost rate as allowed under the Uniform Guidance.

NOTE 3 – CHILD NUTRITION CLUSTER

The District commingles cash receipts from the U.S. Department of Agriculture with similar State grants. When reporting expenditures on this Schedule, the District assumes it expends federal monies first.

NOTE 4 – FOOD DONATION PROGRAM

The District reports commodities consumed on the Schedule at the entitlement value. The District allocated donated food commodities to the respective program that benefitted from the use of those donated food commodities.

NOTE 5 – PASS THROUGH FUNDS

The East Knox Local School District was awarded federal program allocations to be administered on their behalf by area Educational Service Centers (ESC). For 2022, East Knox Local School District’s allocation was as follows:

- IDEA Early Childhood Special Education (ALN 84.173A; Knox County ESC) \$8,688

**Independent Auditor's Report on Internal Control Over Financial Reporting and on Compliance and Other
Matters Based on an Audit of Financial Statements Performed in Accordance With
*Government Auditing Standards***

East Knox Local School District
Knox County
23201 Coshocton Road
Howard, Ohio 43028

To the Members of the Board of Education:

We have audited, in accordance with the auditing standards generally accepted in the United States of America and the standards applicable to financial audits contained in *Government Auditing Standards* issued by the Comptroller General of the United States, the financial statements of the governmental activities, each major fund, and the aggregate remaining fund information of the East Knox Local School District, Knox County, Ohio, as of and for the fiscal year ended June 30, 2022, and the related notes to the financial statements, which collectively comprise the East Knox Local School District's basic financial statements, and have issued our report thereon dated November 22, 2022, wherein we noted as described in Note 18 to the financial statements, the financial impact of COVID-19 and the continuing emergency measures may impact subsequent periods.

Report on Internal Control over Financial Reporting

In planning and performing our audit of the financial statements, we considered the East Knox Local School District's internal control over financial reporting (internal control) as a basis for designing audit procedures that are appropriate in the circumstances for the purpose of expressing our opinions on the financial statements, but not for the purpose of expressing an opinion on the effectiveness of the East Knox Local School District's internal control. Accordingly, we do not express an opinion on the effectiveness of the East Knox Local School District's internal control.

A *deficiency in internal control* exists when the design or operation of a control does not allow management or employees, in the normal course of performing their assigned functions, to prevent, or detect and correct, misstatements, on a timely basis. A *material weakness* is a deficiency, or a combination of deficiencies, in internal control, such that there is a reasonable possibility that a material misstatement of the East Knox Local School District's financial statements will not be prevented, or detected and corrected, on a timely basis. A *significant deficiency* is a deficiency, or a combination of deficiencies, in internal control that is less severe than a material weakness, yet important enough to merit attention by those charged with governance.

Our consideration of internal control was for the limited purpose described in the first paragraph of this section and was not designed to identify all deficiencies in internal control that might be material weaknesses or, significant deficiencies. Given these limitations, during our audit we did not identify any deficiencies in internal control that we consider to be material weaknesses. However, material weaknesses or significant deficiencies may exist that were not identified.

Report on Compliance and Other Matters

As part of obtaining reasonable assurance about whether the East Knox Local School District's financial statements are free from material misstatement, we performed tests of its compliance with certain provisions of laws, regulations, contracts, and grant agreements, noncompliance with which could have a direct and material effect on the financial statements. However, providing an opinion on compliance with those provisions was not an objective of our audit, and accordingly, we do not express such an opinion. The results of our tests disclosed no instances of noncompliance or other matters that are required to be reported under *Government Auditing Standards*.

East Knox Local School District

Knox County

Independent Auditor's Report on Internal Control Over Financial Reporting and on Compliance and Other Matters

Based on an Audit of Financial Statements Performed in Accordance With *Government Auditing Standards*

Page 2

Purpose of this Report

The purpose of this report is solely to describe the scope of our testing of internal control and compliance and the results of that testing, and not to provide an opinion on the effectiveness of the East Knox Local School District's internal control or on compliance. This report is an integral part of an audit performed in accordance with *Government Auditing Standards* in considering the East Knox Local School District's internal control and compliance. Accordingly, this communication is not suitable for any other purpose.



Julian & Grube, Inc.

November 22, 2022

**Independent Auditor’s Report on Compliance for Each Major Federal Program
and on Internal Control Over Compliance
Required by the Uniform Guidance**

East Knox Local School District
Knox County
23201 Coshocton Road
Howard, Ohio 43028

To the Members of the Board of Education:

Report on Compliance for Each Major Federal Program

Opinion on Each Major Federal Program

We have audited the East Knox Local School District’s compliance with the types of compliance requirements identified as subject to audit in the OMB *Compliance Supplement* that could have a direct and material effect on each of the East Knox Local School District’s major federal programs for the fiscal year ended June 30, 2022. The East Knox Local School District’s major federal programs are identified in the summary of auditor’s results section of the accompanying schedule of findings.

In our opinion, the East Knox Local School District complied, in all material respects, with the compliance requirements referred to above that could have a direct and material effect on each of its major federal programs for the fiscal year ended June 30, 2022.

Basis for Opinion on Each Major Federal Program

We conducted our audit of compliance in accordance with auditing standards generally accepted in the United States of America (GAAS); the standards applicable to financial audits contained in *Government Auditing Standards*, issued by the Comptroller General of the United States (*Government Auditing Standards*); and the audit requirements of Title 2 U.S. *Code of Federal Regulations* Part 200, *Uniform Administrative Requirements, Cost Principles, and Audit Requirements for Federal Awards* (Uniform Guidance). Our responsibilities under those standards and the Uniform Guidance are further described in the “Auditor’s Responsibilities for the Audit of Compliance” section of our report.

We are required to be independent of the East Knox Local School District and to meet our other ethical responsibilities, in accordance with relevant ethical requirements relating to our audit. We believe that the audit evidence we have obtained is sufficient and appropriate to provide a basis for our opinion on compliance for each major federal program. Our audit does not provide a legal determination of the East Knox Local School District’s compliance with the compliance requirements referred to above.

Responsibilities of Management for Compliance

Management is responsible for compliance with the requirements referred to above and for the design, implementation, and maintenance of effective internal control over compliance with the requirements of laws, statutes, regulations, rules, and provisions of contracts or grant agreements applicable to the East Knox Local School District’s federal programs.

Auditor's Responsibilities for the Audit of Compliance

Our objectives are to obtain reasonable assurance about whether material noncompliance with the compliance requirements referred to above occurred, whether due to fraud or error, and express an opinion on the East Knox Local School District's compliance based on our audit. Reasonable assurance is a high level of assurance but is not absolute assurance and therefore is not a guarantee that an audit conducted in accordance with GAAS, *Government Auditing Standards*, and the Uniform Guidance will always detect material noncompliance when it exists. The risk of not detecting material noncompliance resulting from fraud is higher than for that resulting from error, as fraud may involve collusion, forgery, intentional omissions, misrepresentations, or the override of internal control. Noncompliance with the compliance requirements referred to above is considered material if there is a substantial likelihood that, individually or in the aggregate, it would influence the judgment made by a reasonable user of the report on compliance about the East Knox Local School District's compliance with the requirements of each major federal program as a whole.

In performing an audit in accordance with GAAS, *Government Auditing Standards*, and the Uniform Guidance, we:

- Exercise professional judgment and maintain professional skepticism throughout the audit.
- Identify and assess the risks of material noncompliance, whether due to fraud or error, and design and perform audit procedures responsive to those risks. Such procedures include examining, on a test basis, evidence regarding the East Knox Local School District's compliance with the compliance requirements referred to above and performing such other procedures as we considered necessary in the circumstances.
- Obtain an understanding of the East Knox Local School District's internal control over compliance relevant to the audit in order to design audit procedures that are appropriate in the circumstances and to test and report on internal control over compliance in accordance with the Uniform Guidance, but not for the purpose of expressing an opinion on the effectiveness of the East Knox Local School District's internal control over compliance. Accordingly, no such opinion is expressed.

We are required to communicate with those charged with governance regarding, among other matters, the planned scope and timing of the audit and any significant deficiencies and material weaknesses in internal control over compliance that we identified during the audit.

Report on Internal Control over Compliance

A deficiency in internal control over compliance exists when the design or operation of a control over compliance does not allow management or employees, in the normal course of performing their assigned functions, to prevent, or detect and correct, noncompliance with a type of compliance requirement of a federal program on a timely basis. A *material weakness in internal control over compliance* is a deficiency, or a combination of deficiencies, in internal control over compliance, such that there is a reasonable possibility that material noncompliance with a type of compliance requirement of a federal program will not be prevented, or detected and corrected, on a timely basis. A *significant deficiency in internal control over compliance* is a deficiency, or a combination of deficiencies, in internal control over compliance with a type of compliance requirement of a federal program that is less severe than a material weakness in internal control over compliance, yet important enough to merit attention by those charged with governance.

Our consideration of internal control over compliance was for the limited purpose described in the "Auditor's Responsibilities for the Audit of Compliance" section above and was not designed to identify all deficiencies in internal control over compliance that might be material weaknesses or significant deficiencies in internal control over compliance. Given these limitations, during our audit we did not identify any deficiencies in internal control over compliance that we consider to be material weaknesses, as defined above. However, material weaknesses or significant deficiencies in internal control over compliance may exist that were not identified.

Our audit was not designed for the purpose of expressing an opinion on the effectiveness of internal control over compliance. Accordingly, no such opinion is expressed.

The purpose of this report on internal control over compliance is solely to describe the scope of our testing of internal control over compliance and the results of that testing based on the requirements of the Uniform Guidance. Accordingly, this report is not suitable for any other purpose.

Julian & Grube, Inc.

Julian & Grube, Inc.
November 22, 2022

**EAST KNOX LOCAL SCHOOL DISTRICT
KNOX COUNTY, OHIO**

**SCHEDULE OF FINDINGS
2 CFR § 200.515
JUNE 30, 2022**

1. SUMMARY OF AUDITOR'S RESULTS		
<i>(d)(1)(i)</i>	<i>Type of Financial Statement Opinion</i>	Unmodified
<i>(d)(1)(ii)</i>	<i>Were there any material control weaknesses reported at the financial statement level (GAGAS)?</i>	No
<i>(d)(1)(ii)</i>	<i>Were there any other significant deficiencies in internal control reported at the financial statement level (GAGAS)?</i>	No
<i>(d)(1)(iii)</i>	<i>Was there any reported material noncompliance at the financial statement level (GAGAS)?</i>	No
<i>(d)(1)(iv)</i>	<i>Were there any material internal control weaknesses reported for major federal programs?</i>	No
<i>(d)(1)(iv)</i>	<i>Were there any significant deficiencies in internal control reported for major federal programs?</i>	No
<i>(d)(1)(v)</i>	<i>Type of Major Program's Compliance Opinion</i>	Unmodified
<i>(d)(1)(vi)</i>	<i>Are there any reportable findings under 2 CFR §200.516(a)?</i>	No
<i>(d)(1)(vii)</i>	<i>Major Program (listed):</i>	Title I Grants to Local Educational Agencies (ALN 84.010)
<i>(d)(1)(viii)</i>	<i>Dollar Threshold: Type A/B Programs</i>	Type A: > \$750,000 Type B: all others
<i>(d)(1)(ix)</i>	<i>Low Risk Auditee under 2 CFR § 200.520?</i>	Yes

2. FINDINGS RELATED TO THE BASIC FINANCIAL STATEMENTS REQUIRED TO BE REPORTED IN ACCORDANCE WITH GAGAS

None

3. FINDINGS AND QUESTIONED COSTS FOR FEDERAL AWARDS
--

None

OHIO AUDITOR OF STATE KEITH FABER



EAST KNOX LOCAL SCHOOL DISTRICT

KNOX COUNTY

AUDITOR OF STATE OF OHIO CERTIFICATION

This is a true and correct copy of the report, which is required to be filed pursuant to Section 117.26, Revised Code, and which is filed in the Office of the Ohio Auditor of State in Columbus, Ohio.



Certified for Release 12/20/2022

88 East Broad Street, Columbus, Ohio 43215
Phone: 614-466-4514 or 800-282-0370

This report is a matter of public record and is available online at
www.ohioauditor.gov