



OHIO AUDITOR OF STATE
KEITH FABER



**JACKSON MILTON LOCAL SCHOOL DISTRICT
MAHONING COUNTY**

TABLE OF CONTENTS

TITLE	PAGE
Independent Auditor's Report	1
Prepared by Client:	
Management's Discussion and Analysis.....	5
Statement of Net Position	17
Statement of Activities.....	18
Balance Sheet - Governmental Funds.....	19
Reconciliation of Total Governmental Fund Balances to Net Position of Governmental Activities	20
Statement of Revenues, Expenditures and Changes in Fund Balances – Governmental Funds.....	21
Reconciliation of the Statement of Revenues, Expenditures and Changes in Fund Balances of Governmental Funds to the Statement of Activities.....	22
Statement of Revenues, Expenditures and Changes in Fund Balance – Budget and Actual (Non-GAAP Budgetary Basis) - General Fund	23
Notes to the Basic Financial Statements	25
Schedule of the District's Proportionate Share of the Net Pension Liability – School Employees Retirement System of Ohio.....	64
Schedule of the District's Proportionate Share of the Net Pension Liability – State Teachers Retirement System of Ohio	66
Schedule of District Pension Contributions – School Employees Retirement System of Ohio	68
Schedule of District Pension Contributions – State Teachers Retirement System of Ohio.....	70
Schedule of the District's Proportionate Share of the Net OPEB Liability - School Employees Retirement System of Ohio.....	72
Schedule of the District's Proportionate Share of the Net OPEB Liability/Asset – State Teachers Retirement System of Ohio	73
Schedule of District OPEB Contributions – School Employees Retirement System of Ohio	74
Schedule of District OPEB Contributions – State Teachers Retirement System of Ohio.....	76
Notes to the Required Supplementary Information.....	78
Schedule of Federal Awards Receipts and Expenditures.....	81
Notes to the Schedule of Federal Awards Receipts and Expenditures	82

**JACKSON MILTON LOCAL SCHOOL DISTRICT
MAHONING COUNTY**

**TABLE OF CONTENTS
(Continued)**

TITLE	PAGE
Independent Auditor's Report on Internal Control Over Financial Reporting and on Compliance and Other Matters Required by <i>Government Auditing Standards</i>	83
Independent Auditor's Report on Compliance with Requirements Applicable to Each Major Federal Program and on Internal Control Over Compliance Required by the Uniform Guidance.....	85
Schedule of Findings.....	87



INDEPENDENT AUDITOR'S REPORT

Jackson Milton Local School District
Mahoning County
13910 Mahoning Avenue
North Jackson, Ohio 44451

To the Board of Education:

Report on the Financial Statements

We have audited the accompanying financial statements of the governmental activities, each major fund, and the aggregate remaining fund information of the Jackson Milton Local School District, Mahoning County, Ohio (the District), as of and for the year ended June 30, 2021, and the related notes to the financial statements, which collectively comprise the District's basic financial statements as listed in the table of contents.

Management's Responsibility for the Financial Statements

Management is responsible for preparing and fairly presenting these financial statements in accordance with accounting principles generally accepted in the United States of America; this includes designing, implementing, and maintaining internal control relevant to preparing and fairly presenting financial statements that are free from material misstatement, whether due to fraud or error.

Auditor's Responsibility

Our responsibility is to opine on these financial statements based on our audit. We audited in accordance with auditing standards generally accepted in the United States of America and the financial audit standards in the Comptroller General of the United States' *Government Auditing Standards*. Those standards require us to plan and perform the audit to reasonably assure the financial statements are free from material misstatement.

An audit requires obtaining evidence about financial statement amounts and disclosures. The procedures selected depend on our judgment, including assessing the risks of material financial statement misstatement, whether due to fraud or error. In assessing those risks, we consider internal control relevant to the District's preparation and fair presentation of the financial statements in order to design audit procedures that are appropriate in the circumstances, but not to the extent needed to opine on the effectiveness of the District's internal control. Accordingly, we express no such opinion. An audit also includes evaluating the appropriateness of management's accounting policies and the reasonableness of their significant accounting estimates, as well as our evaluation of the overall financial statement presentation.

We believe the audit evidence we obtained is sufficient and appropriate to support our audit opinions.

Opinion

In our opinion, the financial statements referred to above present fairly, in all material respects, the respective financial position of the governmental activities, each major fund, and the aggregate remaining fund information of the District, as of June 30, 2021, and the respective changes in financial position thereof and the budgetary comparison for the General fund thereof for the year then ended in accordance with the accounting principles generally accepted in the United States of America.

Emphasis of Matter

As discussed in Note 18 to the financial statements, the financial impact of COVID-19 and the continuing emergency measures may impact subsequent periods of the District. We did not modify our opinion regarding this matter.

Other Matters

Required Supplementary Information

Accounting principles generally accepted in the United States of America require this presentation to include *management's discussion and analysis*, and schedules of net pension and other post-employment benefit liabilities and pension and other post-employment benefit contributions listed in the table of contents, to supplement the basic financial statements. Although this information is not part of the basic financial statements, the Governmental Accounting Standards Board considers it essential for placing the basic financial statements in an appropriate operational, economic, or historical context. We applied certain limited procedures to the required supplementary information in accordance with auditing standards generally accepted in the United States of America, consisting of inquiries of management about the methods of preparing the information and comparing the information for consistency with management's responses to our inquiries, to the basic financial statements, and other knowledge we obtained during our audit of the basic financial statements. We do not opine or provide any assurance on the information because the limited procedures do not provide us with sufficient evidence to opine or provide any other assurance.

Supplementary and Other Information

Our audit was conducted to opine on the District's basic financial statements taken as a whole.

The Schedule of Federal Awards Receipts and Expenditures presents additional analysis as required by Title 2 U.S. Code of Federal Regulations (CFR) Part 200, Uniform Administrative Requirements, Cost Principles, and Audit Requirements for Federal Awards and is not a required part of the financial statements.

The schedule is management's responsibility, and derives from and relates directly to the underlying accounting and other records used to prepare the basic financial statements. We subjected this information to the auditing procedures we applied to the basic financial statements. We also applied certain additional procedures, including comparing and reconciling this information directly to the underlying accounting and other records used to prepare the basic financial statements or to the basic financial statements themselves in accordance with auditing standards generally accepted in the United States of America. In our opinion, this information is fairly stated in all material respects in relation to the basic financial statements taken as a whole.

Other Reporting Required by Government Auditing Standards

In accordance with *Government Auditing Standards*, we have also issued our report dated January 25, 2022, on our consideration of the District's internal control over financial reporting and our tests of its compliance with certain provisions of laws, regulations, contracts and grant agreements and other matters. That report describes the scope of our internal control testing over financial reporting and compliance, and the results of that testing, and does not opine on internal control over financial reporting or on compliance. That report is an integral part of an audit performed in accordance with *Government Auditing Standards* in considering the District's internal control over financial reporting and compliance.



Keith Faber
Auditor of State
Columbus, Ohio

January 25, 2022

This page intentionally left blank.

**JACKSON-MILTON LOCAL SCHOOL DISTRICT
MAHONING COUNTY, OHIO**

MANAGEMENT'S DISCUSSION AND ANALYSIS
FOR THE FISCAL YEAR ENDED JUNE 30, 2021
UNAUDITED

The discussion and analysis of the Jackson-Milton Local School District's (the "District") financial performance provides an overall review of the District's financial activities for the fiscal year ended June 30, 2021. The intent of this discussion and analysis is to look at the District's financial performance as a whole; readers should also review the basic financial statements and the notes to the basic financial statements to enhance their understanding of the District's financial performance.

Financial Highlights

Key financial highlights for fiscal year 2021 are as follows:

- In total, net position of governmental activities increased \$1,745,984 or 107.66%, from 2020's net position.
- General revenues accounted for \$10,327,867 in revenue or 74.36% of all revenues. Program specific revenues in the form of charges for services and sales, grants and contributions accounted for \$3,561,078 or 25.64% of total revenues of \$13,888,945.
- The District had \$12,142,961 in expenses related to governmental activities; \$3,561,078 of these expenses was offset by program specific charges for services, grants or contributions. General revenues supporting governmental activities (primarily taxes and unrestricted grants and entitlements) of \$10,327,867 were adequate to provide for these programs.
- The District's major governmental funds are the general fund and permanent improvement fund. The general fund had \$10,533,006 in revenues and other financing sources and \$8,923,817 in expenditures and other financing uses. During fiscal year 2021, the general fund's fund balance increased \$1,609,189 from a balance of \$4,695,087 to a balance of \$6,304,276.
- The District's permanent improvement fund had \$1,405,307 in revenues and \$1,201,334 in expenditures. During fiscal year 2021, the permanent improvement fund's fund balance increased \$203,973 from a balance of \$51,762 to a balance of \$255,735.

Using these Basic Financial Statements

This annual report consists of a series of financial statements and notes to those statements. These statements are organized so the reader can understand the District as a financial whole, an entire operating entity. The statements then proceed to provide an increasingly detailed look at specific financial activities.

The *statement of net position* and *statement of activities* provide information about the activities of the whole District, presenting both an aggregate view of the District's finances and a longer-term view of those finances. Fund financial statements provide the next level of detail. For governmental funds, these statements tell how services were financed in the short-term as well as what remains for future spending. The fund financial statements also look at the District's most significant funds with all other nonmajor funds presented in total in one column. In the case of the District, the general fund and permanent improvement fund are by far the most significant funds, and the only governmental funds reported as major funds.

Reporting the District as a Whole

Statement of Net Position and the Statement of Activities

While this document contains the large number of funds used by the District to provide programs and activities, the view of the District as a whole looks at all financial transactions and asks the question, "How did we do financially during 2021?" The statement of net position and the statement of activities answer this question. These statements include *all assets, deferred outflows of resources, liabilities, deferred inflows of resources, revenues and expenses* using the *accrual basis of accounting* similar to the accounting used by most private-sector companies. This basis of accounting will take into account all of the current year's revenues and expenses regardless of when cash is received or paid.

**JACKSON-MILTON LOCAL SCHOOL DISTRICT
MAHONING COUNTY, OHIO**

MANAGEMENT'S DISCUSSION AND ANALYSIS
FOR THE FISCAL YEAR ENDED JUNE 30, 2021
UNAUDITED

These two statements report the District's *net position* and changes in that position. This change in net position is important because it tells the reader that, for the District as a whole, the *financial position* of the District has improved or diminished. The causes of this change may be the result of many factors, some financial, some not. Non-financial factors include the District's property tax base, current property tax laws in Ohio restricting revenue growth, facility conditions, required educational programs and other factors.

In the statement of net position and the statement of activities, the Governmental Activities include the District's programs and services, including instruction, support services, operation and maintenance of plant, pupil transportation, extracurricular activities, and food service operations.

The District's statement of net position and statement of activities can be found on pages 17-18 of this report.

Reporting the District's Most Significant Funds

Fund Financial Statements

The analysis of the District's major governmental funds begins on page 12. Fund financial reports provide detailed information about the District's major funds. The District uses many funds to account for a multitude of financial transactions. However, these fund financial statements focus on the District's most significant funds. The District's major governmental funds are the general fund and permanent improvement fund.

Governmental Funds

Most of the District's activities are reported in governmental funds, which focus on how money flows into and out of those funds and the balances left at year-end available for spending in future periods. These funds are reported using an accounting method called *modified accrual* accounting, which measures cash and all other *financial assets* than can readily be converted to cash. The governmental fund financial statements provide a detailed *short-term* view of the District's general government operations and the basic services it provides. Governmental fund information helps you determine whether there are more or fewer financial resources that can be spent in the near future to finance educational programs. The relationship (or differences) between governmental *activities* (reported in the statement of net position and the statement of activities) and governmental *funds* is reconciled in the basic financial statements. The basic governmental fund financial statements can be found on pages 19-23 of this report.

Notes to the Basic Financial Statements

The notes provide additional information that is essential to a full understanding of the data provided in the government-wide and fund financial statements. These notes to the basic financial statements can be found on pages 25-61 of this report.

Required Supplementary Information

In addition to the basic financial statements and accompanying notes, this report also presents certain required supplementary information concerning the District's net pension liability and net OPEB liability/asset. The required supplementary information can be found on pages 64 through 79 of this report.

**JACKSON-MILTON LOCAL SCHOOL DISTRICT
MAHONING COUNTY, OHIO**

MANAGEMENT'S DISCUSSION AND ANALYSIS
FOR THE FISCAL YEAR ENDED JUNE 30, 2021
UNAUDITED

The District as a Whole

The statement of net position provides the perspective of the District as a whole. The table below provides a summary of the District's net position at June 30, 2021 and June 30, 2020.

	<u>Net Position - Governmental Activities</u>	
	<u>2021</u>	<u>2020</u>
<u>Assets</u>		
Current and other assets	\$ 16,911,065	\$ 14,244,993
Capital assets, net	<u>14,546,097</u>	<u>15,190,834</u>
Total assets	<u>31,457,162</u>	<u>29,435,827</u>
<u>Deferred outflows of resources</u>		
Unamortized deferred charges	320,479	341,609
Pension	1,815,739	1,769,684
OPEB	<u>274,674</u>	<u>198,052</u>
Total deferred outflows	<u>2,410,892</u>	<u>2,309,345</u>
<u>Liabilities</u>		
Current liabilities	1,164,912	1,269,754
Long-term liabilities:		
Due within one year	725,472	827,270
Due in more than one year:		
Net pension liability	10,197,676	9,287,719
Net OPEB liability	845,011	983,215
Other amounts	<u>11,949,395</u>	<u>12,528,835</u>
Total liabilities	<u>24,882,466</u>	<u>24,896,793</u>
<u>Deferred inflows of resources</u>		
Property taxes	7,539,323	6,852,984
Pensions	167,803	641,839
OPEB	<u>1,154,253</u>	<u>975,331</u>
Total deferred inflows	<u>8,861,379</u>	<u>8,470,154</u>
<u>Net Position</u>		
Net investment in capital assets	2,765,980	2,634,911
Restricted	786,780	537,863
Unrestricted (deficit)	<u>(3,428,551)</u>	<u>(4,794,549)</u>
Total net position (deficit)	<u>\$ 124,209</u>	<u>\$ (1,621,775)</u>

The net pension liability is reported pursuant to Governmental Accounting Standards Board (GASB) Statement 68, "Accounting and Financial Reporting for Pensions - an Amendment of GASB Statement 27." The net other postemployment benefits (OPEB) liability/asset is reported pursuant to GASB Statement 75, "Accounting and Financial Reporting for Postemployment Benefits Other Than Pensions." For reasons discussed below, many end users of this financial statement will gain a clearer understanding of the District's actual financial condition by adding deferred inflows related to pension and OPEB, the net pension liability, and the net OPEB liability to the reported net position and subtracting deferred outflows related to pension and OPEB and the net OPEB asset.

**JACKSON-MILTON LOCAL SCHOOL DISTRICT
MAHONING COUNTY, OHIO**

MANAGEMENT'S DISCUSSION AND ANALYSIS
FOR THE FISCAL YEAR ENDED JUNE 30, 2021
UNAUDITED

Governmental Accounting Standards Board standards are national and apply to all government financial reports prepared in accordance with generally accepted accounting principles. Prior accounting for pensions (GASB 27) and postemployment benefits (GASB 45) focused on a funding approach. This approach limited pension and OPEB costs to contributions annually required by law, which may or may not be sufficient to fully fund each plan's *net pension liability* or *net OPEB liability*. GASB 68 and GASB 75 take an earnings approach to pension and OPEB accounting; however, the nature of Ohio's statewide pension/OPEB plans and state law governing those systems requires additional explanation in order to properly understand the information presented in these statements.

GASB 68 and GASB 75 require the net pension liability and the net OPEB liability/asset to equal the District's proportionate share of each plan's collective:

1. Present value of estimated future pension/OPEB benefits attributable to active and inactive employees' past service.
2. Minus plan assets available to pay these benefits.

GASB notes that pension and OPEB obligations, whether funded or unfunded, are part of the "employment exchange" – that is, the employee is trading his or her labor in exchange for wages, benefits, and the promise of a future pension and other postemployment benefits. GASB noted that the unfunded portion of this promise is a present obligation of the government, part of a bargained-for benefit to the employee and should accordingly be reported by the government as a liability since they received the benefit of the exchange. However, the School District is not responsible for certain key factors affecting the balance of these liabilities. In Ohio, the employee shares the obligation of funding pension benefits with the employer. Both employer and employee contribution rates are capped by State statute. A change in these caps requires action of both Houses of the General Assembly and approval of the Governor. Benefit provisions are also determined by State statute. The Ohio revised Code permits but does not require the retirement systems to provide healthcare to eligible benefit recipients. The retirement systems may allocate a portion of the employer contributions to provide for these OPEB benefits.

The employee enters the employment exchange with the knowledge that the employer's promise is limited not by contract but by law. The employer enters the exchange also knowing that there is a specific, legal limit to its contribution to the retirement system. In Ohio, there is no legal means to enforce the unfunded liability of the pension/OPEB plan *as against the public employer*. State law operates to mitigate/lessen the moral obligation of the public employer to the employee, because all parties enter the employment exchange with notice as to the law. The retirement system is responsible for the administration of the pension and OPEB plans.

Most long-term liabilities have set repayment schedules or, in the case of compensated absences (i.e. sick and vacation leave), are satisfied through paid time-off or termination payments. There is no repayment schedule for the net pension liability or the net OPEB liability. As explained above, changes in benefits, contribution rates, and return on investments affect the balance of these liabilities but are outside the control of the local government. In the event that contributions, investment returns, and other changes are insufficient to keep up with required payments, State statute does not assign/identify the responsible party for the unfunded portion. Due to the unique nature of how the net pension liability and the net OPEB liability are satisfied, these liabilities are separately identified within the long-term liability section of the statement of net position.

In accordance with GASB 68 and GASB 75, the District's statements prepared on an accrual basis of accounting include an annual pension expense and an annual OPEB expense for their proportionate share of each plan's *change* in net pension liability and net OPEB liability/asset, respectively, not accounted for as deferred inflows/outflows.

The District's current and other assets increased \$2,666,072 primarily due to an increase in cash and cash equivalents and property taxes receivable. Other assets include a net OPEB asset (see Note 13 for more detail).

At year-end, capital assets represented 46.24% of total assets. Capital assets include land, land improvements, buildings and improvements, furniture and equipment and vehicles. Net investment in capital assets at June 30, 2021, was \$2,765,980. These capital assets are used to provide services to the students and are not available for future spending. Although the District's investment in capital assets is reported net of related debt, it should be noted that the resources to repay the debt must be provided from other sources, since capital assets may not be used to liquidate these liabilities.

**JACKSON-MILTON LOCAL SCHOOL DISTRICT
MAHONING COUNTY, OHIO**

MANAGEMENT'S DISCUSSION AND ANALYSIS
FOR THE FISCAL YEAR ENDED JUNE 30, 2021
UNAUDITED

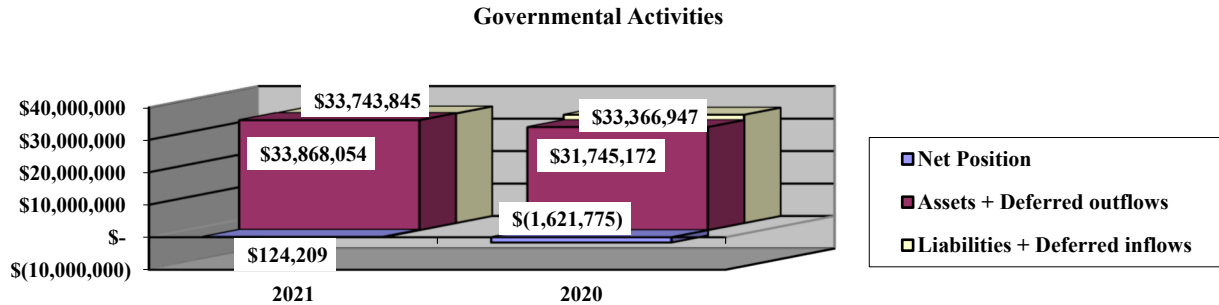
Deferred outflows of resources related to pension and OPEB increased due to an increase in the net difference between projected and actual earnings on STRS and SERS pension plan investments and an increase in changes in assumptions by SERS for OPEB.

Current liabilities decreased \$104,842 primarily due to contracts payable being reported at June 30, 2020 for the completion of the auxiliary gym. The District had no contracts payable at June 30, 2021. Long-term liabilities increased \$90,515.

Deferred inflows of resources related to pension decreased due to changes in the net difference between projected and actual earnings on STRS and SERS pension plan investments. Deferred inflows of resources related to OPEB increased due to the differences between expected and actual experience in the STRS and SERS plans.

A portion of the District's net position, \$786,780, represents resources that are subject to external restriction on how they may be used. The remaining balance of unrestricted net position is a deficit of \$3,428,551.

The graph below shows the District's assets plus deferred outflows of resources, liabilities plus deferred inflows of resources and net position at June 30, 2021 and June 30, 2020.



The table below shows the change in net position for fiscal years 2021 and 2020.

<u>Revenues</u>	Change in Net Position - Governmental Activities	
	2021	2020
Program revenues:		
Charges for services and sales	\$ 1,442,564	\$ 1,604,707
Operating grants and contributions	2,118,514	1,172,434
Capital grants and contributions	-	104,701
General revenues:		
Property taxes	7,318,081	7,059,673
Grants and entitlements	2,861,975	2,887,544
Investment earnings	9,716	95,551
Miscellaneous	138,095	34,245
Total revenues	13,888,945	12,958,855

- (Continued)

**JACKSON-MILTON LOCAL SCHOOL DISTRICT
MAHONING COUNTY, OHIO**

MANAGEMENT'S DISCUSSION AND ANALYSIS
FOR THE FISCAL YEAR ENDED JUNE 30, 2021
UNAUDITED

Change in Net Position - Governmental Activities
- (Continued)

<u>Expenses</u>	<u>2021</u>	<u>2020</u>
Program expenses:		
Instruction:		
Regular	\$ 5,053,846	\$ 4,930,661
Special	1,898,705	1,801,245
Vocational	75,058	63,888
Support services:		
Pupil	453,455	374,309
Instructional staff	230,048	229,072
Board of education	65,211	110,829
Administration	779,052	813,214
Fiscal	499,589	484,934
Operations and maintenance	1,008,668	1,027,493
Pupil transportation	704,637	799,696
Central	75,460	82,683
Operation of non-instructional services:		
Food service operations	397,854	375,801
Other non-instructional services	2,972	9,511
Extracurricular activities	521,579	501,009
Interest and fiscal charges	<u>376,827</u>	<u>387,991</u>
Total expenses	<u>12,142,961</u>	<u>11,992,336</u>
Change in net position	1,745,984	966,519
Net position (deficit) at beginning of year	<u>(1,621,775)</u>	<u>(2,588,294)</u>
Net position (deficit) at end of year	<u>\$ 124,209</u>	<u>\$ (1,621,775)</u>

Governmental Activities

Net position of the District's governmental activities increased \$1,745,984. Total governmental expenses of \$12,142,961 were offset by program revenues of \$3,561,078 and general revenues of \$10,327,867. Program revenues supported 29.33% of the total governmental expenses.

In the area of program revenues, operating grants and contributions increased, which is primarily attributable to \$618,268 and \$150,250 in Elementary and Secondary School Emergency (ESSER) funding and Coronavirus Relief funding, respectively, received during fiscal 2021 in response to the COVID-19 pandemic. Charges for services and sales decreased primarily from less school lunch sales caused by building closures for COVID-19 during part of the fiscal year. The District had no capital grants and contributions during fiscal year 2021.

The primary sources of revenue for governmental activities are derived from property taxes, and grants and entitlements. These revenue sources represent 73.30% of total governmental revenue. Miscellaneous general revenues increased during fiscal year as a result of a refunds and a dividend received by the Bureau of Workers' Compensation (BWC).

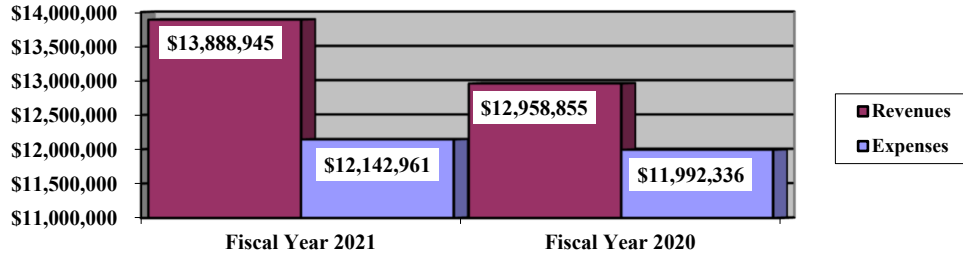
The largest expense of the District is for instructional programs. Instruction expenses totaled \$7,027,609 or 57.87% of total governmental expenses for fiscal year 2021, and increased 1.26% from fiscal year 2020.

**JACKSON-MILTON LOCAL SCHOOL DISTRICT
MAHONING COUNTY, OHIO**

MANAGEMENT'S DISCUSSION AND ANALYSIS
FOR THE FISCAL YEAR ENDED JUNE 30, 2021
UNAUDITED

The graph below presents the District's governmental activities revenues and expenses for fiscal year 2021 and 2020.

Governmental Activities - Revenues and Expenses



The statement of activities shows the cost of program services and the charges for services and grants offsetting those services. The following table shows, for governmental activities, the total cost of services and the net cost of services. That is, it identifies the cost of these services supported by tax revenue and unrestricted State grants and entitlements.

	Total Cost of Services <u>2021</u>	Net Cost of Services <u>2021</u>	Total Cost of Services <u>2020</u>	Net Cost of Services <u>2020</u>
Program expenses				
Instruction:				
Regular	\$ 5,053,846	\$ 3,542,752	\$ 4,930,661	\$ 3,659,611
Special	1,898,705	1,176,037	1,801,245	1,121,834
Vocational	75,058	63,125	63,888	57,086
Support services:				
Pupil	453,455	253,519	374,309	367,801
Instructional staff	230,048	198,279	229,072	215,374
Board of education	65,211	65,211	110,829	110,829
Administration	779,052	701,822	813,214	786,533
Fiscal	499,589	499,589	484,934	484,934
Operations and maintenance	1,008,668	714,551	1,027,493	947,406
Pupil transportation	704,637	486,288	799,696	728,090
Central	75,460	75,460	82,683	82,683
Operation of non-instructional services:				
Food service operations	397,854	(18,916)	375,801	13,877
Other non-instructional services	2,972	871	9,511	4,186
Extracurricular activities	521,579	446,468	501,009	142,259
Interest and fiscal charges	376,827	376,827	387,991	387,991
Total expenses	<u>\$ 12,142,961</u>	<u>\$ 8,581,883</u>	<u>\$ 11,992,336</u>	<u>\$ 9,110,494</u>

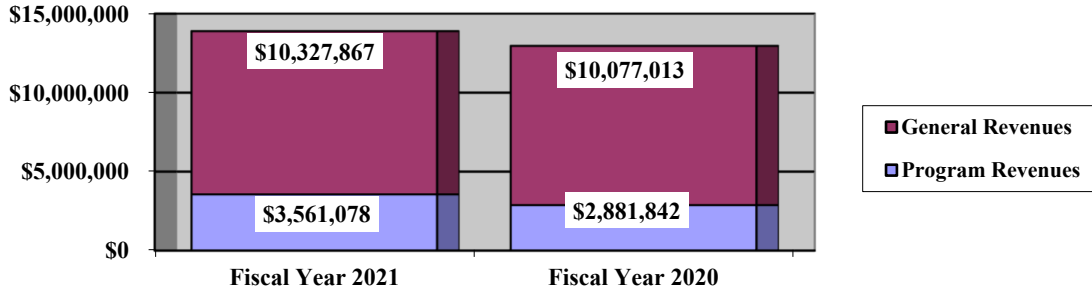
The dependence upon tax and other general revenues for governmental activities is apparent, as 68.04% of instruction activities are supported through taxes and other general revenues. For all governmental activities, general revenue support is 70.67%. The District's taxpayers, as a whole, and unrestricted grants and entitlements are by far the primary support for District's students.

**JACKSON-MILTON LOCAL SCHOOL DISTRICT
MAHONING COUNTY, OHIO**

MANAGEMENT'S DISCUSSION AND ANALYSIS
FOR THE FISCAL YEAR ENDED JUNE 30, 2021
UNAUDITED

The graph below presents the District's governmental activities revenue for fiscal year 2021 and 2020.

Governmental Activities - General and Program Revenues



The District's Funds

The District's governmental funds reported a combined fund balance of \$7,005,445, which is higher than last year's total of \$4,956,551. The schedule below indicates the fund balance and the total change in fund balance as of June 30, 2021 and 2020.

	Fund Balance <u>June 30, 2021</u>	Fund Balance <u>June 30, 2020</u>	<u>Change</u>	<u>Percentage Change</u>
General	\$ 6,304,276	\$ 4,695,087	\$ 1,609,189	34.27 %
Permanent Improvement	255,735	51,762	203,973	394.06 %
Nonmajor Governmental	<u>445,434</u>	<u>209,702</u>	<u>235,732</u>	112.41 %
Total	<u>\$ 7,005,445</u>	<u>\$ 4,956,551</u>	<u>\$ 2,048,894</u>	41.34 %

General Fund

The District's general fund balance increased \$1,609,189 as revenues continued to exceed expenditures. Revenues increased due to an increase in property tax collections and intergovernmental revenue. Other revenues increased from refunds, reimbursements and dividend from the BWC. Support services expenditures decreased from prior year, as a result of paying salaries and wages out of the ESSER nonmajor special revenue fund. The District entered into a new capital lease agreement in the amount of \$96,464, which was reported in capital outlay and other financing sources.

**JACKSON-MILTON LOCAL SCHOOL DISTRICT
MAHONING COUNTY, OHIO**

MANAGEMENT'S DISCUSSION AND ANALYSIS
FOR THE FISCAL YEAR ENDED JUNE 30, 2021
UNAUDITED

The table that follows assists in illustrating the financial activities and fund balance of the general fund.

	2021 <u>Amount</u>	2020 <u>Amount</u>	<u>Change</u>	Percentage <u>Change</u>
<u>Revenues</u>				
Property taxes	\$ 6,042,841	\$ 5,928,830	\$ 114,011	1.92 %
Tuition and fees	1,334,824	1,357,184	(22,360)	(1.65) %
Investment earnings	9,716	95,551	(85,835)	(89.83) %
Intergovernmental	2,906,848	2,938,978	(32,130)	(1.09) %
Other revenues	<u>142,313</u>	<u>75,402</u>	<u>66,911</u>	88.74 %
Total	<u>\$ 10,436,542</u>	<u>\$ 10,395,945</u>	<u>\$ 40,597</u>	0.39 %
<u>Expenditures</u>				
Instruction	\$ 5,881,668	\$ 5,714,648	\$ 167,020	2.92 %
Support services	2,563,384	3,170,371	(606,987)	(19.15) %
Non-instructional services	2,972	9,511	(6,539)	(68.75) %
Extracurricular activities	327,029	305,534	21,495	7.04 %
Capital outlay	96,464	-	96,464	100.00 %
Debt service	<u>21,936</u>	<u>21,936</u>	<u>-</u>	-
Total	<u>\$ 8,893,453</u>	<u>\$ 9,222,000</u>	<u>\$ (328,547)</u>	(3.56) %

Permanent Improvement Fund

The District's permanent improvement fund had \$1,405,307 in revenues and \$1,201,334 in expenditures. During fiscal year 2021, the permanent improvement fund's fund balance increased \$203,973 from a balance of \$51,762 to a balance of \$255,735. This increase in fund balance was primarily due to an increase in the District's assessed valuation. This resulted in a corresponding increase in property tax revenues.

General Fund Budgeting Highlights

The District's budget is prepared according to Ohio law and is based on accounting for certain transactions on a basis of cash receipts, disbursements and encumbrances. The most significant budgeted fund is the general fund.

During the course of fiscal year 2021, the District amended its general fund budget several times. For the general fund, original budgeted revenues and other financing sources were \$8,458,247 and final budgeted revenues and other financing sources were \$9,224,129. Final budgeted revenues and other financing sources were increased \$765,882 from the original budgeted revenues and other financing sources. This increase was due to two reasons. First of all, the District budgeted conservatively at the beginning of fiscal year 2021 as there was significant uncertainty about funding levels related to the State Foundation Program due to the pandemic. Also, the District assessed valuation was increased by the County Auditor, which resulted in an increase in property tax revenues for the second half of fiscal year 2021. Actual revenues and other financing sources for fiscal year 2021 were \$9,224,576. This is an increase of \$447 over the final budgeted revenues.

General fund original appropriations (appropriated expenditures including other financing uses) of \$8,461,208 were decreased to \$7,945,251 in the final appropriations. The actual budget basis expenditures and other financing uses for fiscal year 2021 totaled \$7,945,251, which was equal to the final budget appropriations.

**JACKSON-MILTON LOCAL SCHOOL DISTRICT
MAHONING COUNTY, OHIO**

MANAGEMENT'S DISCUSSION AND ANALYSIS
FOR THE FISCAL YEAR ENDED JUNE 30, 2021
UNAUDITED

Capital Assets and Debt Administration

Capital Assets

At the end of fiscal year 2021, the District had \$14,546,097 invested in land, land improvements, buildings and improvements, furniture and equipment, and vehicles. This entire amount is reported in governmental activities. The following table shows June 30, 2021 balances compared to June 30, 2020:

**Capital Assets at June 30
(Net of Depreciation)**

	Governmental Activities	
	2021	2020
Land	\$ 346,831	\$ 346,831
Land improvements	673,754	781,900
Building and improvements	12,727,902	13,218,016
Furniture and equipment	351,455	299,058
Vehicles	446,155	545,029
Total	\$ 14,546,097	\$ 15,190,834

The overall decrease in capital assets of \$644,737 is due to depreciation expense of \$780,279 exceeding capital outlay of \$135,542 in the fiscal year.

See Note 8 to the basic financial statements for additional information on the District's capital assets.

Debt Administration

At June 30, 2021, the District had \$11,492,352 in refunding certificates of participation and capital leases outstanding. Of this total, \$633,232 is due within one year and \$10,859,120 is due in more than one year.

The following table summarizes the long-term debt outstanding.

Outstanding Debt, at Year End

	Governmental Activities	Governmental Activities
	2021	2020
Refunding certificates of participation	\$ 11,410,000	\$ 12,015,000
Capital leases	82,352	3,634
Lease purchase agreement	-	80,660
Total	\$ 11,492,352	\$ 12,099,294

See Note 10 to the basic financial statements for additional information on the District's debt administration.

**JACKSON-MILTON LOCAL SCHOOL DISTRICT
MAHONING COUNTY, OHIO**

**MANAGEMENT'S DISCUSSION AND ANALYSIS
FOR THE FISCAL YEAR ENDED JUNE 30, 2021
UNAUDITED**

Current Financial Related Activities

The District faces many challenges in the future. The District relies heavily upon State support for revenue. With the implementation of HB110 the District will need to study how the change in open enrollment funding will affect the five-year forecast. For the first two years of the State budget schools will be held harmless against any reduction in revenue. The District will continue asking taxpayers to renew tax levies in addition to asking for new tax levies if open enrollment guarantee payments are discontinued after the current budget. The District is also on a guarantee funding formula based on the prior year total State support. With ESSER funding, the District is operating efficiently and with positive cash balances. From reductions and through attrition, the District is hoping to correct deficit spending that may occur. A five-year emergency levy renewal for 1.7 mills was approved on the November 2019 ballot generating \$383,088 per year. A five-year renewal levy of 4.9 mills generating \$988,485 was approved in November 2017.

The District completed its building project in September 2009. A new 7-12 facility was approved by the Board of Education and will be paid for by re-allocating 3.85 inside mills for permanent improvement. These mills combined with existing permanent improvement dollars allowed the district to borrow the funds needed for the project. Approximately \$16 million was spent on this building and the loan will be paid-off June 1, 2036. The building was designed to meet OSFC guidelines for reimbursement in future years.

The last challenge facing the District is the future of State funding. The State of Ohio was found by the Ohio Supreme Court in March 1997 to be operating an unconstitutional educational system, one that was neither "adequate" nor "equitable". Since 1997, the State has directed its tax revenue growth toward school districts with little property tax wealth. On December 11, 2002, the Ohio Supreme Court issued its latest opinion regarding the State's school funding plan. The decision reaffirmed earlier decisions that Ohio's current school-funding plan is unconstitutional. At this time, the District is unable to determine what effect, if any, this decision will have on its future State funding and on its financial operations.

The District has been adversely affected by open enrollment and community school education options. In response, the Board of Education declared the District open to every district in the State. This move has softened the financial blow and the District continues to gain more open enrollment students each year.

The District's system of budgeting and internal controls is well regarded. All of the District's financial abilities will be needed to meet the financial challenges of the future.

Contacting the District's Financial Management

This financial report is designed to provide our citizens taxpayers, and investors and creditors with a general overview of the District's finances and to show the Districts accountability for the money it receives. If you have questions about this report or need additional financial information contact Mr. John C. Zinger, Treasurer, Jackson-Milton Local School District, 13910 Mahoning Avenue, North Jackson, Ohio 44451.

THIS PAGE IS INTENTIONALLY LEFT BLANK

**JACKSON-MILTON LOCAL SCHOOL DISTRICT
MAHONING COUNTY, OHIO**

STATEMENT OF NET POSITION
JUNE 30, 2021

	Governmental Activities
Assets:	
Equity in pooled cash and cash equivalents	\$ 7,383,564
Receivables:	
Property taxes	8,250,310
Accounts	2,439
Intergovernmental	684,344
Prepayments	27,311
Inventory held for resale	2,512
Net OPEB asset	560,585
Capital assets:	
Nondepreciable capital assets	346,831
Depreciable capital assets, net	14,199,266
Capital assets, net	14,546,097
Total assets	31,457,162
Deferred outflows of resources:	
Unamortized deferred charges on debt refunding	320,479
Pension	1,815,739
OPEB	274,674
Total deferred outflows of resources	2,410,892
Liabilities:	
Accounts payable	46,307
Accrued wages and benefits payable	923,579
Intergovernmental payable	165,012
Accrued interest payable	30,014
Long-term liabilities:	
Due within one year	725,472
Due in more than one year:	
Net pension liability	10,197,676
Net OPEB liability	845,011
Other amounts due in more than one year	11,949,395
Total liabilities	24,882,466
Deferred inflows of resources:	
Property taxes levied for the next fiscal year	7,539,323
Pension	167,803
OPEB	1,154,253
Total deferred inflows of resources	8,861,379
Net position:	
Net investment in capital assets	2,765,980
Restricted for:	
Capital projects	333,490
State funded programs	348,451
Federally funded programs	7,994
Food service operations	42,023
Student activities	46,907
Other purposes	7,915
Unrestricted (deficit)	(3,428,551)
Total net position	\$ 124,209

SEE ACCOMPANYING NOTES TO THE BASIC FINANCIAL STATEMENTS

**JACKSON-MILTON LOCAL SCHOOL DISTRICT
MAHONING COUNTY, OHIO**

STATEMENT OF ACTIVITIES
FOR THE FISCAL YEAR ENDED JUNE 30, 2021

		Program Revenues		Net (Expense) Revenue and Changes in Net Position
	Expenses	Charges for Services and Sales	Operating Grants and Contributions	Governmental Activities
Governmental activities:				
Instruction:				
Regular	\$ 5,053,846	\$ 1,144,928	\$ 366,166	\$ (3,542,752)
Special	1,898,705	184,765	537,903	(1,176,037)
Vocational	75,058	5,131	6,802	(63,125)
Support services:				
Pupil	453,455	-	199,936	(253,519)
Instructional staff	230,048	-	31,769	(198,279)
Board of education	65,211	-	-	(65,211)
Administration	779,052	-	77,230	(701,822)
Fiscal	499,589	-	-	(499,589)
Operations and maintenance	1,008,668	260	293,857	(714,551)
Pupil transportation	704,637	-	218,349	(486,288)
Central	75,460	-	-	(75,460)
Operation of non-instructional services:				
Food service operations	397,854	43,724	373,046	18,916
Other non-instructional services	2,972	2,101	-	(871)
Extracurricular activities	521,579	61,655	13,456	(446,468)
Interest and fiscal charges	376,827	-	-	(376,827)
Totals	\$ 12,142,961	\$ 1,442,564	\$ 2,118,514	(8,581,883)
General revenues:				
Property taxes levied for:				
General purposes				6,047,224
Capital outlay				1,270,857
Grants and entitlements not restricted to specific programs				2,861,975
Investment earnings				9,716
Miscellaneous				138,095
Total general revenues				10,327,867
Change in net position				1,745,984
Net position (deficit) at beginning of year				(1,621,775)
Net position at end of year				\$ 124,209

SEE ACCOMPANYING NOTES TO THE BASIC FINANCIAL STATEMENTS

**JACKSON-MILTON LOCAL SCHOOL DISTRICT
MAHONING COUNTY, OHIO**

BALANCE SHEET
GOVERNMENTAL FUNDS
JUNE 30, 2021

	<u>General</u>	<u>Permanent Improvement</u>	<u>Nonmajor Governmental Funds</u>	<u>Total Governmental Funds</u>
Assets:				
Equity in pooled cash and cash equivalents	\$ 6,671,608	\$ 240,310	\$ 471,646	\$ 7,383,564
Receivables:				
Property taxes	6,811,559	1,438,751	-	8,250,310
Accounts	2,066	-	373	2,439
Interfund loans	601,997	-	-	601,997
Intergovernmental	9,090	-	675,254	684,344
Prepayments	27,311	-	-	27,311
Inventory held for resale	-	-	2,512	2,512
Total assets	<u>\$ 14,123,631</u>	<u>\$ 1,679,061</u>	<u>\$ 1,149,785</u>	<u>\$ 16,952,477</u>
Liabilities:				
Accounts payable	\$ 42,763	\$ -	\$ 3,544	\$ 46,307
Accrued wages and benefits payable	860,483	-	63,096	923,579
Compensated absences payable	15,908	-	-	15,908
Intergovernmental payable	158,210	-	6,802	165,012
Interfund loans payable	-	-	601,997	601,997
Total liabilities	<u>1,077,364</u>	<u>-</u>	<u>675,439</u>	<u>1,752,803</u>
Deferred inflows of resources:				
Property taxes levied for the next fiscal year	6,223,766	1,315,557	-	7,539,323
Delinquent property tax revenue not available	514,818	107,769	-	622,587
Intergovernmental revenue not available	519	-	28,912	29,431
Miscellaneous revenue not available	2,888	-	-	2,888
Total deferred inflows of resources	<u>6,741,991</u>	<u>1,423,326</u>	<u>28,912</u>	<u>8,194,229</u>
Fund balances:				
Nonspendable:				
Prepays	27,311	-	-	27,311
Restricted:				
Capital improvements	-	255,735	-	255,735
Food service operations	-	-	54,015	54,015
State funded programs	-	-	348,451	348,451
Federally funded programs	-	-	330	330
Extracurricular	-	-	46,907	46,907
Other purposes	-	-	7,915	7,915
Assigned:				
Student and staff support	5,463	-	-	5,463
School supplies	30,719	-	-	30,719
Other purposes	1,681	-	-	1,681
Unassigned (deficit)	6,239,102	-	(12,184)	6,226,918
Total fund balances	<u>6,304,276</u>	<u>255,735</u>	<u>445,434</u>	<u>7,005,445</u>
Total liabilities, deferred inflows and fund balances	<u>\$ 14,123,631</u>	<u>\$ 1,679,061</u>	<u>\$ 1,149,785</u>	<u>\$ 16,952,477</u>

SEE ACCOMPANYING NOTES TO THE BASIC FINANCIAL STATEMENTS

**JACKSON-MILTON LOCAL SCHOOL DISTRICT
MAHONING COUNTY, OHIO**

RECONCILIATION OF TOTAL GOVERNMENTAL FUND BALANCES TO
NET POSITION OF GOVERNMENTAL ACTIVITIES
JUNE 30, 2021

Total governmental fund balances		\$ 7,005,445
<i>Amounts reported for governmental activities on the statement of net position are different because:</i>		
Capital assets used in governmental activities are not financial resources and therefore are not reported in the funds.		14,546,097
Other long-term assets are not available to pay for current-period expenditures and therefore are deferred inflows in the funds.		
Property taxes receivable	\$ 622,587	
Intergovernmental receivable	32,319	
Total		654,906
Unamortized premiums on bonds issued are not recognized in the funds.		(608,244)
Unamortized amounts on refundings are not recognized in the funds.		320,479
Accrued interest payable is not due and payable in the current period and therefore is not reported in the funds.		(30,014)
The net pension/OPEB assets & liabilities are not due and payable in the current period; therefore, the assets, liabilities and related deferred inflows/ outflows are not reported in governmental funds.		
Deferred outflows - pension	1,815,739	
Deferred inflows - pension	(167,803)	
Net pension liability	(10,197,676)	
Deferred outflows - OPEB	274,674	
Deferred inflows - OPEB	(1,154,253)	
Net OPEB asset	560,585	
Net OPEB liability	(845,011)	
Total		(9,713,745)
Long-term liabilities, including bonds payable, are not due and payable in the current period and therefore are not reported in the funds.		
Refunding certificates of participation	(11,410,000)	
Capital lease obligations	(82,352)	
Compensated absences	(558,363)	
Total		(12,050,715)
Net position of governmental activities		\$ 124,209

SEE ACCOMPANYING NOTES TO THE BASIC FINANCIAL STATEMENTS

**JACKSON-MILTON LOCAL SCHOOL DISTRICT
MAHONING COUNTY, OHIO**

STATEMENT OF REVENUES, EXPENDITURES AND CHANGES IN FUND BALANCES
GOVERNMENTAL FUNDS
FOR THE FISCAL YEAR ENDED JUNE 30, 2021

	<u>General</u>	<u>Permanent Improvement</u>	<u>Nonmajor Governmental Funds</u>	<u>Total Governmental Funds</u>
Revenues:				
Property taxes	\$ 6,042,841	\$ 1,268,537	\$ -	\$ 7,311,378
Intergovernmental	2,906,848	136,770	1,899,179	4,942,797
Investment earnings	9,716	-	-	9,716
Tuition and fees	1,334,824	-	-	1,334,824
Extracurricular	1,857	-	59,798	61,655
Rental income	260	-	-	260
Charges for services	2,101	-	43,724	45,825
Contributions and donations	1,870	-	17,434	19,304
Miscellaneous	136,225	-	7,097	143,322
Total revenues	<u>10,436,542</u>	<u>1,405,307</u>	<u>2,027,232</u>	<u>13,869,081</u>
Expenditures:				
Current:				
Instruction:				
Regular	4,400,599	-	218,376	4,618,975
Special	1,412,612	-	357,230	1,769,842
Vocational	68,457	-	-	68,457
Support services:				
Pupil	298,541	-	110,479	409,020
Instructional staff	176,649	-	31,769	208,418
Board of education	63,486	-	-	63,486
Administration	610,129	-	77,230	687,359
Fiscal	430,987	21,745	-	452,732
Operations and maintenance	565,938	65,885	289,756	921,579
Pupil transportation	347,553	13,867	208,018	569,438
Central	70,101	-	-	70,101
Operation of non-instructional services:				
Food service operations	-	-	365,061	365,061
Other non-instructional services	2,972	-	-	2,972
Extracurricular activities	327,029	-	116,586	443,615
Facilities acquisition and construction	-	20,960	47,359	68,319
Capital outlay	96,464	-	-	96,464
Debt service:				
Principal retirement	17,746	685,660	-	703,406
Interest and fiscal charges	4,190	393,217	-	397,407
Total expenditures	<u>8,893,453</u>	<u>1,201,334</u>	<u>1,821,864</u>	<u>11,916,651</u>
Excess of revenues over expenditures	<u>1,543,089</u>	<u>203,973</u>	<u>205,368</u>	<u>1,952,430</u>
Other financing sources (uses):				
Transfers in	-	-	30,364	30,364
Transfers (out)	(30,364)	-	-	(30,364)
Capital lease transaction	96,464	-	-	96,464
Total other financing sources (uses)	<u>66,100</u>	<u>-</u>	<u>30,364</u>	<u>96,464</u>
Net change in fund balances	1,609,189	203,973	235,732	2,048,894
Fund balances at beginning of year	<u>4,695,087</u>	<u>51,762</u>	<u>209,702</u>	<u>4,956,551</u>
Fund balances at end of year	<u>\$ 6,304,276</u>	<u>\$ 255,735</u>	<u>\$ 445,434</u>	<u>\$ 7,005,445</u>

SEE ACCOMPANYING NOTES TO THE BASIC FINANCIAL STATEMENTS

**JACKSON-MILTON LOCAL SCHOOL DISTRICT
MAHONING COUNTY, OHIO**

RECONCILIATION OF THE STATEMENT OF REVENUES, EXPENDITURES
AND CHANGES IN FUND BALANCES OF GOVERNMENTAL FUNDS
TO THE STATEMENT OF ACTIVITIES
FOR THE FISCAL YEAR ENDED JUNE 30, 2021

Net change in fund balances - total governmental funds		\$ 2,048,894
<i>Amounts reported for governmental activities in the statement of activities are different because:</i>		
Governmental funds report capital outlays as expenditures. However, in the statement of activities, the cost of those assets is allocated over their estimated useful lives as depreciation expense.		
Capital asset additions	\$ 135,542	
Current year depreciation	(780,279)	
Total		(644,737)
Revenues in the statement of activities that do not provide current financial resources are not reported as revenues in the funds.		
Property taxes	6,703	
Intergovernmental	13,161	
Miscellaneous	2,888	
Total		22,752
Repayment of debt principal is an expenditure in the governmental funds, but the repayment reduces long-term liabilities on the statement of net position.		
		703,406
Capital lease transactions are recorded as other financing sources in the funds; however, in the statement of activities, they are not reported as other financing sources as they increase liabilities on the statement of net position.		
		(96,464)
In the statement of activities, interest is accrued on outstanding debt, whereas in governmental funds, an interest expenditure is reported when due. The following items resulted in additional interest being reported in the statement of activities:		
(Increase) decrease in accrued interest payable	2,254	
Amortization of bond premiums	39,456	
Amortization of deferred charges	(21,130)	
Total		20,580
Contractually required contributions are reported as expenditures in governmental funds; however, the statement of net position reports these amounts as deferred outflows.		
Pension	750,444	
OPEB	24,463	
Total		774,907
Except for amounts reported as deferred inflows/outflows, changes in the net pension/OPEB liability/asset are reported as pension/OPEB expense in the statement of activities.		
Pension	(1,140,310)	
OPEB	47,842	
Total		(1,092,468)
Some expenses reported in the statement of activities, such as compensated absences, do not require the use of current financial resources and therefore are not reported as expenditures in governmental funds.		
		9,114
Change in net position of governmental activities		\$ 1,745,984

SEE ACCOMPANYING NOTES TO THE BASIC FINANCIAL STATEMENTS

**JACKSON-MILTON LOCAL SCHOOL DISTRICT
MAHONING COUNTY, OHIO**

STATEMENT OF REVENUES, EXPENDITURES AND CHANGES IN
FUND BALANCE - BUDGET AND ACTUAL (NON-GAAP BUDGETARY BASIS)
GENERAL FUND
FOR THE FISCAL YEAR ENDED JUNE 30, 2021

	<u>Budgeted Amounts</u>			Variance with Final Budget Positive (Negative)
	<u>Original</u>	<u>Final</u>	<u>Actual</u>	
Revenues:				
Property taxes	\$ 4,458,495	\$ 4,862,205	\$ 4,862,205	\$ -
Intergovernmental	2,651,786	2,891,901	2,891,901	-
Investment earnings	8,499	9,269	9,716	447
Tuition and fees	1,210,588	1,320,205	1,320,205	-
Rental income	101	110	110	-
Miscellaneous	121,101	132,067	132,067	-
Total revenues	<u>8,450,570</u>	<u>9,215,757</u>	<u>9,216,204</u>	<u>447</u>
Expenditures:				
Current:				
Instruction:				
Regular	3,327,897	3,073,115	3,073,115	-
Special	1,427,321	1,423,761	1,423,761	-
Vocational	63,797	55,212	55,212	-
Support services:				
Pupil	331,133	317,362	317,362	-
Instructional staff	205,908	189,714	189,714	-
Board of education	126,289	60,147	60,147	-
Administration	737,983	711,741	711,741	-
Fiscal	421,974	417,067	417,067	-
Operations and maintenance	807,888	763,724	763,724	-
Pupil transportation	620,090	522,466	522,466	-
Central	16,428	15,131	15,131	-
Extracurricular activities	299,500	310,447	310,447	-
Total expenditures	<u>8,386,208</u>	<u>7,859,887</u>	<u>7,859,887</u>	<u>-</u>
Excess of revenues over expenditures	<u>64,362</u>	<u>1,355,870</u>	<u>1,356,317</u>	<u>447</u>
Other financing sources (uses):				
Refund of prior year's expenditures	7,662	8,356	8,356	-
Transfers (out)	(75,000)	(85,364)	(85,364)	-
Sale of capital assets	15	16	16	-
Total other financing sources (uses)	<u>(67,323)</u>	<u>(76,992)</u>	<u>(76,992)</u>	<u>-</u>
Net change in fund balance	(2,961)	1,278,878	1,279,325	447
Fund balance at beginning of year	<u>5,355,098</u>	<u>5,355,098</u>	<u>5,355,098</u>	<u>-</u>
Fund balance at end of year	<u>\$ 5,352,137</u>	<u>\$ 6,633,976</u>	<u>\$ 6,634,423</u>	<u>\$ 447</u>

SEE ACCOMPANYING NOTES TO THE BASIC FINANCIAL STATEMENTS

THIS PAGE IS INTENTIONALLY LEFT BLANK

**JACKSON-MILTON LOCAL SCHOOL DISTRICT
MAHONING COUNTY, OHIO**

NOTES TO THE BASIC FINANCIAL STATEMENTS
FOR THE FISCAL YEAR ENDED JUNE 30, 2021

NOTE 1 - DESCRIPTION OF THE SCHOOL DISTRICT

The Jackson-Milton Local School District (the “District”) is a body politic and corporate established for the purpose of exercising the rights and privileges conveyed to it by the constitution and laws of the State of Ohio. The District is a local district as defined by Section 3311.03 of the Ohio Revised Code. The District operates under an elected Board of Education and is responsible for providing public education to residents of the District.

Average daily membership for fiscal year 2021 was 724 students. The District employs 63 certified employees and 50 non-certified employees.

Management believes the financial statements included in this report represent all of the funds of the District over which the District has the ability to exercise direct operating control.

NOTE 2 - SUMMARY OF SIGNIFICANT ACCOUNTING POLICIES

The basic financial statements of the District have been prepared in conformity with accounting principles generally accepted in the United States of America (GAAP) as applied to governmental units. The Governmental Accounting Standards Board (GASB) is the accepted standard-setting body for establishing governmental accounting and financial reporting principles. The District’s significant accounting policies are described below.

A. Reporting Entity

The reporting entity has been defined in accordance with GASB Statement No. 14, “The Financial Reporting Entity” as amended by GASB Statement No. 39, “Determining Whether Certain Organizations Are Component Units” and GASB Statement No. 61, “The Financial Reporting Entity: Omnibus an amendment of GASB Statements No. 14 and No. 34”. The reporting entity is composed of the primary government and component units. The primary government consists of all funds, departments, boards and agencies that are not legally separate from the District. For the District, this includes general operations, food service, and student related activities of the District.

Component units are legally separate organizations for which the District is financially accountable. The District is financially accountable for an organization if the District appoints a voting majority of the organization’s Governing Board and (1) the District is able to significantly influence the programs or services performed or provided by the organization; or (2) the District is legally entitled to or can otherwise access the organization’s resources; or (3) the District is legally obligated or has otherwise assumed the responsibility to finance the deficits of, or provide financial support to, the organization; or (4) the District is obligated for the debt of the organization. Component units may also include organizations that are fiscally dependent on the District in that the District approves the budget, the issuance of debt or the levying of taxes. Certain organizations are also included as component units if the nature and significance of the relationship between the primary government and the organization is such that exclusion by the primary government would render the primary government’s financial statements incomplete or misleading. Based upon the application of these criteria, the District has no component units. The basic financial statements of the reporting entity include only those of the District (the primary government).

**JACKSON-MILTON LOCAL SCHOOL DISTRICT
MAHONING COUNTY, OHIO**

NOTES TO THE BASIC FINANCIAL STATEMENTS
FOR THE FISCAL YEAR ENDED JUNE 30, 2021

NOTE 2 - SUMMARY OF SIGNIFICANT ACCOUNTING POLICIES - (Continued)

The following organizations are described due to their relationship to the District:

JOINTLY GOVERNED ORGANIZATIONS

Area Cooperative Computerized Educational Service System

The District is a member of the Area Cooperative Computerized Educational Service System (ACCESS), a not-for-profit computer service, jointly governed organization which provides computer services to the school districts within the boundaries of Mahoning and Columbiana Counties. Each District's superintendent serves as a representative on the Board which consists of 26 school districts in Columbiana and Mahoning County, two educational service centers, 20 non-public schools and two Special Education Regional Resource Centers. However, the degree of control exercised by any participating school district is limited to its representation on the Board.

Mahoning County Career & Technical Center

The Mahoning County Career & Technical Center is a distinct political subdivision of the State of Ohio operated under the direction of a Board consisting of representatives from the participating school districts' elected boards, which possess its own budgeting and taxing authority. To obtain financial information, write to the Treasurer of the Career & Technical Center, at 7300 North Palmyra Road, Canfield, Ohio 44406.

PUBLIC ENTITY RISK POOLS

Workers' Compensation Group Rating Plan

The District participates in a Workers' Compensation Group Rating Plan (GRP) administered by Sheakley UniServe, Inc. The intent of the GRP is to achieve the benefit of a reduced premium for the District by virtue of its grouping and representation with other participants in the GRP. The District pays a fee to the GRP to cover the costs of administering the program.

Mahoning County School Employees Insurance Consortium

The Mahoning County School Employees Insurance Consortium is a shared risk pool comprised of fourteen Mahoning County School Districts. The Consortium is governed by an assembly which consists of one representative from each participating School District (usually the superintendent or a designee). The assembly elects officers for one year terms to serve as the Board of Directors. The assembly exercises controls over the operations of the Consortium. All Consortium revenues are generated from charges for services and remitted to the fiscal agent, Springfield Local School District. The fiscal agent will then remit the charges for services to Medical Mutual of Ohio (MMO), who acts in the capacity of a third-party administrator (TPA) for claims processing.

B. Fund Accounting

The District uses funds to maintain its financial records during the year. A fund is defined as a fiscal and accounting entity with a self balancing set of accounts. There are three categories of funds: governmental, proprietary and fiduciary. The District maintains one category of funds: governmental.

GOVERNMENTAL FUNDS

Governmental funds are those through which most governmental functions typically are financed. Governmental fund reporting focuses on the sources, uses and balances of current financial resources. Expendable assets are assigned to the various governmental funds according to the purposes for which they may or must be used. Current liabilities are assigned to the fund from which they will be paid. The difference between governmental fund assets plus deferred outflows of resources and liabilities plus deferred inflows of resources is reported as fund balance.

**JACKSON-MILTON LOCAL SCHOOL DISTRICT
MAHONING COUNTY, OHIO**

NOTES TO THE BASIC FINANCIAL STATEMENTS
FOR THE FISCAL YEAR ENDED JUNE 30, 2021

NOTE 2 - SUMMARY OF SIGNIFICANT ACCOUNTING POLICIES - (Continued)

The following are the District's major governmental funds:

General fund - The general fund is used to account for and report all financial resources not accounted for and reported in another fund. The general fund balance is available for any purpose provided it is expended or transferred according to the general laws of Ohio.

Permanent improvement fund - A capital projects fund used to account for all transactions related to the acquisition, construction, or improvement of capital facilities.

Other governmental funds of the District are used to account for specific revenue sources that are restricted or committed to an expenditure for specified purposes other than debt service or capital projects.

C. Basis of Presentation and Measurement Focus

Government-Wide Financial Statements - The statement of net position and the statement of activities display information about the District as a whole. These statements include the financial activities of the primary government, except for fiduciary funds.

The government-wide statement of activities presents a comparison between direct expenses and program revenues for each function or program of the governmental activities of the District. Direct expenses are those that are specifically associated with a service, program or department and therefore clearly identifiable to a particular function. Program revenues include amounts paid by the recipient of goods or services offered by the program and grants and contributions that are restricted to meeting the operational or capital requirements of a particular program. Revenues not classified as program revenues are presented as general revenues of the District.

The government-wide financial statements are prepared using the economic resources measurement focus. All assets, deferred outflows of resources, liabilities and deferred inflows of resources associated with the operation of the District are included on the statement of net position.

Fund Financial Statements - Fund financial statements report detailed information about the District. The focus of governmental fund financial statements is on major funds rather than reporting funds by type. Each major fund is presented in a separate column, and all nonmajor funds are aggregated into one column.

All governmental funds are accounted for using a flow of current financial resources measurement focus. With this measurement focus, only current assets, current deferred outflow of resources, current liabilities and current deferred inflows of resources generally are included on the balance sheet. The statement of revenues, expenditures and changes in fund balances reports on the sources (i.e., revenues and other financing sources) and uses (i.e., expenditures and other financing uses) of current financial resources. This approach differs from the manner in which the governmental activities of the government-wide financial statements are prepared. Governmental fund financial statements therefore include a reconciliation with brief explanations to better identify the relationship between the government-wide statements and the statements for governmental funds.

D. Basis of Accounting

Basis of accounting determines when transactions are recorded in the financial records and reported on the financial statements. Government-wide financial statements are prepared using the accrual basis of accounting. Governmental funds use the modified accrual basis of accounting.

**JACKSON-MILTON LOCAL SCHOOL DISTRICT
MAHONING COUNTY, OHIO**

NOTES TO THE BASIC FINANCIAL STATEMENTS
FOR THE FISCAL YEAR ENDED JUNE 30, 2021

NOTE 2 - SUMMARY OF SIGNIFICANT ACCOUNTING POLICIES - (Continued)

Revenues - Exchange and Nonexchange Transactions - Revenues resulting from exchange transactions, in which each party gives and receives essentially equal value, are recorded on the accrual basis when the exchange takes place. On a modified accrual basis, revenue is recorded in the fiscal year in which the resources are measurable and become available. Available means that the resources will be collected within the current fiscal year or are expected to be collected soon enough thereafter to be used to pay liabilities of the current fiscal year. For the District, available means expected to be received within sixty days of fiscal year end.

Nonexchange transactions, in which the District receives value without directly giving equal value in return, include property taxes, grants, entitlements and donations. On an accrual basis, revenue from property taxes is recognized in the fiscal year for which the taxes are levied (See Note 6).

Revenue from grants, entitlements and donations is recognized in the fiscal year in which all eligibility requirements have been satisfied. Eligibility requirements include timing requirements, which specify the year when the resources are required to be used or the fiscal year when use is first permitted, matching requirements, in which the District must provide local resources to be used for a specified purpose, and expenditure requirements, in which the resources are provided to the District on a reimbursement basis. On a modified accrual basis, revenue from nonexchange transactions must also be available before it can be recognized.

Under the modified accrual basis, the following revenue sources are considered to be both measurable and available at fiscal year end: property taxes available as an advance, interest, tuition, grants, student fees and rentals.

Deferred Outflows of Resources and Deferred Inflows of Resources - In addition to assets, the government-wide statement of net position will report a separate section for deferred outflows of resources. Deferred outflows of resources, represents a consumption of net position that applies to a future period and will not be recognized as an outflow of resources (expense/expenditure) until then. For the District, See Notes 12 and 13 for deferred outflows of resources related the District's net pension liability and net OPEB liability/asset, respectively. In addition, deferred outflows of resources include a deferred charge on debt refunding. A deferred charge on refunding results from the difference in the carrying value of refunded debt and its reacquisition price. This amount is deferred and amortized over the shorter of the life of the refunded or refunding debt.

In addition to liabilities, both the government-wide statement of net position and the governmental fund financial statements report a separate section for deferred inflows of resources. Deferred inflows of resources represent an acquisition of net position that applies to a future period and will not be recognized as an inflow of resources (revenue) until that time. For the District, deferred inflows of resources include property taxes and unavailable revenue. Property taxes represent amounts for which there is an enforceable legal claim as of June 30, 2021, but which were levied to finance fiscal year 2022 operations. These amounts have been recorded as a deferred inflow of resources on both the government-wide statement of net position and the governmental fund financial statements. Unavailable revenue is reported only on the governmental funds balance sheet, and represents receivables which will not be collected within the available period. For the District unavailable revenue includes, but is not limited to, delinquent property taxes and intergovernmental grants. These amounts are deferred and recognized as an inflow of resources in the period the amounts become available.

See Notes 12 and 13 for deferred inflows of resources related to the District's net pension liability and net OPEB liability/asset, respectively. This deferred inflow of resources is only reported on the government-wide statement of net position.

Expenses/Expenditures - On the accrual basis of accounting, expenses are recognized at the time they are incurred. The entitlement value of donated commodities used during the year is reported in the statement of revenues, expenditures and changes in fund balances as an expenditure with a like amount reported as intergovernmental revenue.

**JACKSON-MILTON LOCAL SCHOOL DISTRICT
MAHONING COUNTY, OHIO**

**NOTES TO THE BASIC FINANCIAL STATEMENTS
FOR THE FISCAL YEAR ENDED JUNE 30, 2021**

NOTE 2 - SUMMARY OF SIGNIFICANT ACCOUNTING POLICIES - (Continued)

The measurement focus of governmental fund accounting is on decreases in net financial resources (expenditures) rather than expenses. Expenditures are generally recognized in the accounting period in which the related fund liability is incurred, if measurable. Allocations of cost, such as depreciation and amortization, are not recognized in governmental funds.

E. Budgets

The District is required by State statute to adopt an annual appropriated cash basis budget for all funds. The specific timetable for fiscal year 2021 is as follows:

1. Prior to January 15, the Superintendent and Treasurer submit to the Board of Education a proposed operating budget for the fiscal year commencing the following July 1. The budget includes proposed expenditures and the means of financing for all funds. Public hearings are publicized and conducted to obtain taxpayers' comments. The purpose of this budget document is to reflect the need for existing (or increased) tax rates.
2. By no later than January 20, the Board-adopted budget is filed with the Mahoning County Budget Commission for tax rate determination.
3. Prior to April 1, the Board of Education accepts, by formal resolution, the tax rates as determined by the Budget Commission and receives the Commission's certificate of estimated resources which states the projected revenue of each fund. Prior to July 1, the District must revise its budget so that total contemplated expenditures from any fund during the ensuing year will not exceed the amount stated in the certificate of estimated resources. The revised budget then serves as a basis for the appropriation measure. On or about July 1, the certificate of estimated resources is amended to include any unencumbered balances from the preceding year as reported by the District Treasurer. The certificate of estimated resources may be further amended during the year if projected increases or decreases in revenue are identified by the District Treasurer. The budget figures, as shown in the accompanying budgetary statements reflect the amounts set forth in the original and final amended official certificates of estimated resources issued for fiscal year 2021.
4. By July 1, the annual appropriation resolution is legally enacted by the Board of Education at the fund level of expenditures, which is the legal level of budgetary control. State statute permits a temporary appropriation to be effective until no later than October 1 of each year. Resolution appropriations by fund must be within the estimated resources as certified by the County Budget Commission and the total of expenditures and encumbrances may not exceed the appropriation totals.
5. Any revisions that alter the total of any fund appropriation must be approved by the Board of Education.
6. Formal budgetary integration is employed as a management control device during the year for all funds consistent with the general obligation bond indenture and other statutory provisions. All funds completed the year within the amount of their legally authorized cash basis appropriation.
7. Appropriation amounts are as originally adopted, or as amended by the Board of Education through the year by supplemental appropriations, which either reallocated or increased the original appropriated amounts. All supplemental appropriations were legally enacted by the Board prior to June 30, 2021. The budget figures, as shown in the accompanying budgetary statements reflect the original and final appropriation amounts including all amendments and modifications.
8. Unencumbered appropriations lapse at year end. Encumbered appropriations are carried forward to the succeeding fiscal year and need not be reappropriated. Expenditures plus encumbrances may not legally exceed budgeted appropriations at the fund level.

**JACKSON-MILTON LOCAL SCHOOL DISTRICT
MAHONING COUNTY, OHIO**

**NOTES TO THE BASIC FINANCIAL STATEMENTS
FOR THE FISCAL YEAR ENDED JUNE 30, 2021**

NOTE 2 - SUMMARY OF SIGNIFICANT ACCOUNTING POLICIES - (Continued)

F. Cash and Investments

To improve cash management, cash received by the District is pooled in a central bank account. Monies for all funds are maintained in this pool. Individual fund integrity is maintained through the District's records. Each fund's interest in the pool is presented as "equity in pooled cash and cash equivalents" on the basic financial statements.

During fiscal year 2021, the District invested in STAR Ohio. STAR Ohio (the State Treasury Asset Reserve of Ohio), is an investment pool managed by the State Treasurer's Office which allows governments within the State to pool their funds for investment purposes. STAR Ohio is not registered with the SEC as an investment company, but has adopted Governmental Accounting Standards Board (GASB), Statement No. 79, "Certain External Investment Pools and Pool Participants." The District measures its investment in STAR Ohio at the net asset value (NAV) per share provided by STAR Ohio. The NAV per share is calculated on an amortized cost basis that provides an NAV per share that approximates fair value.

For fiscal year 2021, there were no limitations or restrictions on any participant withdrawals due to redemption notice periods, liquidity fees, or redemption gates. However, notice must be given 24 hours in advance of all deposits and withdrawals exceeding \$100 million. STAR Ohio reserves the right to limit the transaction to \$100 million, requiring the excess amount to be transacted the following business day(s), but only to the \$100 million limit. All accounts of the participant will be combined for these purposes.

Under existing Ohio statutes all investment earnings are assigned to the general fund unless statutorily required to be credited to a specific fund. By policy of the Board of Education, investment earnings are assigned to the general fund. Interest revenue credited to the general fund during fiscal year 2021 amounted to \$9,716, which includes \$847 assigned from other funds.

For presentation on the basic financial statements, investments of the cash management pool and investments with original maturities of three months or less at the time they are purchased by the District are considered to be cash equivalents. Investments with an initial maturity of more than three months are reported as investments.

An analysis of the District's investment account at year end is provided in Note 4.

G. Inventory

On government-wide and fund financial statements, purchased inventories are presented at the lower of cost or market and donated commodities are presented at their entitlement value. Inventories are recorded on a first-in, first-out basis and are expended/expensed when used. Inventories are accounted for using the consumption method.

On the fund financial statements, reported materials and supplies inventory is equally offset by a nonspendable fund balance in the governmental funds which indicates that it does not constitute available spendable resources even though it is a component of net current assets.

Inventory consists of expendable supplies held for consumption, donated food and purchased food.

H. Capital Assets

Governmental capital assets are those assets generally related to governmental activities. These assets generally result from expenditures in the governmental funds. These assets are reported in the governmental activities column of the government-wide statement of net position, but are not reported in the fund financial statements.

**JACKSON-MILTON LOCAL SCHOOL DISTRICT
MAHONING COUNTY, OHIO**

NOTES TO THE BASIC FINANCIAL STATEMENTS
FOR THE FISCAL YEAR ENDED JUNE 30, 2021

NOTE 2 - SUMMARY OF SIGNIFICANT ACCOUNTING POLICIES - (Continued)

All capital assets are capitalized at cost (or estimated historical cost) and updated for additions and deletions during the year. Donated capital assets are recorded at their acquisition values as of the date received. During fiscal year 2021, the District maintained a capitalization threshold of \$2,500. Improvements are capitalized, the costs of normal maintenance and repairs that do not add to the value of the asset or materially extend an asset's life are not. The District does not possess any infrastructure.

All reported capital assets except land are depreciated. Improvements are depreciated over the remaining useful lives of the related capital assets. Depreciation is computed using the straight-line method over the following useful lives:

Description	Governmental Activities Estimated Lives
Land improvements	5 - 20 years
Buildings and improvements	20 - 50 years
Furniture and equipment	5 - 20 years
Vehicles	5 - 10 years

I. Interfund Balances

On fund financial statements, receivables and payables resulting from cash deficits among the governmental activities are classified as “interfund loans receivable/payable”. These amounts are eliminated in the governmental type activities columns of the statement of net position.

J. Compensated Absences

Compensated absences of the District consist of vacation leave and sick leave to the extent that payments to the employee for these absences are attributable to services already rendered and are not contingent on a specific event that is outside the control of the District and the employee.

In accordance with the provisions of GASB Statement No. 16, “Accounting for Compensated Absences”, a liability for vacation leave is accrued if a) the employees’ rights to payment are attributable to services already rendered; and b) it is probable that the employer will compensate the employees for the benefits through paid time off or other means, such as cash payment at termination or retirement. An accrual for earned sick leave is made to the extent that it is probable that the benefits will result in termination (severance) payments. A liability for sick leave is accrued using the vesting method; i.e., the liability is based on the sick leave accumulated at June 30, 2021, by those employees who are currently eligible to receive termination (severance) payments, as well as those employees expected to become eligible in the future. For purposes of establishing a liability for sick leave on employees expected to become eligible to retire in the future, all employees age 50 with at least ten years of service and all employees with twenty years of service were considered expected to become eligible to retire in accordance with GASB Statement No. 16.

The total liability for vacation and sick leave payments has been calculated using pay rates in effect at June 30, 2021, and reduced to the maximum payment allowed by labor contract and/or statute, plus any applicable additional salary related payments.

The entire compensated absence liability is reported on the government-wide financial statements.

For governmental fund financial statements, compensated absences are recognized as liabilities and expenditures as payments come due each period upon the occurrence of employee resignations and retirements.

**JACKSON-MILTON LOCAL SCHOOL DISTRICT
MAHONING COUNTY, OHIO**

NOTES TO THE BASIC FINANCIAL STATEMENTS
FOR THE FISCAL YEAR ENDED JUNE 30, 2021

NOTE 2 - SUMMARY OF SIGNIFICANT ACCOUNTING POLICIES - (Continued)

K. Accrued Liabilities and Long-Term Obligations

All payables, accrued liabilities and long-term obligations are reported in the government-wide financial statements.

In general, governmental fund payables and accrued liabilities that, once incurred, are paid in a timely manner and in full from current financial resources, are reported as obligations of the funds. However, claims and judgments and compensated absences that will be paid from governmental funds are reported as a liability in the fund financial statements only to the extent that they are due for payment during the current year. The certificates of participation and lease obligations are recognized as a liability on the fund financial statements when due. Net pension/OPEB liability should be recognized in the governmental funds to the extent that benefit payments are due and payable and the pension/OPEB plan's fiduciary net position is not sufficient for payment of those benefits.

L. Fund Balance

Fund balance is divided into five classifications based primarily on the extent to which the District is bound to observe constraints imposed upon the use of the resources in the governmental funds. The classifications are as follows:

Nonspendable - The nonspendable fund balance classification includes amounts that cannot be spent because they are not in spendable form or legally required to be maintained intact. The "not in spendable form" criterion includes items that are not expected to be converted to cash.

Restricted - Fund balance is reported as restricted when constraints are placed on the use of resources that are either externally imposed by creditors (such as through debt covenants), grantors, contributors, or laws or regulations of other governments, or imposed by law through constitutional provisions or enabling legislation.

Committed - The committed fund balance classification includes amounts that can be used only for the specific purposes imposed by a formal action (resolution) of the District Board of Education (the highest level of decision making authority). Those committed amounts cannot be used for any other purpose unless the District Board of Education removes or changes the specified use by taking the same type of action (resolution) it employed to previously commit those amounts. Committed fund balance also incorporates contractual obligations to the extent that existing resources in the fund have been specifically committed for use in satisfying those contractual requirements.

Assigned - Amounts in the assigned fund balance classification are intended to be used by the District for specific purposes but do not meet the criteria to be classified as restricted nor committed. In governmental funds other than the general fund, assigned fund balance represents the remaining amount that is not restricted or committed. In the general fund, assigned amounts represent intended uses established by policies of the District Board of Education, which includes giving the Treasurer the authority to constrain monies for intended purposes.

Unassigned - Unassigned fund balance is the residual classification for the general fund and includes all spendable amounts not contained in the other classifications. In other governmental funds, the unassigned classification is only used to report a deficit fund balance resulting from overspending for specific purposes for which amounts had been restricted, committed, or assigned.

The District applies restricted resources first when expenditures are incurred for purposes for which restricted and unrestricted (committed, assigned, and unassigned) fund balance is available. Similarly, within unrestricted fund balance, committed amounts are reduced first followed by assigned, and then unassigned amounts when expenditures are incurred for purposes for which amounts in any of the unrestricted fund balance classifications could be used.

**JACKSON-MILTON LOCAL SCHOOL DISTRICT
MAHONING COUNTY, OHIO**

**NOTES TO THE BASIC FINANCIAL STATEMENTS
FOR THE FISCAL YEAR ENDED JUNE 30, 2021**

NOTE 2 - SUMMARY OF SIGNIFICANT ACCOUNTING POLICIES - (Continued)

M. Net Position

Net position represents the difference between assets and deferred outflows and liabilities and deferred inflows. The net position component “net investment in capital assets,” consists of capital assets, net of accumulated depreciation, reduced by the outstanding balances of any borrowing used for the acquisition, construction or improvement of those assets. Deferred outflows of resources and deferred inflows of resources that are attributable to the acquisition, construction or improvement of those assets or related debt also should be included in this component of net position. Net position is reported as restricted when there are limitations imposed on its use either through the enabling legislation adopted by the District or through external restrictions imposed by creditors, grantors or laws or regulations of other governments. The amount restricted for other purposes represents amounts restricted for sports complex donations and scholarships.

The District applies restricted resources first when an expense is incurred for purposes for which both restricted and unrestricted net position is available.

N. Prepayments

Certain payments to vendors reflect the costs applicable to future accounting periods and are recorded as prepaid items in both government-wide and fund financial statements. These items are reported as assets on the balance sheet using the consumption method. A current asset for the prepaid amounts is recorded at the time of the purchase and the expenditure/expense is reported in the year in which services are consumed.

On the fund financial statements, reported prepayments are equally offset by nonspendable fund balance in the governmental funds which indicates that it does not constitute available spendable resources even though it is a component of net current assets.

O. Unamortized Premium/Deferred Charges and Issue Costs

On government-wide financial statements, premiums on issuance of certificates of participation are amortized over the term of the issue using the straight-line method. Premiums are presented as an addition to the face amount of the certificates of participation.

On government-wide financial statements, for an advance refunding resulting in the defeasance of certificates, the difference between the reacquisition price and the net carrying amount of the old debt is deferred and amortized as a component of interest expense. This accounting gain or loss is amortized over the remaining life of the old debt or the life of the new debt, whichever is shorter, and is presented as a deferred outflow.

On the governmental fund financial statements, issuance costs, premiums, and deferred charges from refunding are recognized in the current period. The reconciliation between the face value of the certificates of participation and the amount reported on the statement of net position is presented in Note 10.

P. Estimates

The preparation of the basic financial statements in conformity with GAAP requires management to make estimates and assumptions that affect the amounts reported in the basic financial statements and accompanying notes. Actual results may differ from those estimates.

**JACKSON-MILTON LOCAL SCHOOL DISTRICT
MAHONING COUNTY, OHIO**

NOTES TO THE BASIC FINANCIAL STATEMENTS
FOR THE FISCAL YEAR ENDED JUNE 30, 2021

NOTE 2 - SUMMARY OF SIGNIFICANT ACCOUNTING POLICIES - (Continued)

Q. Interfund Activity

Exchange transactions between funds are reported as revenues in the seller funds and as expenditures/expenses in the purchaser funds. Flows of cash or goods from one fund to another without a requirement for repayment are reported as interfund transfers. Interfund transfers are reported as other financing sources/uses in governmental funds. Repayments from funds responsible for particular expenditures/expenses to the funds that initially paid for them are not presented on the basic financial statements.

R. Pensions/Other Postemployment Benefits (OPEB)

For purposes of measuring the net pension/OPEB liability, net OPEB asset, deferred outflows of resources and deferred inflows of resources related pensions/OPEB, and pension/OPEB expense, information about the fiduciary net position of the pension/OPEB plans and additions to/deductions from their fiduciary net position have been determined on the same basis as they are reported by the pension/OPEB plan. For this purpose, benefit payments (including refunds of employee contributions) are recognized when due and payable in accordance with the benefit terms. The pension/OPEB plans report investments at fair value.

S. Extraordinary and Special Items

Extraordinary items are transactions or events that are both unusual in nature and infrequent in occurrence. Special items are transactions or events that are within the control of the Board of Education and that are either unusual in nature or infrequent in occurrence. Neither type of transaction occurred during fiscal year 2021.

T. Fair Value

The District categorizes its fair value measurements within the fair value hierarchy established by generally accepted accounting principles. The hierarchy is based on the valuation inputs used to measure the fair value of the asset. Level 1 inputs are quoted prices in active markets for identical assets; Level 2 inputs are significant other observable inputs; Level 3 inputs are significant unobservable inputs.

NOTE 3 - ACCOUNTABILITY AND COMPLIANCE

A. Change in Accounting Principles

For fiscal year 2021, the District has applied GASB Statement No. 95, "Postponement of the Effective Dates of Certain Authoritative Guidance." GASB Statement No. 95 provides temporary relief to governments and other stakeholders in light of the COVID-19 pandemic. This objective is accomplished by postponing the effective dates of certain provisions in Statements and Implementation Guides that first became effective or are scheduled to become effective for periods beginning after June 15, 2018, and later.

Certain provisions contained in the following pronouncements were scheduled to be implemented for the fiscal year ended June 30, 2021. Due to the implementation of GASB Statement No. 95, the effective dates of certain provisions contained in these pronouncements are postponed until the fiscal year ended June 30, 2022:

- Statement No. 87, *Leases*
- Implementation Guide No. 2019-3, *Leases*
- Statement No. 89, *Accounting for Interest Cost Incurred before the End of a Construction Period*
- Statement No. 92, *Omnibus 2020*
- Statement No. 93, *Replacement of Interbank Offered Rates*

**JACKSON-MILTON LOCAL SCHOOL DISTRICT
MAHONING COUNTY, OHIO**

NOTES TO THE BASIC FINANCIAL STATEMENTS
FOR THE FISCAL YEAR ENDED JUNE 30, 2021

NOTE 3 - ACCOUNTABILITY AND COMPLIANCE - (Continued)

B. Deficit Fund Balances

Fund balances at June 30, 2021 included the following individual fund deficits:

<u>Nonmajor funds</u>	<u>Deficit</u>
Title VI-B	\$ 1,570
Title I	1,024
Title II-A	9,590

The general fund is liable for any deficit in these funds and provides transfers when cash is required, not when accruals occur. The deficit fund balances resulted from adjustments for accrued liabilities.

NOTE 4 - DEPOSITS AND INVESTMENTS

State statutes classify monies held by the District into three categories.

Active deposits are public deposits necessary to meet current demands on the treasury. Such monies must be maintained either as cash in the District treasury, in commercial accounts payable or withdrawable on demand, including negotiable order of withdrawal (NOW) accounts, or in money market deposit accounts.

Inactive deposits are public deposits that the Board of Education has identified as not required for use within the current five year period of designation of depositories. Inactive deposits must either be evidenced by certificates of deposit maturing not later than the end of the current period of designation of depositories, or by savings or deposit accounts including, but not limited to, passbook accounts.

Interim deposits are deposits of interim monies. Interim monies are those monies which are not needed for immediate use, but which will be needed before the end of the current period of designation of depositories.

Interim deposits must be evidenced by time certificates of deposit maturing not more than one year from the date of deposit or by savings or deposit accounts including passbook accounts.

Interim monies may be deposited or invested in the following securities:

1. United States Treasury Notes, Bills, Bonds, or any other obligation or security issued by the United States Treasury or any other obligation guaranteed as to principal and interest by the United States;
2. Bonds, notes, debentures, or any other obligations or securities issued by any federal government agency or instrumentality, including, but not limited to, the Federal National Mortgage Association, Federal Home Loan Bank, Federal Farm Credit Bank, Federal Home Loan Mortgage Corporation, and Government National Mortgage Association. All federal agency securities shall be direct issuances of federal government agencies or instrumentalities;
3. Written repurchase agreements in the securities listed above provided that the fair value of the securities subject to the repurchase agreement must exceed the principal value of the agreement by at least two percent and be marked to market daily, and that the term of the agreement must not exceed thirty days;
4. Bonds and other obligations of the State of Ohio and with certain limitations including a requirement for maturity within ten years from the date of settlement, bonds and other obligations of political subdivision of the State of Ohio, if training requirements have been met;

**JACKSON-MILTON LOCAL SCHOOL DISTRICT
MAHONING COUNTY, OHIO**

NOTES TO THE BASIC FINANCIAL STATEMENTS
FOR THE FISCAL YEAR ENDED JUNE 30, 2021

NOTE 4 - DEPOSITS AND INVESTMENTS - (Continued)

5. Time certificates of deposit or savings or deposit accounts including, but not limited to, passbook accounts;
6. No-load money market mutual funds consisting exclusively of obligations described in items 1 or 2 above, and repurchase agreements secured by such obligations, provided that investments in securities described in this division are made only through eligible institutions;
7. The State Treasurer’s investment pool, the State Treasury Asset Reserve of Ohio (STAR Ohio);
8. Certain banker’s acceptances (for a period not to exceed one hundred eighty days) and commercial paper notes (for a period not to exceed two hundred seventy days) in an amount not to exceed 40 percent of the interim monies available for investment at any one time if training requirements have been met;

Protection of the District's deposits is provided by the Federal Deposit Insurance Corporation (FDIC), by eligible securities pledged by the financial institution as security for repayment, or by the financial institutions participation in the Ohio Pooled Collateral System (OPCS), a collateral pool of eligible securities deposited with a qualified trustee and pledged to the Treasurer of State to secure the repayment of all public monies deposited in the financial institution.

Investments in stripped principal or interest obligations, reverse repurchase agreements, and derivatives are prohibited. The issuance of taxable notes for the purpose of arbitrage, the use of leverage, and short selling are also prohibited. Except as noted above, an investment must mature within five years of the date of purchase, unless matched to a specific obligation or debt of the District, and must be purchased with the expectation that it will be held to maturity. Investments may only be made through specified dealers and institutions. Payment for investments may be made only upon delivery of the securities representing the investments or, if the securities are not represented by a certificate, upon receipt of confirmation of transfer from the custodian.

A. Deposits with Financial Institutions

At June 30, 2021, the carrying amount of all District deposits was \$727,458. Based on the criteria described in GASB Statement No. 40, “Deposits and Investment Risk Disclosures”, as of June 30, 2021, all of the District’s bank balance of \$770,803 was covered by the FDIC.

Custodial credit risk is the risk that, in the event of bank failure, the District will not be able to recover deposits or collateral securities that are in the possession of an outside party. The District has no deposit policy for custodial credit risk beyond the requirements of State statute. Ohio law requires that deposits either be insured or protected by (1) eligible securities pledged to the District’s and deposited with a qualified trustee by the financial institution as security for repayment whose fair value at all times shall be at least 105 percent of the deposits being secured, or (2) participation in the OPCS, a collateral pool of eligible securities deposited with a qualified trustee and pledged to the Treasurer of State to secure the repayment of all public monies deposited in the financial institution. OPCS requires the total fair value of the securities pledged to be 102 percent of the deposits being secured or a rate set by the Treasurer of State. For 2021, the District’s financial institution was approved for a reduced collateral rate through the OPCS. Although all statutory requirements for the deposit of money had been followed, noncompliance with Federal requirements could potentially subject the District to a successful claim by the FDIC.

B. Investments

As of June 30, 2021, the District had the following investments and maturities:

<u>Investment type</u>	<u>Measurement Value</u>	<u>6 months or less</u>
STAR Ohio	\$ 6,656,106	\$ 6,656,106

**JACKSON-MILTON LOCAL SCHOOL DISTRICT
MAHONING COUNTY, OHIO**

NOTES TO THE BASIC FINANCIAL STATEMENTS
FOR THE FISCAL YEAR ENDED JUNE 30, 2021

NOTE 4 - DEPOSITS AND INVESTMENTS - (Continued)

Interest Rate Risk: Interest rate risk arises as potential purchasers of debt securities will not agree to pay face value for those securities if interest rates subsequently increase. As a means of limiting its exposure to fair value losses arising from rising interest rates and according to State law, the District's investment policy limits investment portfolio maturities to five years or less.

Credit Risk: STAR Ohio carries a rating of AAAm by Standard & Poor's. Ohio law requires that STAR Ohio maintain the highest rating provided by at least one nationally recognized standard rating service.

Custodial Credit Risk: For an investment, custodial credit risk is the risk that, in the event of the failure of the counterparty, the District will not be able to recover the value of its investments or collateral securities that are in the possession of an outside party. The District has no investment policy dealing with investment custodial risk beyond the requirement in State statute that prohibits payment for investments prior to the delivery of the securities representing such investments to the treasurer or qualified trustee.

Concentration of Credit Risk: The District's investment policy addresses concentration of credit risk by requiring investments to be diversified in order to reduce the risk of loss resulting from the over concentration of assets in a specific type of security, the erosion of fair value, or by default.

However, the District's investment policy does not place any limit on the amount that may be invested in any one issuer.

The following table includes the percentage of each investment type held by the District at June 30, 2021:

<u>Investment type</u>	<u>Measurement Value</u>	<u>Percent of Total</u>
STAR Ohio	<u>\$ 6,656,106</u>	<u>100.00</u>

C. Reconciliation of Cash and Investments to the Statement of Net Position

The following is a reconciliation of cash and investments as reported in the note disclosure above to cash and investments as reported on the statement of net position as of June 30, 2021:

<u>Cash and investments per note disclosure</u>	
Carrying amount of deposits	\$ 727,458
Investments	<u>6,656,106</u>
Total	<u>\$ 7,383,564</u>
 <u>Cash and investments per statement of net position</u>	
Governmental activities	
Total	<u>\$ 7,383,564</u>

**JACKSON-MILTON LOCAL SCHOOL DISTRICT
MAHONING COUNTY, OHIO**

NOTES TO THE BASIC FINANCIAL STATEMENTS
FOR THE FISCAL YEAR ENDED JUNE 30, 2021

NOTE 5 - INTERFUND TRANSACTIONS

A. Transfers for the fiscal year ended June 30, 2021, as reported in the fund financial statements:

<u>Transfers from general fund to:</u>	<u>Amount</u>
Nonmajor governmental funds:	
Food service	\$ 15
Special trust	1,415
Disrict managed activities	<u>28,934</u>
 Total	 <u>\$ 30,364</u>

Transfers are used to move revenues from the fund that statute or budget required to collect them to the fund that statute or budget requires to expend them and to use unrestricted revenues collected in the general fund to finance various programs accounted for in other funds in accordance with budgetary authorizations.

All transfers were made in compliance with Ohio Revised Code Sections 5705.14, 5705.15 and 5705.16. Interfund transfers between governmental funds are eliminated on the government-wide financial statements.

B. Interfund balances at June 30, 2021, as reported on the fund financial statements, consist of the following interfund loan receivable/payable:

<u>Receivable fund</u>	<u>Payable fund</u>	<u>Amount</u>
General	Nonmajor special revenue:	
	Elementary and secondary school emergency relief II (ESSER II)	 <u>\$ 601,997</u>

The purpose of the interfund loan is to cover fiscal year 2021 allowable expenditures for wages and benefits in the General fund with ESSER II monies received in the nonmajor governmental funds. The interfund balance will be repaid once the anticipated revenues are received.

NOTE 6 - PROPERTY TAXES

Property taxes are levied and assessed on a calendar year basis while the District fiscal year runs from July through June. First half tax collections are received by the District in the second half of the fiscal year. Second half tax distributions occur in the first half of the following fiscal year.

Property taxes include amounts levied against all real property and public utility property. Real property tax revenues received in calendar year 2021 represent the collection of calendar year 2020 taxes. Real property taxes received in calendar year 2021 were levied after April 1, 2020, on the assessed values as of January 1, 2020, the lien date. Assessed values for real property taxes are established by State statute at 35 percent of appraised fair value. Real property taxes are payable annually or semiannually. If paid annually, payment is due December 31; if paid semiannually, the first payment is due December 31, with the remainder payable by June 20. Under certain circumstances, State statute permits alternate payment dates to be established. Public utility property tax revenues received in calendar year 2021 represent the collection of calendar year 2020 taxes. Public utility real and personal property taxes received in calendar year 2021 became a lien on December 31, 2019, were levied after April 1, 2020, and are collected with real property taxes. Public utility real property is assessed at 35 percent of true value; public utility tangible personal property is currently assessed at varying percentages of true value.

**JACKSON-MILTON LOCAL SCHOOL DISTRICT
MAHONING COUNTY, OHIO**

NOTES TO THE BASIC FINANCIAL STATEMENTS
FOR THE FISCAL YEAR ENDED JUNE 30, 2021

NOTE 6 - PROPERTY TAXES - (Continued)

The District receives property taxes from Mahoning County. The County Auditor periodically advances to the District its portion of the taxes collected. Second-half real property tax payments collected by the County by June 30, 2021, are available to finance fiscal year 2021 operations. The amount of second-half real property taxes available for advance at fiscal year-end can vary based on the date the tax bills are sent.

Accrued property taxes receivable includes real property, public utility property and delinquent tangible personal property taxes which are measurable as of June 30, 2021 and for which there is an enforceable legal claim. Although total property tax collections for the next fiscal year are measurable, only the amount of real property taxes available as an advance at June 30 was levied to finance current fiscal year operations and is reported as revenue at fiscal year-end. The portion of the receivable not levied to finance current fiscal year operations is offset by a credit to deferred inflows.

On the accrual basis of accounting, collectible delinquent property taxes have been recorded as a receivable and revenue, while on a modified accrual basis of accounting the revenue has been reported as a deferred inflow.

The assessed values upon which the fiscal year 2021 taxes were collected are:

	2020 Second Half Collections		2021 First Half Collections	
	<u>Amount</u>	<u>Percent</u>	<u>Amount</u>	<u>Percent</u>
Agricultural/residential and other real estate	\$ 202,771,080	87.07	\$ 223,114,910	87.31
Public utility personal	<u>30,104,880</u>	<u>12.93</u>	<u>32,422,290</u>	<u>12.69</u>
Total	<u>\$ 232,875,960</u>	<u>100.00</u>	<u>\$ 255,537,200</u>	<u>100.00</u>
Tax rate per \$1,000 of assessed valuation for:				
General operations	\$37.60		\$37.10	
Permanent improvement	6.25		6.25	

NOTE 7 - RECEIVABLES

Receivables at June 30, 2021 consisted of property taxes, accounts (billings for user charged services and student fees), and intergovernmental grants and entitlements. All receivables are considered collectible in full due to the ability to foreclose for the nonpayment of taxes, the stable condition of State programs and the current year guarantee of federal funds. Receivables have been disaggregated on the face of the basic financial statements. All receivables are expected to be collected in the subsequent year.

**JACKSON-MILTON LOCAL SCHOOL DISTRICT
MAHONING COUNTY, OHIO**

NOTES TO THE BASIC FINANCIAL STATEMENTS
FOR THE FISCAL YEAR ENDED JUNE 30, 2021

NOTE 8 - CAPITAL ASSETS

Capital asset activity for the fiscal year ended June 30, 2021 was as follows:

	Balance			Balance
<u>Governmental activities:</u>	<u>06/30/20</u>	<u>Additions</u>	<u>Deletions</u>	<u>06/30/21</u>
<i>Capital assets, not being depreciated:</i>				
Land	\$ 346,831	\$ -	\$ -	\$ 346,831
<i>Total capital assets, not being depreciated</i>	<u>346,831</u>	<u>-</u>	<u>-</u>	<u>346,831</u>
<i>Capital assets, being depreciated:</i>				
Land improvements	2,187,944	-	-	2,187,944
Buildings and improvements	20,315,273	-	-	20,315,273
Equipment and furniture	1,626,070	135,542	(96,899)	1,664,713
Vehicles	1,090,429	-	-	1,090,429
<i>Total capital assets, being depreciated</i>	<u>25,219,716</u>	<u>135,542</u>	<u>(96,899)</u>	<u>25,258,359</u>
<i>Less: accumulated depreciation:</i>				
Land improvements	(1,406,044)	(108,146)	-	(1,514,190)
Buildings and improvements	(7,097,257)	(490,114)	-	(7,587,371)
Equipment and furniture	(1,327,012)	(83,145)	96,899	(1,313,258)
Vehicles	(545,400)	(98,874)	-	(644,274)
<i>Total accumulated depreciation</i>	<u>(10,375,713)</u>	<u>(780,279)</u>	<u>96,899</u>	<u>(11,059,093)</u>
Total capital assets, net	<u>\$ 15,190,834</u>	<u>\$ (644,737)</u>	<u>\$ -</u>	<u>\$ 14,546,097</u>

Depreciation expense was charged to the governmental functions as follows:

<u>Instruction:</u>	
Regular	\$ 309,705
Special	82,105
Vocational	4,305
<u>Support services:</u>	
Pupil	29,515
Instructional staff	15,223
Board of education	1,128
Administration	54,637
Fiscal	23,216
Operations and maintenance	46,782
Pupil transportation	121,624
Central	4,283
Extracurricular activities	62,251
Food service operations	<u>25,505</u>
Total depreciation expense	<u>\$ 780,279</u>

**JACKSON-MILTON LOCAL SCHOOL DISTRICT
MAHONING COUNTY, OHIO**

NOTES TO THE BASIC FINANCIAL STATEMENTS
FOR THE FISCAL YEAR ENDED JUNE 30, 2021

NOTE 9 - CAPITAL LEASES - LESSEE DISCLOSURE

In the current year and during a prior fiscal year, the District entered into a capital lease agreement for copiers. Capital lease payments have been reclassified and are reflected as debt service expenditures on the fund financial statements. These expenditures are reflected as program/function expenditures on a budgetary basis.

Governmental capital assets acquired by lease have been capitalized in an amount equal to the present value of the future minimum payments as of the dates of their inception. The book value of the furniture and equipment held under capital lease is \$86,818 at June 30, 2021.

A corresponding liability has been recorded and is presented as a component of long-term liabilities on the statement of net position. During fiscal year 2021, principal payments equaled \$17,746 and interest payments equaled \$4,190 paid from the general fund. These amounts are reflected as debt service expenditures in the fund financial statements.

The following is a schedule of the future minimum lease payments required under the capital leases and the present value of the future minimum lease payments as of June 30, 2021:

Fiscal Year Ending <u>June 30,</u>	<u>Payments</u>
2022	\$ 21,936
2023	21,936
2024	21,936
2025	21,936
2025	<u>3,656</u>
Total future minimum lease payments	91,400
Less: amount representing interest	<u>(9,048)</u>
Present value of future minimum lease payments	<u>\$ 82,352</u>

NOTE 10 - LONG-TERM OBLIGATIONS

During fiscal year 2021, the following changes occurred in governmental activities long-term obligations:

<u>Governmental activities:</u>	<u>Balance</u> <u>6/30/20</u>	<u>Increases</u>	<u>Decreases</u>	<u>Balance</u> <u>6/30/21</u>	<u>Amount</u> <u>Due in</u> <u>One Year</u>
Refunding Certificates of Participation (COPs)	\$ 12,015,000	\$ -	\$ (605,000)	\$ 11,410,000	\$ 615,000
Capital lease obligation	3,634	96,464	(17,746)	82,352	18,232
Lease purchase agreement from direct borrowing	80,660	-	(80,660)	-	-
Net pension liability	9,287,719	909,957	-	10,197,676	-
Net OPEB liability	983,215	-	(138,204)	845,011	-
Compensated absences	<u>609,111</u>	<u>103,572</u>	<u>(138,412)</u>	<u>574,271</u>	<u>92,240</u>
Total governmental activities	<u>\$ 22,979,339</u>	<u>\$ 1,109,993</u>	<u>\$ (980,022)</u>	23,109,310	<u>\$ 725,472</u>
Add: Unamortized premium				<u>608,244</u>	
Total on statement of net position				<u>\$ 23,717,554</u>	

**JACKSON-MILTON LOCAL SCHOOL DISTRICT
MAHONING COUNTY, OHIO**

NOTES TO THE BASIC FINANCIAL STATEMENTS
FOR THE FISCAL YEAR ENDED JUNE 30, 2021

NOTE 10 - LONG-TERM OBLIGATIONS - (Continued)

Refunding Certificates of Participation

On November 8, 2006, pursuant to the Ohio Revised Code section 3313.375, the District entered into a lease purchase agreement in the form of certificates of participation with the PS&W Holding Company, Inc. (the “Leasing Corporation”) for the construction of a new high school and a new middle school.

On July 19, 2016, the District issued refunding certificates of participation in the amount of \$13,235,000 in order to advance refund the previously outstanding certificates of participation. Interest rates on the refunding issue range from 2%-4% and the final maturity date is June 1, 2036. The refunding issuance proceeds were used to purchase securities which were placed in an irrevocable trust to provide resources for all future debt service payments on the refunded debt. This refunded debt in considered defeased (in substance) and accordingly has been removed from the statement of net position. At June 30, 2021, \$11,360,000 of this debt was outstanding. The reacquisition price exceeded the net carrying amount of the old debt by \$425,251. This amount is amortized over the remaining life of the refunded debt, which is equal to the life of the new debt issued and is reported as a deferred outflow of resources on the statement of net position. The refunding was undertaken to reduce future debt service payments by \$1,470,706 resulting in a current economic gain of \$1,004,691.

The Leasing Corporation entered into an agreement with a trustee through which it assigned and transferred the rights and interest under the lease to Huntington National Bank as Trustee (the “Trustee”). The Trustee issued the certificates of participation of the lease agreement enabling holders of the certificates to receive a portion of the semiannual lease payments. Proceeds from the issuance were used to construct a new high school and a new middle school. Terms of the trust indenture require the Trustee to create the Jackson-Milton Local School District Facilities Certificate Fund to account for the proceeds of the sale of the certificates of participation. The Facilities Certificate Fund consists of a lease payment account and is utilized by the Trustee for capitalized interest and/or accrued interest on the certificates of participation paid by the original purchaser.

The obligation of the District under the lease and any subsequent lease renewal is subject to annual appropriation of the rental payments. Legal title to the facilities remains with the Trustee until all payments required under the lease have been made. At that time, title will transfer to the District.

The liability for the Certificates is recorded in the governmental activities long-term obligations with the annual principal and interest requirements payable from resources from the permanent improvement capital projects fund. The refunding certificates of participation are not a general obligation of the District but are payable only from appropriations by the District for annual lease payments.

The following are the District’s future annual debt service requirements to amortize the Certificates outstanding at June 30, 2021:

Fiscal Year	Certificates of Participation		
	Principal	Interest	Total
2022	\$ 615,000	\$ 378,800	\$ 993,800
2023	625,000	366,500	991,500
2024	640,000	354,000	994,000
2025	655,000	341,200	996,200
2026	665,000	328,100	993,100
2027 - 2031	3,740,000	1,219,300	4,959,300
2032 - 2036	4,470,000	465,600	4,935,600
Total	<u>\$ 11,410,000</u>	<u>\$ 3,453,500</u>	<u>\$ 14,863,500</u>

**JACKSON-MILTON LOCAL SCHOOL DISTRICT
MAHONING COUNTY, OHIO**

NOTES TO THE BASIC FINANCIAL STATEMENTS
FOR THE FISCAL YEAR ENDED JUNE 30, 2021

NOTE 10 - LONG-TERM OBLIGATIONS - (Continued)

Capital Lease Obligation

See Note 9 for information on District's the capital lease obligations.

Lease Purchase Agreement - Direct Borrowing

During fiscal year 2012, the District entered into a lease purchase agreement with Huntington National Bank for the purchase of new heating and cooling units on the elementary roof. The lease is a ten year agreement with semi-annual payments. The lease bore an interest rate of 3.86% and matured on January 1, 2021. Payments of principal and interest relating to the liability was recorded as expenditures in the permanent improvement fund.

The lease purchase agreement was considered a direct borrowing. Direct borrowings have terms negotiated directly between the District and the lender and are not offered for public sale. The lease purchase agreement had no significant finance-related terms related to events of default, termination events or accelerator clauses.

Net Pension Liability, Net OPEB Liability and Compensated Absences Payable

Pension, OPEB and compensated absences are paid out of the fund from which the employee is paid, which for the District is primarily the general fund. See Notes 12 and 13 for information on the District's net pension liability and net OPEB liability, respectively.

Legal Debt Margins

The Ohio Revised Code provides that voted net general obligation debt of the District shall never exceed 9% of the total assessed valuation of the District. The code further provides that unvoted indebtedness shall not exceed 1/10 of 1% of the property valuation of the District.

The assessed valuation used in determining the District's legal debt margins has been modified by House Bill 530, which became effective March 30, 2006. In accordance with House Bill 530, the assessed valuation used in the District's legal debt margin calculations excluded tangible personal property used in business, telephone or telegraph property, interexchange telecommunications company property, and personal property owned or leased by a railroad company and used in railroad operations.

The effects of these debt limitations at June 30, 2021, are a legal voted debt margin of \$22,998,348 and a legal unvoted debt margin of \$255,537.

NOTE 11 - RISK MANAGEMENT

A. Comprehensive

The District maintains comprehensive commercial insurance coverage for real property, building contents, vehicles, boilers, electronic data processing equipment, and instruments. The comprehensive commercial insurance coverage limits are \$37,855,572 and a deductible of \$1,000. The business auto coverage limits are \$2,000,000 for liability and uninsured motorists.

The District has a liability insurance coverage limit of \$2,000,000 per claim and \$4,000,000 annual aggregate.

Settled claims have not exceeded this commercial coverage in any of the past three years and there have been no significant reductions in coverage from the prior year.

B. Mahoning County School Employees Insurance Consortium

The District has joined together with other school districts in Mahoning County to form the Mahoning County School Employees Insurance Consortium, a public entity shared risk pool, currently operating as a common risk management and insurance program for 13 member school districts. The plan was organized to provide health care and other benefits to its member organizations.

**JACKSON-MILTON LOCAL SCHOOL DISTRICT
MAHONING COUNTY, OHIO**

**NOTES TO THE BASIC FINANCIAL STATEMENTS
FOR THE FISCAL YEAR ENDED JUNE 30, 2021**

NOTE 11 - RISK MANAGEMENT - (Continued)

Rates are calculated and set through an annual update process. The District pays a monthly contribution which is placed in a common fund from which claims payments are made for all participating districts and claims flow. The consortium is responsible for paying health plan claims up to \$300,000 per individual per year. Any claims exceeding the \$300,000 is covered by the consortium's stop-loss carrier.

The District pays the health insurance premiums for certified staff and classified employees at 88 percent. The employees pay the remaining 12 percent.

40

The health and dental coverage is administered by Anthem Blue Cross/Blue Shield, a third party administrator. Ohio Schools Council provides the life insurance coverage.

C. Workers' Compensation

The District participates in the Better Business Bureau Compensation Group Rating Plan (the "Plan"). The Plan will seek, through Sheakley and the Better Business Bureau, to improve safety, accident prevention and claims handling for the District; and the District agrees to participate in and cooperate with such programs as a condition of continued participation. The District agrees to comply with all current and future BWC Rules and Regulations related to safety training and accident prevention requirements. It is also required that the District attends regionally held safety/claims management seminars on an annual basis.

The intent of the Plan is to achieve the benefit of a reduced premium for the District by virtue of its grouping and representation with other participants in the Plan. The workers' compensation experience of the participating school districts is calculated as one experience and a common premium rate is applied to all school districts in the Plan. Each participant pays its workers' compensation premium to the State based on the rate for the Plan rather than its individual rate. Total savings are then calculated and each participant's individual performance is compared to the overall savings percentage of the Plan. Participation in the Plan is limited to school districts that can meet the Plan's selection criteria. The firm of Sheakley UniService, Inc. provides administrative, cost control and actuarial services to the Plan. Each year, the District pays an enrollment fee to the Plan to cover the costs of administering the program.

NOTE 12 - DEFINED BENEFIT PENSION PLANS

The Statewide retirement systems provide both pension benefits and other postemployment benefits (OPEB).

Net Pension Liability/Net OPEB Liability/Asset

Pensions and OPEB are a component of exchange transactions - between an employer and its employees - of salaries and benefits for employee services. Pensions/OPEB are provided to an employee - on a deferred-payment basis - as part of the total compensation package offered by an employer for employee services each financial period.

The net pension/OPEB liability (asset) represent the District's proportionate share of each pension/OPEB plan's collective actuarial present value of projected benefit payments attributable to past periods of service, net of each pension/OPEB plan's fiduciary net position. The net pension/OPEB liability (asset) calculation is dependent on critical long-term variables, including estimated average life expectancies, earnings on investments, cost of living adjustments and others. While these estimates use the best information available, unknowable future events require adjusting these estimates annually.

The Ohio Revised Code limits the District's obligation for this liability to annually required payments. The District cannot control benefit terms or the manner in which pensions/OPEB are financed; however, the District does receive the benefit of employees' services in exchange for compensation including pension and OPEB.

**JACKSON-MILTON LOCAL SCHOOL DISTRICT
MAHONING COUNTY, OHIO**

NOTES TO THE BASIC FINANCIAL STATEMENTS
FOR THE FISCAL YEAR ENDED JUNE 30, 2021

NOTE 12 - DEFINED BENEFIT PENSION PLANS - (Continued)

GASB 68/75 assumes the liability is solely the obligation of the employer, because (1) they benefit from employee services; and (2) State statute requires funding to come from these employers. All pension contributions to date have come solely from these employers (which also includes pension costs paid in the form of withholdings from employees). The retirement systems may allocate a portion of the employer contributions to provide for these OPEB benefits. In addition, health care plan enrollees pay a portion of the health care costs in the form of a monthly premium. State statute requires the retirement systems to amortize unfunded pension liabilities within 30 years. If the pension amortization period exceeds 30 years, each retirement system’s board must propose corrective action to the State legislature. Any resulting legislative change to benefits or funding could significantly affect the net pension/OPEB liability (asset). Resulting adjustments to the net pension/OPEB liability (asset) would be effective when the changes are legally enforceable. The Ohio Revised Code permits, but does not require, the retirement systems to provide healthcare to eligible benefit recipients.

The remainder of this note includes the required pension disclosures. See Note 13 for the required OPEB disclosures.

The proportionate share of each plan’s unfunded benefits is presented as a long-term *net pension/OPEB liability (asset)* on the accrual basis of accounting. Any liability for the contractually-required pension contribution outstanding at the end of the year is included in intergovernmental payable on both the accrual and modified accrual bases of accounting.

Plan Description - School Employees Retirement System (SERS)

Plan Description - The District non-teaching employees participate in SERS, a cost-sharing multiple-employer defined benefit pension plan administered by SERS. SERS provides retirement, disability and survivor benefits, annual cost-of-living adjustments, and death benefits to plan members and beneficiaries. Authority to establish and amend benefits is provided by Ohio Revised Code Chapter 3309. SERS issues a publicly available, stand-alone financial report that includes financial statements, required supplementary information and detailed information about SERS’ fiduciary net position. That report can be obtained by visiting the SERS website at www.ohsers.org under Employers/Audit Resources.

Age and service requirements for retirement are as follows:

	Eligible to Retire on or before August 1, 2017 *	Eligible to Retire after August 1, 2017
Full benefits	Age 65 with 5 years of services credit; or Any age with 30 years of service credit	Age 67 with 10 years of service credit; or Age 57 with 30 years of service credit
Actuarially reduced benefits	Age 60 with 5 years of service credit; or Age 55 with 25 years of service credit	Age 62 with 10 years of service credit; or Age 60 with 25 years of service credit

* Members with 25 years of service credit as of August 1, 2017 will be included in this plan.

Annual retirement benefits are calculated based on final average salary multiplied by a percentage that varies based on years of service; 2.2% for the first thirty years of service and 2.5% for years of service credit over 30. Final average salary is the average of the highest three years of salary.

Effective January 1, 2018, SERS cost-of-living adjustment (COLA) changed from a fixed 3% annual increase to one based on the Consumer Price Index (CPI-W) with a cap of 2.5% and a floor of 0%. SERS also has the authority to award or suspend the COLA, or to adjust the COLA above or below CPI-W. SERS suspended the COLA increases for 2018, 2019 and 2020 for current retirees, and confirmed their intent to implement a four-year waiting period for the start of a COLA for future retirees. For 2021, the COLA was 0.5%.

**JACKSON-MILTON LOCAL SCHOOL DISTRICT
MAHONING COUNTY, OHIO**

NOTES TO THE BASIC FINANCIAL STATEMENTS
FOR THE FISCAL YEAR ENDED JUNE 30, 2021

NOTE 12 - DEFINED BENEFIT PENSION PLANS - (Continued)

Funding Policy - Plan members are required to contribute 10% of their annual covered salary and the District is required to contribute 14% of annual covered payroll. The contribution requirements of plan members and employers are established and may be amended by the SERS' Retirement Board up to statutory maximum amounts of 10% for plan members and 14% for employers. The Retirement Board, acting with the advice of the actuary, allocates the employer contribution rate among four of the System's funds (Pension Trust Fund, Death Benefit Fund, Medicare B Fund, and Health Care Fund). For the fiscal year ended June 30, 2021, the allocation to pension, death benefits, and Medicare B was 14.0%.

The District's contractually required contribution to SERS was \$188,957 for fiscal year 2021. Of this amount, \$13,351 is reported as intergovernmental payable.

Plan Description - State Teachers Retirement System (STRS)

Plan Description - Licensed teachers participate in STRS, a cost-sharing multiple-employer public employee retirement system administered by STRS. STRS provides retirement and disability benefits to members and death and survivor benefits to beneficiaries. STRS issues a stand-alone financial report that includes financial statements, required supplementary information and detailed information about STRS' fiduciary net position. That report can be obtained by writing to STRS, 275 E. Broad St., Columbus, OH 43215-3771, by calling (888) 227-7877, or by visiting the STRS website at www.strsoh.org.

New members have a choice of three retirement plans: a Defined Benefit (DB) Plan, a Defined Contribution (DC) Plan and a Combined (CO) Plan. Benefits are established by Ohio Revised Code Chapter 3307. The DB Plan offers an annual retirement allowance based on final average salary multiplied by a percentage that varies based on years of service. Effective August 1, 2015, the calculation will be 2.2% of final average salary for the five highest years of earnings multiplied by all years of service. Effective July 1, 2017, the cost-of-living adjustment was reduced to zero. Members are eligible to retire at age 60 with five years of qualifying service credit, or age 55 with 28 years of service, or 33 years of service regardless of age. Eligibility changes will be phased in until August 1, 2026, when retirement eligibility for unreduced benefits will be five years of service credit and age 65, or 35 years of service credit and at least age 60.

The DC Plan allows members to place all of their member contributions and 9.53% of the 14% employer contributions into an investment account. Investment allocation decisions are determined by the member. The remaining 4.47% of the 14% employer rate is allocated to the defined benefit unfunded liability. A member is eligible to receive a retirement benefit at age 50 and termination of employment. The member may elect to receive a lifetime monthly annuity or a lump sum withdrawal.

The Combined Plan offers features of both the DB Plan and the DC Plan. In the Combined Plan, 12% of the 14% member rate goes to the DC Plan and the remaining 2% is applied to the DB Plan. Member contributions to the DC Plan are allocated among investment choices by the member, and contributions to the DB Plan from the employer and the member are used to fund the defined benefit payment at a reduced level from the regular DB Plan. The defined benefit portion of the Combined Plan payment is payable to a member on or after age 60 with five years of service. The defined contribution portion of the account may be taken as a lump sum payment or converted to a lifetime monthly annuity after termination of employment at age 50 and after termination of employment.

New members who choose the DC Plan or Combined Plan will have another opportunity to reselect a permanent plan during their fifth year of membership. Members may remain in the same plan or transfer to another STRS plan. The optional annuitization of a member's defined contribution account or the defined contribution portion of a member's Combined Plan account to a lifetime benefit results in STRS bearing the risk of investment gain or loss on the account. STRS has therefore included all three plan options as one defined benefit plan for GASB 68 reporting purposes.

**JACKSON-MILTON LOCAL SCHOOL DISTRICT
MAHONING COUNTY, OHIO**

NOTES TO THE BASIC FINANCIAL STATEMENTS
FOR THE FISCAL YEAR ENDED JUNE 30, 2021

NOTE 12 - DEFINED BENEFIT PENSION PLANS - (Continued)

A DB or Combined Plan member with five or more years of credited service who is determined to be disabled may qualify for a disability benefit. Eligible survivors of members who die before service retirement may qualify for monthly benefits. New members on or after July 1, 2013, must have at least ten years of qualifying service credit to apply for disability benefits. Members in the DC Plan who become disabled are entitled only to their account balance. If a member of the DC Plan dies before retirement benefits begin, the member's designated beneficiary is entitled to receive the member's account balance.

Funding Policy - Employer and member contribution rates are established by the State Teachers Retirement Board and limited by Chapter 3307 of the Ohio Revised Code. For fiscal year 2021, plan members were required to contribute 14% of their annual covered salary. The District was required to contribute 14%; the entire 14% was the portion used to fund pension obligations. The fiscal year 2021 contribution rates were equal to the statutory maximum rates.

The District's contractually required contribution to STRS was \$561,487 for fiscal year 2021. Of this amount, \$102,832 is reported as intergovernmental payable.

Pension Liabilities, Pension Expense, and Deferred Outflows of Resources and Deferred Inflows of Resources Related to Pensions

The net pension liability was measured as of June 30, 2020, and the total pension liability used to calculate the net pension liability was determined by an actuarial valuation as of that date. The District's proportion of the net pension liability was based on the District's share of contributions to the pension plan relative to the projected contributions of all participating entities.

Following is information related to the proportionate share and pension expense:

	SERS	STRS	Total
Proportion of the net pension liability prior measurement date	0.03825270%	0.03164903%	
Proportion of the net pension liability current measurement date	<u>0.03749200%</u>	<u>0.03189674%</u>	
Change in proportionate share	<u>-0.00076070%</u>	<u>0.00024771%</u>	
Proportionate share of the net pension liability	\$ 2,479,800	\$ 7,717,876	\$ 10,197,676
Pension expense	\$ 228,615	\$ 911,695	\$ 1,140,310

**JACKSON-MILTON LOCAL SCHOOL DISTRICT
MAHONING COUNTY, OHIO**

NOTES TO THE BASIC FINANCIAL STATEMENTS
FOR THE FISCAL YEAR ENDED JUNE 30, 2021

NOTE 12 - DEFINED BENEFIT PENSION PLANS - (Continued)

At June 30, 2021, the District reported deferred outflows of resources and deferred inflows of resources related to pensions from the following sources:

	<u>SERS</u>	<u>STRS</u>	<u>Total</u>
Deferred outflows of resources:			
Differences between expected and actual experience	\$ 4,818	\$ 17,319	\$ 22,137
Net difference between projected and actual earnings on pension plan investments	157,419	375,323	532,742
Changes of assumptions	-	414,300	414,300
Difference between employer contributions and proportionate share of contributions/ change in proportionate share	-	96,116	96,116
Contributions subsequent to the measurement date	<u>188,957</u>	<u>561,487</u>	<u>750,444</u>
Total deferred outflows of resources	<u>\$ 351,194</u>	<u>\$ 1,464,545</u>	<u>\$ 1,815,739</u>
	<u>SERS</u>	<u>STRS</u>	<u>Total</u>
Deferred inflows of resources:			
Differences between expected and actual experience	\$ -	\$ 49,351	\$ 49,351
Difference between employer contributions and proportionate share of contributions/ change in proportionate share	<u>48,197</u>	<u>70,255</u>	<u>118,452</u>
Total deferred inflows of resources	<u>\$ 48,197</u>	<u>\$ 119,606</u>	<u>\$ 167,803</u>

\$750,444 reported as deferred outflows of resources related to pension resulting from District contributions subsequent to the measurement date will be recognized as a reduction of the net pension liability in the fiscal year ending June 30, 2022.

Other amounts reported as deferred outflows of resources and deferred inflows of resources related to pension will be recognized in pension expense as follows:

	<u>SERS</u>	<u>STRS</u>	<u>Total</u>
Fiscal Year Ending June 30:			
2022	\$ (37,320)	\$ 243,461	\$ 206,141
2023	36,460	120,218	156,678
2024	65,614	241,766	307,380
2025	<u>49,286</u>	<u>178,007</u>	<u>227,293</u>
Total	<u>\$ 114,040</u>	<u>\$ 783,452</u>	<u>\$ 897,492</u>

**JACKSON-MILTON LOCAL SCHOOL DISTRICT
MAHONING COUNTY, OHIO**

NOTES TO THE BASIC FINANCIAL STATEMENTS
FOR THE FISCAL YEAR ENDED JUNE 30, 2021

NOTE 12 - DEFINED BENEFIT PENSION PLANS - (Continued)

Actuarial Assumptions - SERS

SERS' total pension liability was determined by their actuaries in accordance with GASB Statement No. 67, as part of their annual actuarial valuation for each defined benefit retirement plan. Actuarial valuations of an ongoing plan involve estimates of the value of reported amounts (e.g., salaries, credited service) and assumptions about the probability of occurrence of events far into the future (e.g., mortality, disabilities, retirements, employment termination). Actuarially determined amounts are subject to continual review and potential modifications, as actual results are compared with past expectations and new estimates are made about the future.

Projections of benefits for financial reporting purposes are based on the substantive plan (the plan as understood by the employers and plan members) and include the types of benefits provided at the time of each valuation and the historical pattern of sharing benefit costs between the employers and plan members to that point. The projection of benefits for financial reporting purposes does not explicitly incorporate the potential effects of legal or contractual funding limitations.

Actuarial calculations reflect a long-term perspective. For a newly hired employee, actuarial calculations will take into account the employee's entire career with the employer and also take into consideration the benefits, if any, paid to the employee after termination of employment until the death of the employee and any applicable contingent annuitant. In many cases actuarial calculations reflect several decades of service with the employer and the payment of benefits after termination.

Key methods and assumptions used in calculating the total pension liability in the latest actuarial valuation, prepared as of June 30, 2020, are presented below:

Wage inflation	3.00%
Future salary increases, including inflation	3.50% to 18.20%
COLA or ad hoc COLA	2.50%
Investment rate of return	7.50% net of investment expense, including inflation
Actuarial cost method	Entry age normal (level percent of payroll)

For 2020, the mortality rates were based on the RP-2014 Blue Collar Mortality Table with fully generational projection and a five-year age set-back for both males and females. Mortality among service retired members, and beneficiaries were based upon the RP-2014 Blue Collar Mortality Table with fully generational projection with Scale BB, 120% of male rates, and 110% of female rates. Mortality among disabled members was based upon the RP-2000 Disabled Mortality Table, 90% for male rates and 100% for female rates, set back five years is used for the period after disability retirement.

The most recent experience study was completed for the five year period ended June 30, 2015.

The long-term return expectation for the Pension Plan Investments has been determined using a building-block approach and assumes a time horizon, as defined in SERS' *Statement of Investment Policy*. A forecasted rate of inflation serves as the baseline for the return expectation. Various real return premiums over the baseline inflation rate have been established for each asset class. The long-term expected nominal rate of return has been determined by calculating a weighted average of the expected real return premiums for each asset class, adding the projected inflation rate, and adding the expected return from rebalancing uncorrelated asset classes.

**JACKSON-MILTON LOCAL SCHOOL DISTRICT
MAHONING COUNTY, OHIO**

NOTES TO THE BASIC FINANCIAL STATEMENTS
FOR THE FISCAL YEAR ENDED JUNE 30, 2021

NOTE 12 - DEFINED BENEFIT PENSION PLANS - (Continued)

The target allocation and best estimates of arithmetic real rates of return for each major asset class are summarized in the following table:

Asset Class	Target Allocation	Long-Term Expected Real Rate of Return
Cash	2.00 %	1.85 %
US Equity	22.50	5.75
International Equity	22.50	6.50
Fixed Income	19.00	2.85
Private Equity	12.00	7.60
Real Assets	17.00	6.60
Multi-Asset Strategies	5.00	6.65
Total	<u>100.00 %</u>	

Discount Rate - The total pension liability was calculated using the discount rate of 7.50%. The projection of cash flows used to determine the discount rate assumed the contributions from employers and from the members would be computed based on contribution requirements as stipulated by State statute. Projected inflows from investment earnings were calculated using the long-term assumed investment rate of return (7.50%). Based on those assumptions, the plan's fiduciary net position was projected to be available to make all future benefit payments of current plan members. Therefore, the long-term expected rate of return on pension plan investments was applied to all periods of projected benefits to determine the total pension liability.

Sensitivity of the District's Proportionate Share of the Net Pension Liability to Changes in the Discount Rate - Net pension liability is sensitive to changes in the discount rate, and to illustrate the potential impact the following table presents the net pension liability calculated using the discount rate of 7.50%, as well as what each plan's net pension liability would be if it were calculated using a discount rate that is one percentage point lower (6.50%), or one percentage point higher (8.50%) than the current rate.

	1% Decrease	Current Discount Rate	1% Increase
District's proportionate share of the net pension liability	\$ 3,397,023	\$ 2,479,800	\$ 1,710,232

Actuarial Assumptions - STRS

Key methods and assumptions used in the latest actuarial valuation, reflecting experience study results used in the July 1, 2020, actuarial valuation are presented below:

	July 1, 2020
Inflation	2.50%
Projected salary increases	12.50% at age 20 to 2.50% at age 65
Investment rate of return	7.45%, net of investment expenses, including inflation
Payroll increases	3.00%
Cost-of-living adjustments (COLA)	0.00%

**JACKSON-MILTON LOCAL SCHOOL DISTRICT
MAHONING COUNTY, OHIO**

NOTES TO THE BASIC FINANCIAL STATEMENTS
FOR THE FISCAL YEAR ENDED JUNE 30, 2021

NOTE 12 - DEFINED BENEFIT PENSION PLANS - (Continued)

For the July 1, 2020, actuarial valuation, post-retirement mortality rates for healthy retirees are based on the RP-2014 Annuitant Mortality Table with 50% of rates through age 69, 70% of rates between ages 70 and 79, 90% of rates between ages 80 and 84, and 100% of rates thereafter, projected forward generationally using mortality improvement scale MP-2016. Post-retirement disabled mortality rates are based on the RP-2014 Disabled Mortality Table with 90% of rates for males and 100% of rates for females, projected forward generationally using mortality improvement scale MP-2016. Pre-retirement mortality rates are based on RP-2014 Employee Mortality Table, projected forward generationally using mortality improvement scale MP-2016.

Actuarial assumptions used in the July 1, 2020 valuation are based on the results of an actuarial experience study for the period July 1, 2011 through June 30, 2016.

STRS Ohio's investment consultant develops an estimate range for the investment return assumption based on the target allocation adopted by the Retirement Board. The target allocation and long-term expected rate of return for each major asset class are summarized as follows:

Asset Class	Target Allocation	Long-Term Expected Real Rate of Return *
Domestic Equity	28.00 %	7.35 %
International Equity	23.00	7.55
Alternatives	17.00	7.09
Fixed Income	21.00	3.00
Real Estate	10.00	6.00
Liquidity Reserves	1.00	2.25
Total	100.00 %	

**10-Year geometric nominal returns, which include the real rate of return and inflation of 2.25% and does not include investment expenses. Over a 30-year period, STRS' investment consultant indicates that the above target allocations should generate a return above the actuarial rate of return, without net value added by management.

Discount Rate - The discount rate used to measure the total pension liability was 7.45% as of June 30, 2020. The projection of cash flows used to determine the discount rate assumes member and employer contributions will be made at the statutory contribution rates in accordance with rate increases described above. For this purpose, only employer contributions that are intended to fund benefits of current plan members and their beneficiaries are included. Projected employer contributions that are intended to fund the service costs of future plan members and their beneficiaries, as well as projected contributions from future plan members, are not included. Based on those assumptions, STRS' fiduciary net position was projected to be available to make all projected future benefit payments to current plan members as of June 30, 2020. Therefore, the long-term expected rate of return on pension plan investments of 7.45% was applied to all periods of projected benefit payment to determine the total pension liability as of June 30, 2020.

Sensitivity of the District's Proportionate Share of the Net Pension Liability to Changes in the Discount Rate - The following table presents the District's proportionate share of the net pension liability calculated using the current period discount rate assumption of 7.45%, as well as what the District's proportionate share of the net pension liability would be if it were calculated using a discount rate that is one-percentage-point lower (6.45%) or one-percentage-point higher (8.45%) than the current rate:

	Current		
	1% Decrease	Discount Rate	1% Increase
District's proportionate share of the net pension liability	\$ 10,988,912	\$ 7,717,876	\$ 4,945,946

**JACKSON-MILTON LOCAL SCHOOL DISTRICT
MAHONING COUNTY, OHIO**

NOTES TO THE BASIC FINANCIAL STATEMENTS
FOR THE FISCAL YEAR ENDED JUNE 30, 2021

NOTE 13 - DEFINED BENEFIT OPEB PLANS

Net OPEB Liability/Asset

See Note 12 for a description of the net OPEB liability (asset).

Plan Description - School Employees Retirement System (SERS)

Health Care Plan Description - The District contributes to the SERS Health Care Fund, administered by SERS for non-certificated retirees and their beneficiaries. For GASB 75 purposes, this plan is considered a cost-sharing other postemployment benefit (OPEB) plan. SERS' Health Care Plan provides healthcare benefits to eligible individuals receiving retirement, disability, and survivor benefits, and to their eligible dependents. Members who retire after June 1, 1986, need 10 years of service credit, exclusive of most types of purchased credit, to qualify to participate in SERS' health care coverage. In addition to age and service retirees, disability benefit recipients and beneficiaries who are receiving monthly benefits due to the death of a member or retiree, are eligible for SERS' health care coverage. Most retirees and dependents choosing SERS' health care coverage are over the age of 65 and therefore enrolled in a fully insured Medicare Advantage plan; however, SERS maintains a traditional, self-insured preferred provider organization for its non-Medicare retiree population. For both groups, SERS offers a self-insured prescription drug program. Health care is a benefit that is permitted, not mandated, by statute. The financial report of the Plan is included in the SERS Comprehensive Annual Financial Report which can be obtained on SERS' website at www.ohsers.org under Employers/Audit Resources.

Access to health care for retirees and beneficiaries is permitted in accordance with Section 3309 of the Ohio Revised Code. The Health Care Fund was established and is administered in accordance with Internal Revenue Code Section 105(e). SERS' Retirement Board reserves the right to change or discontinue any health plan or program. Active employee members do not contribute to the Health Care Plan. The SERS Retirement Board established the rules for the premiums paid by the retirees for health care coverage for themselves and their dependents or for their surviving beneficiaries. Premiums vary depending on the plan selected, qualified years of service, Medicare eligibility, and retirement status.

Funding Policy - State statute permits SERS to fund the health care benefits through employer contributions. Each year, after the allocation for statutorily required pensions and benefits, the Retirement Board may allocate the remainder of the employer contribution of 14% of covered payroll to the Health Care Fund in accordance with the funding policy. For the fiscal year ended June 30, 2021, SERS did not allocate any employer contributions to post-employment health care. An additional health care surcharge on employers is collected for employees earning less than an actuarially determined minimum compensation amount, pro-rated if less than a full year of service credit was earned. For fiscal year 2021, this amount was \$23,000. Statutes provide that no employer shall pay a health care surcharge greater than 2% of that employer's SERS-covered payroll; nor may SERS collect in aggregate more than 1.5% of the total statewide SERS-covered payroll for the health care surcharge. For fiscal year 2021, the District's surcharge obligation was \$24,463.

The surcharge added to the allocated portion of the 14% employer contribution rate is the total amount assigned to the Health Care Fund. The District's contractually required contribution to SERS was \$24,463 for fiscal year 2021, which is reported as intergovernmental payable.

Plan Description - State Teachers Retirement System (STRS)

Plan Description – The State Teachers Retirement System of Ohio (STRS) administers a cost-sharing Health Plan administered for eligible retirees who participated in the defined benefit or combined pension plans offered by STRS. Ohio law authorizes STRS to offer this plan. Benefits include hospitalization, physicians' fees, prescription drugs and partial reimbursement of monthly Medicare Part B premiums. Medicare Part B premium reimbursements will be discontinued effective January 1, 2021. The Plan is included in the report of STRS which can be obtained by visiting www.strsoh.org or by calling (888) 227-7877.

**JACKSON-MILTON LOCAL SCHOOL DISTRICT
MAHONING COUNTY, OHIO**

NOTES TO THE BASIC FINANCIAL STATEMENTS
FOR THE FISCAL YEAR ENDED JUNE 30, 2021

NOTE 13 - DEFINED BENEFIT OPEB PLANS - (Continued)

Funding Policy - Ohio Revised Code Chapter 3307 authorizes STRS to offer the Plan and gives the Retirement Board discretionary authority over how much, if any, of the health care costs will be absorbed by STRS. Active employee members do not contribute to the Health Care Plan. Nearly all health care plan enrollees, for the most recent year, pay a portion of the health care costs in the form of a monthly premium. Under Ohio law, funding for post-employment health care may be deducted from employer contributions, currently 14% of covered payroll. For the fiscal year ended June 30, 2021, STRS did not allocate any employer contributions to post-employment health care.

OPEB Liabilities/Assets, OPEB Expense, and Deferred Outflows of Resources and Deferred Inflows of Resources Related to OPEB

The net OPEB liability/asset was measured as of June 30, 2020, and the total OPEB liability/asset used to calculate the net OPEB liability/asset was determined by an actuarial valuation as of that date. The District's proportion of the net OPEB liability/asset was based on the District's share of contributions to the respective retirement systems relative to the contributions of all participating entities.

Following is information related to the proportionate share and OPEB expense:

	<u>SERS</u>	<u>STRS</u>	<u>Total</u>
Proportion of the net OPEB liability/asset prior measurement date	0.03909730%	0.03164903%	
Proportion of the net OPEB liability/asset current measurement date	<u>0.03888100%</u>	<u>0.03189674%</u>	
Change in proportionate share	<u>-0.00021630%</u>	<u>0.00024771%</u>	
Proportionate share of the net OPEB liability	\$ 845,011	\$ -	\$ 845,011
Proportionate share of the net OPEB asset	\$ -	\$ (560,585)	\$ (560,585)
OPEB expense	\$ (9,401)	\$ (38,441)	\$ (47,842)

At June 30, 2021, the District reported deferred outflows of resources and deferred inflows of resources related to OPEB from the following sources:

	<u>SERS</u>	<u>STRS</u>	<u>Total</u>
Deferred outflows of resources:			
Differences between expected and actual experience	\$ 11,097	\$ 35,921	\$ 47,018
Net difference between projected and actual earnings on OPEB plan investments	9,522	19,646	29,168
Changes of assumptions	144,045	9,253	153,298
Difference between employer contributions and proportionate share of contributions/change in proportionate share	17,015	3,712	20,727
Contributions subsequent to the measurement date	<u>24,463</u>	<u>-</u>	<u>24,463</u>
Total deferred outflows of resources	<u>\$ 206,142</u>	<u>\$ 68,532</u>	<u>\$ 274,674</u>

**JACKSON-MILTON LOCAL SCHOOL DISTRICT
MAHONING COUNTY, OHIO**

NOTES TO THE BASIC FINANCIAL STATEMENTS
FOR THE FISCAL YEAR ENDED JUNE 30, 2021

NOTE 13 - DEFINED BENEFIT OPEB PLANS - (Continued)

	<u>SERS</u>	<u>STRS</u>	<u>Total</u>
Deferred inflows of resources:			
Differences between expected and actual experience	\$ 429,748	\$ 111,662	\$ 541,410
Changes of assumptions	21,283	532,461	553,744
Difference between employer contributions and proportionate share of contributions/ change in proportionate share	<u>36,679</u>	<u>22,420</u>	<u>59,099</u>
Total deferred inflows of resources	<u>\$ 487,710</u>	<u>\$ 666,543</u>	<u>\$ 1,154,253</u>

\$24,463 reported as deferred outflows of resources related to OPEB resulting from District contributions subsequent to the measurement date will be recognized as a reduction of the net OPEB liability/asset in the fiscal year ending June 30, 2022.

Other amounts reported as deferred outflows of resources and deferred inflows of resources related to OPEB will be recognized in OPEB expense as follows:

	<u>SERS</u>	<u>STRS</u>	<u>Total</u>
Fiscal Year Ending June 30:			
2022	\$ (60,398)	\$ (149,868)	\$ (210,266)
2023	(59,710)	(136,570)	(196,280)
2024	(59,822)	(131,906)	(191,728)
2025	(61,851)	(127,790)	(189,641)
2026	(47,935)	(24,841)	(72,776)
Thereafter	<u>(16,315)</u>	<u>(27,036)</u>	<u>(43,351)</u>
Total	<u>\$ (306,031)</u>	<u>\$ (598,011)</u>	<u>\$ (904,042)</u>

Actuarial Assumptions - SERS

The total OPEB liability is determined by SERS' actuaries in accordance with GASB Statement No. 74, as part of their annual actuarial valuation for each retirement plan. Actuarial valuations of an ongoing plan involve estimates of the value of reported amounts (e.g., salaries, credited service) and assumptions about the probability of occurrence of events far into the future (e.g., mortality, disabilities, retirements, employment terminations). Actuarially determined amounts are subject to continual review and potential modifications, as actual results are compared with past expectations and new estimates are made about the future.

Projections of benefits for financial reporting purposes are based on the substantive plan (the plan as understood by the employers and plan members) and include the types of benefits provided at the time of each valuation and the historical pattern of sharing benefit costs between the employers and plan members to that point. The projection of benefits for financial reporting purposes does not explicitly incorporate the potential effects of legal or contractual funding limitations.

Actuarial calculations reflect a long-term perspective. For a newly hired employee, actuarial calculations will take into account the employee's entire career with the employer and also take into consideration the benefits, if any, paid to the employee after termination of employment until the death of the employee and any applicable contingent annuitant. In many cases, actuarial calculations reflect several decades of service with the employer and the payment of benefits after termination.

**JACKSON-MILTON LOCAL SCHOOL DISTRICT
MAHONING COUNTY, OHIO**

NOTES TO THE BASIC FINANCIAL STATEMENTS
FOR THE FISCAL YEAR ENDED JUNE 30, 2021

NOTE 13 - DEFINED BENEFIT OPEB PLANS - (Continued)

Key methods and assumptions used in calculating the total OPEB liability in the latest actuarial valuation date of June 30, 2020 are presented below:

Wage inflation	3.00%
Future salary increases, including inflation	3.50% to 18.20%
Investment rate of return	7.50% net of investment expense, including inflation
Municipal bond index rate:	
Measurement date	2.45%
Prior measurement date	3.13%
Single equivalent interest rate, net of plan investment expense, including price inflation:	
Measurement date	2.63%
Prior measurement date	3.22%
Medical trend assumption:	
Measurement date	
Medicare	5.25 to 4.75%
Pre-Medicare	7.00 to 4.75%
Prior measurement date	
Medicare	5.25 to 4.75%
Pre-Medicare	7.00 to 4.75%

Mortality rates were based on the RP-2014 Blue Collar Mortality Table with fully generational projection and Scale BB, 120% of male rates and 110% of female rates. RP-2000 Disabled Mortality Table with 90% for male rates and 100% for female rates set back five years.

The most recent experience study was completed for the five year period ended June 30, 2015.

The long-term expected rate of return on plan assets is reviewed as part of the actuarial five-year experience study. The most recent study covers fiscal years 2010 through 2015, and was adopted by the Board on April 21, 2016. Several factors are considered in evaluating the long-term rate of return assumption including long-term historical data, estimates inherent in current market data, and a log-normal distribution analysis in which best-estimate ranges of expected future real rates of return were developed by the investment consultant for each major asset class. These ranges were combined to produce the long-term expected rate of return, 7.50%, by weighting the expected future real rates of return by the target asset allocation percentage and then adding expected inflation. The capital market assumptions developed by the investment consultant are intended for use over a 10-year horizon and may not be useful in setting the long-term rate of return for funding pension plans which covers a longer timeframe. The assumption is intended to be a long-term assumption and is not expected to change absent a significant change in the asset allocation, a change in the inflation assumption, or a fundamental change in the market that alters expected returns in future years.

**JACKSON-MILTON LOCAL SCHOOL DISTRICT
MAHONING COUNTY, OHIO**

NOTES TO THE BASIC FINANCIAL STATEMENTS
FOR THE FISCAL YEAR ENDED JUNE 30, 2021

NOTE 13 - DEFINED BENEFIT OPEB PLANS - (Continued)

The target asset allocation and best estimates of arithmetic real rates of return for each major asset class, as used in the June 30, 2015 five-year experience study, are summarized as follows:

Asset Class	Target Allocation	Long-Term Expected Real Rate of Return
Cash	2.00 %	1.85 %
US Equity	22.50	5.75
International Equity	22.50	6.50
Fixed Income	19.00	2.85
Private Equity	12.00	7.60
Real Assets	17.00	6.60
Multi-Asset Strategies	5.00	6.65
Total	<u>100.00 %</u>	

Discount Rate - The discount rate used to measure the total OPEB liability at June 30, 2020 was 2.63%. The discount rate used to measure total OPEB liability prior to June 30, 2019 was 3.22%. The projection of cash flows used to determine the discount rate assumed that contributions will be made from members and the System at the state statute contribution rate of 2.00% of projected covered employee payroll each year, which includes a 1.50% payroll surcharge and 0.50% of contributions from the basic benefits plan. Based on these assumptions, the OPEB plan's fiduciary net position was projected to become insufficient to make future benefit payments during the fiscal year ending June 30, 2025. Therefore, the long-term expected rate of return on OPEB plan assets was used to present value the projected benefit payments through the fiscal year ending June 30, 2024 and the Fidelity General Obligation 20-year Municipal Bond Index rate of 2.45%, as of June 30, 2020 (i.e. municipal bond rate), was used to present value the projected benefit payments for the remaining years in the projection. A municipal bond rate of 3.13% was used as of June 30, 2019. The total present value of projected benefit payments from all years was then used to determine the single rate of return that was used as the discount rate. The projection of future benefit payments for all current plan members was until the benefit payments ran out.

Sensitivity of the District's Proportionate Share of the Net OPEB Liability to Changes in the Discount Rate and Changes in the Health Care Cost Trend Rates - The net OPEB liability is sensitive to changes in the discount rate and the health care cost trend rate. The following table presents the net OPEB liability of SERS, what SERS' net OPEB liability would be if it were calculated using a discount rate that is 1 percentage point lower (1.63%) and higher (3.63%) than the current discount rate (2.63%). Also shown is what SERS' net OPEB liability would be based on health care cost trend rates that are 1 percentage point lower (6.00% decreasing to 3.75%) and higher (8.00% decreasing to 5.75%) than the current rate (7.00% decreasing to 4.75%).

	1% Decrease	Current Discount Rate	1% Increase
	District's proportionate share of the net OPEB liability	\$ 1,034,273	\$ 845,011

	1% Decrease	Current Trend Rate	1% Increase
	District's proportionate share of the net OPEB liability	\$ 665,382	\$ 845,011

**JACKSON-MILTON LOCAL SCHOOL DISTRICT
MAHONING COUNTY, OHIO**

NOTES TO THE BASIC FINANCIAL STATEMENTS
FOR THE FISCAL YEAR ENDED JUNE 30, 2021

NOTE 13 - DEFINED BENEFIT OPEB PLANS - (Continued)

Actuarial Assumptions - STRS

Key methods and assumptions used in the latest actuarial valuation, reflecting experience study results used in the July 1, 2020, actuarial valuation, compared with July 1, 2019, are presented below:

	July 1, 2020		July 1, 2019	
	Initial	Ultimate	Initial	Ultimate
Inflation	2.50%		2.50%	
Projected salary increases	12.50% at age 20 to 2.50% at age 65		12.50% at age 20 to 2.50% at age 65	
Investment rate of return	7.45%, net of investment expenses, including inflation		7.45%, net of investment expenses, including inflation	
Payroll increases	3.00%		3.00%	
Cost-of-living adjustments (COLA)	0.00%		0.00%	
Discount rate of return	7.45%		7.45%	
Blended discount rate of return	N/A		N/A	
Health care cost trends				
Medical				
Pre-Medicare	5.00%	4.00%	5.87%	4.00%
Medicare	-6.69%	4.00%	4.93%	4.00%
Prescription Drug				
Pre-Medicare	6.50%	4.00%	7.73%	4.00%
Medicare	11.87%	4.00%	9.62%	4.00%

Projections of benefits include the historical pattern of sharing benefit costs between the employers and retired plan members.

For healthy retirees the mortality rates are based on the RP-2014 Annuitant Mortality Table with 50% of rates through age 69, 70% of rates between ages 70 and 79, 90% of rates between ages 80 and 84, and 100% of rates thereafter, projected forward generationally using mortality improvement scale MP-2016. For disabled retirees, mortality rates are based on the RP-2014 Disabled Mortality Table with 90% of rates for males and 100% of rates for females, projected forward generationally using mortality improvement scale MP-2016.

Actuarial assumptions used in the June 30, 2020 valuation are based on the results of an actuarial experience study for the period July 1, 2011 through June 30, 2016.

Assumption Changes Since the Prior Measurement Date - There were no changes in assumptions since the prior measurement date of June 30, 2019.

Benefit Term Changes Since the Prior Measurement Date - There was no change to the claims costs process. Claim curves were updated to reflect the projected fiscal year end 2021 premium based on June 30, 2020 enrollment distribution. The non-Medicare subsidy percentage was increased effective January 1, 2021 from 1.984% to 2.055% per year of service. The non-Medicare frozen subsidy base premium was increased effective January 1, 2021. The Medicare subsidy percentages were adjusted effective January 1, 2021 to 2.1% for the AMA Medicare plan. The Medicare Part B monthly reimbursement elimination date was postponed indefinitely.

**JACKSON-MILTON LOCAL SCHOOL DISTRICT
MAHONING COUNTY, OHIO**

NOTES TO THE BASIC FINANCIAL STATEMENTS
FOR THE FISCAL YEAR ENDED JUNE 30, 2021

NOTE 13 - DEFINED BENEFIT OPEB PLANS - (Continued)

STRS' investment consultant develops an estimate range for the investment return assumption based on the target allocation adopted by the Retirement Board. The target allocation and long-term expected rate of return for each major asset class are summarized as follows:

Asset Class	Target Allocation	Long-Term Expected Real Rate of Return *
Domestic Equity	28.00 %	7.35 %
International Equity	23.00	7.55
Alternatives	17.00	7.09
Fixed Income	21.00	3.00
Real Estate	10.00	6.00
Liquidity Reserves	1.00	2.25
Total	<u>100.00 %</u>	

**10-Year geometric nominal returns, which include the real rate of return and inflation of 2.25% and does not include investment expenses. Over a 30-year period, STRS' investment consultant indicates that the above target allocations should generate a return above the actuarial rate of return, without net value added by management.

Discount Rate - The discount rate used to measure the total OPEB asset was 7.45% as of June 30, 2020. The projection of cash flows used to determine the discount rate assumes STRS Ohio continues to allocate no employer contributions to the health care fund. Based on these assumptions, the OPEB plan's fiduciary net position was projected to be available to make all projected future benefit payments to current plan members. Therefore, the long-term expected rate of return on health care plan investments of 7.45% was used to measure the total OPEB asset as of June 30, 2020.

Sensitivity of the District's Proportionate Share of the Net OPEB Asset to Changes in the Discount and Health Care Cost Trend Rate - The following table represents the net OPEB asset as of June 30, 2020, calculated using the current period discount rate assumption of 7.45%, as well as what the net OPEB asset would be if it were calculated using a discount rate that is one percentage point lower (6.45%) or one percentage point higher (8.45%) than the current assumption. Also shown is the net OPEB asset as if it were calculated using health care cost trend rates that are one percentage point lower or one percentage point higher than the current health care cost trend rates.

	1% Decrease	Current Discount Rate	1% Increase
	District's proportionate share of the net OPEB asset	\$ 487,745	\$ 560,585

	1% Decrease	Current Trend Rate	1% Increase
	District's proportionate share of the net OPEB asset	\$ 618,550	\$ 560,585

NOTE 14 - BUDGETARY BASIS OF ACCOUNTING

While reporting financial position, results of operations, and changes in fund balance on the basis of generally accepted accounting principles (GAAP), the budgetary basis as provided by law is based upon accounting for certain transactions on a basis of cash receipts and disbursements.

**JACKSON-MILTON LOCAL SCHOOL DISTRICT
MAHONING COUNTY, OHIO**

NOTES TO THE BASIC FINANCIAL STATEMENTS
FOR THE FISCAL YEAR ENDED JUNE 30, 2021

NOTE 14 - BUDGETARY BASIS OF ACCOUNTING - (Continued)

The statement of revenue, expenditures and changes in fund balance - budget and actual (non-GAAP budgetary basis) presented for the general fund is presented on the budgetary basis to provide a meaningful comparison of actual results with the budget. The major differences between the budget basis and the GAAP basis are that:

- (a) Revenues and other financing sources are recorded when received in cash (budget basis) as opposed to when susceptible to accrual (GAAP basis);
- (b) Expenditures and other financing uses are recorded when paid in cash (budget basis) as opposed to when the liability is incurred (GAAP basis);
- (c) In order to determine compliance with Ohio law, and to reserve that portion of the applicable appropriation, total outstanding encumbrances (budget basis) are recorded as the equivalent of an expenditure, as opposed to assigned or committed fund balance for that portion of outstanding encumbrances not already recognized as an account payable (GAAP basis);
- (d) Some funds are included in the general fund (GAAP basis), but have separate legally adopted budgets (budget basis).

The adjustments necessary to convert the results of operations for the year on the budget basis to the GAAP basis for the general fund is as follows:

Net Change in Fund Balance

	<u>General fund</u>
Budget basis	\$ 1,279,325
Net adjustment for revenue accruals	(220,360)
Net adjustment for expenditure accruals	430,158
Net adjustment for other sources/uses	143,092
Funds budgeted elsewhere	<u>(23,026)</u>
GAAP basis	<u>\$ 1,609,189</u>

Certain funds that are legally budgeted in separate special revenue funds are considered part of the general fund on a GAAP basis. This includes the uniform school supplies fund, the public school support fund, emergency levy fund, the management information systems fund and the unclaimed monies fund.

NOTE 15 - CONTINGENCIES

A. Grants

The District receives significant financial assistance from numerous federal, State and local agencies in the form of grants. The disbursement of funds received under these programs generally requires compliance with terms and conditions specified in the grant agreements and are subject to audit by the grantor agencies. Any disallowed claims resulting from such audits could become a liability of the District. However, in the opinion of management, any such disallowed claims will not have a material effect on the financial position of the District.

B. Litigation

The District is involved in no material litigation as either plaintiff or defendant.

**JACKSON-MILTON LOCAL SCHOOL DISTRICT
MAHONING COUNTY, OHIO**

NOTES TO THE BASIC FINANCIAL STATEMENTS
FOR THE FISCAL YEAR ENDED JUNE 30, 2021

NOTE 15 - CONTINGENCIES - (Continued)

C. Foundation Funding

Foundation funding is based on the annualized full-time equivalent (FTE) enrollment of each student. Traditional districts must comply with minimum hours of instruction, instead of a minimum number of school days each year. The funding formula the Ohio Department of Education (ODE) is legislatively required to follow will continue to adjust as enrollment information is updated by the District, which can extend past the fiscal year-end. As of the date of this report, ODE has finalized the impact of enrollment adjustments to the June 30, 2021 Foundation funding for the District and the adjustments were not material.

NOTE 16 - SET-ASIDES

The District is required by State law to annually set-aside certain general fund revenue amounts, as defined by statutory formula, for the acquisition and construction of capital improvements. Amounts not spent by the end of the fiscal year or offset by similarly restricted resources received during the year must be held in cash at fiscal year-end. This amount must be carried forward to be used for the same purpose in future years. Expenditures exceeding the set-aside requirement may not be carried forward to the next fiscal year.

The following cash-basis information describes the change in the fiscal year-end set-aside amount for capital improvements. Disclosure of this information is required by State statute.

	<u>Capital Improvements</u>
Set-aside balance June 30, 2020	\$ -
Current year set-aside requirement	145,477
Current year offsets	<u>(145,477)</u>
Total	<u>\$ -</u>
Balance carried forward to fiscal year 2022	<u>\$ -</u>
Set-aside balance June 30, 2021	<u>\$ -</u>

NOTE 17 - TAX ABATEMENTS

Jackson Township entered into tax abatement agreements with various companies for the abatement of property taxes to bring jobs and economic development into the area. The agreements affect the property tax receipts collected and distributed to the District. Under the agreements, the District’s property taxes were reduced by \$202,145 during fiscal year 2021.

NOTE 18 - COVID-19

The United States and the State of Ohio declared a state of emergency in March of 2020 due to the COVID-19 pandemic. The financial impact of COVID-19 and the continuing emergency measures may impact subsequent periods of the District. The District’s investment portfolio and the pension and other employee benefits plan in which the District participate fluctuates with market conditions, and due to market volatility, the amount of gains or losses that will be realized in subsequent periods, if any, cannot be determined. In addition, the impact on the District’s future operating costs, revenues, and additional recovery from emergency funding, either federal or state, cannot be estimated.

**JACKSON-MILTON LOCAL SCHOOL DISTRICT
MAHONING COUNTY, OHIO**

**NOTES TO THE BASIC FINANCIAL STATEMENTS
FOR THE FISCAL YEAR ENDED JUNE 30, 2021**

NOTE 19 - OTHER COMMITMENTS

The District utilizes encumbrance accounting as part of its budgetary controls. Encumbrances outstanding at year end may be reported as part of restricted, committed, or assigned classifications of fund balance. At year end, the District's commitments for encumbrances in the governmental funds were as follows:

<u>Fund</u>	<u>Fiscal Year-End Encumbrances</u>
Nonmajor governmental fund:	
Student wellness and success	\$ 207,946

NOTE 20 - SUBSEQUENT EVENT

For fiscal year 2022, District foundation funding received from the state of Ohio will be funded using a direct funding model. Under this new model, community school, STEM school and scholarship funding will be directly funded by the State of Ohio to the respective schools. For fiscal year 2021 and prior, the amounts related to students who were residents of the District were funded to the District who, in turn, made the payment to the respective school. For fiscal year 2021, the District reported \$228,765 in revenue and expenditures/expense related to these programs. This new funding system calculates a unique base cost and a unique "per-pupil local capacity amount" for each District. The District's state core foundation funding is then calculated. Any change in funding will be subject to a phase in percentage of 16.67 percent for fiscal year 2022 and 33.33 percent for fiscal year 2023.

THIS PAGE IS INTENTIONALLY LEFT BLANK

REQUIRED SUPPLEMENTARY INFORMATION

**JACKSON-MILTON LOCAL SCHOOL DISTRICT
MAHONING COUNTY, OHIO**

SCHEDULES OF REQUIRED SUPPLEMENTARY INFORMATION

SCHEDULE OF THE DISTRICT'S PROPORTIONATE SHARE OF
THE NET PENSION LIABILITY
SCHOOL EMPLOYEES RETIREMENT SYSTEM (SERS) OF OHIO

LAST EIGHT FISCAL YEARS

	<u>2021</u>	<u>2020</u>	<u>2019</u>	<u>2018</u>	<u>2017</u>
District's proportion of the net pension liability	0.03749200%	0.03825270%	0.03991380%	0.03817660%	0.03985920%
District's proportionate share of the net pension liability	\$ 2,479,800	\$ 2,288,726	\$ 2,285,937	\$ 2,280,968	\$ 2,917,326
District's covered payroll	\$ 1,291,136	\$ 1,292,422	\$ 1,291,304	\$ 1,245,271	\$ 1,273,086
District's proportionate share of the net pension liability as a percentage of its covered payroll	192.06%	177.09%	177.03%	183.17%	229.15%
Plan fiduciary net position as a percentage of the total pension liability	68.55%	70.85%	71.36%	69.50%	62.98%

Note: Information prior to 2014 was unavailable. Schedule is intended to show information for 10 years. Additional years will be displayed as they become available.

Amounts presented for each fiscal year were determined as of the District's measurement date which is the prior year-end.

SEE ACCOMPANYING NOTES TO THE REQUIRED SUPPLEMENTARY INFORMATION

<u>2016</u>	<u>2015</u>	<u>2014</u>
0.04046260%	0.03915500%	0.03915500%
\$ 2,308,835	\$ 1,981,612	\$ 2,328,422
\$ 1,218,134	\$ 1,137,771	\$ 1,148,779
189.54%	174.17%	202.69%
69.16%	71.70%	65.52%

**JACKSON-MILTON LOCAL SCHOOL DISTRICT
MAHONING COUNTY, OHIO**

SCHEDULES OF REQUIRED SUPPLEMENTARY INFORMATION

SCHEDULE OF THE DISTRICT'S PROPORTIONATE SHARE OF
THE NET PENSION LIABILITY
STATE TEACHERS RETIREMENT SYSTEM (STRS) OF OHIO

LAST EIGHT FISCAL YEARS

	<u>2021</u>	<u>2020</u>	<u>2019</u>	<u>2018</u>	<u>2017</u>
District's proportion of the net pension liability	0.03189674%	0.03164903%	0.03094810%	0.03173689%	0.03189748%
District's proportionate share of the net pension liability	\$ 7,717,876	\$ 6,998,993	\$ 6,804,792	\$ 7,539,166	\$ 10,677,048
District's covered payroll	\$ 3,885,779	\$ 3,677,657	\$ 3,569,536	\$ 3,527,179	\$ 3,340,371
District's proportionate share of the net pension liability as a percentage of its covered payroll	198.62%	190.31%	190.64%	213.74%	319.64%
Plan fiduciary net position as a percentage of the total pension liability	75.48%	77.40%	77.31%	75.30%	66.80%

Note: Information prior to 2014 was unavailable. Schedule is intended to show information for 10 years. Additional years will be displayed as they become available.

Amounts presented for each fiscal year were determined as of the District's measurement date which is the prior year-end.

SEE ACCOMPANYING NOTES TO THE REQUIRED SUPPLEMENTARY INFORMATION

<u>2016</u>	<u>2015</u>	<u>2014</u>
0.03188003%	0.03290137%	0.03290137%
\$ 8,810,708	\$ 8,002,752	\$ 9,532,826
\$ 3,326,150	\$ 3,361,608	\$ 3,717,023
264.89%	238.06%	256.46%
72.10%	74.70%	69.30%

**JACKSON-MILTON LOCAL SCHOOL DISTRICT
MAHONING COUNTY, OHIO**

SCHEDULES OF REQUIRED SUPPLEMENTARY INFORMATION

SCHEDULE OF DISTRICT PENSION CONTRIBUTIONS
SCHOOL EMPLOYEES RETIREMENT SYSTEM (SERS) OF OHIO

LAST TEN FISCAL YEARS

	<u>2021</u>	<u>2020</u>	<u>2019</u>	<u>2018</u>	<u>2017</u>
Contractually required contribution	\$ 188,957	\$ 180,759	\$ 174,477	\$ 174,326	\$ 174,338
Contributions in relation to the contractually required contribution	<u>(188,957)</u>	<u>(180,759)</u>	<u>(174,477)</u>	<u>(174,326)</u>	<u>(174,338)</u>
Contribution deficiency (excess)	<u>\$ -</u>	<u>\$ -</u>	<u>\$ -</u>	<u>\$ -</u>	<u>\$ -</u>
District's covered payroll	\$ 1,349,693	\$ 1,291,136	\$ 1,292,422	\$ 1,291,304	\$ 1,245,271
Contributions as a percentage of covered payroll	14.00%	14.00%	13.50%	13.50%	14.00%

SEE ACCOMPANYING NOTES TO THE REQUIRED SUPPLEMENTARY INFORMATION

<u>2016</u>	<u>2015</u>	<u>2014</u>	<u>2013</u>	<u>2012</u>
\$ 178,232	\$ 160,550	\$ 157,695	\$ 158,991	\$ 153,215
<u>(178,232)</u>	<u>(160,550)</u>	<u>(157,695)</u>	<u>(158,991)</u>	<u>(153,215)</u>
<u>\$ -</u>	<u>\$ -</u>	<u>\$ -</u>	<u>\$ -</u>	<u>\$ -</u>
\$ 1,273,086	\$ 1,218,134	\$ 1,137,771	\$ 1,148,779	\$ 1,139,145
14.00%	13.18%	13.86%	13.84%	13.45%

**JACKSON-MILTON LOCAL SCHOOL DISTRICT
MAHONING COUNTY, OHIO**

SCHEDULES OF REQUIRED SUPPLEMENTARY INFORMATION

SCHEDULE OF DISTRICT PENSION CONTRIBUTIONS
STATE TEACHERS RETIREMENT SYSTEM (STRS) OF OHIO

LAST TEN FISCAL YEARS

	<u>2021</u>	<u>2020</u>	<u>2019</u>	<u>2018</u>	<u>2017</u>
Contractually required contribution	\$ 561,487	\$ 544,009	\$ 514,872	\$ 499,735	\$ 493,805
Contributions in relation to the contractually required contribution	<u>(561,487)</u>	<u>(544,009)</u>	<u>(514,872)</u>	<u>(499,735)</u>	<u>(493,805)</u>
Contribution deficiency (excess)	<u>\$ -</u>	<u>\$ -</u>	<u>\$ -</u>	<u>\$ -</u>	<u>\$ -</u>
District's covered payroll	\$ 4,010,621	\$ 3,885,779	\$ 3,677,657	\$ 3,569,536	\$ 3,527,179
Contributions as a percentage of covered payroll	14.00%	14.00%	14.00%	14.00%	14.00%

SEE ACCOMPANYING NOTES TO THE REQUIRED SUPPLEMENTARY INFORMATION

<u>2016</u>	<u>2015</u>	<u>2014</u>	<u>2013</u>	<u>2012</u>
\$ 467,652	\$ 465,661	\$ 437,009	\$ 483,213	\$ 476,509
<u>(467,652)</u>	<u>(465,661)</u>	<u>(437,009)</u>	<u>(483,213)</u>	<u>(476,509)</u>
<u>\$ -</u>	<u>\$ -</u>	<u>\$ -</u>	<u>\$ -</u>	<u>\$ -</u>
\$ 3,340,371	\$ 3,326,150	\$ 3,361,608	\$ 3,717,023	\$ 3,665,454
14.00%	14.00%	13.00%	13.00%	13.00%

**JACKSON-MILTON LOCAL SCHOOL DISTRICT
MAHONING COUNTY, OHIO**

SCHEDULES OF REQUIRED SUPPLEMENTARY INFORMATION

SCHEDULE OF THE DISTRICT'S PROPORTIONATE SHARE OF
THE NET OPEB LIABILITY
SCHOOL EMPLOYEES RETIREMENT SYSTEM (SERS) OF OHIO

LAST FIVE FISCAL YEARS

	<u>2021</u>	<u>2020</u>	<u>2019</u>	<u>2018</u>	<u>2017</u>
District's proportion of the net OPEB liability	0.03888100%	0.03909730%	0.04027300%	0.03874360%	0.04035144%
District's proportionate share of the net OPEB liability	\$ 845,011	\$ 983,215	\$ 1,117,282	\$ 1,039,776	\$ 1,150,165
District's covered payroll	\$ 1,291,136	\$ 1,292,422	\$ 1,291,304	\$ 1,245,271	\$ 1,273,086
District's proportionate share of the net OPEB liability as a percentage of its covered payroll	65.45%	76.08%	86.52%	83.50%	90.34%
Plan fiduciary net position as a percentage of the total OPEB liability	18.17%	15.57%	13.57%	12.46%	11.49%

Note: Information prior to 2017 was unavailable. Schedule is intended to show information for 10 years. Additional years will be displayed as they become available.

Amounts presented for each fiscal year were determined as of the District's measurement date which is the prior year-end.

SEE ACCOMPANYING NOTES TO THE REQUIRED SUPPLEMENTARY INFORMATION

**JACKSON-MILTON LOCAL SCHOOL DISTRICT
MAHONING COUNTY, OHIO**

SCHEDULES OF REQUIRED SUPPLEMENTARY INFORMATION

SCHEDULE OF THE DISTRICT'S PROPORTIONATE SHARE OF
THE NET OPEB LIABILITY/ASSET
STATE TEACHERS RETIREMENT SYSTEM (STRS) OF OHIO

LAST FIVE FISCAL YEARS

	<u>2021</u>	<u>2020</u>	<u>2019</u>	<u>2018</u>	<u>2017</u>
District's proportion of the net OPEB liability/asset	0.03189674%	0.03164903%	0.03094810%	0.03173689%	0.03189748%
District's proportionate share of the net OPEB liability/(asset)	\$ (560,585)	\$ (524,184)	\$ (497,304)	\$ 1,238,256	\$ 1,705,886
District's covered payroll	\$ 3,885,779	\$ 3,677,657	\$ 3,569,536	\$ 3,527,179	\$ 3,340,371
District's proportionate share of the net OPEB liability/asset as a percentage of its covered payroll	14.43%	14.25%	13.93%	35.11%	51.07%
Plan fiduciary net position as a percentage of the total OPEB liability/asset	182.10%	174.70%	176.00%	47.10%	37.30%

Note: Information prior to 2017 was unavailable. Schedule is intended to show information for 10 years. Additional years will be displayed as they become available.

Amounts presented for each fiscal year were determined as of the District's measurement date which is the prior year-end.

SEE ACCOMPANYING NOTES TO THE REQUIRED SUPPLEMENTARY INFORMATION

**JACKSON-MILTON LOCAL SCHOOL DISTRICT
MAHONING COUNTY, OHIO**

SCHEDULES OF REQUIRED SUPPLEMENTARY INFORMATION

SCHEDULE OF DISTRICT OPEB CONTRIBUTIONS
SCHOOL EMPLOYEES RETIREMENT SYSTEM (SERS) OF OHIO

LAST TEN FISCAL YEARS

	<u>2021</u>	<u>2020</u>	<u>2019</u>	<u>2018</u>	<u>2017</u>
Contractually required contribution	\$ 24,463	\$ 24,863	\$ 29,837	\$ 27,230	\$ 20,279
Contributions in relation to the contractually required contribution	<u>(24,463)</u>	<u>(24,863)</u>	<u>(29,837)</u>	<u>(27,230)</u>	<u>(20,279)</u>
Contribution deficiency (excess)	<u>\$ -</u>	<u>\$ -</u>	<u>\$ -</u>	<u>\$ -</u>	<u>\$ -</u>
District's covered payroll	\$ 1,349,693	\$ 1,291,136	\$ 1,292,422	\$ 1,291,304	\$ 1,245,271
Contributions as a percentage of covered payroll	1.81%	1.93%	2.31%	2.11%	1.63%

SEE ACCOMPANYING NOTES TO THE REQUIRED SUPPLEMENTARY INFORMATION

<u>2016</u>	<u>2015</u>	<u>2014</u>	<u>2013</u>	<u>2012</u>
\$ 20,240	\$ 29,843	\$ 21,588	\$ 19,139	\$ 23,710
<u>(20,240)</u>	<u>(29,843)</u>	<u>(21,588)</u>	<u>(19,139)</u>	<u>(23,710)</u>
<u>\$ -</u>	<u>\$ -</u>	<u>\$ -</u>	<u>\$ -</u>	<u>\$ -</u>
\$ 1,273,086	\$ 1,218,134	\$ 1,137,771	\$ 1,148,779	\$ 1,139,145
1.59%	2.45%	1.90%	1.67%	2.08%

**JACKSON-MILTON LOCAL SCHOOL DISTRICT
MAHONING COUNTY, OHIO**

SCHEDULES OF REQUIRED SUPPLEMENTARY INFORMATION

SCHEDULE OF DISTRICT OPEB CONTRIBUTIONS
STATE TEACHERS RETIREMENT SYSTEM (STRS) OF OHIO

LAST TEN FISCAL YEARS

	<u>2021</u>	<u>2020</u>	<u>2019</u>	<u>2018</u>	<u>2017</u>
Contractually required contribution	\$ -	\$ -	\$ -	\$ -	\$ -
Contributions in relation to the contractually required contribution	-	-	-	-	-
Contribution deficiency (excess)	<u>\$ -</u>	<u>\$ -</u>	<u>\$ -</u>	<u>\$ -</u>	<u>\$ -</u>
District's covered payroll	\$ 4,010,621	\$ 3,885,779	\$ 3,677,657	\$ 3,569,536	\$ 3,527,179
Contributions as a percentage of covered payroll	0.00%	0.00%	0.00%	0.00%	0.00%

SEE ACCOMPANYING NOTES TO THE REQUIRED SUPPLEMENTARY INFORMATION

<u>2016</u>	<u>2015</u>	<u>2014</u>	<u>2013</u>	<u>2012</u>
\$ -	\$ -	\$ 35,023	\$ 37,170	\$ 36,655
-	-	(35,023)	(37,170)	(36,655)
<u>\$ -</u>	<u>\$ -</u>	<u>\$ -</u>	<u>\$ -</u>	<u>\$ -</u>
\$ 3,340,371	\$ 3,326,150	\$ 3,361,608	\$ 3,717,023	\$ 3,665,454
0.00%	0.00%	1.00%	1.00%	1.00%

**JACKSON-MILTON LOCAL SCHOOL DISTRICT
MAHONING COUNTY, OHIO**

NOTES TO THE REQUIRED SUPPLEMENTARY INFORMATION
FOR THE FISCAL YEAR ENDED JUNE 30, 2021

PENSION

SCHOOL EMPLOYEES RETIREMENT SYSTEM (SERS) OF OHIO

Changes in benefit terms: There were no changes in benefit terms from the amounts reported for fiscal years 2014-2017. For fiscal year 2018, SERS changed from a fixed 3% annual increase to a Cost of Living Adjustment (COLA) based on the changes in the Consumer Price Index (CPI-W), with a cap of 2.5% and a floor of 0%. There were no changes in benefit terms from the amounts previously reported for fiscal years 2019-2021.

Changes in assumptions: There were no changes in methods and assumptions used in the calculation of actuarial determined contributions for fiscal years 2014-2016. For fiscal year 2017, the following changes of assumptions affected the total pension liability since the prior measurement date: (a) the assumed rate of inflation was reduced from 3.25% to 3.00%, (b) payroll growth assumption was reduced from 4.00% to 3.50%, (c) assumed real wage growth was reduced from 0.75% to 0.50%, (d) rates of withdrawal, retirement and disability were updated to reflect recent experience, (e) mortality among active members was updated to RP-2014 Blue Collar Mortality Table with fully generational projection and a five year age set-back for both males and females, (f) mortality among service retired members and beneficiaries was updated to the following RP-2014 Blue Collar Mortality Table with fully generational projection with Scale BB, 120% of male rates and 110% of female rates, (g) mortality among disabled members was updated to RP-2000 Disabled Mortality Table, 90% for male rates and 100% for female rates, set back five years is used for the period after disability retirement and (h) the discount rate was reduced from 7.75% to 7.50%. There were no changes in methods and assumptions used in the calculation of actuarial determined contributions for fiscal years 2018-2021.

STATE TEACHERS RETIREMENT SYSTEM (STRS) OF OHIO

Changes in benefit terms: There were no changes in benefit terms from the amounts reported for fiscal years 2014-2017. For fiscal year 2018, STRS decreased the Cost of Living Adjustment (COLA) to zero. There were no changes in benefit terms from amounts previously reported for fiscal years 2019-2021.

Changes in assumptions: There were no changes in methods and assumptions used in the calculation of actuarial determined contributions for fiscal years 2014-2017. For fiscal year 2018, the following changes of assumption affected the total pension liability since the prior measurement date: (a) the long-term expected rate of return was reduced from 7.75% to 7.45%, (b) the inflation assumption was lowered from 2.75% to 2.50%, (c) the payroll growth assumption was lowered to 3.00%, (d) total salary increases rate was lowered by decreasing the merit component of the individual salary increases, in addition to a decrease of 0.25% due to lower inflation, (e) the healthy and disabled mortality assumptions were updated to the RP-2014 mortality tables with generational improvement scale MP-2016 and (f) rates of retirement, termination and disability were modified to better reflect anticipated future experience. There were no changes in methods and assumptions used in the calculation of actuarial determined contributions for fiscal years 2019-2021.

OTHER POSTEMPLOYMENT BENEFITS (OPEB)

SCHOOL EMPLOYEES RETIREMENT SYSTEM (SERS) OF OHIO

Changes in benefit terms: There were no changes in benefit terms from the amounts previously reported for fiscal years 2017-2021.

(Continued)

**JACKSON-MILTON LOCAL SCHOOL DISTRICT
MAHONING COUNTY, OHIO**

NOTES TO THE REQUIRED SUPPLEMENTARY INFORMATION (CONTINUED)
FOR THE FISCAL YEAR ENDED JUNE 30, 2021

OTHER POSTEMPLOYMENT BENEFITS (OPEB) (Continued)

Changes in assumptions: There were no changes in methods and assumptions used in the calculation of actuarial determined contributions for fiscal year 2017. For fiscal year 2018, the following changes of assumptions affected the total OPEB liability since the prior measurement date: (a) assumed rate of inflation was reduced from 3.25% to 3.00%, (b) payroll growth assumption was reduced from 4.00% to 3.50%, (c) assumed real wage growth was reduced from 0.75% to 0.50%, (d) rates of withdrawal, retirement, and disability were updated to reflect recent experience, (e) mortality among active members was updated to the following: RP-2014 Blue Collar Mortality Table with fully generational projection and a five-year age set-back for both males and females, (f) mortality among service retired members and beneficiaries was updated to the following: RP-2014 Blue Collar Mortality Table with fully generational projection with Scale BB, 120% of male rates, and 110% of female rates, (g) mortality among disabled members was updated to the following: RP-2000 Disabled Mortality Table, 90% for male rates and 100% for female rates, set back five years is used for the period after disability retirement, (h) the municipal bond index rate increased from 2.92% to 3.56% and (i) the single equivalent interest rate, net of plan investment expense, including price inflation increased from 2.98% to 3.63%. For fiscal year 2019, the following changes of assumptions affected the total OPEB liability since the prior measurement date: (a) the discount rate increased from 3.63% to 3.70%, (b) the health care cost trend rates for Medicare were changed from a range of 5.50%-5.00% to a range of 5.375%-4.75% and Pre-Medicare were changed from a range of 7.50%-5.00% to a range of 7.25%-4.75%, (c) the municipal bond index rate increased from 3.56% to 3.62% and (d) the single equivalent interest rate, net of plan investment expense, including price inflation increased from 3.63% to 3.70%. For fiscal year 2020, the following changes of assumptions affected the total OPEB liability since the prior measurement date: (a) the discount rate decreased from 3.70% to 3.22%, (b) the health care cost trend rates for Medicare were changed from a range of 5.375%-4.75% to a range of 5.25%-4.75% and Pre-Medicare were changed from a range of 7.25%-4.75% to a range of 7.00%-4.75%, (c) the municipal bond index rate decreased from 3.62% to 3.13% and (d) the single equivalent interest rate, net of plan investment expense, including price inflation decreased from 3.70% to 3.22%. For fiscal year 2021, the following changes of assumptions affected the total OPEB liability since the prior measurement date: (a) the discount rate decreased from 3.22% to 2.63% and (b) the municipal bond index rate decreased from 3.13% to 2.45%.

STATE TEACHERS RETIREMENT SYSTEM (STRS) OF OHIO

Changes in benefit terms: There were no changes in benefit terms from the amounts previously reported for fiscal year 2017. For fiscal year 2018, STRS reduced the subsidy multiplier for non-Medicare benefit recipients from 2.1% to 1.9% per year of service. Medicare Part B premium reimbursements were discontinued for certain survivors and beneficiaries and all remaining Medicare Part B premium reimbursements will be discontinued beginning January 2019. For fiscal year 2019, STRS increased the subsidy multiplier for non-Medicare benefit recipients from 1.9% to 1.944% per year of service effective January 1, 2019. The non-Medicare frozen subsidy base premium was increased January 1, 2019 and all remaining Medicare Part B premium reimbursements will be discontinued beginning January 1, 2020. For fiscal year 2020, STRS increased the subsidy percentage from 1.944% to 1.984% effective January 1, 2020. The Medicare subsidy percentages were adjusted effective January 1, 2021 to 2.1% for the Medicare plan. The Medicare Part B monthly reimbursement elimination date was postponed to January 1, 2021. For fiscal year 2021, the non-Medicare subsidy percentage was increased effective January 1, 2021 from 1.984% to 2.055% per year of service. The non-Medicare frozen subsidy base premium was increased effective January 1, 2021. The Medicare subsidy percentages were adjusted effective January 1, 2021 to 2.1% for the AMA Medicare plan. The Medicare Part B monthly reimbursement elimination date was postponed indefinitely.

Changes in assumptions: There were no changes in methods and assumptions used in the calculation of actuarial determined contributions for fiscal year 2017. For fiscal year 2018, the following changes of assumptions affected the total OPEB liability since the prior measurement date: (a) the discount rate was increased from 3.26% to 4.13% based on the methodology defined under GASB Statement No. 74, Financial Reporting for Postemployment Benefit Plans Other Than Pension Plans (OPEB), (b) the long term expected rate of return was reduced from 7.75% to 7.45%, (c) valuation year per capita health care costs were updated, and the salary scale was modified, (d) the percentage of future retirees electing each option was updated based on current data and the percentage of future disabled retirees and terminated vested participants electing health coverage were decreased and (e) the assumed mortality, disability, retirement, withdrawal and future health care cost trend rates were modified along with the portion of rebated prescription drug costs. For fiscal year 2019, the following changes of assumptions affected the total OPEB liability/asset since the prior measurement date: (a) the discount rate was increased from the blended rate of 4.13% to the long-term expected rate of return of 7.45% based on the methodology defined under GASB Statement No. 74, Financial Reporting for Postemployment Benefit Plans Other Than Pension Plans (OPEB) and (b) decrease in health care cost trend rates from 6.00%-11.00% initial; 4.50% ultimate down to Medical Pre-Medicare 6.00% and Medicare 5.00% initial; 4.00% ultimate and Prescription Drug Pre-Medicare 8.00% and Medicare (5.23%) initial; 4.00% ultimate. For fiscal year 2020, health care cost trend rates were changed to the following: medical pre-Medicare from 6.00% initial - 4.00% ultimate down to 5.87% initial - 4.00% ultimate; medical Medicare from 5.00% initial - 4.00% ultimate down to 4.93% initial - 4.00% ultimate; prescription drug pre-Medicare from 8.00% initial - 4.00% ultimate down to 7.73% initial - 4.00% ultimate and (5.23%) initial - 4.00% ultimate up to 9.62% initial - 4.00% ultimate. For fiscal year 2021, health care cost trend rates were changed to the following: medical pre-Medicare from 5.87% initial - 4.00% ultimate down to 5.00% initial - 4.00% ultimate; medical Medicare from 4.93% initial - 4.00% ultimate down to 9.62% initial - 4.00% ultimate up to 11.87% initial - 4.00% ultimate.

This page intentionally left blank.

**JACKSON MILTON LOCAL SCHOOL DISTRICT
MAHONING COUNTY**

**SCHEDULE OF FEDERAL AWARDS RECEIPTS AND EXPENDITURES
FOR THE YEAR ENDED JUNE 30, 2021**

FEDERAL GRANTOR Pass Through Grantor Program / Cluster Title	Federal CFDA Number	Total Federal Receipts	Total Federal Expenditures
U.S. DEPARTMENT OF AGRICULTURE			
<i>Passed Through Ohio Department of Education:</i>			
Child Nutrition Cluster:			
COVID-19 School Breakfast Program	10.553	\$10,306	\$10,306
School Breakfast Program	10.553	77,455	77,455
COVID-19 National School Lunch Program	10.555	16,439	16,439
National School Lunch Program	10.555	244,956	244,956
Total U.S. Department of Agriculture - Nutrition Cluster		349,156	349,156
U.S. DEPARTMENT OF TREASURY			
<i>Passed Through Ohio Department of Education:</i>			
COVID-19 CRF - Coronavirus Relief Fund	21.019	45,420	45,420
COVID-19 CRF - Broadband Ohio	21.019	104,830	104,830
Total U.S. Department of Treasury - Coronavirus Relief and Broadband		150,250	150,250
U.S. DEPARTMENT OF EDUCATION			
<i>Passed Through Ohio Department of Education:</i>			
Title I Grants to Local Educational Agencies - 2021	84.010	178,232	179,208
Title I - Expanding Opportunities	84.010	3,826	3,826
Total Title I Grants to Local Educational Agencies		182,058	183,034
Improving Teacher Quality State Grants (Title II-A) - 2021	84.367	24,671	24,671
Total Improving Teacher Quality State Grants		24,671	24,671
Title IV-A Student Support - 2021	84.424	15,019	14,689
Total Title IV-A Student Support		15,019	14,689
Rural Low Income Grant	84.358	14,910	14,910
Total Rural Low Income Grant		14,910	14,910
Special Education Cluster:			
Special Education Grants to States (IDEA, Part B) - 2021	84.027	170,133	171,095
<i>Passed Through Mahoning County Educational Service Center:</i>			
IDEA Preschool Grant	84.173	4,093	4,093
Total Special Education Cluster		174,226	175,188
Total U.S. Department of Education		410,884	412,492
Total Federal Awards Receipts and Expenditures		\$ 910,290	\$ 911,898

The accompanying notes are an integral part of this schedule.

**JACKSON MILTON LOCAL SCHOOL DISTRICT
MAHONING COUNTY**

**NOTES TO THE SCHEDULE OF FEDERAL AWARDS RECEIPTS AND EXPENDITURES
2 CFR 200.510(b)(6)
FOR THE YEAR ENDED JUNE 30, 2021**

NOTE A – BASIS OF PRESENTATION

The accompanying Schedule of Federal Awards Receipts and Expenditures (the Schedule) includes the federal award activity of Jackson Milton Local School District (the District's) under programs of the federal government for the year ended June 30, 2021. The information on this Schedule is prepared in accordance with the requirements of Title 2 U.S. Code of Federal Regulations Part 200, *Uniform Administrative Requirements, Cost Principles, and Audit Requirements for Federal Awards* (Uniform Guidance). Because the Schedule presents only a selected portion of the operations of the District, it is not intended to and does not present the financial position or changes in net position of the District.

NOTE B – SUMMARY OF SIGNIFICANT ACCOUNTING POLICIES

Expenditures reported on the Schedule are reported on the cash basis of accounting. Such expenditures are recognized following the cost principles contained in Title 2 U.S. Code of Federal Regulations Part 200, *Uniform Administrative Requirements, Cost Principles, and Audit Requirements for Federal Awards*, wherein certain types of expenditures may or may not be allowable or may be limited as to reimbursement. The District has not elected to use the 10-percent de minimis indirect cost rate as allowed under the Uniform Guidance.

NOTE C - CHILD NUTRITION CLUSTER

The District commingles cash receipts from the U.S. Department of Agriculture with similar State grants. When reporting expenditures on this Schedule, the District assumes it expends federal monies first.

NOTE D – FOOD DONATION PROGRAM

The District reports commodities consumed on the Schedule at the entitlement value. The District allocated donated food commodities to the respective program that benefitted from the use of those donated food commodities.



**INDEPENDENT AUDITOR'S REPORT ON INTERNAL CONTROL OVER
FINANCIAL REPORTING AND ON COMPLIANCE AND OTHER MATTERS
REQUIRED BY GOVERNMENT AUDITING STANDARDS**

Jackson Milton Local School District
Mahoning County
13910 Mahoning Avenue
North Jackson, Ohio 44451

To the Board of Education:

We have audited, in accordance with auditing standards generally accepted in the United States and the Comptroller General of the United States' *Government Auditing Standards*, the financial statements of the governmental activities, each major fund, and the aggregate remaining fund information of the Jackson Milton Local School District, Mahoning County, (the District) as of and for the ended June 30, 2021, and the related notes to the financial statements, which collectively comprise the District's basic financial statements and have issued our report thereon dated January 25, 2022 wherein we noted the financial impact of COVID-19 and the continuing emergency measures which may impact subsequent periods of the District.

Internal Control Over Financial Reporting

As part of our financial statement audit, we considered the District's internal control over financial reporting (internal control) as a basis for designing audit procedures appropriate in the circumstances to the extent necessary to support our opinions on the financial statements, but not to the extent necessary to opine on the effectiveness of the District's internal control. Accordingly, we have not opined on it.

A *deficiency in internal control* exists when the design or operation of a control does not allow management or employees, when performing their assigned functions, to prevent, or detect and timely correct misstatements. A *material weakness* is a deficiency, or combination of internal control deficiencies resulting in a reasonable possibility that internal control will not prevent or detect and timely correct a material misstatement of the District's financial statements. A *significant deficiency* is a deficiency, or a combination of deficiencies, in internal control that is less severe than a material weakness, yet important enough to merit attention by those charged with governance.

Our consideration of internal control was for the limited purpose described in the first paragraph of this section and was not designed to identify all internal control deficiencies that might be material weaknesses or significant deficiencies. Given these limitations, we did not identify any deficiencies in internal control that we consider material weaknesses. However, unidentified material weaknesses may exist.

Compliance and Other Matters

As part of reasonably assuring whether the District's financial statements are free of material misstatement, we tested its compliance with certain provisions of laws, regulations, contracts, and grant agreements, noncompliance with which could directly and materially affect the financial statements. However, opining on compliance with those provisions was not an objective of our audit and accordingly, we do not express an opinion. The results of our tests disclosed no instances of noncompliance or other matters we must report under *Government Auditing Standards*.

Purpose of this Report

This report only describes the scope of our internal control and compliance testing and our testing results, and does not opine on the effectiveness of the District's internal control or on compliance. This report is an integral part of an audit performed under *Government Auditing Standards* in considering the District's internal control and compliance. Accordingly, this report is not suitable for any other purpose.



Keith Faber
Auditor of State
Columbus, Ohio

January 25, 2022

**INDEPENDENT AUDITOR'S REPORT ON COMPLIANCE WITH REQUIREMENTS
APPLICABLE TO EACH MAJOR FEDERAL PROGRAM AND ON INTERNAL CONTROL OVER
COMPLIANCE REQUIRED BY THE UNIFORM GUIDANCE**

Jackson Milton Local School District
Mahoning County
13910 Mahoning Avenue
North Jackson, Ohio 44451

To the Board of Education:

Report on Compliance for each Major Federal Program

We have audited Jackson Milton Local School District's (the District) compliance with the applicable requirements described in the U.S. Office of Management and Budget (OMB) *Compliance Supplement* that could directly and materially affect Jackson Milton Local School District's major federal programs for the year ended June 30, 2021. The *Summary of Auditor's Results* in the accompanying schedule of identifies the District's major federal programs.

Management's Responsibility

The District's Management is responsible for complying with federal statutes, regulations, and the terms and conditions of its federal awards applicable to its federal programs.

Auditor's Responsibility

Our responsibility is to opine on the District's compliance for the District's major federal programs based on our audit of the applicable compliance requirements referred to above. Our compliance audit followed auditing standards generally accepted in the United States of America; the standards for financial audits included in the Comptroller General of the United States' *Government Auditing Standards*; and the audit requirements of Title 2 U.S. *Code of Federal Regulations* Part 200, *Uniform Administrative Requirements, Cost Principles, and Audit Requirements for Federal Awards* (Uniform Guidance). These standards and the Uniform Guidance require us to plan and perform the audit to reasonably assure whether noncompliance with the applicable compliance requirements referred to above that could directly and materially affect a major federal program occurred. An audit includes examining, on a test basis, evidence about the District's compliance with those requirements and performing such other procedures as we considered necessary in the circumstances.

We believe our audit provides a reasonable basis for our compliance opinion on the District's major programs. However, our audit does not provide a legal determination of the District's compliance.

Opinion on each Major Federal Program

In our opinion, Jackson Milton Local School District complied, in all material respects with the compliance requirements referred to above that could directly and materially affect its major federal programs for the year ended June 30, 2021.

Report on Internal Control Over Compliance

The District's management is responsible for establishing and maintaining effective internal control over compliance with the applicable compliance requirements referred to above. In planning and performing our compliance audit, we considered the District's internal control over compliance with the applicable requirements that could directly and materially affect a major federal program, to determine our auditing procedures appropriate for opining on each major federal program's compliance and to test and report on internal control over compliance in accordance with the Uniform Guidance, but not to the extent needed to opine on the effectiveness of internal control over compliance. Accordingly, we have not opined on the effectiveness of the District's internal control over compliance.

A deficiency in internal control over compliance exists when the design or operation of a control over compliance does not allow management or employees, when performing their assigned functions, to prevent, or to timely detect and correct, noncompliance with a federal program's applicable compliance requirement. A *material weakness in internal control over compliance* is a deficiency, or combination of deficiencies, in internal control over compliance, such that there is a reasonable possibility that material noncompliance with a federal program compliance requirement will not be prevented, or timely detected and corrected. A *significant deficiency in internal control over compliance* is a deficiency, or a combination of deficiencies, in internal control over compliance with federal program's applicable compliance requirement that is less severe than a material weakness in internal control over compliance, yet important enough to merit attention by those charged with governance.

Our consideration of internal control over compliance was for the limited purpose described in the first paragraph of this section and would not necessarily identify all deficiencies in internal control over compliance that might be material weaknesses or significant deficiencies. We did not identify any deficiencies in internal control over compliance that we consider to be material weaknesses. However, material weaknesses may exist that have not been identified.

This report only describes the scope of our internal control over compliance tests and the results of this testing based on Uniform Guidance requirements. Accordingly, this report is not suitable for any other purpose.



Keith Faber
Auditor of State
Columbus, Ohio

January 25, 2022

**JACKSON MILTON LOCAL SCHOOL DISTRICT
MAHONING COUNTY**

**SCHEDULE OF FINDINGS
2 CFR § 200.515
JUNE 30, 2021**

1. SUMMARY OF AUDITOR'S RESULTS

<i>(d)(1)(i)</i>	Type of Financial Statement Opinion	Unmodified
<i>(d)(1)(ii)</i>	Were there any material weaknesses in internal control reported at the financial statement level (GAGAS)?	No
<i>(d)(1)(ii)</i>	Were there any significant deficiencies in internal control reported at the financial statement level (GAGAS)?	No
<i>(d)(1)(iii)</i>	Was there any reported material noncompliance at the financial statement level (GAGAS)?	No
<i>(d)(1)(iv)</i>	Were there any material weaknesses in internal control reported for major federal programs?	No
<i>(d)(1)(iv)</i>	Were there any significant deficiencies in internal control reported for major federal programs?	No
<i>(d)(1)(v)</i>	Type of Major Programs' Compliance Opinion	Unmodified
<i>(d)(1)(vi)</i>	Are there any reportable findings under 2 CFR § 200.516(a)?	No
<i>(d)(1)(vii)</i>	Major Programs (list):	Nutrition Cluster (AL # 10.553, 10.555) Supporting Effective Instruction (AL # 84.367)
<i>(d)(1)(viii)</i>	Dollar Threshold: Type A/B Programs	Type A: > \$750,000 Type B: all others
<i>(d)(1)(ix)</i>	Low Risk Auditee under 2 CFR §200.520?	No

**2. FINDINGS RELATED TO THE FINANCIAL STATEMENTS
REQUIRED TO BE REPORTED IN ACCORDANCE WITH GAGAS**

None

3. FINDINGS AND QUESTIONED COSTS FOR FEDERAL AWARDS

None

This page intentionally left blank.

OHIO AUDITOR OF STATE KEITH FABER



JACKSON-MILTON LOCAL SCHOOL DISTRICT

MAHONING COUNTY

AUDITOR OF STATE OF OHIO CERTIFICATION

This is a true and correct copy of the report, which is required to be filed pursuant to Section 117.26, Revised Code, and which is filed in the Office of the Ohio Auditor of State in Columbus, Ohio.



Certified for Release 2/15/2022

88 East Broad Street, Columbus, Ohio 43215
Phone: 614-466-4514 or 800-282-0370

This report is a matter of public record and is available online at
www.ohioauditor.gov