

***MARION CITY SCHOOL DISTRICT***

***MARION COUNTY***

**SINGLE AUDIT**

**For the Year Ended June 30, 2022**







88 East Broad Street  
Columbus, Ohio 43215  
IPARepor@ohioauditor.gov  
(800) 282-0370

Board of Education  
Marion City School District  
100 Executive Drive  
Marion, OH 43302

We have reviewed the *Independent Auditor's Report* of the Marion City School District, Marion County, prepared by Charles E. Harris & Associates, Inc., for the audit period July 1, 2021 through June 30, 2022. Based upon this review, we have accepted these reports in lieu of the audit required by Section 117.11, Revised Code. The Auditor of State did not audit the accompanying financial statements and, accordingly, we are unable to express, and do not express an opinion on them.

Our review was made in reference to the applicable sections of legislative criteria, as reflected by the Ohio Constitution, and the Revised Code, policies, procedures and guidelines of the Auditor of State, regulations and grant requirements. The Marion City School District is responsible for compliance with these laws and regulations.

Keith Faber  
Auditor of State  
Columbus, Ohio

December 12, 2022

**This page intentionally left blank.**

**MARION CITY SCHOOL DISTRICT  
MARION COUNTY  
SINGLE AUDIT  
For the Year Ended June 30, 2022**

**TABLE OF CONTENTS**

<u>TITLE</u>	<u>PAGE</u>
Independent Auditor’s Report	1 - 3
Management’s Discussion and Analysis	4 -11
Statement of Net Position – Modified Cash Basis	12
Statement of Activities – Modified Cash Basis	13
Statement of Assets and Fund Balances - Modified Cash Basis	15
Reconciliation of Total Governmental Fund Balances to Net Position of Governmental Activities – Modified Cash Basis	16
Statement of Cash Receipts, Disbursements and Changes in Fund Balances – Modified Cash Basis – Governmental Funds	17
Reconciliation of the Statement of Receipts, Disbursements and Changes in Fund Balances of Governmental Funds to the Statement of Activities – Modified Cash Basis	20
Statement of Cash Receipts, Disbursements and Changes in Fund Balance - Budget and Actual (Budgetary Basis) – General Fund	21
Statement of Net Position – Modified Cash Basis – Proprietary Funds	23
Statement of Cash Receipts, Disbursements and Changes in Net Position – Modified Cash Basis – Proprietary Funds	24
Statement of Net Position – Modified Cash Basis – Fiduciary Funds	25
Statement of Changes in Net Position – Modified Cash Basis – Fiduciary Funds	26
Notes to the Basic Financial Statements	27 – 66
Schedule of District’s Proportionate Share of the Net Pension Liability	69
Schedule of District Pension Contribution Last Eight Fiscal Years	71
Schedule of the District’s Proportionate Share of the Net Other Postemployment Benefits (OPEB) Liability (Asset)	73
Schedule of District Other Postemployment Benefit (OPEB) Contributions Last Eight Years	75
Notes to the Required Supplemental Information	77
Schedule of Expenditures of Federal Awards (prepared by management)	84
Notes to the Schedule of Expenditures of Federal Awards (prepared by management)	87
Independent Auditor’s Report on Internal Control Over Financial Reporting and on Compliance and Other Matters Required by <i>Government Auditing Standards</i>	88-89

**MARION CITY SCHOOL DISTRICT**  
**MARION COUNTY**  
**SINGLE AUDIT**  
**For the Year Ended June 30, 2022**

**TABLE OF CONTENTS – (Continued)**

<b><u>TITLE</u></b>	<b><u>PAGE</u></b>
Independent Auditors' Report on Compliance with Requirements Applicable to the Major Federal Program and on Internal Control Over Compliance Required by the Uniform Guidance	90-92
Schedule of Findings	93-94
Schedule of Prior Audit Findings (prepared by management)	95
Corrective Action Plan (prepared by management)	96

**INDEPENDENT AUDITOR'S REPORT**

Marion City School District  
Marion County  
100 Executive Drive  
Marion, Ohio 43302-4396

To the Board of Education:

***Report on the Audit of the Financial Statements***

***Opinions***

We have audited the modified cash-basis financial statements of the governmental activities, business-type activities, each major fund, and the aggregate remaining fund information of the Marion City School District, Marion County, Ohio (the District), as of and for the year ended June 30, 2022, and the related notes to the financial statements, which collectively comprise the District's basic financial statements as listed in the table of contents.

In our opinion, the accompanying financial statements referred to above present fairly, in all material respects, the respective modified cash-basis financial position of the governmental activities, business-type activities, each major fund, and the aggregate remaining fund information of the District, as of June 30, 2022, and the respective changes in modified cash-basis financial position thereof and the budgetary comparison for the General Fund for the year then ended in accordance with the modified cash-basis of accounting described in Note 1.

***Basis for Opinions***

We conducted our audit in accordance with auditing standards generally accepted in the United States of America (GAAS) and the standards applicable to financial audits contained in *Government Auditing Standards*, issued by the Comptroller General of the United States. Our responsibilities under those standards are further described in the *Auditor's Responsibilities for the Audit of the Financial Statements* section of our report. We are required to be independent of the District, and to meet our other ethical responsibilities, in accordance with the relevant ethical requirements relating to our audit. We believe that the audit evidence we have obtained is sufficient and appropriate to provide a basis for our audit opinions.

***Emphasis of Matter - Accounting Basis***

Ohio Administrative Code § 117-2-03(B) requires the District to prepare its annual financial report in accordance with accounting principles generally accepted in the United States of America. We draw attention to Note 1 of the financial statements, which describes the basis of accounting. The financial statements are prepared on the modified cash basis of accounting, which is a basis of accounting other than accounting principles generally accepted in the United States of America. Our opinions are not modified with respect to this matter.

### ***Responsibilities of Management for the Financial Statements***

Management is responsible for the preparation and fair presentation of the financial statements in accordance with the modified cash basis of accounting described in Note 1, and for determining that the modified cash basis of accounting is an acceptable basis for preparation of the financial statements in the circumstances. Management is also responsible for the design, implementation, and maintenance of internal control relevant to the preparation and fair presentation of financial statements that are free from material misstatement, whether due to fraud or error.

In preparing the financial statements, management is required to evaluate whether there are conditions or events, considered in the aggregate, that raise substantial doubt about the District's ability to continue as a going concern for twelve months beyond the financial statement date, including any currently known information that may raise substantial doubt shortly thereafter.

### ***Auditor's Responsibilities for the Audit of the Financial Statements***

Our objectives are to obtain reasonable assurance about whether the financial statements as a whole are free from material misstatement, whether due to fraud or error, and to issue an auditor's report that includes our opinions. Reasonable assurance is a high level of assurance but is not absolute assurance and therefore is not a guarantee that an audit conducted in accordance with GAAS and *Government Auditing Standards* will always detect a material misstatement when it exists. The risk of not detecting a material misstatement resulting from fraud is higher than for one resulting from error, as fraud may involve collusion, forgery, intentional omissions, misrepresentations, or the override of internal control. Misstatements are considered material if there is a substantial likelihood that, individually or in the aggregate, they would influence the judgment made by a reasonable user based on the financial statements.

In performing an audit in accordance with GAAS and *Government Auditing Standards*, we

- exercise professional judgment and maintain professional skepticism throughout the audit.
- identify and assess the risks of material misstatement of the financial statements, whether due to fraud or error, and design and perform audit procedures responsive to those risks. Such procedures include examining, on a test basis, evidence regarding the amounts and disclosures in the financial statements.
- obtain an understanding of internal control relevant to the audit in order to design audit procedures that are appropriate in the circumstances, but not for the purpose of expressing an opinion on the effectiveness of the District's internal control. Accordingly, no such opinion is expressed.
- evaluate the appropriateness of accounting policies used and the reasonableness of significant accounting estimates made by management, as well as evaluate the overall presentation of the financial statements.
- conclude whether, in our judgment, there are conditions or events, considered in the aggregate, that raise substantial doubt about the District's ability to continue as a going concern for a reasonable period of time.

We are required to communicate with those charged with governance regarding, among other matters, the planned scope and timing of the audit, significant audit findings, and certain internal control-related matters that we identified during the audit.



**Supplementary Information**

Our audit was conducted to opine on the financial statements as a whole that collectively comprise the District's basic financial statements.

The Schedule of Expenditures of Federal Awards as required by Title 2 U.S. Code of Federal Regulations (CFR) Part 200, *Uniform Administrative Requirements, Cost Principles, and Audit Requirements for Federal Awards* is presented for purposes of additional analysis and is not a required part of the financial statements.

Such information is the responsibility of management and was derived from and relates directly to the underlying accounting and other records used to prepare the basic financial statements. The information has been subjected to the auditing procedures applied to the basic financial statements and certain additional procedures, including comparing and reconciling such information directly to the underlying accounting and other records used to prepare the basic financial statements or to the basic financial statements themselves, and other additional procedures in accordance with auditing standards generally accepted in the United States of America. In our opinion, this schedule is fairly stated in all material respects in relation to the basic financial statements as a whole.


**Other Information**

We applied no procedures to management's discussion & analysis, schedules of net pension and other post-employment benefit liabilities/assets and pension and other post-employment benefit contributions as listed in the table of contents. Accordingly, we express no opinion or any other assurance on them.

In connection with our audit of the basic financial statements, our responsibility is to read the other information and consider whether a material inconsistency exists between the other information and the basic financial statements, or the other information otherwise appears to be materially misstated. If, based on the work performed, we conclude that an uncorrected material misstatement of the other information exists, we are required to describe it in our report.

**Other Reporting Required by Government Auditing Standards**

In accordance with *Government Auditing Standards*, we have also issued our report dated November 29, 2022, on our consideration of the District's internal control over financial reporting and our tests of its compliance with certain provisions of laws, regulations, contracts and grant agreements and other matters. The purpose of that report is solely to describe the scope of our testing of internal control over financial reporting and compliance and the results of that testing, and not to provide an opinion on the effectiveness of the District's internal control over financial reporting or on compliance. That report is an integral part of an audit performed in accordance with *Government Auditing Standards* in considering the District's internal control over financial reporting and compliance.



**Charles E. Harris & Associates, Inc.**

November 29, 2022

# MARION CITY SCHOOL DISTRICT, OHIO

---

*Management's Discussion and Analysis  
For the Fiscal Year Ended June 30, 2022*

*Unaudited*

---

The management's discussion and analysis of Marion City School District, Marion County, Ohio financial performance provides an overall review of the District's financial activities for the fiscal year ended June 30, 2022. The intent of this discussion and analysis is to look at the District's financial performance as a whole; readers should also review the financial statements and notes to the basic financial statements to enhance their understanding of the District's financial performance.

## **FINANCIAL HIGHLIGHTS**

### **Key financial highlights for 2022 are as follows:**

- ❑ In total, net position increased \$1,910,957. Net position of governmental activities increased \$938,412, which represents a 4% increase from 2021. Net position of business-type activities increased \$972,545 from 2021.
- ❑ General receipts accounted for \$50,797,851 or 74% of all receipts for governmental activities. Program specific receipts in the form of charges for services and grants and contributions accounted for \$17,460,167 or 26% of total governmental receipts of \$68,258,018.
- ❑ The District had \$67,319,606 in disbursements related to governmental activities; \$17,460,167 of these disbursements were offset by program specific charges for services and operating grants or contributions. General receipts of \$50,797,851 and net position were adequate to provide for these programs.
- ❑ Among major funds, the General Fund had \$54,276,781 in receipts and \$50,205,823 in disbursements. The General Fund's fund balance increased \$1,755,073 to \$17,917,180.
- ❑ Net position for the enterprise funds increased \$971,935.

## **OVERVIEW OF THE FINANCIAL STATEMENTS**

This annual report is presented in a format consistent with the presentation requirements of Governmental Accounting Standards Board Statement No. 34, as applicable to the District's modified cash basis of accounting.

### **Report Components**

The statement of net position and the statement of activities provide information about the modified cash activities of the District as a whole. Fund financial statements provide a greater level of detail. Funds are created and maintained on the financial records of the District as a way to segregate money whose use is restricted to a particular specified purpose. These statements present financial information by fund, presenting funds with the largest balances or most activity in separate columns. The notes to the financial statements are an integral part of the District's government-wide and fund financial statements and provide expanded explanation and detail regarding the information reported in the statements.

# MARION CITY SCHOOL DISTRICT, OHIO

---

*Management's Discussion and Analysis  
For the Fiscal Year Ended June 30, 2022*

*Unaudited*

---

## **Basis of Accounting**

The basis of accounting is a set of guidelines that determine when financial events are recorded. The District has elected to present its financial statements on a modified cash basis of accounting. This basis of accounting is a basis of accounting other than generally accepted accounting principles. Under the District's modified cash basis of accounting, receipts and disbursements are recorded when cash is received or paid. As a result of using the modified cash basis of accounting, certain assets and their related revenues (such as accounts receivable) and certain liabilities and their related expenses (such as accounts payable) are not recorded in the financial statements. Therefore, when reviewing the financial information and discussion within this report, the reader must keep in mind the limitations resulting from the use of the modified cash basis of accounting.

## **Government-Wide Statements**

The statement of net position and the statement of activities reflect how the District did financially during 2022, within the limitations of modified cash basis accounting. The statement of net position presents the cash balances and investments of the governmental activities of the District at fiscal year-end. The statement of activities compares cash disbursements with program receipts for each governmental program. Program receipts include charges paid by the recipient of the program's goods or services and grants and contributions restricted to meeting the operational or capital requirements of a particular program. General receipts and interest are all receipts not classified as program receipts. The comparison of cash disbursements with program receipts identifies how each governmental function draws from the District's general receipts. These statements report the District's cash position and the changes in cash position. Keeping in mind the limitations of the modified cash basis of accounting, you can think of these changes as one way to measure the District's financial health. Over time, increases or decreases in the District's cash position is one indicator of whether the District's financial health is improving or deteriorating. When evaluating the District's financial condition, you should also consider other nonfinancial factors as well such as the District's property tax base, the condition of the District's capital assets, the extent of the District's debt obligations, the reliance on non-local financial resources for operations and the need for continued growth in the major local revenue sources such as property taxes.

The government-wide financial statements of the District are divided into two categories:

*Governmental Activities* – Most of the District's programs and services are reported here including instruction, support services, operation and maintenance of plant, pupil transportation and extracurricular activities.

*Business-Type Activities* – These services are provided on a charge for goods or services basis to recover all of the costs of the goods or services provided. The District's food service fund is reported as business-type activities.

## **Fund Financial Statements**

The fund financial statements provide more detailed information about the District's most significant funds, not the District as a whole. Funds are accounting devices that the District uses to keep track of specific sources of funding and spending for particular purposes.

## MARION CITY SCHOOL DISTRICT, OHIO

*Management's Discussion and Analysis  
For the Fiscal Year Ended June 30, 2022*

*Unaudited*

**Governmental Funds** – Most of the District’s activities are reported in governmental funds. The governmental fund financial statements provide a detailed view of the District’s governmental operations and the basic services it provides. Governmental fund information helps determine whether there are more or less financial resources that can be spent to finance the District’s programs. The District’s significant governmental funds are presented on the financial statements in separate columns. The information for nonmajor funds (funds whose activity or balances are not large enough to warrant separate reporting) is combined and presented in total in a single column. The programs reported in governmental funds are closely related to those reported in the governmental activities section of the entity-wide statements. The relationship (or differences) between governmental activities (reported in the Statement of Net Position and the Statement of Activities) and governmental funds is reconciled in the financial statements.

**Proprietary Funds** – When the District charges customers for the services it provides, these services are generally reported in proprietary funds. When the services are provided to the general public, the activity is reported as an enterprise fund. When the services are provided to other departments of the District, the service is reported as an internal service fund.

**Fiduciary Funds** – The District is the trustee, or fiduciary, for various scholarship programs. It is also responsible for other assets that, due to a trust arrangement can only be used for the trust beneficiaries. All of the District’s fiduciary activities are reported in separate Statements of Fiduciary Net Position and Changes in Fiduciary Net Position. We exclude these activities from the District’s other financial statements because the assets cannot be utilized by the District to finance its operations.

### FINANCIAL ANALYSIS OF THE SCHOOL DISTRICT AS A WHOLE

The following table provides a summary of the District’s net position for 2022 compared to 2021.

	Governmental		Business-type		Total	
	Activities		Activities			
	2022	2021	2022	2021	2022	2021
Cash and Investments	\$23,722,863	\$22,784,451	\$2,409,715	\$1,437,170	\$26,132,578	\$24,221,621
<b>Total assets</b>	<u>23,722,863</u>	<u>22,784,451</u>	<u>2,409,715</u>	<u>1,437,170</u>	<u>26,132,578</u>	<u>24,221,621</u>
Net position						
Restricted	5,427,478	6,268,579	0	0	5,427,478	6,268,579
Unrestricted	18,295,385	16,515,872	2,409,715	1,437,170	20,705,100	17,953,042
<b>Total net position</b>	<u>\$23,722,863</u>	<u>\$22,784,451</u>	<u>\$2,409,715</u>	<u>\$1,437,170</u>	<u>\$26,132,578</u>	<u>\$24,221,621</u>

The District’s net position increased by 8%.

## MARION CITY SCHOOL DISTRICT, OHIO

**Management's Discussion and Analysis  
For the Fiscal Year Ended June 30, 2022**

**Unaudited**

Changes in Net Position – The following table shows the changes in net position for the fiscal year 2022 compared to 2021:

	Governmental Activities		Business-type Activities		Total	
	2022	2021	2022	2021	2022	2021
<b>Receipts</b>						
Program Receipts:						
Charges for Services and Sales	\$968,995	\$4,474,453	\$178,515	\$70,817	\$1,147,510	\$4,545,270
Operating Grants	16,491,172	14,585,207	3,948,829	4,550,352	20,440,001	19,135,559
Total Program Receipts	<u>17,460,167</u>	<u>19,059,660</u>	<u>4,127,344</u>	<u>4,621,169</u>	<u>21,587,511</u>	<u>23,680,829</u>
General receipts/disbursements:						
Property Taxes	10,057,421	10,628,530	0	0	10,057,421	10,628,530
Grants and Entitlements	40,671,877	43,322,472	0	0	40,671,877	43,322,472
Other	141,762	278,107	4,990	637	146,752	278,744
Total General Receipts	<u>50,871,060</u>	<u>54,229,109</u>	<u>4,990</u>	<u>637</u>	<u>50,876,050</u>	<u>54,229,746</u>
<b>Total Receipts</b>	<u>68,331,227</u>	<u>73,288,769</u>	<u>4,132,334</u>	<u>4,621,806</u>	<u>72,463,561</u>	<u>77,910,575</u>
<b>Program Disbursements</b>						
Instruction	37,095,016	42,327,047	0	0	37,095,016	42,327,047
Support Services:						
Pupils	5,744,157	4,222,248	0	0	5,744,157	4,222,248
Instructional Staff	4,575,677	3,581,234	0	0	4,575,677	3,581,234
Board of Education	30,989	23,789	0	0	30,989	23,789
Administration	6,160,093	6,024,755	0	0	6,160,093	6,024,755
Fiscal Services	908,077	932,117	0	0	908,077	932,117
Business	435,984	460,311	0	0	435,984	460,311
Operation and Maintenance of Plant	6,856,782	5,057,144	0	0	6,856,782	5,057,144
Pupil Transportation	1,789,354	1,787,939	0	0	1,789,354	1,787,939
Central	1,185,117	1,573,577	0	0	1,185,117	1,573,577
Non-Instructional Services	241,340	4,054,629	0	0	241,340	4,054,629
Extracurricular Activities	922,803	870,555	0	0	922,803	870,555
Capital Outlay	43,958	13,578	0	0	43,958	13,578
Debt Service:						
Principal	1,260,096	1,237,137	0	0	1,260,096	1,237,137
Interest and Fiscal Charges	70,163	95,768	0	0	70,163	95,768
Food Service	0	0	3,229,881	3,608,490	3,229,881	3,608,490
Uniform School Supplies	0	0	3,117	8,889	3,117	0
<b>Total Disbursements</b>	<u>67,319,606</u>	<u>72,261,828</u>	<u>3,232,998</u>	<u>3,617,379</u>	<u>70,552,604</u>	<u>75,870,318</u>
Excess (Deficiency) Before						
Transfers/Advances	1,011,621	1,026,941	899,336	1,004,427	1,910,957	2,031,368
Transfers/Advances In (Out)	(73,209)	276,238	73,209	(276,238)	0	0
<b>Total Change in Net Position</b>	<u>938,412</u>	<u>1,303,179</u>	<u>972,545</u>	<u>728,189</u>	<u>1,910,957</u>	<u>2,031,368</u>
Beginning Net Position	<u>22,784,451</u>	<u>21,481,272</u>	<u>1,437,170</u>	<u>708,981</u>	<u>24,221,621</u>	<u>22,190,253</u>
<b>Ending Net Position</b>	<u>\$23,722,863</u>	<u>\$22,784,451</u>	<u>\$2,409,715</u>	<u>\$1,437,170</u>	<u>\$26,132,578</u>	<u>\$24,221,621</u>

### **Governmental Activities**

Net position of the District's governmental activities increased \$938,812. Overall, revenues increased more than what disbursements increased. This allowed for such a large increase in net position.

The unique nature of property taxes in Ohio creates the need to routinely seek voter approval for operating funds. In general, the overall revenue generated by the levy will not increase solely as a result

## MARION CITY SCHOOL DISTRICT, OHIO

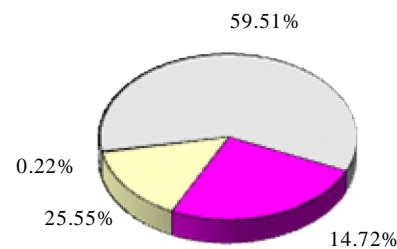
**Management's Discussion and Analysis  
For the Fiscal Year Ended June 30, 2022**

**Unaudited**

of inflation. As an example, a homeowner with a home valued at \$100,000 and taxed at 1.0 mill would pay \$35.00 annually in taxes. If three years later the home were reappraised and increased to \$200,000 (and this inflationary increase in value is comparable to other property owners) the effective tax rate would become .5 mills and the owner would still pay \$35.00. However, the assessed millage for the District has already been reduced to the 20 mill floor. Consequently, the District will receive some increased revenues as property values increase with reappraisals.

Property taxes made up 14.72% of receipts for governmental activities for Marion City Schools in fiscal year 2022. The District's reliance upon tax receipts is demonstrated by the following graph:

Revenue Sources	2022	Percent of Total
General Grants	\$40,671,877	59.51%
Program Revenues	17,460,167	25.55%
General Tax Revenues	10,057,421	14.72%
General Other	141,762	0.22%
Total Revenue	<u>\$68,331,227</u>	<u>100.00%</u>



### **Business-Type Activities**

Net position of the business-type activities increased \$972,545. Business-type activities receive no support from tax revenues and remain self-supporting.

### **FINANCIAL ANALYSIS OF THE SCHOOL DISTRICT'S FUNDS**

The District's governmental funds reported a combined fund balance of \$23,344,658, which is an increase from last year's balance of \$22,430,686. The schedule below indicates the fund balance and the total change in fund balance by fund type as of June 30, 2022 and 2021.

	Fund Balance June 30, 2022	Fund Balance June 30, 2021	Increase (Decrease)
General	\$17,917,180	\$16,162,107	\$1,755,073
Other Governmental	5,427,478	6,268,579	(841,101)
Total	<u>\$23,344,658</u>	<u>\$22,430,686</u>	<u>\$913,972</u>

## **MARION CITY SCHOOL DISTRICT, OHIO**

**Management's Discussion and Analysis  
For the Fiscal Year Ended June 30, 2022**

**Unaudited**

*General Fund* – The District's General Fund balance decrease was due to many factors. The tables that follow assist in illustrating the financial activities and balance of the General Fund:

	2022 Receipts	2021 Receipts	Increase (Decrease)
Taxes	\$9,189,240	\$9,410,846	(\$221,606)
Tuition and Fees	660,678	2,900,493	(2,239,815)
Investment Earnings	89,314	130,542	(41,228)
Extracurricular Activities	1,800	38,791	(36,991)
Class Materials and Fees	6,596	85	6,511
Intergovernmental	44,204,397	47,079,807	(2,875,410)
All Other Revenue	124,756	1,427,217	(1,302,461)
Total	\$54,276,781	\$60,987,781	(\$6,711,000)

General Fund receipts in 2022 decreased by 11%. The decrease in funds was due to a new funding formula from the State of Ohio which eliminated transfer-through payments to districts for students who lived in a district and attended elsewhere.

	2022 Disbursements	2021 Disbursements	Increase (Decrease)
Instruction	\$31,934,680	\$36,080,974	(\$4,146,294)
Supporting Services:			
Pupils	3,493,447	3,199,774	293,673
Instructional Staff	794,175	740,831	53,344
Board of Education	30,989	23,789	7,200
Administration	5,549,971	5,232,731	317,240
Fiscal Services	881,504	871,096	10,408
Business	436,115	437,389	(1,274)
Operation & Maintenance of Plant	3,692,961	3,945,873	(252,912)
Pupil Transportation	1,714,967	1,493,072	221,895
Central	775,533	1,293,224	(517,691)
Operation of Non-Instructional Services	0	3,904,999	(3,904,999)
Extracurricular Activities	671,237	684,111	(12,874)
Capital Outlay	29,669	13,578	16,091
Principal Retirement	165,096	162,137	2,959
Interest and Fiscal Charges	35,479	38,516	(3,037)
Total	\$50,205,823	\$58,122,094	(\$7,916,271)

General fund expenditures decreased by 14% during 2022 compared to 2021. The largest decrease came in the Non-Instructional Services disbursements. This was related to the elimination of payments to the Community School during 2022.

## **MARION CITY SCHOOL DISTRICT, OHIO**

---

***Management's Discussion and Analysis  
For the Fiscal Year Ended June 30, 2022***

***Unaudited***

---

The District's budget is prepared according to Ohio law and is based on accounting for certain transactions on a basis of cash receipts, disbursements and encumbrances. The most significant budgeted fund is the General Fund.

During the course of fiscal year 2022 the District amended its General Fund budget. Final budget basis revenue of \$54.2 million was a decrease from the original estimates of \$64.9. Actual budget basis revenue was \$54.2 million during the year.

### ***Debt***

At June 30, 2022, the District had \$1.1 million in bonds outstanding, \$1,120,000 due within one year. The following table summarizes the District's long term obligations as of June 30, 2022 and 2021:

	<u>2022</u>	<u>2021</u>
Governmental Activities:		
General Obligation Bonds	\$1,120,000	\$2,215,000
General Obligation Notes	<u>984,570</u>	<u>1,149,666</u>
Totals	<u><u>\$2,104,570</u></u>	<u><u>\$3,364,666</u></u>

Under current state statutes, the District's general obligation bonded debt issues are subject to a legal limitation based on 9% of the total assessed value of real and personal property. At June 30, 2022, the School District's overall legal debt margin was below the legal limit. Additional information on the District's long-term debt can be found in Note 9.



# **MARION CITY SCHOOL DISTRICT, OHIO**

---

*Management's Discussion and Analysis  
For the Fiscal Year Ended June 30, 2022*

*Unaudited*

---

## **ECONOMIC FACTORS**

Like most public school districts in Ohio, the Marion City School District relies on its property taxes along with state and federal aid to provide the funds necessary to maintain its educational programs. In recent years residential growth in Marion has been for the most part nonexistent, the economy of the community has been impacted by the national, state and local economic pressures. The district is a high poverty district and receives over 80% of it's funding from federal and state sources.

During the 2021-2022 school year, the state changed the funding formula drastically from the previous calculations. There is no longer a flow-through of state funds to other districts for open enrollment or community schools. The funding at the district level is solely based on the students in seats in Marion City Schools. The end result was an increase in overall funding, but the financial statements look different as we are not having to pay other districts for the students who reside in Marion City Schools and attend another district. Fiscal year 2022-2023 will see additional funding increases due to the start of implementing increased funding for economically disadvantaged students.

In conclusion, the Marion City School District has committed itself to financial excellence for many years to come.

## **REQUESTS FOR INFORMATION**

This financial report is designed to provide our citizens, taxpayers, investors and creditors with a general overview of the District's finances and to show the District's accountability for the money it receives. If you have questions about this report or need additional financial information, contact Veronica Reinhart, Treasurer of Marion City School District, 100 Executive Drive, Marion, Ohio 43302.

## **MARION CITY SCHOOL DISTRICT, OHIO**

---

### **Statement of Net Position – Modified Cash Basis June 30, 2022**

---

	<u>Governmental Activities</u>	<u>Business-Type Activities</u>	<u>Total</u>
<b>Assets:</b>			
Pooled Cash and Investments	\$ 23,722,863	\$ 2,409,715	\$ 26,132,578
<b>Total Assets</b>	<u>23,722,863</u>	<u>2,409,715</u>	<u>26,132,578</u>
<b>Net Position:</b>			
Restricted For:			
Capital Projects	2,050,444	0	2,050,444
Debt Service	1,027,700	0	1,027,700
Other Purposes	2,346,370	0	2,346,370
Permanent Fund:			
Nonexpendable	2,964	0	2,964
Unrestricted (Deficit)	18,295,385	2,409,715	20,705,100
<b>Total Net Position</b>	<u>\$ 23,722,863</u>	<u>\$ 2,409,715</u>	<u>\$ 26,132,578</u>

See accompanying notes to the basic financial statements

## MARION CITY SCHOOL DISTRICT, OHIO

### Statement of Activities – Modified Cash Basis For the Fiscal Year Ended June 30, 2022

	Expenses	Program Revenues	
		Charges for Services and Sales	Operating Grants and Contributions
<b>Governmental Activities:</b>			
Instruction	\$ 37,095,016	\$ 760,981	\$ 12,050,308
Support Services:			
Pupils	5,744,157	0	192,611
Instructional Staff	4,575,677	0	3,473,467
Board of Education	30,989	0	0
Administration	6,160,093	0	372,273
Fiscal Services	908,077	0	0
Business	435,984	0	0
Operation and Maintenance of Plant	6,856,782	0	205,085
Pupil Transportation	1,789,354	0	97,115
Central	1,185,117	0	0
Operation of Non-Instructional Services	241,340	0	100,313
Extracurricular Activities	922,803	208,014	0
Capital Outlay	43,958	0	0
Principal Retirement	1,260,096	0	0
Interest and Fiscal Charges	70,163	0	0
<b>Total Governmental Activities</b>	<b>67,319,606</b>	<b>968,995</b>	<b>16,491,172</b>
<b>Business-Type Activities:</b>			
Food Service	3,229,881	178,515	3,948,829
Uniform School Supplies	3,117	0	0
<b>Total Business-Type Activities</b>	<b>3,232,998</b>	<b>178,515</b>	<b>3,948,829</b>
<b>Totals</b>	<b>\$ 70,552,604</b>	<b>\$ 1,147,510</b>	<b>\$ 20,440,001</b>

#### General Revenues

##### Taxes:

Property Taxes levied for: General Purposes  
Property Taxes levied for: Classroom Facilities  
Property Taxes levied for: Debt Service

Intergovernmental, Unrestricted

Investment Earnings

Miscellaneous

Advances

Total General Revenues

Change in Net Position

Net Position Beginning of Year

Net Position End of Year

See accompanying notes to the basic financial statements

## **MARION CITY SCHOOL DISTRICT, OHIO**

Net (Expense) Revenue and Changes in Net Position		
Governmental Activities	Business-Type Activities	Total
\$ (24,283,727)	\$ 0	\$ (24,283,727)
(5,551,546)	0	(5,551,546)
(1,102,210)	0	(1,102,210)
(30,989)	0	(30,989)
(5,787,820)	0	(5,787,820)
(908,077)	0	(908,077)
(435,984)	0	(435,984)
(6,651,697)	0	(6,651,697)
(1,692,239)	0	(1,692,239)
(1,185,117)	0	(1,185,117)
(141,027)	0	(141,027)
(714,789)	0	(714,789)
(43,958)	0	(43,958)
(1,260,096)	0	(1,260,096)
(70,163)	0	(70,163)
(49,859,439)	0	(49,859,439)
0	897,463	897,463
0	(3,117)	(3,117)
0	894,346	894,346
(49,859,439)	894,346	(48,965,093)
9,189,240	0	9,189,240
111,939	0	111,939
756,242	0	756,242
40,671,877	0	40,671,877
89,323	4,990	94,313
52,439	0	52,439
(73,209)	73,209	0
50,797,851	78,199	50,876,050
938,412	972,545	1,910,957
22,784,451	1,437,170	24,221,621
\$ 23,722,863	\$ 2,409,715	\$ 26,132,578

## **MARION CITY SCHOOL DISTRICT, OHIO**

---

**Statement of Assets and Fund Balances – Modified Cash Basis  
Governmental Funds  
June 30, 2022**

---

	General	Other Governmental Funds	Total Governmental Funds
<b>Assets:</b>			
Pooled Cash and Investments	\$ 17,917,180	\$ 5,427,478	\$ 23,344,658
<b>Total Assets</b>	<b>\$ 17,917,180</b>	<b>\$ 5,427,478</b>	<b>\$ 23,344,658</b>
<b>Fund Balance:</b>			
Nonspendable	0	2,964	2,964
Restricted	0	5,424,514	5,424,514
Assigned	182,222	0	182,222
Committed	1,143,043	0	1,143,043
Unassigned	16,591,915	0	16,591,915
<b>Total Fund Balance</b>	<b>\$ 17,917,180</b>	<b>\$ 5,427,478</b>	<b>\$ 23,344,658</b>

See accompanying notes to the basic financial statements

## **MARION CITY SCHOOL DISTRICT, OHIO**

---

### ***Reconciliation of Total Governmental Fund Balances to Net Position of Governmental Activities – Modified Cash Basis June 30, 2022***

---

<b>Total Governmental Fund Balances</b>	\$ 23,344,658
---	---------------

*Amounts reported for governmental activities in the  
statement of net position are different because*

Internal service funds are used by management to charge the costs of insurance to individual funds. The assets and liabilities of the internal service funds are included in governmental activities in the statement of net position.

378,205
---------

***Net Position of Governmental Activities***

<u>\$ 23,722,863</u>
----------------------

See accompanying notes to the basic financial statements

## **MARION CITY SCHOOL DISTRICT, OHIO**

### **Statement of Receipts, Disbursements and Changes in Fund Balances Governmental Funds – Modified Cash Basis For the Fiscal Year Ended June 30, 2022**

	General	Other Governmental Funds	Total Governmental Funds
<b>Receipts:</b>			
Local Sources:			
Property Taxes	\$ 9,189,240	\$ 868,181	\$ 10,057,421
Tuition	660,678	0	660,678
Investment Earnings	89,314	9	89,323
Extracurricular Activities	1,800	160,206	162,006
Class Materials and Fees	6,596	0	6,596
Intermediate Sources	0	14,400	14,400
Intergovernmental - State	43,229,584	953,691	44,183,275
Intergovernmental - Federal	974,813	11,979,285	12,954,098
All Other Revenue	124,756	78,674	203,430
<b>Total Receipts</b>	<b>54,276,781</b>	<b>14,054,446</b>	<b>68,331,227</b>
<b>Disbursements:</b>			
Current:			
Instruction	31,934,680	5,174,507	37,109,187
Supporting Services:			
Pupils	3,493,447	2,252,105	5,745,552
Instructional Staff	794,175	3,784,445	4,578,620
Board of Education	30,989	0	30,989
Administration	5,549,971	612,489	6,162,460
Fiscal Services	881,504	26,775	908,279
Business	436,115	0	436,115
Operation and Maintenance of Plant	3,692,961	3,165,308	6,858,269
Pupil Transportation	1,714,967	75,111	1,790,078
Central	775,533	410,268	1,185,801
Operation of Non-Instructional Services	0	241,349	241,349
Extracurricular Activities	671,237	251,893	923,130
Capital Outlay	29,669	14,289	43,958
Debt Service:			
Principal Retirement	165,096	1,095,000	1,260,096
Interest and Fiscal Charges	35,479	34,684	70,163
<b>Total Disbursements</b>	<b>50,205,823</b>	<b>17,138,223</b>	<b>67,344,046</b>
Excess (Deficiency) of Receipts Over (Under) Disbursements	4,070,958	(3,083,777)	987,181

(Continued)

**MARION CITY SCHOOL DISTRICT, OHIO**

---

	General	Other Governmental Funds	Total Governmental Funds
<b>Other Financing Sources (Uses):</b>			
Advances In	64,134	281,810	345,944
Advances Out	(355,019)	(64,134)	(419,153)
Transfers In	0	2,025,000	2,025,000
Transfers Out	(2,025,000)	0	(2,025,000)
<b>Total Other Financing Sources (Uses)</b>	<b>(2,315,885)</b>	<b>2,242,676</b>	<b>(73,209)</b>
Net Change in Fund Balance	1,755,073	(841,101)	913,972
<b>Fund Balance at Beginning of Year</b>	<b>16,162,107</b>	<b>6,268,579</b>	<b>22,430,686</b>
<b>Fund Balance End of Year</b>	<b>\$ 17,917,180</b>	<b>\$ 5,427,478</b>	<b>\$ 23,344,658</b>

See accompanying notes to the basic financial statements



This Page Intentionally Left Blank

## **MARION CITY SCHOOL DISTRICT, OHIO**

---

***Reconciliation of the Statement of Receipts, Disbursements and  
Changes in Fund Balances of Governmental Funds  
To the Statement of Activities – Modified Cash Basis  
For the Fiscal Year Ended June 30, 2022***

---

**Net Change in Fund Balances - Total Governmental Funds** \$ 913,972

***Amounts reported for governmental activities in the statement of  
activities are different because***

The internal service funds are used by management to charge the costs of services to individual funds and is not reported in the statement of activities. Governmental fund expenditures and related internal service fund revenues are eliminated. The net revenue (expense) of the internal service funds are allocated among the governmental activities.

24,440

***Change in Net Position of Governmental Activities***

\$ 938,412

See accompanying notes to the basic financial statements

## **MARION CITY SCHOOL DISTRICT, OHIO**

**Statement of Receipts, Disbursements and Changes in  
Fund Balance – Budget and Actual (Budgetary Basis)  
General Fund  
For the Fiscal Year Ended June 30, 2022**

	Original Budget	Final Budget	Actual	Variance with Final Budget Positive (Negative)
<b>Receipts:</b>				
Local Sources:				
Property Taxes	\$ 11,107,035	\$ 9,275,000	\$ 9,189,240	\$ (85,760)
Tuition	748,452	625,000	660,678	35,678
Investment Earnings	119,752	100,000	89,314	(10,686)
Extracurricular Activities	0	0	1,800	1,800
Class Material and Fees	4,191	3,500	6,596	3,096
Intergovernmental - State	52,293,964	43,668,406	43,229,584	(438,822)
Intergovernmental - Federal	568,824	475,000	974,813	499,813
All Other Revenues	93,646	78,200	94,957	16,757
Total Receipts	<u>64,935,864</u>	<u>54,225,106</u>	<u>54,246,982</u>	<u>21,876</u>
<b>Disbursements:</b>				
Current:				
Instructional Services:				
Regular	25,125,554	23,098,743	21,851,776	1,246,967
Special	11,150,844	10,251,335	8,929,296	1,322,039
Vocational	1,342,121	1,233,856	929,765	304,091
Other	190,573	175,200	148,912	26,288
Support Services:				
Pupils	4,555,274	4,187,812	3,498,947	688,865
Instructional Staff	1,110,690	1,021,094	794,175	226,919
Board of Education	33,708	30,989	30,989	0
Administration	6,740,720	6,196,964	5,484,194	712,770
Fiscal Services	1,152,176	1,059,233	881,504	177,729
Business	565,392	519,783	436,115	83,668
Operation and Maintenance of Plant	5,028,925	4,623,255	3,758,411	864,844
Pupil Transportation	2,185,591	2,009,285	1,717,110	292,175
Central	1,557,432	1,431,798	783,590	648,208
Extracurricular Activities	755,519	694,573	671,237	23,336
Capital Outlay	32,272	29,669	29,669	0
Debt Service:				
Principal Retirement	179,582	165,096	165,096	0
Interest and Fiscal Charges	38,608	35,494	35,479	15
Total Disbursements	<u>61,744,981</u>	<u>56,764,179</u>	<u>50,146,265</u>	<u>6,617,914</u>
Excess (Deficiency) of Receipts				
Over (Under) Disbursements	3,190,883	(2,539,073)	4,100,717	6,639,790

(Continued)

**MARION CITY SCHOOL DISTRICT, OHIO**

---

	Original Budget	Final Budget	Actual	Variance with Final Budget Positive (Negative)
<b>Other Financing Sources (Uses):</b>				
Transfers Out	(2,900,000)	(2,900,000)	(2,675,000)	225,000
Advances In	64,134	64,134	64,134	0
Advances Out	(355,019)	(355,019)	(355,019)	0
Total Other Financing Sources (Uses):	(3,190,885)	(3,190,885)	(2,965,885)	225,000
 Net Change in Fund Balance	 (2)	 (5,729,958)	 1,134,832	 6,864,790
 Fund Balance at Beginning of Year	 15,437,887	 15,437,887	 15,437,887	 0
Prior Year Encumbrances	19,198	19,198	19,198	0
Fund Balance at End of Year	\$ 15,457,083	\$ 9,727,127	\$ 16,591,917	\$ 6,864,790

See accompanying notes to the basic financial statements

**MARION CITY SCHOOL DISTRICT, OHIO**

---

**Statement of Fund Net Position – Modified Cash Basis  
Proprietary Fund  
June 30, 2022**

---

	Business-Type Activities			Governmental Activities - Internal Service Fund
	Enterprise Funds			
	Food Service	Other Enterprise	Total	
<b>Assets:</b>				
<i>Current Assets:</i>				
Pooled Cash and Investments	\$ 2,373,664	\$ 50,055	\$ 2,423,719	\$ 364,201
<b>Total Assets</b>	<u>2,373,664</u>	<u>50,055</u>	<u>2,423,719</u>	<u>364,201</u>
<b>Net Position:</b>				
Unrestricted	2,373,664	50,055	2,423,719	364,201
<b>Total Net Position</b>	<u>\$ 2,373,664</u>	<u>\$ 50,055</u>	<u>\$ 2,423,719</u>	<u>\$ 364,201</u>
Adjustment to reflect the consolidation of internal service fund activities related to the enterprise funds.			(14,004)	
Net Position of Business-type Activities			<u>\$ 2,409,715</u>	

See accompanying notes to the basic financial statements

## **MARION CITY SCHOOL DISTRICT, OHIO**

**Statement of Receipts, Disbursements and Changes in Fund Net Position**  
**– Modified Cash Basis**  
**Proprietary Fund**  
**For the Fiscal Year Ended June 30, 2022**

	Business-Type Activities			Governmental Activities - Internal Service Fund
	Enterprise Funds			
	Food Service	Other Enterprise	Total	
<b>Operating Receipts:</b>				
Sales	\$ 178,515	\$ 0	\$ 178,515	\$ 0
Interfund Charges	0	0	0	82,917
<b>Total Operating Receipts</b>	<b>178,515</b>	<b>0</b>	<b>178,515</b>	<b>82,917</b>
<b>Operating Disbursements:</b>				
Salaries and Wages	1,976,338	0	1,976,338	0
Fringe Benefits	372,313	0	372,313	0
Contractual Services	56,326	0	56,326	57,867
Supplies and Materials	825,514	3,117	828,631	0
<b>Total Operating Disbursements</b>	<b>3,230,491</b>	<b>3,117</b>	<b>3,233,608</b>	<b>57,867</b>
Operating Income (Loss)	(3,051,976)	(3,117)	(3,055,093)	25,050
<b>Nonoperating Receipts:</b>				
Federal Donated Commodities	272,858	0	272,858	0
Operating Grants	3,675,971	0	3,675,971	0
Investment Earnings	4,990	0	4,990	0
<b>Total Nonoperating Receipts</b>	<b>3,953,819</b>	<b>0</b>	<b>3,953,819</b>	<b>0</b>
Income (Loss) Before Advances	901,843	(3,117)	898,726	25,050
Advances:				
Advances In	74,244	0	74,244	0
Advances Out	0	(1,035)	(1,035)	0
<b>Total Advances</b>	<b>74,244</b>	<b>(1,035)</b>	<b>73,209</b>	<b>0</b>
<b>Change in Net Position</b>	<b>976,087</b>	<b>(4,152)</b>	<b>971,935</b>	<b>25,050</b>
Net Position Beginning of Year	1,397,577	54,207	1,451,784	339,151
Net Position End of Year	<u>\$ 2,373,664</u>	<u>\$ 50,055</u>	<u>\$ 2,423,719</u>	<u>\$ 364,201</u>
Change in Net Position - Total Enterprise Funds			\$ 971,935	
Adjustment to reflect the consolidation of internal service fund activities related to the enterprise funds.			610	
Change in Net Position - Business-type Activities			<u>\$ 972,545</u>	

See accompanying notes to the basic financial statements

**MARION CITY SCHOOL DISTRICT, OHIO**

---

**Statement of Net Position – Modified Cash Basis  
Fiduciary Funds  
June 30, 2022**

---

	Private Purpose Trust
<b>Assets:</b>	
Cash and Cash Equivalents	\$ 110,644
<b>Net Position:</b>	
Held in Trust for Scholarships	11,816
Endowments	98,828
<b>Total Net Position</b>	<u>\$ 110,644</u>

See accompanying notes to the basic financial statements

**MARION CITY SCHOOL DISTRICT, OHIO**

---

**Statement of Changes in Net Position – Modified Cash Basis  
Fiduciary Fund  
For the Fiscal Year Ended June 30, 2022**

---

	Private Purpose Trust
<b>Additions:</b>	
Investment Earnings:	
Interest	\$ 313
Total Additions	<u>313</u>
Change in Net Position	313
Net Position at Beginning of Year	<u>110,331</u>
Net Position End of Year	<u>\$ 110,644</u>

See accompanying notes to the basic financial statements



# **MARION CITY SCHOOL DISTRICT, OHIO**

---

## ***Notes to the Basic Financial Statements For the Fiscal Year Ended June 30, 2022***

---

### **NOTE 1 - SUMMARY OF SIGNIFICANT ACCOUNTING POLICIES**

#### **A. Reporting Entity**

Marion City School District, Ohio (the District) is a body politic and corporate established for the purpose of exercising the rights and privileges conveyed to it by the constitution and laws of the State of Ohio.

The District is governed by a locally elected five member Board of Education (the Board) which provides educational services. The Board controls the District's instructional support facilities staffed by approximately 229 noncertified and approximately 382 certified teaching personnel and administrative employees providing education to 4,046 students.

The accompanying basic financial statements comply with the provisions of Governmental Accounting Standards Board (GASB) Statement No. 14, "*The Financial Reporting Entity*," and Statement No. 39, "*Determining Whether Certain Organizations are Component Units*," and GASB Statement No. 61, "*The Financial Reporting Entity: Omnibus an amendment of GASB Statements No. 14 and No. 34*" in that the financial statements include all organizations, activities, functions and component units for which the District (the reporting entity) is financially accountable. Financial accountability is defined as the appointment of a voting majority of a legally separate organization's governing board and either the District's ability to impose its will over the organization or the possibility that the organization will provide a financial benefit to, or impose a financial burden on the District. Additionally, the primary government is required to consider other organizations for which the primary government is not financially accountable to determine whether the relationship is such that exclusion would cause the reporting entity's financial statements to be misleading or incomplete. Based on the foregoing, the District's reporting entity has no component units and includes the following services: instructional (regular, special education, vocational), student guidance, extracurricular activities, food service, pupil transportation and care and upkeep of grounds and buildings.

## **MARION CITY SCHOOL DISTRICT, OHIO**

---

### ***Notes to the Basic Financial Statements For the Fiscal Year Ended June 30, 2022***

---

#### **NOTE 1 - SUMMARY OF SIGNIFICANT ACCOUNTING POLICIES (Continued)**

##### **A. Reporting Entity** (Continued)

The following activity is included within the District's reporting entity:

Within the District boundaries, St. Mary's Elementary is operated as a private school. Current State legislation provides funding to this parochial school. The monies received and disbursed on behalf of the parochial school by the Treasurer of the District, as directed by the parochial school. This activity is reflected in a special revenue fund for financial reporting purposes by the District.

The District participates in two jointly governed organizations, one insurance pool, and a related organization. These organizations are the Metropolitan Educational Technology Association (META), Tri-Rivers Joint Vocational School, Ohio Association of School Business Officials Workers' Compensation Group Rating Plan, and the Marion Public Library. These organizations are presented in Notes 12, 10, and 13 respectively, to the basic financial statements.

The following is a summary of its significant accounting policies.

##### **B. Basis of Presentation - Fund Accounting**

The accounting system is organized and operated on the basis of funds, each of which is considered a separate accounting entity. The operations of each fund are accounted for with a separate set of self-balancing accounts. The various funds are summarized by type in the basic financial statements.

The following fund types are used by the District:

***Governmental Funds*** - The District classifies funds financed primarily from taxes, intergovernmental receipts (e.g. grants), and other nonexchange transactions as governmental funds. The following is the District's major governmental fund:

## **MARION CITY SCHOOL DISTRICT, OHIO**

---

### ***Notes to the Basic Financial Statements For the Fiscal Year Ended June 30, 2022***

---

#### **NOTE 1 - SUMMARY OF SIGNIFICANT ACCOUNTING POLICIES (Continued)**

##### **B. Basis of Presentation - Fund Accounting (Continued)**

General Fund - This fund is the general operating fund of the District and is used to account for all financial resources except those accounted for in another fund. The general fund balance is available to the District for any purpose provided it is expended or transferred according to the general laws of Ohio.

The other governmental funds of the District account for grants and other resources whose use is restricted to a particular purpose.

***Proprietary Funds*** - The District classifies funds financed primarily from user charges for goods or services as proprietary. Proprietary funds are classified as either enterprise funds or internal service funds.

Enterprise Funds - These funds are used to account for operations that are financed and operated in a manner similar to private business enterprises in which the intent of the governing body is that the costs of providing goods or services to the general public on a continuing basis be financed or recovered primarily through user charges. The District's major enterprise fund is:

Food Service Fund - This fund accounts for the financial transactions related to the food service operations of the District.

The other enterprise funds of the School District account for activities related to reading recovery support.

Internal Service Fund - The internal service fund accounts for the financing of services provided by one department or agency to other departments or agencies of the District on a cost reimbursement basis. The District's internal service fund accounts for the activities of the self-insurance program for employee prescription drug, dental, and health care benefits.

***Fiduciary Funds*** - Fiduciary fund reporting focuses on Net Position and changes in Net Position. The fiduciary category is split into two classifications: private-purpose trust funds and custodial funds. Trust funds are used to account for assets held by the District under a trust agreement for individuals, private organizations or other governments and therefore not available to support the District's own programs. The District's only trust fund is a private purpose trust that accounts for scholarship programs, gifts and awards for specific students. State law permits the District to appropriate for purposes consistent with the endowment's intent, net appreciation, both realized and unrealized. The District has no custodial funds.

## **MARION CITY SCHOOL DISTRICT, OHIO**

---

### ***Notes to the Basic Financial Statements For the Fiscal Year Ended June 30, 2022***

---

#### **NOTE 1 - SUMMARY OF SIGNIFICANT ACCOUNTING POLICIES (Continued)**

##### **C. Basis of Presentation – Financial Statements**

The District's basic financial statements consist of government-wide financial statements, including a statement of net position and a statement of activities, and fund financial statements which provide a more detailed level of financial information.

**Government-wide Financial Statements** – The Statement of Net Position and the Statement of Activities display information about the District as a whole. These statements include the financial activities of the primary government, except for fiduciary funds. Internal service fund activity is eliminated to avoid “doubling up” receipts and disbursements. The statements distinguish between those activities of the District that are governmental and those that are considered business-type activities.

The government-wide statement of net position presents the cash balance of the governmental activities of the District at fiscal year end. The statement of activities compares disbursements with program receipts for each function or program of the District's governmental activities. Disbursements are reported by function. A function is a group of related activities designed to accomplish a major service or regulatory program for which the government is responsible. Program receipts include charges paid by the recipient of the program's goods or services, grants and contributions restricted to meeting the operational or capital requirements of a particular program, and receipts of interest earned on grants that are required to be used to support a particular program. General receipts are all receipts not classified as program receipts, with certain limited exceptions. The comparison of direct disbursements with program receipts identifies the extent to which each governmental function is self-financing on a cash basis or draws from the District's general receipts.

**Fund Financial Statements** – During the fiscal year, the District segregates transactions related to certain District functions or activities in separate funds in order to aid financial management and to demonstrate legal compliance. Fund financial statements are designed to present financial information of the District at this more detailed level. The focus of governmental and enterprise fund financial statements is on major funds rather than reporting funds by type. Each major fund is presented in a separate column. Nonmajor funds are aggregated and presented in a single column. Fiduciary funds are reported by fund type.

# MARION CITY SCHOOL DISTRICT, OHIO

---

## *Notes to the Basic Financial Statements For the Fiscal Year Ended June 30, 2022*

---

### NOTE 1 - SUMMARY OF SIGNIFICANT ACCOUNTING POLICIES (Continued)

#### **D. Basis of Accounting**

The District's financial statements are prepared using the modified cash basis of accounting. Receipts are recorded in the District's financial records and reported in the financial statements when cash is received rather than when earned and disbursements are recorded when cash is paid rather than when a liability is incurred.

As a result of the use of this modified cash basis of accounting, certain assets and their related revenues (such as accounts receivable and revenue for billed or provided services not yet collected) and certain liabilities and their related expenses (such as accounts payable and expenses for goods or services received but not yet paid, and accrued expenses and liabilities) are not recorded in these financial statements.

#### **E. Budgetary Process**

The budgetary process is prescribed by provisions of the Ohio Revised Code and entails the preparation of budgetary documents within an established timetable. The major documents prepared are the tax budget, the certificate of estimated resources and the appropriation resolution, all of which are prepared on the basis of budgeting. The certificate of estimated resources and the appropriation resolution are subject to amendment throughout the year.

All funds other than agency funds are legally required to be budgeted and appropriated; however, only the General Fund is required to be reported. The primary level of budgetary control is at the fund level. Supplemental budgetary modifications may only be made by resolution of the Board of Education.

##### **1. Tax Budget**

By January 15, the Superintendent and Treasurer submit an annual operating budget for the following fiscal year to the Board of Education for consideration and passage. The adopted budget is submitted to the County Auditor, as Secretary of the County Budget Commission, by January 20 of each year for the period July 1 to June 30 of the following fiscal year.

# MARION CITY SCHOOL DISTRICT, OHIO

---

## *Notes to the Basic Financial Statements For the Fiscal Year Ended June 30, 2022*

---

### NOTE 1 - SUMMARY OF SIGNIFICANT ACCOUNTING POLICIES (Continued)

#### **E. Budgetary Process** (Continued)

##### 2. Estimated Resources

Prior to March 15, the Board accepts by formal resolution, the tax rates as determined by the County Budget Commission and receives the Commission's Certificate of Estimated Resources which states the projected revenue of each fund. Prior to June 30, the District must revise its budget so that the total contemplated disbursements from any fund during the ensuing fiscal year will not exceed the amount available as stated in the certificate of estimated resources. The revised budget then serves as the basis for the annual appropriations measure. On or about July 1, the certificate of estimated resources is amended to include any unencumbered fund balances from the preceding year. The certificate may be further amended during the year if a new source of revenue is identified or actual receipts exceed current estimates. The amounts reported on the budgetary statement reflect the amounts in the final amended official certificate of estimated resources issued during fiscal year 2022.

##### 3. Appropriations

A temporary appropriation measure to control disbursements may be passed on or about July 1 of each year for the period July 1 through September 30. An annual appropriation resolution must be passed by October 1 of each year for the period July 1 through June 30. The appropriation resolution establishes spending controls at the fund level. The appropriation resolution may be amended during the year as additional information becomes available, provided that total fund appropriations do not exceed the current estimated resources as certified. The allocation of appropriations among departments and objects within a fund may be modified during the year with approval of the Board. During the year, several supplemental appropriations were necessary to budget the use of contingency funds. Administrative control is maintained through the establishment of more detailed line-item budgets. The budgetary figures which appear in the "Statement of Receipts, Disbursements, and Changes in Fund Balances-Budget and Actual" are provided on the budgetary basis to provide a comparison of actual results to the final budget, including all amendments and modifications.

##### 4. Lapsing of Appropriations

At the close of each fiscal year, the unencumbered balance of each appropriation reverts to the respective fund from which it was appropriated and becomes subject to future appropriations. The encumbered appropriation balance is carried forward to the subsequent fiscal year and need not be reappropriated.

**MARION CITY SCHOOL DISTRICT, OHIO**

---

**Notes to the Basic Financial Statements  
For the Fiscal Year Ended June 30, 2022**

---

**NOTE 1 - SUMMARY OF SIGNIFICANT ACCOUNTING POLICIES (Continued)**

**E. Budgetary Process** (Continued)

**5. Basis of Budgeting**

The budgetary basis as provided by law is based upon accounting for certain transactions on the basis of cash receipts, disbursements, and encumbrances. The Statement of Receipts, Disbursements and Changes in Fund Balance – Budget and Actual – Budgetary Basis presented for the General Fund is prepared on the budgetary basis to provide a meaningful comparison of actual results with the budget. The difference between the budgetary basis and the cash basis is outstanding year end encumbrances are treated as cash disbursements (budgetary basis) rather than as assigned fund balance (cash basis). There is also a perspective difference whereby several special revenue funds are treated as General Fund equivalents on a cash basis and individual funds on a budgetary basis. The following table summarizes the adjustments necessary to reconcile the modified cash basis statements to the budgetary basis statements for the General Fund:

Net Change in Fund Balance	General Fund
Cash Basis (as reported)	\$1,755,073
Perspective Difference- Budgeted Special Revenue Funds reclassified as General Fund	(488,724)
Encumbrances Outstanding	(131,517)
Budget Basis	\$1,134,832

**F. Cash and Cash Equivalents**

To improve cash management, cash received by the School District is pooled. Monies for all funds are maintained in this pool. Individual fund integrity is maintained through School District records. Interest in the pool is presented as “Pooled Cash and Investments”. See Note 4, “Cash, Cash Equivalents and Investments.”

During fiscal year 2022, the School District invested in nonnegotiable certificates of deposit, federal agency securities, and STAR Ohio. Investment procedures and interest allocations are restricted by provisions of the Ohio Constitution and the Ohio Revised Code. All investment income is recognized as revenue in the operating statements.

# MARION CITY SCHOOL DISTRICT, OHIO

---

## *Notes to the Basic Financial Statements For the Fiscal Year Ended June 30, 2022*

---

### NOTE 1 - SUMMARY OF SIGNIFICANT ACCOUNTING POLICIES (Continued)

#### **F. Cash and Cash Equivalents** (Continued)

The School District's investment in the State Treasury Asset Reserve of Ohio (STAR Ohio) is an investment pool managed by the State Treasurer's Office which allows governments within the State to pool their funds for investment purposes. STAR Ohio is not registered with the SEC as an investment company and is recognized as an external investment pool by the School District. The School District measures their investment in STAR Ohio at the net asset value (NAV) per share provided by STAR Ohio. The NAV per share is calculated on an amortized cost basis that provides a NAV per share that approximates fair value.

For the fiscal year 2022, there were no limitation or restrictions on any participant withdrawals due to redemption notice periods, liquidity fees, or redemption gates. However, notice must be given 24 hours in advance of all deposits and withdrawals exceeding \$100 million. STAR Ohio reserves the right to limit the transaction to \$250 million, requiring the excess amount to be transacted the following business day(s), but only to the \$250 million limit. All accounts of the participant will be combined for these purposes.

The School District allocates interest earnings according to State statutes. Interest revenue credited to the General Fund during fiscal year 2022 was \$89,314, which includes \$28,336 assigned from other School District funds.

#### **G. Inventory and Prepaid Items**

The District reports disbursements for inventory and prepaid items when paid. These items are not reflected as assets in the accompanying financial statements.

#### **H. Capital Assets**

Acquisitions of property, plant and equipment are recorded as disbursements when paid. These items are not reflected as assets in the accompanying financial statements.

#### **I. Long-Term Obligations**

The District's modified cash basis financial statements do not report liabilities for bonds and other long-term obligations. Proceeds of debt are reported when cash is received and principal and interest payments are reported when paid.

#### **J. Accumulated Leave**

In certain circumstances, such as upon leaving employment or retirement, employees are entitled to cash payments for unused leave. Unpaid leave is not reflected as a liability under the District's modified cash basis of accounting.



## **MARION CITY SCHOOL DISTRICT, OHIO**

---

### ***Notes to the Basic Financial Statements For the Fiscal Year Ended June 30, 2022***

---

#### **NOTE 1 - SUMMARY OF SIGNIFICANT ACCOUNTING POLICIES (Continued)**

##### **K. Net Position**

Net position is reported as restricted when there are limitations imposed on their use either through the enabling legislation adopted by the District or through external restrictions imposed by creditors, grantors or laws or regulations of other governments.

The District applies restricted resources when a cash disbursement is incurred for purposes for which both restricted and unrestricted net position are available.

##### **L. Fund Balance**

Fund balance is divided into five classifications based primarily on the extent to which the District is bound to observe constraints imposed upon the use of the resources in the governmental funds. The classifications are as follows:

***Nonspendable*** - The nonspendable fund balance category includes amounts that cannot be spent because they are not in spendable form, or legally or contractually required to be maintained intact. The “not in spendable form” criterion includes items that are not expected to be converted to cash.

***Restricted*** – The fund balance is reported as restricted when constraints placed on the use of resources are either externally imposed by creditors (such as through debt covenants), grantors, contributors, or laws or regulations of other governments or is imposed by law through constitutional provisions.

***Committed*** - The committed fund balance classification includes amounts that can be used only for the specific purposes imposed by a formal action (resolution) of the District Board of Education. Those committed amounts cannot be used for any other purpose unless the District Board of Education removes or changes the specified use by taking the same type of action (resolution) it employed to previously commit those amounts. Committed fund balance also incorporates contractual obligations to the extent that existing resources in the fund have been specifically committed for use in satisfying those contractual requirements.

***Assigned*** - Amounts in the assigned fund balance classification are intended to be used by the District for specific purposes but do not meet the criteria to be classified as restricted or committed. In governmental funds other than the General Fund, assigned fund balance represents the remaining amount that is not restricted or committed. In the General Fund, assigned amounts represent intended uses established by the District Board of Education or approved by the Treasurer, or by State statute. The Board may also assign fund balances as it does when appropriating fund balance to cover a gap between estimated revenue and appropriations in the subsequent year’s appropriated budget.

***Unassigned*** - Unassigned fund balance is the residual classification for the General Fund and includes all spendable amounts not contained in the other classifications. In other governmental funds, the unassigned classification is used only to report a deficit balance resulting from overspending for specific purposes for which amounts had been restricted, committed, or assigned.

## **MARION CITY SCHOOL DISTRICT, OHIO**

---

### ***Notes to the Basic Financial Statements For the Fiscal Year Ended June 30, 2022***

---

#### **NOTE 1 - SUMMARY OF SIGNIFICANT ACCOUNTING POLICIES (Continued)**

##### **L. Fund Balance (Continued)**

The District applies restricted resources first when disbursements are incurred for purposes for which either restricted or unrestricted (committed, assigned, and unassigned) amounts are available. Similarly, within unrestricted fund balance, committed amounts are reduced first followed by assigned, and then unassigned amounts when disbursements are incurred for purposes for which amounts in any of the unrestricted fund balance classifications could be used.

##### **M. Pension Plans**

For purposes of measuring the net pension/OPEB liability, information about the fiduciary net position of the pension/OPEB plans and additions to/deductions from their fiduciary net position have been determined on the same basis as they are reported by the pension/OPEB plans. For this purpose, benefit payments (including refunds of employee contributions) are recognized when due and payable in accordance with the benefit terms. The pension/OPEB plans report investments at fair value.

##### **N. Interfund Receivables/Payable**

The District reports advances-in and advances-out for interfund loans. These items are not reflected as assets and liabilities in the accompanying financial statements.

##### **O. Interfund Transactions**

Exchange transactions between funds are reported as receipts in the seller funds and as disbursements in the purchaser funds. Subsidies from one fund to another without a requirement for repayment are reported as interfund transfers. Interfund transfers are reported as other financing sources/uses in governmental funds. Interfund transfers between governmental funds are eliminated on the Statement of Activities. Repayments from funds responsible for particular cash disbursements to the funds that initially paid for them are not presented on the financial statements.

##### **P. Operating Receipts and Disbursements**

Proprietary fund statements distinguish operating transactions from nonoperating transactions. Operating receipts generally result from exchange transactions such as charges for services directly relating to the fund's principal services. Operating disbursements include costs of sales and services and administrative costs. The fund statements report all other receipts and disbursements as nonoperating.

## **MARION CITY SCHOOL DISTRICT, OHIO**

---

### ***Notes to the Basic Financial Statements For the Fiscal Year Ended June 30, 2022***

---

#### **NOTE 2 - COMPLIANCE**

***Financial Reporting*** - Ohio Administrative Code, Section 117-2-03 (B), requires the District to prepare its annual financial report in accordance with generally accepted accounting principles. However, the District prepared its financial statements on a modified cash basis, which is a comprehensive basis of accounting other than accounting principles generally accepted in the United States of America. The accompanying financial statements omit assets, liabilities, net position /fund balances, and disclosures that, while material, cannot be determined at this time. The District can be fined and various other administrative remedies may be taken against the District.

This space intentionally left blank.

**MARION CITY SCHOOL DISTRICT, OHIO**

---

**Notes to the Basic Financial Statements**  
**For the Fiscal Year Ended June 30, 2022**

---

**NOTE 3 – FUND BALANCES**

Fund balance is classified as nonspendable, restricted, committed, assigned and/or unassigned based primarily on the extent to which the District is bound to observe constraints imposed upon the use of resources in the government funds. The constraints placed on fund balance for the major governmental funds and all other governmental funds are presented below:

Fund Balances	General	Other Governmental Funds	Total Governmental Funds
Nonspendable:			
Endowments	\$0	\$2,964	\$2,964
Restricted:			
School Facilities Maintenance	0	1,631,511	1,631,511
Extracurricular Activities	0	74,363	74,363
Technology Improvements	0	45,090	45,090
Auxiliary Services	0	46,669	46,669
Targeted Academic Assistance	0	548,737	548,737
Debt Service Payments	0	1,027,700	1,027,700
Capital Acquisition and Improvement	0	2,050,444	2,050,444
Total Restricted	<u>0</u>	<u>5,424,514</u>	<u>5,424,514</u>
Committed:			
Severance Pay	1,143,043	0	1,143,043
Total Committed	<u>1,143,043</u>	<u>0</u>	<u>1,143,043</u>
Assigned to Other Purposes	182,222	0	182,222
Unassigned	16,591,915	0	16,591,915
Total Fund Balances	<u>\$17,917,180</u>	<u>\$5,427,478</u>	<u>\$23,344,658</u>

## **MARION CITY SCHOOL DISTRICT, OHIO**

---

### ***Notes to the Basic Financial Statements For the Fiscal Year Ended June 30, 2022***

---

#### **NOTE 4 – CASH, CASH EQUIVALENTS AND INVESTMENTS**

Cash resources of several individual funds are combined to form a pool of cash, cash equivalents and investments.

Statutes require the classification of funds held by the District into three categories. Category 1 consists of “active” funds - those funds required to be kept in a “cash” or “near cash” status for immediate use by the District. Such funds must be maintained either as cash in the District Treasury or in depository accounts payable or withdrawable on demand, including negotiable order of withdrawal (NOW) accounts.

Category 2 consists of “inactive” funds - those funds not required for use within the current five year period of designation of depositories. Inactive funds may be deposited or invested only as certificates of deposit maturing not later than the end of the current period of designation of depositories.

Category 3 consists of “interim” funds - those funds which are not needed for immediate use but, which will be needed before the end of the current period of designation of depositories. Interim funds may be invested or deposited in the following securities:

- United States treasury notes, bills, bonds, or any other obligation or security issued by the United States treasury or any other obligation guaranteed as to principal or interest by the United States;
- Bonds, notes, debentures, or any other obligations or securities issued by any federal government agency or instrumentality, including but not limited to, the federal national mortgage association, federal home loan bank, federal farm credit bank, federal home loan mortgage corporation, government national mortgage association, and student loan marketing association. All federal agency securities shall be direct issuances of federal government agencies or instrumentalities;
- Written repurchase agreements in the securities listed above provided that the market value of the securities subject to the repurchase agreement must exceed the principal value of the agreement by at least two percent and be marked to market daily, and that the term of the agreement must not exceed thirty days;
- Interim deposits in eligible institutions applying for interim funds;
- Bonds and other obligations of the State of Ohio;
- No-load money market mutual funds consisting exclusively of obligations described in the first two bullets of this section and repurchase agreements secured by such obligations, provided that investments in securities described in this division are made only through eligible institutions, and
- The State Treasury Asset Reserve of Ohio (STAR Ohio).
- Commercial paper notes, limited to 40% (5% for a single issuer) in total of the interim monies available for investment at any one time and for a period not to exceed two hundred seventy days; and,
- Bankers acceptances, limited to 40% of the interim monies available for investment at any one time and for a period not to exceed one hundred eighty days.

## **MARION CITY SCHOOL DISTRICT, OHIO**

### ***Notes to the Basic Financial Statements For the Fiscal Year Ended June 30, 2022***

#### **NOTE 4 - CASH, CASH EQUIVALENTS AND INVESTMENTS (Continued)**

##### **A. Deposits**

Custodial credit risk is the risk that in the event of bank failure, the government's deposits may not be returned. Protection of District cash and deposits is provided by the federal deposit insurance corporation as well as qualified securities pledged by the institution holding the assets.

Ohio law requires that deposits be either insured or be protected by eligible securities pledged to the District and deposited with a qualified trustee by the financial institution as security for repayment whose market value at all times shall be at least 105 percent of the deposits being secured, or participation in the Ohio Pooled Collateral System (OPCS), a collateral pool of eligible securities deposited with a qualified trustee and pledged to the Treasurer of State to secure the repayment of all public monies deposited in the financial institution. OPCS requires the total market value of the securities pledged to be 102 percent of the deposits being secured or a rate set by the Treasurer of State.

At fiscal year end the carrying amount of the District's deposits was \$13,437,371 and the bank balance was \$13,332,011. Federal depository insurance covered \$1,250,000 of the bank balance and \$12,082,011 was collateralized with securities held in the Ohio Pooled Collateral System. Participation in the Ohio Pooled Collateral System (OPCS), a collateral pool of eligible securities deposited with a qualified trustee and pledged to the Treasurer of State to secure the repayment of all public monies deposited in the financial institution. OPCS requires the total market value of the securities pledged to be 102 percent of the deposits being secured or a rate set by the Treasurer of State.

##### **B. Investments**

The District's investments at June 30, 2022 were as follows:

	Cost	Credit Rating	Investment Maturities (in Years)		
			less than 1 year	1-3 years	3-5 years
STAR Ohio	\$30,851	AAA <sup>1</sup>	\$30,851	\$0	\$0
FHLB	5,000,000	Aaa <sup>2</sup>	0	2,100,000	2,900,000
FHLMC	1,000,000	Aaa <sup>2</sup>	0	1,000,000	0
U.S. Treasury Note	5,275,000	Aaa <sup>2</sup>	0	5,275,000	0
Government Bonds	1,500,000	Aaa <sup>2</sup>	0	1,000,000	500,000
Total Investments	<u>\$12,805,851</u>		<u>\$30,851</u>	<u>\$9,375,000</u>	<u>\$3,400,000</u>

<sup>1</sup> Standard & Poor's

<sup>2</sup> Moody's Investor Service

## MARION CITY SCHOOL DISTRICT, OHIO

---

### *Notes to the Basic Financial Statements For the Fiscal Year Ended June 30, 2022*

---

#### NOTE 4 - CASH, CASH EQUIVALENTS AND INVESTMENTS (Continued)

##### **B. Investments** (Continued)

*Interest Rate Risk* – The Ohio Revised Code generally limits security purchases to those that mature within five years of settlement date.

*Investment Credit Risk* – The District has no investment policy that limits its investment choices other than the limitation of State statute for “interim” funds described previously.

*Concentration of Credit Risk* – The District places no limit on the amount the District may invest in one issuer. The District has invested in STAR Ohio.

*Custodial Credit Risk* – The District’s balance of investments are held by the trust department of its banking institution in the District’s name. The District has no policy on custodial credit risk and is governed by Ohio Revised Code as described under Deposits.

This space intentionally left blank.

## **MARION CITY SCHOOL DISTRICT, OHIO**

---

### ***Notes to the Basic Financial Statements For the Fiscal Year Ended June 30, 2022***

---

#### **NOTE 5 - PROPERTY TAXES**

Property taxes are levied and assessed on a calendar year basis while the District fiscal year runs from July through June. First half collections are received by the District in the second half of the fiscal year. Second half distributions occur in the first half of the following fiscal year.

Property taxes include amounts levied against all real estate and public utility property, and tangible personal property used in business and located in the District. Real property taxes (other than public utility) collected during 2022 were levied after April 1, 2021 on assessed values as of January 1, 2021, the lien date. Assessed values are established by the County Auditor at 35 percent of appraised market value. All property is required to be reappraised every six years and equalization adjustments made the third year following reappraisal. The last equalization adjustment was completed in 2020. Real property taxes are payable annually or semi-annually. The first payment is due December 31, with the remainder payable by June 20.

Public utility real and tangible personal property taxes collected in one calendar year are levied in the preceding calendar year on assessed values determined as of December 31 of the second year preceding the tax collection year, the lien date. Certain public utility tangible personal property is currently assessed at varying ratios of its true value. Public utility property taxes are payable on the same dates as real property described previously.

The County Treasurer collects property taxes on behalf of all taxing districts in the County including Marion City School District. The County Auditor periodically remits to the District its portion of the taxes collected. The assessed values for collection in 2022 were as follows:

	<u>2021 Second Half Collections</u>	<u>2022 First Half Collections</u>
Agricultural/Residential and Other Real Estate	\$337,652,690	\$337,631,230
Public Utility Personal	<u>46,775,050</u>	<u>48,064,420</u>
Total Assessed Value	<u>\$384,427,740</u>	<u>\$385,695,650</u>
Tax rate per \$1,000 of assessed valuation	\$40.30	\$38.46



## **MARION CITY SCHOOL DISTRICT, OHIO**

---

### ***Notes to the Basic Financial Statements For the Fiscal Year Ended June 30, 2022***

---

#### **NOTE 6 - INTERFUND ACTIVITY**

##### **A. Transfers**

Following is a summary of operating transfers in and out for all funds for fiscal year 2022:

<u>Fund</u>	<u>Transfers In</u>	<u>Transfers Out</u>
General Fund	\$0	\$2,025,000
Nonmajor Governmental Funds	2,025,000	0
Total All Funds	<u>\$2,025,000</u>	<u>\$2,025,000</u>

Transfers are used to (a) move revenues from the fund that statute or budget requires to collect them to the fund that statute or budget requires to expend them and to (b) use unrestricted revenues collected in the general fund to finance various programs accounted for in other funds in accordance with budgetary authorizations.

##### **B. Advances**

Following is a summary of advances in and out for all funds at June 30, 2022:

	<u>Advances In</u>	<u>Advances Out</u>
General Fund	\$64,134	\$355,019
Nonmajor Governmental Funds	281,810	64,134
Total Governmental Funds	<u>345,944</u>	<u>419,153</u>
Food Service Fund	74,244	0
Nonmajor Enterprise Fund	0	1,035
Total Enterprise Funds	<u>74,244</u>	<u>1,035</u>
Totals	<u>\$420,188</u>	<u>\$420,188</u>

Advances are used to temporarily provide operating resources to funds with the expectation the resources will be repaid once monies are available in the funds receiving the advance.

#### **NOTE 7- DEFINED BENEFIT PENSION PLANS**

All of the District's full-time employees participate in one of two separate retirement systems which are cost-sharing, multiple-employer defined benefit pension plans.

***Net Pension Liability*** - The net pension liability is not reported in the accompanying financial statements. The net pension liability has been disclosed below. Pensions are a component of exchange transactions—between an employer and its employees—of salaries and benefits for employee services. Pensions are provided to an employee—on a deferred-payment basis—as part of the total compensation package offered by an employer for employee services each financial period.

## **MARION CITY SCHOOL DISTRICT, OHIO**

### ***Notes to the Basic Financial Statements For the Fiscal Year Ended June 30, 2022***

#### **NOTE 7- DEFINED BENEFIT PENSION PLANS (Continued)**

The net pension liability represents the District's proportionate share of each pension plan's collective actuarial present value of projected benefit payments attributable to past periods of service, net of each pension plan's fiduciary net position. The net pension liability calculation is dependent on critical long-term variables, including estimated average life expectancies, earnings on investments, cost of living adjustments and others. While these estimates use the best information available, unknowable future events require adjusting this estimate annually.

The Ohio Revised Code limits the District's obligation for this liability to annually required payments. The District cannot control benefit terms or the manner in which pensions are financed; however, the District does receive the benefit of employees' services in exchange for compensation including pension.

GASB 68 assumes the liability is solely the obligation of the employer, because (1) they benefit from employee services; and (2) State statute requires all funding to come from these employers. All contributions to date have come solely from these employers (which also includes costs paid in the form of withholdings from employees). State statute requires the pension plans to amortize unfunded liabilities within 30 years. If the amortization period exceeds 30 years, each pension plan's board must propose corrective action to the State legislature. Any resulting legislative change to benefits or funding could significantly affect the net pension liability. Resulting adjustments to the net pension liability would be effective when the changes are legally enforceable.

The net pension liability was measured as of June 30, 2021, and the total pension liability used to calculate the net pension liability was determined by an actuarial valuation as of that date. The District's proportion of the net pension liability was based on the District's share of contributions to the pension plan relative to the projected contributions of all participating entities. Following is information related to the proportionate share:

	SERS	STRS	Total
Proportionate Share of the Net Pension Liability	\$8,173,040	\$28,520,609	\$36,693,649
Proportion of the Net Pension Liability-2022	0.221509%	0.223063%	
Proportion of the Net Pension Liability-2021	0.220694%	0.223847%	
Change in Proportionate Share	0.000815%	(0.000784%)	

#### **A. School Employee Retirement System**

***Plan Description*** – School District non-teaching employees participate in SERS, a cost-sharing multiple-employer defined benefit pension plan administered by SERS. SERS provides retirement, disability and survivor benefits, annual cost-of-living adjustments, and death benefits to plan members and beneficiaries. Authority to establish and amend benefits is provided by Ohio Revised Code Chapter 3309. SERS issues a publicly available, stand-alone financial report that includes financial statements, required supplementary information and detailed information about SERS' fiduciary net position. That report can be obtained by visiting the SERS website at [www.ohsers.org](http://www.ohsers.org) under Employers/Audit Resources.

## **MARION CITY SCHOOL DISTRICT, OHIO**

### ***Notes to the Basic Financial Statements For the Fiscal Year Ended June 30, 2022***

#### **NOTE 7- DEFINED BENEFIT PENSION PLANS (Continued)**

##### **A. School Employee Retirement System (Continued)**

Age and service requirements for retirement are as follows:

	Eligible to Retire on or before August 1, 2017 *	Eligible to Retire on or after August 1, 2017
Full Benefits	Any age with 30 years of service credit	Age 67 with 10 years of service credit; or Age 57 with 30 years of service credit
Actuarially Reduced Benefits	Age 60 with 5 years of service credit Age 55 with 25 years of service credit	Age 62 with 10 years of service credit; or Age 60 with 25 years of service credit

\* Members with 25 years of service credit as of August 1, 2017, will be included in this plan.

Annual retirement benefits are calculated based on final average salary multiplied by a percentage that varies based on year of service; 2.2 percent for the first thirty years of service and 2.5 percent for years of service credit over 30. Final average salary is the average of the highest three years of salary.

Effective January 1, 2018, cost-of-living adjustment (COLA) changed from a fixed 3% annual increase to one based on the Consumer Price Index (CPI-W), with a cap of 2.5% and a floor of 0%. The Board has enacted a three-year COLA delay for future benefit recipients commencing benefits on or after April 1, 2018. HB 49 also provided the SERS Retirement Board with the authority to award or suspend the COLA, or to adjust the COLA above or below CPI-W; however, any adjustment above or below CPI-W could only be enacted if the system's actuary determines it would not materially impair the fiscal integrity of the system, or is necessary to preserve the fiscal integrity of the system.

**Funding Policy** – Plan members are required to contribute 10 percent of their annual covered salary and the School District is required to contribute 14 percent of annual covered payroll. The contribution requirements of plan members and employers are established and may be amended by the SERS' Retirement Board up to statutory maximum amounts of 10 percent for plan members and 14 percent for employers. The Retirement Board, acting with the advice of the actuary, allocates the employer contribution rate among four of the System's funds (Pension Trust Fund, Death Benefit Fund, Medicare B Fund, and Health Care Fund). For the fiscal year ended June 30, 2022, the allocation to pension, death benefits, and Medicare B was 14 percent. No amount was allocated to the Health Care Fund.

The District's contractually required contribution to SERS was \$1,105,992 for fiscal year 2022.

**Actuarial Assumptions** - SERS' total pension liability was determined by their actuaries in accordance with GASB Statement No. 67, as part of their annual actuarial valuation for each defined benefit retirement plan. Actuarial valuations of an ongoing plan involve estimates of the value of reported amounts (e.g., salaries, credited service) and assumptions about the probability of occurrence of events far into the future (e.g., mortality, disabilities, retirements, employment termination). Actuarially determined amounts are subject to continual review and potential modifications, as actual results are compared with past expectations and new estimates are made about the future.

## **MARION CITY SCHOOL DISTRICT, OHIO**

### ***Notes to the Basic Financial Statements For the Fiscal Year Ended June 30, 2022***

#### **NOTE 7- DEFINED BENEFIT PENSION PLANS (Continued)**

##### **A. School Employee Retirement System (Continued)**

Projections of benefits for financial reporting purposes are based on the substantive plan (the plan as understood by the employers and plan members) and include the types of benefits provided at the time of each valuation and the historical pattern of sharing benefit costs between the employers and plan members to that point. The projection of benefits for financial reporting purposes does not explicitly incorporate the potential effects of legal or contractual funding limitations.

Actuarial calculations reflect a long-term perspective. For a newly hired employee, actuarial calculations will take into account the employee's entire career with the employer and also take into consideration the benefits, if any, paid to the employee after termination of employment until the death of the employee and any applicable contingent annuitant. In many cases actuarial calculations reflect several decades of service with the employer and the payment of benefits after termination.

Key methods and assumptions used in calculating the total pension liability in the latest actuarial valuation, prepared as of June 30, 2021, are presented below:

	June 30, 2021	June 30, 2020
Inflation	2.4 percent	3.00 percent
Future Salary Increases, including inflation COLA or AdHoc COLA	3.25 percent to 13.58 percent 2.0 percent, on or after April 1, 2018, COLAs for future retirees will be delayed for three years following commencement	3.50 percent to 18.20 percent 2.5 percent
Investment Rate of Return	7.00 percent net of expense	7.50 percent net of expense
Actuarial Cost Method	Entry Age Normal (Level Percent of Payroll)	Entry Age Normal (Level Percent of Payroll)

Mortality rates were based on the PUB-2010 General Employee Amount Weight Below Median Healthy Retiree mortality table projected to 2017 with ages set forward 1 year and adjusted 94.20% for males and set forward 2 years and adjusted 81.35% for females. Mortality among disable members were based upon the PUB-2010 General Disabled Retiree mortality table projected to 2017 with ages set forward 5 years and adjusted 103.3% for males and set forward 3 years and adjusted 106.8% for females. Future improvement in mortality rates is reflected by applying the MP-2020 projection scale generationally.

The most recent experience study was completed June 30, 2020.

The long-term return expectation for the Pension Plan Investments has been determined by using a building-block approach and assumes a time horizon, as defined in SERS' *Statement of Investment Policy*. A forecasted rate of inflation serves as the baseline for the return expectation. Various real return premiums over the baseline inflation rate have been established for each asset class. The long-term expected nominal rate of return has been determined by calculating an arithmetic weighted average of the expected real return premiums for each asset class, adding the projected inflation rate, and adding the expected return from rebalancing uncorrelated asset classes.

**MARION CITY SCHOOL DISTRICT, OHIO**

---

**Notes to the Basic Financial Statements**  
**For the Fiscal Year Ended June 30, 2022**

---

**NOTE 7- DEFINED BENEFIT PENSION PLANS (Continued)**

**A. School Employee Retirement System (Continued)**

<u>Asset Class</u>	<u>Target Allocation</u>	<u>Long Term Expected Real Rate of Return</u>
Cash	2.00%	(0.33%)
US Equity	24.75%	5.72%
Non-US Equity Developed	13.50%	6.55%
Non-US Equity Emerging	6.75%	8.54%
Fixed Income/Global Bonds	19.00%	1.14%
Private Equity	11.00%	10.03%
Real Estate/Real Assets	16.00%	5.41%
Multi-Asset Strategy	4.00%	3.47%
Private Debt/Private Credit	3.00%	5.28%
Total	<u>100.00%</u>	

**Discount Rate** - The total pension liability was calculated using the discount rate of 7.00 percent. The projection of cash flows used to determine the discount rate assumed the contributions from employers and from the members would be computed based on contribution requirements as stipulated by State statute. Projected inflows from investment earning were calculated using the long-term assumed investment rate of return (7.00 percent). Based on those assumptions, the plan's fiduciary net position was projected to be available to make all future benefit payments of current plan members. Therefore, the long-term expected rate of return on pension plan investments was applied to all periods of projected benefits to determine the total pension liability.

**Sensitivity of the District's Proportionate Share of the Net Pension Liability to Changes in the Discount Rate** - Net pension liability is sensitive to changes in the discount rate, and to illustrate the potential impact the following table presents the net pension liability calculated using the discount rate of 7.00 percent, as well as what each plan's net pension liability would be if it were calculated using a discount rate that is one percentage point lower (6.00 percent), or one percentage point higher (8.00 percent) than the current rate.

	<u>1% Decrease (6.00%)</u>	<u>Current Discount Rate (7.00%)</u>	<u>1% Increase (8.00%)</u>
School District's proportionate share of the net pension liability	\$13,597,931	\$8,173,040	\$3,597,992

## **MARION CITY SCHOOL DISTRICT, OHIO**

---

### ***Notes to the Basic Financial Statements For the Fiscal Year Ended June 30, 2022***

---

#### **NOTE 7- DEFINED BENEFIT PENSION PLANS (Continued)**

##### **B. State Teachers Retirement System**

***Plan Description*** –District licensed teachers and other faculty members participate in STRS Ohio, a cost-sharing multiple-employer public employee retirement system administered by STRS. STRS provides retirement and disability benefits to members and death and survivor benefits to beneficiaries. STRS issues a stand-alone financial report that includes financial statements, required supplementary information and detailed information about STRS' fiduciary net position. That report can be obtained by writing to STRS, 275 E. Broad St., Columbus, OH 43215-3771, by calling (888) 227-7877, or by visiting the STRS Web site at [www.strsoh.org](http://www.strsoh.org).

New members have a choice of three retirement plans; a Defined Benefit (DB) Plan, a Defined Contribution (DC) Plan and a Combined Plan. Benefits are established by Ohio Revised Code Chapter 3307. The DB plan offers an annual retirement allowance based on final average salary multiplied by a percentage that varies based on years of service. Effective August 1, 2015, the calculation will be 2.2 percent of final average salary for the five highest years of earnings multiplied by all years of service. Effective July 1, 2017, cost-of-living adjustment (COLA) was reduced to 0%. Members are eligible to retire at age 60 with five year of qualifying service credit, or age 55 with 25 years of service, or 30 years of service regardless of age. Age and service requirements for retirement will increase effective August 1, 2015, and will continue to increase periodically until they reach age 60 with 35 years of service or age 65 with five year of service on August 1, 2026.

The DC Plan allows members to place all their member contributions and 9.53 percent of the 14 percent employer contributions into an investment account. Investment allocation decisions are determined by the member. The remaining 4.47 percent of the 14 percent employer rate is allocated to the defined benefit unfunded liability. A member is eligible to receive a retirement benefit at age 50 and termination of employment. The member may elect to receive a lifetime monthly annuity or a lump sum withdrawal.

The Combined Plan offers features of both the DB Plan and the DC Plan. In the Combined Plan, 12 percent of the 14 percent member rate goes to the DC Plan and the remaining 2 percent is applied to the DB Plan. Member contributions to the DC Plan are allocated among investment choices by the member, and contributions to the DB Plan from the employer and the member are used to fund the defined benefit payment at a reduced level from the regular DB Plan. The defined benefit portion of the Combined Plan payment is payable to a member on or after age 60 with five years of service. The defined contribution portion of the account may be taken as a lump sum payment or converted to a lifetime monthly annuity after termination of employment at age 50 or later.

# MARION CITY SCHOOL DISTRICT, OHIO

## Notes to the Basic Financial Statements For the Fiscal Year Ended June 30, 2022

### NOTE 7- DEFINED BENEFIT PENSION PLANS (Continued)

#### **B. State Teachers Retirement System** (Continued)

New members who choose the DC plan or Combined Plan will have another opportunity to reselect a permanent plan during their fifth year of membership. Members may remain in the same plan or transfer to another STRS plan. The optional annuitization of a member's defined contribution account or the defined contribution portion of a member's Combined Plan account to a lifetime benefit results in STRS bearing the risk of investment gain or loss on the account. STRS has therefore included all three plan options as one defined benefit plan for GASB 68 reporting purposes.

A DB or Combined Plan member with five or more years of credited service who is determined to be disabled may qualify for a disability benefit. Eligible survivors of members who die before service retirement may qualify for monthly benefits. New members on or after July 1, 2013, must have at least ten years of qualifying service credit that apply for disability benefits. Members in the DC Plan who become disabled are entitled only to their account balance. If a member of the DC Plan dies before retirement benefits begin, the member's designated beneficiary is entitled to receive the member's account balance.

**Funding Policy** – Employer and member contribution rates are established by the State Teachers Retirement Board and limited by Chapter 3307 of the Ohio Revised Code. For the fiscal year ended June 30, 2022, the employer rate was 14% and the member rate was 14% of covered payroll. The fiscal year 2022 contribution rates were equal to the statutory maximum rates.

The District's contractually required contribution to STRS was \$4,254,072 for fiscal year 2022.

**Actuarial Assumptions** - Key methods and assumptions used in the latest actuarial valuation, reflecting experience study results used in the July 1, 2021 actuarial valuation, compared with July 1, 2020 are presented below:

	July 1, 2021	July 1, 2020
Inflation	2.50 percent	2.50 percent
Projected salary increases	12.50 percent at age 20 to 2.50 percent at age 65	12.50 percent at age 20 to 2.50 percent at age 65
Investment Rate of Return	7.00 percent, net of investment expenses, including inflation	7.45 percent, net of investment expenses, including inflation
Discount Rate	7.00 percent	7.45 percent
Payroll Increases	3.00 percent	3.00 percent
Cost-of-Living Adjustments (COLA)	0.0 percent, effective July 1, 2017	0.0 percent, effective July 1, 2017

## **MARION CITY SCHOOL DISTRICT, OHIO**

---

### ***Notes to the Basic Financial Statements For the Fiscal Year Ended June 30, 2022***

---

#### **NOTE 7- DEFINED BENEFIT PENSION PLANS (Continued)**

##### **B. State Teachers Retirement System (Continued)**

Post-retirement mortality rates for healthy retirees are based on the RP-2014 Annuitant Mortality Table with 50 percent of rates through age 69, 70 percent of rates between ages 70 and 79, 90 percent of rates between ages 80 and 84, and 100 percent of rates thereafter, projected forward generationally using mortality improvement scale MP-2016. Post-retirement disabled mortality rates are based on the RP-2014 Disabled Mortality Table with 90 percent of rates for males and 100 percent of rates for females, projected forward generationally using mortality improvement scale MP-2016. Pre-retirement mortality rates are based on RP-2014 Employee Mortality Table, projected forward generationally using mortality improvement scale MP-2016.

Actuarial assumptions used in the July 1, 2021 valuation are based on the results of an actuarial experience study for the period July 1, 2011 through June 30, 2016.

The 10 year expected real rate of return on pension plan investments was determined by STRS' investment consultant by developing best estimates of expected future real rates of return for each major asset class. The target allocation and best estimates of geometric real rates of return for each major asset class are summarized as follows:

<u>Asset Class</u>	<u>Target Allocation</u>	<u>Long Term Expected Rate of Return</u>
Domestic Equity	28.00 %	7.35 %
International Equity	23.00	7.55
Alternatives	17.00	7.09
Fixed Income	21.00	3.00
Real Estate	10.00	6.00
Liquidity Reserves	1.00	2.25
Total	<u>100.00 %</u>	

***Discount Rate*** - The discount rate used to measure the total pension liability was 7.00 percent as of June 30, 2021. The projection of cash flows used to determine the discount rate assumes member and employer contributions will be made at the statutory contribution rates in accordance with rate increases described above. For this purpose, only employer contributions that are intended to fund benefits of current plan members and their beneficiaries are included. Projected employer contributions that are intended to fund the service costs of future plan members and their beneficiaries, as well as projected contributions from future plan members, are not included. Based on those assumptions, STRS' fiduciary net position was projected to be available to make all projected future benefit payments to current plan members as of June 30, 2021. Therefore, the long-term expected rate of return on pension plan investments of 7.00 percent was applied to all periods of projected benefit payments to determine the total pension liability as of June 30, 2021.



# MARION CITY SCHOOL DISTRICT, OHIO

## Notes to the Basic Financial Statements For the Fiscal Year Ended June 30, 2022

### NOTE 7- DEFINED BENEFIT PENSION PLANS (Continued)

#### B. State Teachers Retirement System (Continued)

**Sensitivity of the District's Proportionate Share of the Net Pension Liability to Changes in the Discount Rate** - The following table presents the District's proportionate share of the net pension liability calculated using the current period discount rate assumption of 7.00 percent, as well as what the District's proportionate share of the net pension liability would be if it were calculated using a discount rate that is one-percentage-point lower (6.00 percent) or one-percentage-point higher (8.00 percent) than the current rate:

	1% Decrease (6.00%)	Current Discount Rate (7.00%)	1% Increase (8.00%)
District's proportionate share of the net pension liability	\$53,408,426	\$28,520,609	\$7,490,457

**Changes Between the Measurement Date and the Reporting date** - In February 2022, the Board approved changes to demographic measures that will impact the June 30, 2022, actuarial valuation. These demographic measures include retirement, salary increase, disability/termination and mortality assumptions. In March 2022, the STRS Board approved benefit plan changes to take effect on July 1, 2022. These changes include a one-time three percent cost-of-living increase (COLA) to be paid to eligible benefit recipients and the elimination of the age 60 requirement for retirement age and service eligibility that was set to take effect in 2026. The effect on the net pension liability is unknown.

### NOTE 8- OTHER POSTEMPLOYMENT BENEFITS

**Net OPEB Liability (Asset)** - The net OPEB liability (asset) is not reported in the accompanying financial statements. The net OPEB liability (asset) has been disclosed below. OPEB is a component of exchange transactions—between an employer and its employees—of salaries and benefits for employee services. OPEB is provided to an employee—on a deferred-payment basis—as part of the total compensation package offered by an employer for employee services each financial period.

The net OPEB liability (asset) represents the District's proportionate share of each plan's collective actuarial present value of projected benefit payments attributable to past periods of service, net of each plan's fiduciary net position. The net OPEB liability (asset) calculation is dependent on critical long-term variables, including estimated average life expectancies, earnings on investments, cost of living adjustments and others. While these estimates use the best information available, unknowable future events require adjusting this estimate annually.

The Ohio Revised Code limits the District's obligation for this liability to annually required payments. The District cannot control benefit terms or the manner in which OPEB are financed; however, the District does receive the benefit of employees' services in exchange for compensation including OPEB.

**MARION CITY SCHOOL DISTRICT, OHIO**

---

**Notes to the Basic Financial Statements  
For the Fiscal Year Ended June 30, 2022**

---

**NOTE 8- OTHER POSTEMPLOYMENT BENEFITS (Continued)**

GASB 75 assumes the liability is solely the obligation of the employer, because they benefit from employee services. OPEB contributions come from these employers and health care plan enrollees which pay a portion of the health care costs in the form of a monthly premium. The Ohio revised Code permits, but does not require the retirement systems to provide healthcare to eligible benefit recipients. Any change to benefits or funding could significantly affect the net OPEB liability (asset). Resulting adjustments to the net OPEB liability (asset) would be effective when the changes are legally enforceable. The retirement systems may allocate a portion of the employer contributions to provide for these OPEB benefits.

The net OPEB liability (asset) was measured as of June 30, 2021, and the total OPEB liability used to calculate the net OPEB liability (asset) was determined by an actuarial valuation as of that date. The District's proportion of the net OPEB liability (asset) was based on the District's share of contributions to the pension and OPEB plans relative to the projected contributions of all participating entities. Following is information related to the proportionate share:

	SERS	STRS	Total
Proportionate Share of the Net OPEB Liability (Asset)	\$4,324,449	(\$4,703,100)	(\$378,651)
Proportion of the Net OPEB Liability (Asset) -2022	0.228495%	(0.223063%)	
Proportion of the Net OPEB Liability (Asset) -2021	0.229788%	(0.223847%)	
Change in Proportionate Share	(0.001293%)	0.000784%	

**A. School Employee Retirement System**

**Plan Description** – The District contributes to the SERS Health Care Fund, administered by SERS for non-certificated retirees and their beneficiaries. For GASB 75 purposes, this plan is considered a cost-sharing other postemployment benefit (OPEB) plan. SERS' Health Care Plan provides healthcare benefits to eligible individuals receiving retirement, disability, and survivor benefits, and to their eligible dependents. Members who retire after June 1, 1986, need 10 years of service credit, exclusive of most types of purchased credit, to qualify to participate in SERS' health care coverage. In addition to age and service retirees, disability benefit recipients and beneficiaries who are receiving monthly benefits due to the death of a member or retiree, are eligible for SERS' health care coverage. Most retirees and dependents choosing SERS' health care coverage are over the age of 65 and therefore enrolled in a fully insured Medicare Advantage plan; however, SERS maintains a traditional, self-insured preferred provider organization for its non-Medicare retiree population. For both groups, SERS offers a self-insured prescription drug program. Health care is a benefit that is permitted, not mandated, by statute. The financial report of the Plan is included in the SERS Comprehensive Annual Financial Report which can be obtained on SERS' website at [www.ohsers.org](http://www.ohsers.org) under Employers/Audit Resources.

Access to health care for retirees and beneficiaries is permitted in accordance with Section 3309 of the Ohio Revised Code. The Health Care Fund was established and is administered in accordance with Internal Revenue Code Section 105(e). SERS' Retirement Board reserves the right to change or discontinue any health plan or program. Active employee members do not contribute to the Health Care Plan.

## **MARION CITY SCHOOL DISTRICT, OHIO**

---

### ***Notes to the Basic Financial Statements For the Fiscal Year Ended June 30, 2022***

---

#### **NOTE 8- OTHER POSTEMPLOYMENT BENEFITS (Continued)**

##### **A. School Employee Retirement System (Continued)**

The SERS Retirement Board establishes the rules for the premiums paid by the retirees for health care coverage for themselves and their dependents or for their surviving beneficiaries. Premiums vary depending on the plan selected, qualified years of service, Medicare eligibility, and retirement status.

***Funding Policy*** – State statute permits SERS to fund the health care benefits through employer contributions. Each year, after the allocation for statutorily required pensions and benefits, the Retirement Board may allocate the remainder of the employer contribution of 14 percent of covered payroll to the Health Care Fund in accordance with the funding policy. For fiscal year 2022, 0.0 percent of covered payroll was contributed to health care. An additional health care surcharge on employers is collected for employees earning less than an actuarially determined minimum compensation amount, pro-rated if less than a full year of service credit was earned. For fiscal year 2022, this amount was \$25,000. Statutes provide that no employer shall pay a health care surcharge greater than 2 percent of that employer's SERS-covered payroll; nor may SERS collect in aggregate more than 1.5 percent of the total statewide SERS-covered payroll for the health care surcharge. For fiscal year 2022, the District's surcharge obligation was \$65,769.

The surcharge, added to the allocated portion of the 14 percent employer contribution rate is the total amount assigned to the Health Care Fund. The District's contractually required contribution to SERS was \$148,987 for fiscal year 2022.

***Actuarial Assumptions*** - SERS' total OPEB liability was determined by their actuaries in accordance with GASB Statement No. 74, as part of their annual actuarial valuation for each defined benefit retirement plan. Actuarial valuations of an ongoing plan involve estimates of the value of reported amounts (e.g., salaries, credited service) and assumptions about the probability of occurrence of events far into the future (e.g., mortality, disabilities, retirements, employment termination). Actuarially determined amounts are subject to continual review and potential modifications, as actual results are compared with past expectations and new estimates are made about the future.

Projections of benefits for financial reporting purposes are based on the substantive plan (the plan as understood by the employers and plan members) and include the types of benefits provided at the time of each valuation and the historical pattern of sharing benefit costs between the employers and plan members to that point. The projection of benefits for financial reporting purposes does not explicitly incorporate the potential effects of legal or contractual funding limitations.

Actuarial calculations reflect a long-term perspective. For a newly hired employee, actuarial calculations will take into account the employee's entire career with the employer and also take into consideration the benefits, if any, paid to the employee after termination of employment until the death of the employee and any applicable contingent annuitant. In many cases actuarial calculations reflect several decades of service with the employer and the payment of benefits after termination.

---

## **MARION CITY SCHOOL DISTRICT, OHIO**

---

### ***Notes to the Basic Financial Statements For the Fiscal Year Ended June 30, 2022***

---

#### **NOTE 8- OTHER POSTEMPLOYMENT BENEFITS (Continued)**

##### **A. School Employee Retirement System (Continued)**

Key methods and assumptions used in calculating the total OPEB liability in the latest actuarial valuation, prepared as of June 30, 2021, are presented below:

Wage Inflation	2.40 percent
Future Salary Increases, including inflation	3.25 percent to 13.58 percent
Investment Rate of Return	7.00 percent net of investment expense, including inflation
Municipal Bond Index Rate:	
Measurement Date	1.92 percent
Prior Measurement Date	2.45 percent
Single Equivalent Interest Rate, net of plan investment expense, including price inflation	
Measurement Date	2.27 percent
Prior Measurement Date	2.63 percent
Medical Trend Assumption	
Medicare - Measurement Date	5.125 to 4.40 percent
Pre-Medicare - Measurement Date	6.75 to 4.40 percent
Medicare - Prior Measurement Date	5.25 to 4.75 percent
Pre-Medicare - Prior Measurement Date	7.00 to 4.75 percent

Mortality rates were based on the PUB-2010 General Employee Amount Weight Below Median Healthy Retiree mortality table projected to 2017 with ages set forward 1 year and adjusted 94.20% for males and set forward 2 years and adjusted 81.35% for females. Mortality among disable members were based upon the PUB-2010 General Disabled Retiree mortality table projected to 2017 with ages set forward 5 years and adjusted 103.3% for males and set forward 3 years and adjusted 106.8% for females. Future improvement in mortality rates is reflected by applying the MP-2020 projection scale generationally.

The most recent experience study was completed for the five year period ended June 30, 2020.

The long-term expected rate of return on plan assets is reviewed as part of the actuarial five-year experience study. The most recent study covers fiscal years 2015 through 2020, and was adopted by the Board in 2021. Several factors are considered in evaluating the long-term rate of return assumption including long-term historical data, estimates inherent in current market data, and a log-normal distribution analysis in which best-estimate ranges of expected future real rates of return were developed by the investment consultant for each major asset class. These ranges were combined to produce the long-term expected rate of return, 7.00%, by weighting the expected future real rates of return by the target asset allocation percentage and then adding expected inflation. The capital market assumptions developed by the investment consultant are intended for use over a 10-year horizon and may not be useful in setting the long-term rate of return for funding pension plans which covers a longer timeframe. The assumption is intended to be a long-term assumption and is not expected to change absent a significant change in the asset allocation, a change in the inflation assumption, or a fundamental change in the market that alters expected returns in future years.

## **MARION CITY SCHOOL DISTRICT, OHIO**

### ***Notes to the Basic Financial Statements For the Fiscal Year Ended June 30, 2022***

#### **NOTE 8 - OTHER POSTEMPLOYMENT BENEFITS (Continued)**

##### **A. School Employee Retirement System (Continued)**

The target asset allocation and best estimates of arithmetic real rates of return for each major asset class, as used in the June 30, 2020 five-year experience study, are summarized as follows:

<u>Asset Class</u>	<u>Target Allocation</u>	<u>Long Term Expected Real Rate of Return</u>
Cash	2.00%	(0.33%)
US Equity	24.75%	5.72%
Non-US Equity Developed	13.50%	6.55%
Non-US Equity Emerging	6.75%	8.54%
Fixed Income/Global Bonds	19.00%	1.14%
Private Equity	11.00%	10.03%
Real Estate/Real Assets	16.00%	5.41%
Multi-Asset Strategy	4.00%	3.47%
Private Debt/Private Credit	3.00%	5.28%
<b>Total</b>	<b>100.00%</b>	

**Discount Rate** - The discount rate used to measure the total OPEB liability at June 30, 2021, was 2.27%. The discount rate used to measure the total OPEB liability prior to June 30, 2021, was 2.63%. The projection of cash flows used to determine the discount rate assumed that contributions will be made from members and the System at the contribution rate of 1.50% of projected covered payroll each year, which includes a 1.50% payroll surcharge and no contributions from the basic benefits plan. Based on these assumptions, the OPEB plan's fiduciary net position was projected to become insufficient to make all projected future benefit payments of current System members by SERS actuaries. The Municipal Bond Index Rate is used in the determination of the SEIR for both the June 30, 2020 and the June 30, 2021 total OPEB liability. The Municipal Bond Index rate is the single rate that will generate a present value of benefit payments equal to the sum of the present value determined by the long-term expected rate of return, and the present value determined by discounting those benefits after the date of depletion. The Municipal Bond Index Rate is 1.92% at June 30, 2021 and 2.45% at June 30, 2020.

**Sensitivity of the District's Proportionate Share of the Net OPEB Liability to Changes in the Discount and Health Care Cost Trend Rates** – The net OPEB liability is sensitive to changes in the discount rate and the health care cost trend rate. The following table presents the net OPEB liability of SERS, what SERS' net OPEB liability would be if it were calculated using a discount rate that is 1 percentage point lower (1.27%) and higher (3.27%) than the current discount rate (2.27%). Also shown is what SERS' net OPEB liability would be based on health care cost trend rates that are 1 percentage point lower (6.00% decreasing to 3.75%) and higher (8.00% decreasing to 5.75%) than the current rate.

	1% Decrease (1.27%)	Current Discount Rate (2.27%)	1% Increase (3.27%)
School District's proportionate share of the net OPEB liability	\$5,358,516	\$4,324,449	\$3,498,363

## **MARION CITY SCHOOL DISTRICT, OHIO**

### **Notes to the Basic Financial Statements For the Fiscal Year Ended June 30, 2022**

#### **NOTE 8 - OTHER POSTEMPLOYMENT BENEFITS (Continued)**

##### **A. School Employee Retirement System (Continued)**

	1% Decrease (5.75% Decreasing to 3.40%)	Current Trend Rate (6.75% Decreasing to 4.40%)	1% Increase (7.75% Decreasing to 5.40%)
School District's proportionate share of the net OPEB liability	\$3,329,472	\$4,324,449	\$5,653,434

##### **B. State Teachers Retirement System**

**Plan Description** – The District contributes to the cost sharing multiple employer defined benefit Health Plan administered by the State Teachers Retirement System of Ohio (STRS Ohio) for eligible retirees who participated in the defined benefit or combined pension plans offered by STRS Ohio. Benefits include hospitalization, physicians’ fees, prescription drugs and reimbursement of monthly Medicare Part B premiums. The Plan is included in the report of STRS Ohio which may be obtained by visiting [www.strsoh.org](http://www.strsoh.org) or by calling (888) 227-7877.

**Funding Policy** – Ohio Revised Code Chapter 3307 authorizes STRS Ohio to offer the Plan and gives the Retirement Board authority over how much, if any, of the health care costs will be absorbed by STRS Ohio. Active employee members do not contribute to the Plan. All benefit recipients pay a monthly premium. Under Ohio law, funding for post-employment health care may be deducted from employer contributions. For 2022, STRS Ohio allocated employer contributions equal to zero percent of covered payroll to the Health Care Stabilization Fund.

The District’s contractually required contribution to STRS was \$0 for fiscal year 2022.

**Actuarial Assumptions** - The total OPEB liability in the June 30, 2021 and 2020 actuarial valuations was determined using the following actuarial assumptions, applied to all periods included in the measurement:

	June 30, 2021	June 30, 2020
Inflation	2.50%	2.50%
Projected salary increases	12.50% at age 20 to 2.50% at age 65	12.50% at age 20 to 2.50% at age 65
Investment Rate of Return	7.00%, net of investment expenses, including inflation	7.45%, net of investment expenses, including inflation
Payroll Increases	3.00%	3.00%
Cost-of-Living Adjustments (COLA)	0.0%, effective July 1, 2017	0.0%, effective July 1, 2017
Blended Discount Rate of Return	7.00%	7.45%
Health Care Cost Trends:		
Pre-Medicare	5.00% to 6.50% initial, 4.0% ultimate	5.00% to 6.50% initial, 4.0% ultimate
Medicare	(16.18%) to 29.98% initial, 4.0% ultimate	(6.69%) to 11.87% initial, 4.0% ultimate

## **MARION CITY SCHOOL DISTRICT, OHIO**

---

### ***Notes to the Basic Financial Statements For the Fiscal Year Ended June 30, 2022***

---

#### **NOTE 8 - OTHER POSTEMPLOYMENT BENEFITS (Continued)**

##### **B. State Teachers Retirement System (Continued)**

Projections of benefits include the historical pattern of sharing benefit costs between the employers and retired plan members.

For healthy retirees the mortality rates are based on the RP-2014 Annuitant Mortality Table with 50 percent of rates through age 69, 70 percent of rates between ages 70 and 79, 90 percent of rates between ages 80 and 84, and 100 percent of rates thereafter, projected forward generationally using mortality improvement scale MP-2016. For disabled retirees, mortality rates are based on the RP-2014 Disabled Mortality Table with 90 percent of rates for males and 100 percent of rates for females, projected forward generationally using mortality improvement scale MP-2016.

Actuarial assumptions used in the June 30, 2021 valuation are based on the results of an actuarial experience study for the period July 1, 2011 through June 30, 2016.

This space intentionally left blank.

---

---

**MARION CITY SCHOOL DISTRICT, OHIO**

---

---

***Notes to the Basic Financial Statements  
For the Fiscal Year Ended June 30, 2022***

---

**NOTE 8 - OTHER POSTEMPLOYMENT BENEFITS (Continued)**

**B. State Teachers Retirement System (Continued)**

STRS' investment consultant develops an estimate range for the investment return assumption based on the target allocation adopted by the Retirement Board. The target allocation and long-term expected rate of return for each major asset class are summarized as follows:

<u>Asset Class</u>	<u>Target Allocation</u>	<u>Long-Term Expected Rate of Return *</u>
Domestic Equity	28.00 %	7.35 %
International Equity	23.00	7.55
Alternatives	17.00	7.09
Fixed Income	21.00	3.00
Real Estate	10.00	6.00
Liquidity Reserves	1.00	2.25
Total	<u>100.00 %</u>	

\* 10 year annualized geometric nominal returns, which include the real rate of return and inflation of 2.25 percent and does not include investment expenses. Over a 30-year period, STRS' investment consultant indicates that the above target allocations should generate a return above the actual rate of return, without net value added by management.

***Discount Rate*** - The discount rate used to measure the total OPEB liability was 7.00 percent as of June 30, 2021. The projection of cash flows used to determine the discount rate assumes STRS Ohio continues to allocate no employer contributions to the health care fund. Based on these assumptions, the OPEB plan's fiduciary net position was projected to be available to make all projected future benefit payments of current plan members. Therefore, the long-term expected rate of return on OPEB plan assets of 7.00% was used to measure the total OPEB liability as of June 30, 2021.



**MARION CITY SCHOOL DISTRICT, OHIO**

---

**Notes to the Basic Financial Statements**  
**For the Fiscal Year Ended June 30, 2022**

---

**NOTE 8 - OTHER POSTEMPLOYMENT BENEFITS (Continued)**

**B. State Teachers Retirement System (Continued)**

***Sensitivity of the District's Proportionate Share of the Net OPEB Liability (Asset) to Changes in the Discount and Health Care Cost Trend Rates*** – The net OPEB liability (asset) is sensitive to changes in the discount and health care cost trend rates. To illustrate the potential impact the following table presents the net OPEB liability (asset) calculated using the discount rate of 7.00 percent, as well as what the net OPEB liability (asset) would be if it were calculated using a discount rate that is one percentage point lower (6.00 percent), or one percentage point higher (8.00 percent) than the current rate. Also shown is the net OPEB liability (asset) calculated using a health care cost trend rate this is one percentage point lower and one percentage point higher.

	1% Decrease (6.00%)	Current Discount Rate (7.00%)	1% Increase (8.00%)
School District's proportionate share of the net OPEB liability (asset)	(\$3,968,690)	(\$4,703,100)	(\$5,316,590)

	1% Decrease in Trend Rate	Current Trend Rate	1% Increase in Trend Rate
School District's proportionate share of the net OPEB liability (asset)	(\$5,291,732)	(\$4,703,100)	(\$3,975,203)

***Changes Between the Measurement Date and the Reporting date*** - In February 2022, the Board approved changes to demographic measures that will impact the June 30, 2022, actuarial valuation. The effect on the net OPEB liability is unknown.

This space intentionally left blank.

**MARION CITY SCHOOL DISTRICT, OHIO**

---

**Notes to the Basic Financial Statements**  
**For the Fiscal Year Ended June 30, 2022**

---

**NOTE 9 - LONG-TERM DEBT OBLIGATIONS**

Detail of the changes in long-term debt of the District for the year ended June 30, 2022 is as follows:

	Balance June 30, 2021	Additions	Deductions	Balance June 30, 2022	Amount Due Within One Year
<b>Governmental Activities:</b>					
General Obligation Bond:					
2017 School Facilities Construction Refunding Serial Bonds 2.080%	\$2,215,000	\$0	(\$1,095,000)	\$1,120,000	\$1,120,000
General Obligation Notes:					
Energy Conservation 3.00%	817,136	0	(128,031)	689,105	131,932
Energy Conservation 3.25%	332,530	0	(37,065)	295,465	38,270
Total General Obligation Notes	<u>1,149,666</u>	<u>0</u>	<u>(165,096)</u>	<u>984,570</u>	<u>170,202</u>
Total Long-Term Debt and Other Obligations	<u>\$3,364,666</u>	<u>\$0</u>	<u>(\$1,260,096)</u>	<u>\$2,104,570</u>	<u>\$1,290,202</u>

This space intentionally left blank.

## MARION CITY SCHOOL DISTRICT, OHIO

---

### *Notes to the Basic Financial Statements For the Fiscal Year Ended June 30, 2022*

---

#### **NOTE 9 - LONG-TERM DEBT AND OTHER OBLIGATIONS (Continued)**

**2017 School Facilities Construction Refunding Bonds** – On March 9, 2017, the School District issued bonds in the amount of \$6,400,000, to refund bonds previously issued in fiscal year 2007 for constructing a new high school and three new elementary school buildings, as well as renovating, remodeling, and improving existing school buildings. The refunded debt had an outstanding balance of \$1,120,000 as of June 30, 2022. The bonds were issued for a six year period, with final maturity in fiscal year 2023. The bonds will be retired through the Bond Retirement debt service fund. The refunding was undertaken for the purpose of reducing interest rates and debt service on the prior bonds.

**2012 Energy Conservation Notes** – On December 14, 2011, the School District issued notes in the amount of \$1,823,390, to be used to assist the School District in reducing energy costs through energy conservation measures. The notes are to be paid off over a fifteen year period at an interest rate of 3%. The notes are set to mature on December 1, 2026.

**2014 Energy Conservation Notes** – On September 8, 2013, the School District issued notes in the amount of \$557,735, to be used to assist the School District in reducing energy costs through energy conservation measures. The notes are to be paid off over a fifteen year period at an interest rate of 3.25%. The notes are set to mature on December 1, 2028.

**Defeased Debt** – On March 9, 2017, the District defeased \$6,400,000 of Capital Improvement Bonds that were used for constructing a new high school and three new elementary school buildings, as well as renovating, remodeling, and improving existing school buildings, (the "2007 Bonds") through the issuance of \$6,400,000 of General Obligation Bonds. The net proceeds of the 2017 Bonds have been invested in obligations guaranteed as to both principal and interest by the United States and placed in irrevocable escrow accounts which, including interest earned, will be used to pay the principal and interest on the refunded bonds. The refunded bonds, which have an outstanding balance of \$1,175,000 at June 30, 2022, are not included in the District's outstanding debt since the District has in-substance satisfied its obligations through the advance refunding.

The District's overall debt margin was \$33,635,739 with an unvoted debt margin of \$385,696 at June 30, 2022.

**MARION CITY SCHOOL DISTRICT, OHIO**

---

**Notes to the Basic Financial Statements  
For the Fiscal Year Ended June 30, 2022**

---

**NOTE 9 - LONG-TERM DEBT OBLIGATIONS (Continued)**

**A. Principal and Interest Requirements**

A summary of the District's future long-term debt funding requirements, including principal and interest payments as of June 30, 2022 follows:

General Obligation Bonds

<u>Years</u>	<u>Principal</u>	<u>Interest</u>	<u>Total</u>
2023	\$1,120,000	\$23,296	\$1,143,296

General Obligation Notes

<u>Years</u>	<u>Principal</u>	<u>Interest</u>	<u>Total</u>
2023	\$170,202	\$30,932	\$201,134
2024	175,465	25,672	201,137
2025	180,883	20,248	201,131
2026	186,475	14,660	201,135
2027	192,231	8,902	201,133
2028-2029	79,314	4,472	83,786
Totals	<u>\$984,570</u>	<u>\$104,886</u>	<u>\$1,089,456</u>

## **MARION CITY SCHOOL DISTRICT, OHIO**

---

### ***Notes to the Basic Financial Statements For the Fiscal Year Ended June 30, 2022***

---

#### **NOTE 10 - RISK MANAGEMENT**

The School District is exposed to various risks of loss related to torts; theft of, damage to, and destruction of assets; errors and omissions; and natural disasters. During fiscal year 2022, the School District contracted for the following insurance coverage:

<u>Type of Coverage</u>	<u>Coverage</u>
Buildings and Contents – replacement cost	\$194,003,245
Auto Liability	1,000,000
General Liability	
Each Occurrence	1,000,000
Aggregate	2,000,000
Excess Liability	5,000,000

There has been no significant reduction in insurance coverages from coverages in the prior year. In addition, settled claims resulting from these risks have not exceeded commercial insurance coverages in any of the past three fiscal years.

The School District participates in the Ohio Association of School Business Officials Workers' Compensation Group Rating Plan (Plan), an insurance purchasing pool. The intent of the Plan is to achieve the benefit of a reduced premium for the School District by virtue of its grouping and representation with other participants in the Plan. The third party administrator, Sheakley Uniservice, Inc., reviews each participants' claims experience and determines the rating tier for that participant. A common premium rate is applied to all participants in a given rating tier. Each participant pays its workers' compensation premium to the State based on the rate for their rating tier rather than its individual rate. Sheakley Uniservice, Inc. provides administrative, cost control, and actuarial services to the Plan.

The Administrative Services - Employee Benefit Self-Insurance Fund, an internal service fund, is used to account for, and finance self-insurance activities. This fund includes prescription drug, dental and health insurance benefits.

**MARION CITY SCHOOL DISTRICT, OHIO**

---

***Notes to the Basic Financial Statements  
For the Fiscal Year Ended June 30, 2022***

---

**NOTE 11 – STATUTORY RESERVES**

The District is required by state law to set aside certain general fund revenue amounts, as defined, into various reserves. During the fiscal year ended June 30, 2022, the reserve activity (cash-basis) was as follows:

	Capital Maintenance
Set-aside Balance as of June 30, 2021	\$0
Current Year Set-Aside Requirement	754,117
Current Year Offset Credits	(754,117)
Qualifying Disbursements	0
Total	<u>\$0</u>
Set-aside Balance Carried Forward to FY 2023	<u>\$0</u>

**NOTE 12 – JOINTLY GOVERNED ORGANIZATIONS**

**A. Metropolitan Educational Technology Association**

The District is a participant in the Metropolitan Educational Technology Association (META), which is a computer consortium. META is an association of public school districts within the boundaries of Delaware, Knox, Marion, Morrow, Muskingum, and Wyandot Counties. The organization was formed for the purpose of applying modern technology with the aid of computers and other electronic equipment to administrative and instructional functions among member school districts. The governing board of META consists of one representative from each County elected by majority vote of all charter member school districts within each County, one representative from the City school districts, and the superintendent from Tri-Rivers Joint Vocational School. During fiscal year 2022, the District paid \$120,427 to META for various services. Financial information can be obtained from META, 100 Executive Drive, Marion, Ohio 43302.

## **MARION CITY SCHOOL DISTRICT, OHIO**

---

### ***Notes to the Basic Financial Statements For the Fiscal Year Ended June 30, 2022***

---

#### **NOTE 12 – JOINTLY GOVERNED ORGANIZATIONS (Continued)**

##### **B. Tri-Rivers Joint Vocational School**

The Tri-Rivers Joint Vocational School (JVS) is a distinct political subdivision of the State of Ohio which provides vocational education. The JVS operates under the direction of a Board consisting of one representative from each of the ten participating school districts' Board of Education. The Board possesses its own budgeting and taxing authority. The degree of control exercised by the School District is limited to its representation on the Board. Financial information can be obtained from the Tri-Rivers Joint Vocational School, 2222 Marion Mt. Gilead Road, Marion, Ohio 43302.

#### **NOTE 13 – RELATED ORGANIZATION**

The Marion Public Library is a distinct political subdivision of the State of Ohio created under Chapter 3375 of the Ohio Revised Code. The Library is governed by a Board of Trustees appointed by the Marion City Board of Education. The Board of trustees possesses its own contracting and budgeting authority, hires and fires personnel, and does not depend on the School District for operational subsidies. Although the School District serves as the taxing authority, its role is limited to a ministerial function. The determination to request approval of a tax, the rate, and the purpose are discretionary decisions made solely by the Board of Trustees. Financial information can be obtained from the Marion Public Library, 445 East Church Street, Marion, Ohio 43302.

#### **NOTE 14 – DONOR RESTRICTED ENDOWMENTS**

The School District's private purpose trust fund includes donor restricted endowments. Endowments, in the amount of \$98,828 represent the principal portion. The amount of net appreciation in donor restricted investments that is available for expenditures by the School District is \$11,816 and is included as held in trust for scholarships. State law permits the School District to appropriate, for purposes consistent with the endowment's intent, net appreciation, realized and unrealized, unless the endowment terms specify otherwise. The endowment indicates that the interest should be used to provide a scholarship each year.

## **MARION CITY SCHOOL DISTRICT, OHIO**

---

### ***Notes to the Basic Financial Statements For the Fiscal Year Ended June 30, 2022***

---

#### **NOTE 15 - CONTINGENCIES**

##### **A. Grants**

The District receives financial assistance from federal and state agencies in the form of grants. The disbursement of funds received under these programs generally requires compliance with terms and conditions specified in the grant agreements and is subject to audit by the grantor agencies. Any disallowed claims resulting from such audits could become a liability of the General Fund or other applicable funds. However, the effect of any such disallowed claims on the overall financial position of the District at June 30, 2022, if applicable, cannot be determined at this time.

##### **B. Litigation**

The District is not a party to various legal proceedings, which seek damages or injunctive relief generally incidental to its operations and pending projects as of June 30, 2022.

#### **NOTE 16 – CHANGE IN ACCOUNTING PRINCIPLES**

For fiscal year 2022, the District implemented Governmental Accounting Standards Board (GASB) Statement No. 87, “Leases,” Statement No. 89, “Accounting for Interest Cost Incurred before End of a Construction Period,” Statement No. 92, “Omnibus 2020,” and Statement No. 93, “Replacement of Interbank Offered Rates.”

GASB Statement No. 87 establishes standards of accounting and financial reporting for leases.

GASB Statement No. 89 establishes accounting requirements for interest cost incurred before the end of a construction period.

GASB Statement No. 92 establishes accounting and financial reporting requirements for specific issues related to leases, intra-entity transfers of assets, postemployment benefits, government acquisitions, risk financing and insurance-related activities of public entity risk pools, fair value measurements, and derivative instruments.

GASB Statement No. 93 establishes accounting and financial reporting requirements related to the replacement of interbank offered rates in hedging derivative instruments and leases.

The implementation of these Statements had no effect on beginning net position/fund balance, or note disclosures.



This Page Intentionally Left Blank

*MARION CITY SCHOOL DISTRICT, OHIO*

---

*REQUIRED SUPPLEMENTARY INFORMATION*

---

**MARION CITY SCHOOL DISTRICT, OHIO**

---

***Schedule of District's Proportionate Share of the Net Pension Liability  
Last Eight Fiscal Years***

---

**State Teachers Retirement System**

Fiscal Year	2015	2016	2017
District's proportion of the net pension liability (asset)	0.20697648%	0.21145251%	0.21843082%
District's proportionate share of the net pension liability (asset)	\$50,343,843	\$58,439,289	\$73,115,380
District's covered payroll	\$20,681,315	\$21,169,200	\$23,512,543
District's proportionate share of the net pension liability (asset) as a percentage of its covered payroll	243.43%	276.06%	310.96%
Plan fiduciary net position as a percentage of the total pension liability	74.70%	72.10%	66.80%

Source: District Treasurer's Office and State Teachers Retirement System

**School Employees Retirement System**

Fiscal Year	2015	2016	2017
District's proportion of the net pension liability (asset)	0.174691%	0.198155%	0.207666%
District's proportionate share of the net pension liability (asset)	\$8,841,012	\$11,306,888	\$15,199,220
District's covered payroll	\$5,104,978	\$5,110,835	\$6,991,886
District's proportionate share of the net pension liability (asset) as a percentage of its covered payroll	173.18%	221.23%	217.38%
Plan fiduciary net position as a percentage of the total pension liability	71.70%	69.16%	62.98%

Source: District Treasurer's Office and School Employees Retirement System

Notes: The District implemented GASB Statement 68 in 2015.

Information prior to 2013 is not available.

The schedule is reported as of the measurement date of the Net Pension Liability.

See accompanying notes to the RSI

**MARION CITY SCHOOL DISTRICT, OHIO**

---



---

<u>2018</u>	<u>2019</u>	<u>2020</u>	<u>2021</u>	<u>2022</u>
0.22868858%	0.23196329%	0.22391328%	0.22384722%	0.22306300%
\$54,325,462	\$51,003,519	\$49,517,076	\$54,163,062	\$28,520,609
\$25,004,571	\$27,141,086	\$28,371,600	\$25,940,829	\$26,938,629
217.26%	187.92%	174.53%	208.79%	105.87%
75.30%	77.30%	77.40%	75.48%	87.78%

<u>2018</u>	<u>2019</u>	<u>2020</u>	<u>2021</u>	<u>2022</u>
0.203297%	0.217921%	0.224007%	0.220694%	0.221509%
\$12,146,535	\$12,480,722	\$13,402,732	\$14,597,146	\$8,173,040
\$6,435,086	\$6,839,644	\$7,612,444	\$8,211,200	\$8,259,429
188.75%	182.48%	176.06%	177.77%	98.95%
69.50%	71.36%	70.85%	68.55%	82.86%

**MARION CITY SCHOOL DISTRICT, OHIO**

---

***Schedule of District Pension Contributions  
Last Eight Fiscal Years***

---

**State Teachers Retirement System**

Fiscal Year	<u>2015</u>	<u>2016</u>	<u>2017</u>
Contractually required contribution	\$2,963,688	\$3,291,756	\$3,500,640
Contributions in relation to the contractually required contribution	<u>2,963,688</u>	<u>3,291,756</u>	<u>3,500,640</u>
Contribution deficiency (excess)	<u>\$0</u>	<u>\$0</u>	<u>\$0</u>
District's covered payroll	\$21,169,200	\$23,512,543	\$25,004,571
Contributions as a percentage of covered payroll	14.00%	14.00%	14.00%

Source: District Treasurer's Office and State Teachers Retirement System

**School Employees Retirement System**

Fiscal Year	<u>2015</u>	<u>2016</u>	<u>2017</u>
Contractually required contribution	\$673,608	\$978,864	\$900,912
Contributions in relation to the contractually required contribution	<u>673,608</u>	<u>978,864</u>	<u>900,912</u>
Contribution deficiency (excess)	<u>\$0</u>	<u>\$0</u>	<u>\$0</u>
District's covered payroll	\$5,110,835	\$6,991,886	\$6,435,086
Contributions as a percentage of covered payroll	13.18%	14.00%	14.00%

Source: District Treasurer's Office and School Employees Retirement System

Notes: The District implemented GASB Statement 68 in 2015.

Information prior to 2014 is not available.

See accompanying notes to the RSI

**MARION CITY SCHOOL DISTRICT, OHIO**

---



---

2018	2019	2020	2021	2022
\$3,799,752	\$3,972,024	\$3,631,716	\$3,771,408	\$4,254,072
<u>3,799,752</u>	<u>3,972,024</u>	<u>3,631,716</u>	<u>3,771,408</u>	<u>4,254,072</u>
<u>\$0</u>	<u>\$0</u>	<u>\$0</u>	<u>\$0</u>	<u>\$0</u>
\$27,141,086	\$28,371,600	\$25,940,829	\$26,938,629	\$30,386,229
14.00%	14.00%	14.00%	14.00%	14.00%

2018	2019	2020	2021	2022
\$923,352	\$1,027,680	\$1,108,512	\$1,156,320	\$1,105,992
<u>923,352</u>	<u>1,027,680</u>	<u>1,108,512</u>	<u>1,156,320</u>	<u>1,105,992</u>
<u>\$0</u>	<u>\$0</u>	<u>\$0</u>	<u>\$0</u>	<u>\$0</u>
\$6,839,644	\$7,612,444	\$8,211,200	\$8,259,429	\$7,899,943
13.50%	13.50%	13.50%	14.00%	14.00%

## **MARION CITY SCHOOL DISTRICT, OHIO**

### ***Schedule of the District's Proportionate Share of the Net Other Postemployment Benefits (OPEB) Liability (Asset) Last Six Fiscal Years***

#### **State Teachers Retirement System**

Fiscal Year	<u>2017</u>	<u>2018</u>	<u>2019</u>
District's proportion of the net OPEB liability (asset)	0.218431%	0.228689%	0.231963%
District's proportionate share of the net OPEB liability (asset)	\$12,230,325	\$8,922,585	(\$3,727,413)
District's covered payroll	\$23,512,543	\$25,004,571	\$27,141,086
District's proportionate share of the net OPEB liability (asset) as a percentage of its covered payroll	52.02%	35.68%	13.73%
Plan fiduciary net position as a percentage of the total OPEB liability	37.30%	47.10%	176.00%

Source: District Treasurer's Office and State Teachers Retirement System

#### **School Employees Retirement System**

Fiscal Year	<u>2017</u>	<u>2018</u>	<u>2019</u>
District's proportion of the net OPEB liability (asset)	0.215224%	0.205867%	0.222265%
District's proportionate share of the net OPEB liability (asset)	\$5,867,977	\$5,524,935	\$6,166,232
District's covered payroll	\$6,991,886	\$6,435,086	\$6,839,644
District's proportionate share of the net OPEB liability (asset) as a percentage of its covered payroll	83.93%	85.86%	90.15%
Plan fiduciary net position as a percentage of the total OPEB liability	N/A	12.46%	13.57%

Source: District Treasurer's Office and School Employees Retirement System

Notes: The District implemented GASB Statement 75 in 2018.

The schedule is intended to show ten years of information. Additional years will be displayed as they become available. Information prior to 2017 is not available.

The schedule is reported as of the measurement date of the Net OPEB Liability, which is the prior year end.

See accompanying notes to the RSI

**MARION CITY SCHOOL DISTRICT, OHIO**

---

---

<u>2020</u>	<u>2021</u>	<u>2022</u>
0.223913%	0.223847%	0.223063%
(\$3,708,541)	(\$3,934,110)	(\$4,703,100)
\$28,371,600	\$25,940,829	\$26,938,629
13.07%	15.17%	17.46%
174.74%	182.13%	174.73%

<u>2020</u>	<u>2021</u>	<u>2022</u>
0.228691%	0.229788%	0.228495%
\$5,751,090	\$4,994,039	\$4,324,449
\$7,612,444	\$8,211,200	\$8,259,429
75.55%	60.82%	52.36%
15.57%	18.17%	24.08%



---

---

**MARION CITY SCHOOL DISTRICT, OHIO**

---

---

***Schedule of District Other Postemployment Benefit (OPEB) Contributions  
Last Eight Fiscal Years***

---

**State Teachers Retirement System**

Fiscal Year	<u>2015</u>	<u>2016</u>	<u>2017</u>
Contractually required contribution	\$0	\$0	\$0
Contributions in relation to the contractually required contribution	<u>0</u>	<u>0</u>	<u>0</u>
Contribution deficiency (excess)	<u>\$0</u>	<u>\$0</u>	<u>\$0</u>
District's covered payroll	\$21,169,200	\$23,512,543	\$25,004,571
Contributions as a percentage of covered payroll	0.00%	0.00%	0.00%

Source: District Treasurer's Office and State Teachers Retirement System

**School Employees Retirement System**

Fiscal Year	<u>2015</u>	<u>2016</u>	<u>2017</u>
Contractually required contribution	\$139,572	\$88,785	\$106,850
Contributions in relation to the contractually required contribution	<u>139,572</u>	<u>88,785</u>	<u>106,850</u>
Contribution deficiency (excess)	<u>\$0</u>	<u>\$0</u>	<u>\$0</u>
District's covered payroll	\$5,110,835	\$6,991,886	\$6,435,086
Contributions as a percentage of covered payroll	2.73%	1.27%	1.66%

Source: District Treasurer's Office and School Employees Retirement System

Notes: The District implemented GASB Statement 75 in 2018.

Information prior to 2015 is not available.

See accompanying notes to the RSI

**MARION CITY SCHOOL DISTRICT, OHIO**

---



---

2018	2019	2020	2021	2022
\$0	\$0	\$0	\$0	\$0
0	0	0	0	0
\$0	\$0	\$0	\$0	\$0
\$27,141,086	\$28,371,600	\$25,940,829	\$26,938,629	\$30,386,229
0.00%	0.00%	0.00%	0.00%	0.00%

2018	2019	2020	2021	2022
\$143,181	\$172,200	\$151,283	\$147,203	\$148,987
143,181	172,200	151,283	147,203	148,987
\$0	\$0	\$0	\$0	\$0
\$6,839,644	\$7,612,444	\$8,211,200	\$8,259,429	\$7,899,943
2.09%	2.26%	1.84%	1.78%	1.89%

## ***MARION CITY SCHOOL DISTRICT, OHIO***

---

### ***Notes to the Required Supplementary Information For the Fiscal Year Ended June 30, 2022***

---

#### **NET PENSION LIABILITY**

##### **SERS**

*Changes in benefit terms* – For fiscal years 2022 through 2019, there were no changes to benefit terms. For fiscal year 2018, the following were the most significant changes in benefits that affected the total pension liability since the prior measurement date:

- The cost-of-living adjustment was changed from a fixed 3.00 percent to a cost-of-living adjustment that is indexed to CPI-W not greater than 2.5 percent with a floor of 0 percent beginning January 1, 2018. In addition, with the authority granted the Board under HB 49, the Board has enacted a three-year COLA suspension for benefit recipients in calendars 2018, 2019, and 2020.

There were no changes to benefit terms for fiscal years 2015 through 2017.

##### *Changes in assumptions*

For fiscal year 2022, the following changes were made to the actuarial assumptions as identified. These new assumptions compared with those used in fiscal year 2021 and prior are presented below:

- Assumed rate of inflation was reduced from 3.00% to 2.40%
- Payroll growth assumption was reduced from 3.50% to 1.75%
- Assumed real wage growth was increased from 0.50% to 0.85%
- Cost-of-Living-Adjustments was reduced from 2.50% to 2.00%
- The discount rate was reduced from 7.50% to 7.00%
- Rates of withdrawal, compensation, participation, spouse coverage assumption, retirement and disability were updated to reflect recent experience.
- Mortality among active members was updated to the following:
  - PUB-2010 General Amount Weighted Below Median Employee mortality table. Future improvement in mortality rates is reflected by applying the MP-2020 projection scale generationally.
- Mortality among service retired members was updated to the following:
  - PUB-2010 General Employee Weighted Below Median Healthy Retiree mortality table projected to 2017 with ages set forward 1 year and adjusted 94.20% for males and set forward 2 years and adjusted 81.35% for females. Future improvement in mortality rates is reflected by applying the MP-2020 projection scale generationally.
- Mortality among contingent survivors was updated to the following:
  - PUB-2010 General Amount Weighted Below Median Contingent Survivor mortality table projected to 2017 with ages set forward 1 year and adjusted 105.5% for males and adjusted 122.5% for females. Future improvement in mortality rates is reflected by applying the MP-2020 projection scale generationally.
- Mortality among disabled members was updated to the following:
  - PUB-2010 General Disabled Retiree mortality table projected to 2017 with ages set forward 5 years and adjusted 103.3% for males and set forward 3 years and adjusted 106.8% for females. Future improvement in mortality rates is reflected by applying the MP-2020 projection scale generationally.

## **MARION CITY SCHOOL DISTRICT, OHIO**

---

### ***Notes to the Required Supplementary Information For the Fiscal Year Ended June 30, 2022***

---

#### **NET PENSION LIABILITY** (Continued)

##### **SERS** (Continued)

For fiscal years 2021, 2020, and 2019 there were no changes in assumptions.

For fiscal year 2018, the following changes were made to the actuarial assumptions as identified. These new assumptions compared with those used in fiscal year 2017 and prior are presented below:

- Assumed rate of inflation was reduced from 3.25% to 3.00%
- Payroll Growth Assumption was reduced from 4.00% to 3.50%
- Assumed real wage growth was reduced from 0.75% to 0.50%
- Rates of withdrawal, retirement and disability were updated to reflect recent experience.
- Mortality among active members was updated to the following:
  - RP-2014 Blue Collar Mortality Table with fully generational projection and a five year age set-back for both males and females. The above rates represent the base rates used.
- Mortality among service retired members, and beneficiaries was updated to the following:
  - RP-2014 Blue Collar Mortality Table with fully generational projection with Scale BB, 120% of male rates, and 110% of female rates.
- Mortality among disable member was updated to the following:
  - RP-2000 Disabled Mortality Table, 90% for male rates and 100% for female rates, set back five years is used for the period after disability retirement.

There were no changes in assumptions for fiscal years 2015 through 2017.

##### **STRS**

*Changes in benefit terms* – For fiscal years 2022 through 2019, there were no changes to benefit terms. For fiscal year 2018, the cost of living adjustment (COLA) was reduced to 0 percent effective July 1, 2017. There were no changes to benefit terms for fiscal years 2015 through 2017.

*Changes in assumptions* – In fiscal year 2022 the investment return was lowered from 7.45 percent to 7.00 percent. For fiscal year 2021, 2020, and 2019, there were no changes in assumptions. For fiscal year 2018, the following were the most significant changes of assumptions that affected the total pension liability since the prior measurement date:

- Inflation assumptions were lowered from 2.75 percent to 2.50 percent.
- Investment return assumptions were lowered from 7.75 percent to 7.45 percent.
- Total salary increases rates were lowered by decreasing merit component of the individual salary increases, as well as by 0.25 percent due to lower inflation.
- Payroll growth assumptions were lowered to 3.00 percent.
- Updated the health and disability mortality assumption to the RP-2014 mortality tables with generational improvement scale MP-2016.
- Rates of retirement, termination and disability were modified to better reflect anticipated future experience.

There were no changes in assumptions for fiscal years 2015 through 2017.

## **MARION CITY SCHOOL DISTRICT, OHIO**

---

### ***Notes to the Required Supplementary Information For the Fiscal Year Ended June 30, 2022***

---

#### **NET OPEB LIABILITY (ASSET)**

##### **SERS**

*Changes in benefit terms* – There were no changes to benefit terms for fiscal years 2022 - 2018.

*Changes in assumptions* – For fiscal year 2022, the following were the most significant changes of assumptions that affected the total OPEB liability since the prior measurement date:

- The discount rate was changed from 2.63% to 2.27%
- The investment rate of return was reduced from 7.50% to 7.00%
- Assumed rate of inflation was reduced from 3.00% to 2.40%
- Payroll Growth Assumption was reduced from 3.50% to 1.75%
- Assumed real wage growth was increased from 0.50% to 0.85%
- Rates of withdrawal, retirement and disability were updated to reflect recent experience
- Rate of health care participation for future retirees and spouses was updated to reflect recent experience
- Mortality among active members was updated to the following:
  - PUB-2010 General Amount Weighted Below Median Employee mortality table.
- Mortality among service retired members was updated to the following:
  - PUB-2010 General Employee Amount Weighted Below Median Healthy Retiree mortality table projected to 2017 with ages set forward 1 year and adjusted 94.20% for males and set forward 2 years and adjusted 81.35% for females.
- Mortality among beneficiaries was updated to the following:
  - PUB-2010 General Amount Weighted Below Median Contingent Survivor mortality table projected to 2017 with ages set forward 1 year and adjusted 105.5% for males and adjusted 122.5% for females.
- Mortality among disabled member was updated to the following:
  - PUB-2010 General Disabled Retiree mortality table projected to 2017 with ages set forward 5 years and adjusted 103.3% for males and set forward 3 years and adjusted 106.8% for females.

Mortality rates are projected using a fully generational projection with Scale MP-2020.

## **MARION CITY SCHOOL DISTRICT, OHIO**

---

### ***Notes to the Required Supplementary Information For the Fiscal Year Ended June 30, 2022***

---

#### **NET OPEB LIABILITY (ASSET)** (Continued)

##### **SERS** (Continued)

For fiscal year 2021, the following were the most significant changes of assumptions that affected the total OPEB liability since the prior measurement date:

- The municipal bond index rate decreased from 3.13 percent to 2.45 percent.
- The single equivalent interest rate, net of plan investment expense, including price inflation decreased from 3.22 percent to 2.63 percent.

For fiscal year 2020, the following were the most significant changes of assumptions that affected the total OPEB liability since the prior measurement date:

- The municipal bond index rate decreased from 3.62 percent to 3.13 percent.
- The single equivalent interest rate, net of plan investment expense, including price inflation decreased from 3.70 percent to 3.22 percent.
- The medical trend assumption rate changed as follows:
  - Medicare – 2019 – 5.375 to 4.75 percent, 2020 – 5.25 to 4.75 percent
  - Pre-Medicare – 2019 – 7.25 to 4.75 percent, 2020 – 7.00 to 4.75

For fiscal year 2019, the following were the most significant changes of assumptions that affected the total OPEB liability since the prior measurement date:

- The discount rate was changed from 3.63 percent to 3.70 percent.
- The municipal bond index rate increased from 3.56 percent to 3.62 percent.
- The single equivalent interest rate, net of plan investment expense, including price inflation increased from 3.63 percent to 3.70 percent.
- The medical trend assumption rate changed as follows:
  - Medicare – 2018 – 5.50 to 5.00 percent, 2019 – 5.375 to 4.75 percent
  - Pre-Medicare – 2018 – 7.50 to 5.00 percent, 2019 – 7.25 to 4.75

For fiscal year 2018, the following was the most significant change of assumptions that affected the total OPEB liability since the prior measurement date:

- The discount rate was increased from 2.98 percent to 3.63.

## **MARION CITY SCHOOL DISTRICT, OHIO**

---

### ***Notes to the Required Supplementary Information For the Fiscal Year Ended June 30, 2022***

---

#### **NET OPEB LIABILITY (ASSET)** (Continued)

##### **SERS** (Continued)

For fiscal year 2017, the following was the most significant change of assumptions that affected the total OPEB liability since the prior measurement date:

- Assumed rate of inflation was reduced from 3.25% to 3.00%
- Payroll Growth Assumption was reduced from 4.00% to 3.50%
- Assumed real wage growth was reduced from 0.75% to 0.50%
- Rates of withdrawal, retirement and disability were updated to reflect recent experience.
- Mortality among active members was updated to the following:
  - RP-2014 Blue Collar Mortality Table with fully generational projection and a five year age set-back for both males and females.
- Mortality among service retired members, and beneficiaries was updated to the following:
  - RP-2014 Blue Collar Mortality Table with fully generational projection with Scale BB, 120% of male rates, and 110% of female rates.
- Mortality among disabled members was updated to the following:
  - RP-2000 Disabled Mortality Table, 90% for male rates and 100% for female rates, set back five years is used for the period after disability retirement.

##### **STRS**

*Changes in benefit terms* – For fiscal year 2022 the following was the most significant change in benefit terms that affected the total OPEB liability since the prior measurement date:

- The non-Medicare subsidy percentage was increased effective January 1, 2022 from 2.055% to 2.100%. The non-Medicare frozen subsidy base premium was increased effective January 1, 2022. The Medicare Part D subsidy was updated to reflect it is expected to be negative in CY2022. The Part B monthly reimbursement elimination date was postponed indefinitely.

For fiscal year 2021 the following was the most significant change in benefit terms that affected the total OPEB liability since the prior measurement date:

- The non-Medicare subsidy percentage was increased effective January 1, 2021 from 1.984% to 2.055% per year of service. The non-Medicare frozen subsidy base premium was increased effective January 1, 2021. The Medicare subsidy percentages were adjusted effective January 1, 2021 to 2.1% for the AMA Medicare plan. The Medicare Part B monthly reimbursement elimination date was postponed indefinitely.

For fiscal year 2020, the following was the most significant change in benefit terms that affected the total OPEB liability since the prior measurement date:

- The non-Medicare subsidy percentage was increased effective January 1, 2020 from 1.944% to 1.984% per year of service. The non-Medicare frozen subsidy base premium was increased effective January 1, 2020. The Medicare subsidy percentages were adjusted effective January 1, 2021 to 2.1% for the Medicare plan. The Medicare Part B monthly reimbursement elimination date was postponed to January 1, 2021.

## **MARION CITY SCHOOL DISTRICT, OHIO**

---

### ***Notes to the Required Supplementary Information For the Fiscal Year Ended June 30, 2022***

---

#### **NET OPEB LIABILITY (ASSET)** (Continued)

#### **STRS** (Continued)

For fiscal year 2019, the following was the most significant change in benefit terms that affected the total OPEB liability since the prior measurement date:

- The subsidy multiplier for non-Medicare benefit recipients increased from 1.9 percent to 1.944 percent per year of service effective January 1, 2019. The non-Medicare frozen subsidy base premium increased effective January 1, 2019 and all remaining Medicare Part B premium reimbursements were scheduled to be discontinued beginning January 1, 2020, though the STRS Board voted in June 2019 to extend the current Medicare Part B partial reimbursement for one year.

For fiscal year 2018, STRS has the following changes in benefit terms since the previous measurement date:

- The HealthSpan HMO plans were eliminated.
- The subsidy multiplier for non-Medicare benefit recipients was reduced to 1.9 percent per year of service from 2.1 percent.
- Medicare Part B premium reimbursements were discontinued for survivors and beneficiaries who were age 65 by 2008 and either receiving a benefit or named as a beneficiary as of January 1, 2008.
- The remaining Medicare Part B premium reimbursements will be phased out over a three-year period.

There were no changes to benefit terms for fiscal year 2017.

*Changes in assumptions* – In fiscal year 2022 the investment return was lowered from 7.45 percent to 7.00 percent.

For fiscal year 2021 the following were the most significant changes of assumptions that affected the total OPEB liability since the prior measurement date:

- The health care trend assumption rate changed as follows:
  - Medical Medicare – from 4.93 percent to (6.69) percent initial, 4 percent ultimate
  - Medical Pre-Medicare – from 5.87 percent to 5.00 percent initial, 4 percent ultimate
  - Prescription Drug Medicare – from 9.62 percent to 11.87 percent initial, 4 percent ultimate
  - Prescription Drug Pre-Medicare – from 7.73 percent to 6.50 initial, 4 percent ultimate



## **MARION CITY SCHOOL DISTRICT, OHIO**

---

### ***Notes to the Required Supplementary Information For the Fiscal Year Ended June 30, 2022***

---

#### **NET OPEB LIABILITY (ASSET)** (Continued)

##### **STRS** (Continued)

For fiscal year 2020, the following were the most significant changes of assumptions that affected the total OPEB liability since the prior measurement date:

- The health care trend assumption rate changed as follows:
  - Medical Medicare – from 6 percent to 4.93 percent initial, 4 percent ultimate
  - Medical Pre-Medicare – from 5 percent to 5.87 percent initial, 4 percent ultimate
  - Prescription Drug Medicare – from 8 percent to 9.62 percent initial, 4 percent ultimate
  - Prescription Drug Pre-Medicare – from -5.23 percent to 7.73 initial, 4 percent ultimate

For fiscal year 2019, the following were the most significant changes of assumptions that affected the total OPEB liability since the prior measurement date:

- The discount rate increased from a 4.13 percent blended discount rate to 7.45 percent.
- The health care trend assumption rate changed from 6 to 11 percent initial, 4.5 percent ultimate to:
  - Medical Medicare – 6 percent initial, 4 percent ultimate
  - Medical Pre-Medicare – 5 percent initial, 4 percent ultimate
  - Prescription Drug Medicare – 8 percent initial, 4 percent ultimate
  - Prescription Drug Pre-Medicare – -5.23 percent initial, 4 percent ultimate

For fiscal year 2018, the following were the most significant changes of assumptions that affected the total OPEB liability since the prior measurement date:

- The discount rate was increased from 3.26 percent to 4.13 percent based on the methodology defined under GASB 74.
- The long-term rate of return was reduced to 7.45 percent.
- Valuation-year per capita health costs were updated.
- The percentage of future retirees electing each option was updated based on current data.
- The assumed future trend rates were modified.
- Decrement rates including mortality, disability, retirement, and withdrawal were modified.
- The assumed percentage of future disabled retirees assumed to elect health coverage was decreased from 84 percent to 65 percent, and the assumed percentage of terminated vested participants assumed to elect health coverage at retirement was decreased from 47 percent to 30 percent.
- The assumed salary scale was modified.

There were no changes in assumptions for fiscal year 2017.

**MARION CITY SCHOOL DISTRICT  
MARION COUNTY  
SCHEDULE OF EXPENDITURES OF FEDERAL AWARDS  
FOR THE YEAR ENDED JUNE 30, 2022  
(Prepared by Management)**

Federal Grantor/ <i>Pass Through Grantor/</i> Program Title	Grant Year	Federal ALN Number	Cash Disbursements	Non-Cash Disbursements
<b>U.S. DEPARTMENT OF AGRICULTURE</b>				
<i>Passed Through Ohio Department of Education</i>				
<b>Child Nutrition Cluster:</b>				
Non-Cash Assistance (Food Distribution):				
National School Lunch Program	2022	10.555	\$ -	\$ 218,458
<i>Cash Assistance:</i>				
Federal Lunch	2022	10.555	1,860,571	-
Federal Breakfast	2022	10.553	740,980	-
Federal Snack	2022	10.555	3,285	-
Federal Performance Lunch	2022	10.555	78,281	-
Federal Emergency Funds	2022	10.555	49,685	-
Federal Summer Foods	2021	10.559	151,623	-
Federal Summer Foods	2022	10.559	73,209	-
Total Child Nutrition Cluster			2,957,634	218,458
<b>TOTAL U.S. DEPARTMENT OF AGRICULTURE</b>			2,957,634	218,458
<b>U.S. DEPARTMENT OF EDUCATION</b>				
<i>Passed through Ohio Department of Education</i>				
Title I Grants to Local Education Agencies				
Title I - FY21	2021	84.010	314,109	-
Title I - FY22	2022	84.010	1,754,224	-
Exp Opp (Non-Comp)	2021	84.010A	8,058	-
EXP OPP (NON COMP)	2022	84.010A	52,516	-
Exp Opport	2021	84.010A	53,158	-
EEOC - AP	2022	84.010A	3,708	-
Exp Opp Pathways	2021	84.010A	111,259	-
EEOC Pathways	2022	84.010A	25,415	-
Harrison School Improvement	2021	84.010A	63,966	-
Harrison SQIG	2022	84.010A	48,212	-
Taft School Improvement	2021	84.010A	67,471	-
Taft SQIG	2022	84.010A	54,095	-
Harding School Improvement	2021	84.010A	39,073	-
Harding SQIG	2022	84.010A	100,127	-
Total Title I Grants to Local Education Agencies			2,695,391	-
Special Education Cluster				
IDEA B Spec ED	2021	84.027	42,782	-
IDEA B Spec ED	2022	84.027	1,116,884	-
ARA IDEA B	2022	84.027	96,549	-
IDEA Preschool	2022	84.173	29,345	-
ARA IDEA Preschool	2022	84.173	8,177	-
Total Special Education Cluster			1,293,737	-

**MARION CITY SCHOOL DISTRICT**  
**MARION COUNTY**  
**SCHEDULE OF EXPENDITURES OF FEDERAL AWARDS**  
**FOR THE YEAR ENDED JUNE 30, 2022**  
**(Prepared by Management)**  
**(Continued)**

Federal Grantor/ Pass Through Grantor/ Program Title	Grant Year	Federal ALN Number	Cash Disbursements	Non-Cash Disbursements
<b>Twenty-first Century Community Learning Centers</b>				
21st Century GW/Garfield	2021	84.287	4,825	-
21st Century GW/Garfield	2022	84.287	133,014	-
21st Century Harding	2021	84.287	3,423	-
21st Century Harding	2022	84.287	165,981	-
21st Century Grant	2021	84.287	3,604	-
21st Century Grant	2022	84.287	115,854	-
<b>Total Twenty-first Century Community Learning Centers</b>			<b>426,701</b>	<b>-</b>
<b>Improving Teacher Quality State Grants</b>				
Improving Teacher Quality	2021	84.367	13,366	-
Improving Teacher Quality	2022	84.367	187,298	-
<b>Total Improving Teacher Quality State Grants</b>			<b>200,664</b>	<b>-</b>
<b>Education Stabilization Fund</b>				
CARES ACT I	2021	84.425D	59,979	-
CARES Round I	2021	84.425D	281,296	-
CARES ACT Round II	2022	84.425D	3,911,503	-
ARP CARES III	2023	84.425D	1,920,087	-
MV Homeless ARP CARES ACT	2022	84.425D	84,092	-
ARP M VENTO Round II	2022	84.425D	24,628	-
<b>Total Education Stabilization Funds</b>			<b>6,281,585</b>	<b>-</b>
<b>Education for Homeless Children and Youth</b>				
McKinney Vento	2021	84.196	11,674	-
McKinney Vento	2022	84.196	116,683	-
<b>Total Education for Homeless Children and Youth</b>			<b>128,357</b>	<b>-</b>
<b>English Language Acquisition</b>				
English Language Acquisition				-
English Language Acquisition	2022	84.365	16,758	-
<b>Total English Language Acquisition</b>			<b>16,758</b>	<b>-</b>
<b>Student Support and Academic Enrichment (Title IV-A)</b>				
Title IV - Student Success	2022	84.424	169,767	-
Title IV - Student Success	2021	84.424	(358)	-
<b>Total Student Support and Academic Enrichment (Title IV-A)</b>			<b>169,409</b>	<b>-</b>
<b>Comprehensive Literacy State Development Grant</b>				
Birth - K Literacy Grant	2021	84.371C	28,877	-
Birth - K Literacy Grant	2022	84.371C	67,804	-
Grade 6-8 Literacy Grant	2021	84.371C	(10,199)	-
Grade 6-8 Literacy Grant	2022	84.371C	104,103	-
<b>Total Comprehensive Literacy State Development Grant</b>			<b>190,585</b>	<b>-</b>

**MARION CITY SCHOOL DISTRICT  
MARION COUNTY  
SCHEDULE OF EXPENDITURES OF FEDERAL AWARDS  
FOR THE YEAR ENDED JUNE 30, 2022  
(Prepared by Management)  
(Continued)**

Federal Grantor/ <i>Pass Through Grantor/</i> Program Title	Grant Year	Federal ALN Number	Cash Disbursements	Non-Cash Disbursements
Rural and Low-Income Schools				
Rural and Low-Income School Grant	2022	84.358	102,786	-
Total Rural and Low-Income School Grant			<u>102,786</u>	-
Equity For All	2022	84.048	<u>50,659</u>	-
<b>TOTAL U.S. DEPARTMENT OF EDUCATION</b>			11,556,632	-
<b>U.S. DEPARTMENT OF THE TREASURY</b>				
<i>Passed through Ohio Department of Education</i>				
Broadband Connectivity	2022	21.019	<u>305,152</u>	-
<b>TOTAL U.S. DEPARTMENT OF TREASURY</b>			<u>305,152</u>	-
<b>TOTAL FEDERAL AWARDS EXPENDITURES</b>			<u>\$ 14,819,418</u>	<u>\$ 218,458</u>

*The accompanying notes are an integral part of this schedule.*

**MARION CITY SCHOOL DISTRICT  
MARION COUNTY**

**NOTES TO THE SCHEDULE OF EXPENDITURES OF FEDERAL AWARDS  
2 CFR 200.510(b)(6)  
FOR THE YEAR ENDED JUNE 30, 2022  
(Prepared by Management)**

**NOTE A – BASIS OF PRESENTATION**

The accompanying Schedule of Expenditures of Federal Awards (the Schedule) includes the federal award activity of the Marion City School District's (District) under programs of the federal government for the year ended June 30, 2022. The information on this Schedule is prepared in accordance with the requirements of Title 2 U.S. Code of Federal Regulations Part 200, *Uniform Administrative Requirements, Cost Principles, and Audit Requirements for Federal Awards* (Uniform Guidance). Because the Schedule presents only a selected portion of the operations of the District, it is not intended to and does not present the financial position or changes in net position or its cash flows of the District.

**NOTE B – SUMMARY OF SIGNIFICANT ACCOUNTING POLICIES**

Expenditures reported on the Schedule are reported on the cash basis of accounting. Such expenditures are recognized following the cost principles contained in Title 2 U.S. Code of Federal Regulations Part 200, *Uniform Administrative Requirements, Cost Principles, and Audit Requirements for Federal Awards*, wherein certain types of expenditures may or may not be allowable or may be limited as to reimbursement.

**NOTE C – INDIRECT COSTS**

The District has elected not to use the 10-percent de minimis indirect cost rate as allowed under the Uniform Guidance.

**NOTE D - CHILD NUTRITION CLUSTER**

The District commingles cash receipts from the U.S. Department of Agriculture with similar State grants. When reporting expenditures on this Schedule, the District assumes it expends federal monies first.

**NOTE E – FOOD DONATION PROGRAM**

The District reports commodities consumed on the Schedule at the entitlement value. The District allocated donated food commodities to the respective programs that benefitted from the use of those donated food commodities.

**INDEPENDENT AUDITOR'S REPORT ON INTERNAL CONTROL OVER  
FINANCIAL REPORTING AND ON COMPLIANCE AND OTHER MATTERS  
REQUIRED BY GOVERNMENT AUDITING STANDARDS**

Marion City School District  
Marion County  
420 Presidential Drive, Suite B  
Marion, Ohio 43302

To the Board of Education:

We have audited, in accordance with auditing standards generally accepted in the United States and the standards applicable to financial audits contained in *Government Auditing Standards*, issued by the Comptroller General of the United States, the financial statements of the governmental activities, business-type activities, each major fund and the aggregate remaining fund information of the Marion City School District, Marion County, Ohio (the District), as of and for the year ended June 30, 2022, and the related notes to the financial statements, which collectively comprise the District's basic financial statements and have issued our report thereon dated November 29, 2022, wherein we noted the District reports on the modified cash basis of accounting, which is a comprehensive accounting basis other than generally accepted accounting principles.

**Internal Controls Over Financial Reporting**

In planning and performing our audit of the financial statements, we considered the District's internal control over financial reporting (internal control) to determine the audit procedures that are appropriate in the circumstances for the purpose of expressing our opinions on the financial statements, but not for the purpose of expressing an opinion on the effectiveness of the District's internal control. Accordingly, we do not express an opinion on the effectiveness of the District's internal control.

*A deficiency in internal control* exists when the design or operation of a control does not allow management or employees, in the normal course of performing their assigned functions, to prevent, or detect and correct, misstatements on a timely basis. A *material weakness* is a deficiency, or a combination of deficiencies, in internal control, such that there is a reasonable possibility that a material misstatement of the District's financial statements will not be prevented, or detected and corrected on a timely basis. A *significant deficiency* is a deficiency, or a combination of deficiencies, in internal control that is less severe than a material weakness, yet important enough to merit attention by those charged with governance.

Our consideration of internal control was for the limited purpose described in the first paragraph of this section and was not designed to identify all deficiencies in internal control that might be material weaknesses or significant deficiencies. Given these limitations, during our audit we did not identify any deficiencies in internal control that we consider to be material weaknesses. However, material weaknesses or significant deficiencies may exist that were not identified.

***Report on Compliance and Other Matters***


As part of obtaining reasonable assurance about whether the District's financial statements are free from material misstatement, we performed tests of its compliance with certain provisions of laws, regulations, contracts, and grant agreements, noncompliance with which could have a direct and material effect on the financial statements. However, providing an opinion on compliance with those provisions was not an objective of our audit and accordingly, we do not express such an opinion. The results of our tests disclosed an instance of noncompliance or other matter that is required to be reported under *Government Auditing Standards*, which is described in the accompanying Schedule of Findings as item 2022-001.

***District's Response to Finding***

*Government Auditing Standards* requires the auditor to perform limited procedures on the District's response to the finding identified in our audit and described in the accompanying Corrective Action Plan. The District's response was not subjected to the other auditing procedures applied in the audit of the financial statements and accordingly, we express no opinion on the response.

***Purpose of this Report***

This purpose of this report is solely to describe the scope of our testing of internal control and compliance and the results of that testing, and not to provide an opinion on the effectiveness of the District's internal control or on compliance. This report is an integral part of an audit performed in accordance with *Government Auditing Standards* in considering the District's internal control and compliance. Accordingly, this communication is not suitable for any other purpose.



***Charles E. Harris & Associates, Inc.***  
November 29, 2022

**INDEPENDENT AUDITOR'S REPORT ON COMPLIANCE WITH REQUIREMENTS APPLICABLE TO  
EACH MAJOR FEDERAL PROGRAM AND ON INTERNAL CONTROL OVER COMPLIANCE  
REQUIRED BY THE UNIFORM GUIDANCE**

Marion City School District  
Marion County  
100 Executive Drive  
Marion, Ohio 43302

To the Board of Education:

**Report on Compliance for Each Major Federal Program**

***Opinion on Each Major Federal Program***

We have audited Marion City School District's (the District) compliance with the types of compliance requirements identified as subject to audit in the U.S. Office of Management and Budget (OMB) *Compliance Supplement* that could have a direct and material effect on the District's major federal programs for the year ended June 30, 2022. The District's major federal programs are identified in the *Summary of Auditor's Results* section of the accompanying schedule of findings.

In our opinion, the District complied, in all material respects, with the compliance requirements referred to above that could have a direct and material effect on its major federal programs for the year ended June 30, 2022.

***Basis for Opinion on Each Major Federal Program***

We conducted our audit of compliance in accordance with auditing standards generally accepted in the United States of America (GAAS); the standards applicable to financial audits contained in *Government Auditing Standards* issued by the Comptroller General of the United States (*Government Auditing Standards*); and the audit requirements of Title 2 U.S. *Code of Federal Regulations* Part 200, *Uniform Administrative Requirements, Cost Principles, and Audit Requirements for Federal Awards* (Uniform Guidance). Our responsibilities under those standards and the Uniform Guidance are further described in the *Auditor's Responsibilities for the Audit of Compliance* section of our report.

We are required to be independent of the District and to meet our other ethical responsibilities, in accordance with relevant ethical requirements relating to our audit. We believe that the audit evidence we have obtained is sufficient and appropriate to provide a basis for our opinion on compliance for the major federal programs. Our audit does not provide a legal determination of the District's compliance with the compliance requirements referred to above.

***Responsibilities of Management for Compliance***

The District's management is responsible for compliance with the requirements referred to above and for the design, implementation, and maintenance of effective internal control over compliance with the requirements of laws, statutes, regulations, rules, and provisions of contracts or grant agreements applicable to the District's federal programs.



### ***Auditor's Responsibilities for the Audit of Compliance***

Our objectives are to obtain reasonable assurance about whether material noncompliance with the compliance requirements referred to above occurred, whether due to fraud or error, and express an opinion on the District's compliance based on our audit. Reasonable assurance is a high level of assurance but is not absolute assurance and therefore is not a guarantee that an audit conducted in accordance with GAAS, *Government Auditing Standards*, and the Uniform Guidance will always detect material noncompliance when it exists. The risk of not detecting material noncompliance resulting from fraud is higher than for that resulting from error, as fraud may involve collusion, forgery, intentional omissions, misrepresentations, or the override of internal control. Noncompliance with the compliance requirements referred to above is considered material if there is a substantial likelihood that, individually or in the aggregate, it would influence the judgment made by a reasonable user of the report on compliance about the District's compliance with the requirements of the major federal program as a whole.

In performing an audit in accordance with GAAS, *Government Auditing Standards*, and the Uniform Guidance, we:

- exercise professional judgment and maintain professional skepticism throughout the audit.
- identify and assess the risks of material noncompliance, whether due to fraud or error, and design and perform audit procedures responsive to those risks. Such procedures include examining, on a test basis, evidence regarding the District's compliance with the compliance requirements referred to above and performing such other procedures as we considered necessary in the circumstances.
- obtain an understanding of the District's internal control over compliance relevant to the audit in order to design audit procedures that are appropriate in the circumstances and to test and report on internal control over compliance in accordance with the Uniform Guidance, but not for the purpose of expressing an opinion on the effectiveness of the District's internal control over compliance. Accordingly, no such opinion is expressed.

We are required to communicate with those charged with governance regarding, among other matters, the planned scope and timing of the audit and any significant deficiencies and material weaknesses in internal control over compliance that we identified during the audit.


### ***Report on Internal Control Over Compliance***

*A deficiency in internal control over compliance* exists when the design or operation of a control over compliance does not allow management or employees, in the normal course of performing their assigned functions, to prevent, or detect and correct, noncompliance with a type of compliance requirement of a federal program on a timely basis. *A material weakness in internal control over compliance* is a deficiency, or combination of deficiencies, in internal control over compliance, such that there is a reasonable possibility that material noncompliance with a type of compliance requirement of a federal program will not be prevented, or detected and corrected, on a timely basis. *A significant deficiency in internal control over compliance* is a deficiency, or a combination of deficiencies, in internal control over compliance with a type of compliance requirement of a federal program that is less severe than a material weakness in internal control over compliance, yet important enough to merit attention by those charged with governance.

Our consideration of internal control over compliance was for the limited purpose described in the *Auditor's Responsibilities for the Audit of Compliance* section above and was not designed to identify all deficiencies in internal control over compliance that might be material weaknesses or significant deficiencies in internal control over compliance. Given these limitations, during our audit we did not identify any deficiencies in internal control over compliance that we consider to be material weaknesses, as defined above. However, material weaknesses or significant deficiencies in internal control over compliance may exist that were not identified.

Our audit was not designed for the purpose of expressing an opinion on the effectiveness of internal control over compliance. Accordingly, no such opinion is expressed.

The purpose of this report on internal control over compliance is solely to describe the scope of our testing of internal control over compliance and the results of this testing based on the requirements of the Uniform Guidance. Accordingly, this report is not suitable for any other purpose.



**Charles E. Harris & Associates, Inc.**  
November 29, 2022

**MARION CITY SCHOOL DISTRICT  
MARION COUNTY**

**SCHEDULE OF FINDINGS**

**2 CFR § 200.515**

**June 30, 2022**

**1. SUMMARY OF AUDITOR'S RESULTS**

(d)(1)(i)	<i>Type of Financial Statement Opinion</i>	Unmodified
(d)(1)(ii)	<i>Were there any material control weaknesses reported at the financial statement level (GAGAS)?</i>	No
(d)(1)(ii)	<i>Were there any significant deficiencies reported at the financial statement level (GAGAS)?</i>	No
(d)(1)(iii)	<i>Was there any reported material non-compliance at the financial statement level (GAGAS)?</i>	Yes
(d)(1)(iv)	<i>Were there any material internal control weaknesses reported for major federal programs?</i>	No
(d)(1)(iv)	<i>Were there any significant deficiencies reported for major federal programs?</i>	No
(d)(1)(v)	<i>Type of Major Programs' Compliance Opinion</i>	Unmodified
(d)(1)(vi)	<i>Are there any reportable findings under 2 CFR § 200.516(a)</i>	No
(d)(1)(vii)	<i>Major Programs:</i>	Education Stabilization -SR1 & SR2 - ALN # 84.425D Special Education Cluster - ALN # 84.027 & 84.173
(d)(1)(viii)	<i>Dollar Threshold: Type A\B Programs</i>	Type A:>\$750,000 Type B: All Others
(d)(1)(ix)	<i>Low Risk Auditee under 2 CFR § 200.520?</i>	No

**MARION CITY SCHOOL DISTRICT  
MARION COUNTY**

**SCHEDULE OF FINDINGS – (continued)  
2 CFR § 200.515  
JUNE 30, 2022**

<b>2. FINDINGS RELATED TO THE FINANCIAL STATEMENTS REQUIRED TO BE REPORTED IN ACCORDANCE WITH GAGAS</b>
---

**FINDING NUMBER 2022-001  
Noncompliance**

Ohio Administrative Code Section 117-2-03 (B) states “All counties, cities and school districts, including educational service centers and community schools, shall file annual financial reports which are prepared using generally accepted accounting principles.”

The District prepared its financial statements on modified cash basis, which is a comprehensive basis of accounting other than accounting principles generally accepted in the United States of America. The accompanying financial statements and notes omit assets, liabilities, fund equities, and disclosures that, while material, cannot be determined at this time. To be in compliance with the Ohio Administrative Code, the District should use generally accepted accounting principles in future annual reports. Not using principles generally accepted in the United States of America makes the District subject to fines and other administrative remedies.

**Official’s Response:**

See Corrective Action Plan.

<b>3. FINDINGS FOR FEDERAL AWARDS</b>
---------------------------------------

None

MARION CITY SCHOOL DISTRICT  
MARION COUNTY  
Schedule of Prior Audit Findings-Prepared by Management  
2 CFR 200.511(b)  
For the Year Ended June 30, 2022

FINDING NUMBER	FUNDING SUMMARY	STATUS	ADDITIONAL INFORMATION
2021-001	Contrary to <b>Ohio Administrative Code Section 117-2-03(B)</b> , The District does not prepare its financial report in accordance with accounting principles generally accepted in the United States of America.	Not Corrected	See Corrective Action Plan

MARION CITY SCHOOL DISTRICT  
MARION COUNTY

CORRECTIVE ACTION PLAN – Prepared by Management  
2 CFR § 200.511(c)  
June 30, 2022

FINDING NUMBER	PLANNED CORRECTIVE ACTION	ANTICIPATED COMPLETION DATE	RESPONSIBLE CONTACT PERSON
2022-001	The district analyzed the risks and benefits of continuing to convert financials from a cash basis to a GAAP basis. In order to reduce time and costs, a decision was made to present financials following the modified cash basis.	N/A	Veronica Reinhart, Treasurer

# OHIO AUDITOR OF STATE KEITH FABER



**MARION CITY SCHOOL DISTRICT**

**MARION COUNTY**

**AUDITOR OF STATE OF OHIO CERTIFICATION**

This is a true and correct copy of the report, which is required to be filed pursuant to Section 117.26, Revised Code, and which is filed in the Office of the Ohio Auditor of State in Columbus, Ohio.



**Certified for Release 12/22/2022**

88 East Broad Street, Columbus, Ohio 43215  
Phone: 614-466-4514 or 800-282-0370

This report is a matter of public record and is available online at  
[www.ohioauditor.gov](http://www.ohioauditor.gov)