



OHIO AUDITOR OF STATE
KEITH FABER



**NORTH CANTON CITY SCHOOL DISTRICT
STARK COUNTY
JUNE 30, 2021**

TABLE OF CONTENTS

TITLE	PAGE
Independent Auditor's Report	1
Prepared by Management:	
Management's Discussion and Analysis	5
Basic Financial Statements:	
Government-wide Financial Statements:	
Statement of Net Position	17
Statement of Activities.....	18
Fund Financial Statements:	
Balance Sheet	
Governmental Funds	19
Reconciliation of Total Governmental Fund Balances to Net Position of Governmental Activities	20
Statement of Revenues, Expenditures and Changes in Fund Balance Governmental Funds	21
Reconciliation of the Statement of Revenues, Expenditures and Changes in Fund Balances of Governmental Funds to the Statement of Activities	22
Statement of Revenues, Expenditures and Changes in Fund Balance - Budget (Non-GAAP Basis) and Actual General Fund.....	23
Notes to the Basic Financial Statements	25
Required Supplementary Information:	
Schedule of the District's Proportionate Share of the Net Pension Liability	
School Employees Retirement System (SERS) of Ohio.....	68
State Teachers Retirement System (STRS) of Ohio	70
Schedule of the District Pension Contributions	
School Employees Retirement System (SERS) of Ohio.....	72
State Teachers Retirement System (STRS) of Ohio	74
Schedule of the District's Proportionate Share of the Net OPEB Liability/Assets	
School Employees Retirement System (SERS) of Ohio.....	76
State Teachers Retirement System (STRS) of Ohio	77
Schedule of the District OPEB Contributions	
School Employees Retirement System (SERS) of Ohio.....	78
State Teachers Retirement System (STRS) of Ohio	80
Notes to the Required Supplementary Information	82

**NORTH CANTON CITY SCHOOL DISTRICT
STARK COUNTY
JUNE 30, 2021**

**TABLE OF CONTENTS
(Continued)**

TITLE	PAGE
Schedule of Receipts and Expenditures of Federal Awards	85
Notes to the Schedule of Receipts and Expenditures of Federal Awards.....	86
Independent Auditor's Report on Internal Control Over Financial Reporting and on Compliance and Other Matters Required by <i>Government Auditing Standards</i>	87
Independent Auditor's Report on Compliance with Requirements Applicable to the Major Federal Program and on Internal Control Over Compliance Required by the Uniform Guidance	89
Schedule of Findings.....	91

OHIO AUDITOR OF STATE KEITH FABER



88 East Broad Street
Columbus, Ohio 43215
ContactUs@ohioauditor.gov
(800) 282-0370

INDEPENDENT AUDITOR'S REPORT

North Canton City School District
Stark County
525 7th Street NE
North Canton, Ohio 44720

To the Board of Education:

Report on the Financial Statements

We have audited the accompanying financial statements of the governmental activities, each major fund, and the aggregate remaining fund information of the North Canton City School District, Stark County, Ohio (the District), as of and for the year ended June 30, 2021, and the related notes to the financial statements, which collectively comprise the District's basic financial statements as listed in the table of contents.

Management's Responsibility for the Financial Statements

Management is responsible for preparing and fairly presenting these financial statements in accordance with accounting principles generally accepted in the United States of America; this includes designing, implementing, and maintaining internal control relevant to preparing and fairly presenting financial statements that are free from material misstatement, whether due to fraud or error.

Auditor's Responsibility

Our responsibility is to opine on these financial statements based on our audit. We audited in accordance with auditing standards generally accepted in the United States of America and the financial audit standards in the Comptroller General of the United States' *Government Auditing Standards*. Those standards require us to plan and perform the audit to reasonably assure the financial statements are free from material misstatement.

An audit requires obtaining evidence about financial statement amounts and disclosures. The procedures selected depend on our judgment, including assessing the risks of material financial statement misstatement, whether due to fraud or error. In assessing those risks, we consider internal control relevant to the District's preparation and fair presentation of the financial statements in order to design audit procedures that are appropriate in the circumstances, but not to the extent needed to opine on the effectiveness of the District's internal control. Accordingly, we express no such opinion. An audit also includes evaluating the appropriateness of management's accounting policies and the reasonableness of their significant accounting estimates, as well as our evaluation of the overall financial statement presentation.

We believe the audit evidence we obtained is sufficient and appropriate to support our audit opinions.

Opinion

In our opinion, the financial statements referred to above present fairly, in all material respects, the respective financial position of the governmental activities, each major fund, and the aggregate remaining fund information of the District, as of June 30, 2021, and the respective changes in financial position thereof and the budgetary comparison for the General fund and thereof for the year then ended in accordance with the accounting principles generally accepted in the United States of America.

Emphasis of Matter

As discussed in Note 20 to the financial statements, the financial impact of COVID-19 and the continuing emergency measures may impact subsequent periods of the District. We did not modify our opinion regarding this matter.

Other Matters

Required Supplementary Information

Accounting principles generally accepted in the United States of America require this presentation to include *management's discussion and analysis*, and schedules of net pension and other post-employment benefit liabilities and pension and other post-employment benefit contributions listed in the table of contents, to supplement the basic financial statements. Although this information is not part of the basic financial statements, the Governmental Accounting Standards Board considers it essential for placing the basic financial statements in an appropriate operational, economic, or historical context. We applied certain limited procedures to the required supplementary information in accordance with auditing standards generally accepted in the United States of America, consisting of inquiries of management about the methods of preparing the information and comparing the information for consistency with management's responses to our inquiries, to the basic financial statements, and other knowledge we obtained during our audit of the basic financial statements. We do not opine or provide any assurance on the information because the limited procedures do not provide us with sufficient evidence to opine or provide any other assurance.

Supplementary and Other Information

Our audit was conducted to opine on the District's basic financial statements taken as a whole.

The Schedule of Expenditures of Federal Awards presents additional analysis as required by Title 2 U.S. Code of Federal Regulations (CFR) Part 200, Uniform Administrative Requirements, Cost Principles, and Audit Requirements for Federal Awards and is not a required part of the financial statements.

The schedule is management's responsibility, and derives from and relates directly to the underlying accounting and other records used to prepare the basic financial statements. We subjected this information to the auditing procedures we applied to the basic financial statements. We also applied certain additional procedures, including comparing and reconciling this information directly to the underlying accounting and other records used to prepare the basic financial statements or to the basic financial statements themselves in accordance with auditing standards generally accepted in the United States of America. In our opinion, this information is fairly stated in all material respects in relation to the basic financial statements taken as a whole.

Other Reporting Required by Government Auditing Standards

In accordance with *Government Auditing Standards*, we have also issued our report dated April 12, 2022, on our consideration of the District's internal control over financial reporting and our tests of its compliance with certain provisions of laws, regulations, contracts and grant agreements and other matters. That report describes the scope of our internal control testing over financial reporting and compliance, and the results of that testing, and does not opine on internal control over financial reporting or on compliance. That report is an integral part of an audit performed in accordance with *Government Auditing Standards* in considering the District's internal control over financial reporting and compliance.



Keith Faber
Auditor of State
Columbus, Ohio

April 12, 2022

This page intentionally left blank.

**NORTH CANTON CITY SCHOOL DISTRICT
STARK COUNTY, OHIO**

MANAGEMENT'S DISCUSSION AND ANALYSIS
FOR THE FISCAL YEAR ENDED JUNE 30, 2021
(UNAUDITED)

The Management's Discussion and Analysis of the North Canton City School District's (the "District") financial performance provides an overall review of the District's financial activities for the fiscal year ended June 30, 2021. The intent of this discussion and analysis is to look at the District's financial performance as a whole; readers should also review the basic financial statements and the notes to the basic financial statements to enhance their understanding of the District's financial performance.

Financial Highlights

Key financial highlights for fiscal year 2021 are as follows:

- In total, net position of governmental activities increased \$6,077,819 which represents a 38.00% increase from June 30, 2020's net position.
- General revenues accounted for \$53,988,262 in revenue or 83.75% of all revenues. Program specific revenues in the form of charges for services and sales, operating grants and contributions and capital grants and contributions accounted for \$10,476,762 or 16.25% of total revenues of \$64,465,024.
- The District had \$58,387,205 in expenses related to governmental activities; only \$10,476,762 of these expenses were offset by program specific charges for services and sales, operating grants and contributions and capital grants and contributions. General revenues supporting governmental activities (primarily taxes and unrestricted grants and entitlements) of \$53,988,262 were adequate to provide for these programs.
- The District's major governmental funds are the general fund and the building fund. The general fund had \$54,557,282 in revenues and other financing sources and \$48,525,901 in expenditures and other financing uses. During fiscal year 2021, the general fund's fund balance increased \$6,010,942 from \$13,671,258 to \$19,682,200.
- The building fund had \$58,554,933 in revenues and other financing sources and \$1,597,388 in expenditures and other financing uses. During fiscal year 2021, the building's fund balance increased \$56,957,545 from \$87 to \$56,957,632.

Using the Basic Financial Statements

This annual report consists of a series of financial statements and notes to those statements. These statements are organized so the reader can understand the District as a financial whole, an entire operating entity. The statements then proceed to provide an increasingly detailed look at specific financial activities.

The *Statement of Net Position* and *Statement of Activities* provide information about the activities of the whole District, presenting both an aggregate view of the District's finances and a longer-term view of those finances. Fund financial statements provide the next level of detail. For governmental funds, these statements tell how services were financed in the short-term as well as what remains for future spending. The fund financial statements also look at the District's most significant funds with all other nonmajor funds presented in total in one column. In the case of the District, the general fund and the building fund by far are the most significant funds and are the only governmental funds reported as major funds.

Reporting the District as a Whole

Statement of Net Position and the Statement of Activities

While this document contains the large number of funds used by the District to provide programs and activities, the view of the District as a whole looks at all financial transactions and asks the question, "How did we do financially during fiscal year 2021?" The Statement of Net Position and the Statement of Activities answer this question. These statements include *all assets, deferred outflows of resources, liabilities, deferred inflows of resources, revenues and expenses* using the *accrual basis of accounting* similar to the accounting used by most private-sector companies. This basis of accounting will take into account all of the current year's revenues and expenses regardless of when cash is received or paid.

**NORTH CANTON CITY SCHOOL DISTRICT
STARK COUNTY, OHIO**

MANAGEMENT'S DISCUSSION AND ANALYSIS
FOR THE FISCAL YEAR ENDED JUNE 30, 2021
(UNAUDITED)

These two statements report the District's *net position* and changes in that net position. This change in net position is important because it tells the reader that, for the District as a whole, the *financial position* of the District has improved or diminished. The causes of this change may be the result of many factors, some financial, some not. Non-financial factors include the District's property tax base, current property tax laws in Ohio restricting revenue growth, facility conditions, required educational programs and other factors.

In the Statement of Net Position and the Statement of Activities, the governmental activities include the District's programs and services, including instruction, support services, operation of non-instructional services and extracurricular activities.

The District's Statement of Net Position and Statement of Activities can be found on pages 17-18 of this report.

Reporting the District's Most Significant Funds

Fund Financial Statements

The analysis of the District's major governmental funds begins on page 13. Fund financial reports provide detailed information about the District's major funds. The District uses many funds to account for a multitude of financial transactions. However, these fund financial statements focus on the District's most significant funds. The District's major governmental funds are the general fund and building fund.

Governmental Funds

Most of the District's activities are reported in governmental funds, which focus on how money flows into and out of those funds and the balances left at year-end available for spending in future periods. These funds are reported using an accounting method called *modified accrual* accounting, which measures cash and all other *financial assets* that can readily be converted to cash. The governmental fund financial statements provide a detailed *short-term* view of the District's general government operations and the basic services it provides. Governmental fund information helps you determine whether there are more or fewer financial resources that can be spent in the near future to finance educational programs. The relationship (or differences) between governmental *activities* (reported in the Statement of Net Position and the Statement of Activities) and governmental *funds* is reconciled in the basic financial statements. The basic governmental fund financial statements can be found on pages 19-23 of this report.

Notes to the Basic Financial Statements

The notes provide additional information that is essential to a full understanding of the data provided in the government-wide and fund financial statements. These notes to the basic financial statements can be found on pages 25-66 of this report.

Required Supplementary Information

In addition to the basic financial statements and accompanying notes, this report also presents certain required supplementary information concerning the District's net pension liability and net OPEB liability/asset. The required supplementary information can be found on pages 68-83 of this report.

**NORTH CANTON CITY SCHOOL DISTRICT
STARK COUNTY, OHIO**

MANAGEMENT'S DISCUSSION AND ANALYSIS
FOR THE FISCAL YEAR ENDED JUNE 30, 2021
(UNAUDITED)

The District as a Whole

The Statement of Net Position provides the perspective of the District as a whole.

The table below provides a summary of the District's net position at June 30, 2021 and June 30, 2020.

	Net Position	
	Governmental Activities	Governmental Activities
	<u>2021</u>	<u>2020</u>
<u>Assets</u>		
Current and other assets	\$ 127,392,693	\$ 55,348,725
Net OPEB asset	3,207,562	3,018,346
Capital assets, net	<u>28,822,438</u>	<u>28,137,144</u>
Total assets	<u>159,422,693</u>	<u>86,504,215</u>
<u>Deferred Outflows of Resources</u>		
Pension	9,853,617	9,514,594
OPEB	<u>1,525,322</u>	<u>911,366</u>
Total deferred outflows of resources	<u>11,378,939</u>	<u>10,425,960</u>
<u>Liabilities</u>		
Current liabilities	7,919,066	7,161,031
Long-term liabilities:		
Due within one year	3,242,133	1,065,925
Due in more than one year:		
Net pension liability	57,184,715	51,769,694
Net OPEB liability	4,431,882	4,940,853
Other amounts	<u>63,956,388</u>	<u>3,922,322</u>
Total liabilities	<u>136,734,184</u>	<u>68,859,825</u>
<u>Deferred Inflows of Resources</u>		
Property taxes levied for next year	35,880,503	33,538,730
Pension	1,543,100	4,769,116
OPEB	<u>6,558,784</u>	<u>5,755,262</u>
Total deferred inflows of resources	<u>43,982,387</u>	<u>44,063,108</u>
<u>Net Position</u>		
Net investment in capital assets	25,606,449	26,021,215
Restricted	2,173,635	1,577,640
Unrestricted	<u>(37,695,023)</u>	<u>(43,591,613)</u>
Total net position	<u>\$ (9,914,939)</u>	<u>\$ (15,992,758)</u>

The net pension liability (NPL) is reported pursuant to GASB Statement 68, "Accounting and Financial Reporting for Pensions—an Amendment of GASB Statement 27" and the net OPEB liability/asset is reported pursuant to adopted GASB Statement 75, "Accounting and Financial Reporting for Postemployment Benefits Other Than Pensions," which significantly revises accounting for costs and liabilities related to other postemployment benefits (OPEB). For reasons discussed below, many end users of this financial statement will gain a clearer understanding of the District's actual financial condition by adding deferred inflows related to pension and OPEB, the net pension liability and the net OPEB liability to the reported net position and subtracting deferred outflows related to pension and OPEB and the net OPEB asset.

**NORTH CANTON CITY SCHOOL DISTRICT
STARK COUNTY, OHIO**

MANAGEMENT'S DISCUSSION AND ANALYSIS
FOR THE FISCAL YEAR ENDED JUNE 30, 2021
(UNAUDITED)

Governmental Accounting Standards Board standards are national and apply to all government financial reports prepared in accordance with generally accepted accounting principles. Prior accounting for pensions (GASB 27) and postemployment benefits (GASB 45) focused on a funding approach. This approach limited pension and OPEB costs to contributions annually required by law, which may or may not be sufficient to fully fund each plan's *net pension liability* or *net OPEB liability/asset*. GASB 68 and GASB 75 take an earnings approach to pension and OPEB accounting; however, the nature of Ohio's statewide pension/OPEB plans and state law governing those systems requires additional explanation in order to properly understand the information presented in these statements.

GASB 68 and GASB 75 require the net pension liability and the net OPEB liability to equal the District's proportionate share of each plan's collective:

1. Present value of estimated future pension/OPEB benefits attributable to active and inactive employees' past service.
2. Minus plan assets available to pay these benefits.

GASB notes that pension and OPEB obligations, whether funded or unfunded, are part of the "employment exchange" – that is, the employee is trading his or her labor in exchange for wages, benefits, and the promise of a future pension and other postemployment benefits. GASB noted that the unfunded portion of this promise is a present obligation of the government, part of a bargained-for benefit to the employee, and should accordingly be reported by the government as a liability since they received the benefit of the exchange. However, the District is not responsible for certain key factors affecting the balance of these liabilities. In Ohio, the employee shares the obligation of funding pension benefits with the employer. Both employer and employee contribution rates are capped by State statute. A change in these caps requires action of both Houses of the General Assembly and approval of the Governor. Benefit provisions are also determined by State statute. The Ohio Revised Code permits, but does not require, the retirement systems to provide healthcare to eligible benefit recipients. The retirement systems may allocate a portion of the employer contributions to provide for these OPEB benefits.

The employee enters the employment exchange with the knowledge that the employer's promise is limited not by contract but by law. The employer enters the exchange also knowing that there is a specific, legal limit to its contribution to the retirement system. In Ohio, there is no legal means to enforce the unfunded liability of the pension/OPEB plan *as against the public employer*. State law operates to mitigate/lessen the moral obligation of the public employer to the employee, because all parties enter the employment exchange with notice as to the law. The retirement system is responsible for the administration of the pension and OPEB plans.

Most long-term liabilities have set repayment schedules or, in the case of compensated absences (i.e. sick and vacation leave), are satisfied through paid time-off or termination payments. There is no repayment schedule for the net pension liability or the net OPEB liability. As explained above, changes in benefits, contribution rates, and return on investments affect the balance of these liabilities but are outside the control of the local government. In the event that contributions, investment returns, and other changes are insufficient to keep up with required payments, State statute does not assign/identify the responsible party for the unfunded portion. Due to the unique nature of how the net pension liability and the net OPEB liability are satisfied, these liabilities are separately identified within the long-term liability section of the statement of net position.

In accordance with GASB 68 and GASB 75, the District's statements prepared on an accrual basis of accounting include an annual pension expense and an annual OPEB expense for their proportionate share of each plan's *change* in net pension liability and net OPEB liability/asset, respectively, not accounted for as deferred inflows/outflows.

Over time, net position can serve as a useful indicator of a government's financial position. At June 30, 2021, the District's liabilities and deferred inflows of resources exceeded assets plus deferred outflows of resources by \$9,914,939. At year-end, restricted net position was \$2,173,635.

At year-end, capital assets represented 18.08% of total assets. Capital assets include land, construction in progress, land improvements, buildings and improvements, furniture and equipment and vehicles. Net investment in capital assets at June 30, 2021, were \$25,606,449. These capital assets are used to provide services to the students and are not available for future spending. Although the District's investment in capital assets is reported net of related debt, it should be noted that the resources to repay the debt must be provided from other sources, since capital assets may not be used to liquidate these liabilities.

**NORTH CANTON CITY SCHOOL DISTRICT
STARK COUNTY, OHIO**

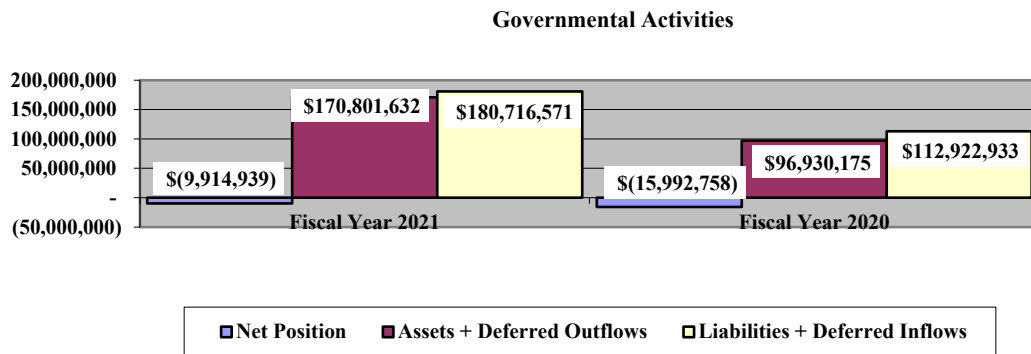
**MANAGEMENT'S DISCUSSION AND ANALYSIS
FOR THE FISCAL YEAR ENDED JUNE 30, 2021
(UNAUDITED)**

Assets of the District increased \$72,918,478 or 84.29%. The most significant increases were in the areas of equity in pooled cash and cash equivalents, property taxes receivable and capital assets. Equity in pooled cash and cash equivalents increased due to collection of additional property taxes compared to the previous year as well as unspent bond proceeds that are restricted to the District's building project. This reasoning also is reflected in the increase in property taxes receivable. Capital assets, net of accumulated depreciation, also increased due primarily to a soccer field and construction in progress.

Liabilities of the District increased \$67,874,359 or 98.57%. Long-term liabilities increased due to the purchase of School Facilities Improvement Bonds, Series 2020, in the current year.

A portion of the District's net position, \$2,173,635, represents resources that are subject to external restriction on how they may be used. The remaining balance of unrestricted net position is a deficit of (\$37,695,023).

The graph below shows the District's assets, deferred outflows of resources, liabilities, deferred inflows of resources and net position at June 30, 2021 and 2020.



The table below shows the change in net position for fiscal years 2021 and 2020.

Change in Net Position

	Governmental Activities <u>2021</u>	Governmental Activities <u>2020</u>
<u>Revenues</u>		
Program revenues:		
Charges for services and sales	\$ 1,967,084	\$ 2,788,431
Operating grants and contributions	8,354,374	5,473,526
Capital grants and contributions	155,304	878,469
General revenues:		
Property taxes	35,208,331	31,947,425
Payments in-lieu of taxes	-	21,513
Grants and entitlements	17,585,737	16,980,636
Investment earnings	94,117	380,819
Miscellaneous	<u>1,100,077</u>	<u>193,647</u>
Total revenues	<u>64,465,024</u>	<u>58,664,466</u>

(Continued)

**NORTH CANTON CITY SCHOOL DISTRICT
STARK COUNTY, OHIO**

MANAGEMENT'S DISCUSSION AND ANALYSIS
FOR THE FISCAL YEAR ENDED JUNE 30, 2021
(UNAUDITED)

Change in Net Position (Continued)

	Governmental Activities <u>2021</u>	Governmental Activities <u>2020</u>
<u>Expenses</u>		
Program expenses:		
Instruction:		
Regular	\$ 23,413,303	\$ 20,960,620
Special	8,111,628	7,899,715
Vocational	2,062,739	2,432,518
Adult/continuing	18,252	15,076
Other	84,467	135,358
Support services:		
Pupil	3,341,916	3,077,123
Instructional staff	1,331,988	1,202,662
Board of education	37,820	22,660
Administration	4,553,250	4,109,497
Fiscal	1,293,449	1,390,902
Business	76,488	107,996
Operations and maintenance	3,942,735	3,926,245
Pupil transportation	2,860,305	2,943,257
Central	796,675	587,871
Operations of non-instructional services		
Food service operations	1,956,772	1,777,303
Other non-instructional services	434,202	171,902
Extracurricular activities	2,329,199	1,877,847
Interest and fiscal charges	<u>1,742,017</u>	<u>95,522</u>
Total expenses	<u>58,387,205</u>	<u>52,734,074</u>
Change in net position	6,077,819	5,930,392
Net position at beginning of year	<u>(15,992,758)</u>	<u>(21,923,150)</u>
Net position at end of year	<u>\$ (9,914,939)</u>	<u>\$ (15,992,758)</u>

Governmental Activities

Net position of the District's governmental activities increased \$6,077,819. Total governmental expenses of \$58,387,205 were offset by program revenues of \$10,476,762 and general revenues of \$53,988,262. Program revenues supported 17.94% of the total governmental expenses. Program revenues increased due to the Elementary and Secondary School Emergency Relief (ESSER) funding from the federal government. The largest increase in revenues related to property taxes which increased \$3,260,906. This was the result of an increase in assessed valuations and better property tax collections. Miscellaneous revenues increased due to dividends from the Bureau of Workers' Compensation.

The primary sources of revenue for governmental activities are derived from property taxes and grants and entitlements. These revenue sources represent 81.90% of total governmental revenue. Property tax revenue increased due to increases in assessed property values. Real estate property is reappraised every six years.

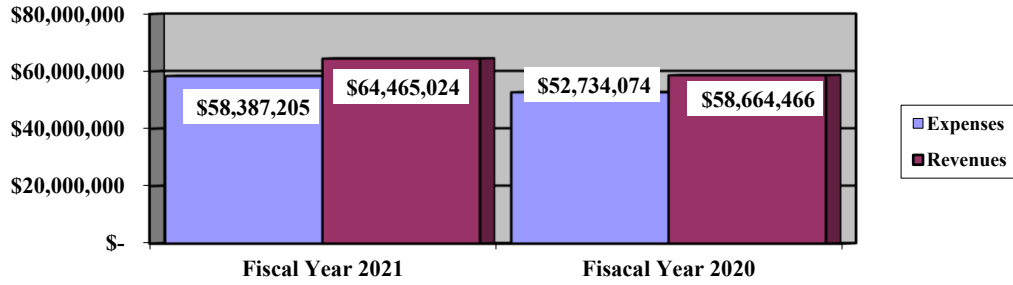
Expenses of the governmental activities increased \$5,653,131 or 10.72%. This increase is primarily due to an increase in wages and benefits paid to employees.

**NORTH CANTON CITY SCHOOL DISTRICT
STARK COUNTY, OHIO**

MANAGEMENT'S DISCUSSION AND ANALYSIS
FOR THE FISCAL YEAR ENDED JUNE 30, 2021
(UNAUDITED)

The graph below presents the District's governmental activities revenue and expenses for fiscal years 2021 and 2020.

Governmental Activities - Revenues and Expenses



The Statement of Activities shows the cost of program services and the charges for services and grants offsetting those services. The following table shows, for governmental activities, the total cost of services and the net cost of services. That is, it identifies the cost of these services supported by tax revenue and unrestricted State grants and entitlements.

**NORTH CANTON CITY SCHOOL DISTRICT
STARK COUNTY, OHIO**

**MANAGEMENT'S DISCUSSION AND ANALYSIS
FOR THE FISCAL YEAR ENDED JUNE 30, 2021
(UNAUDITED)**

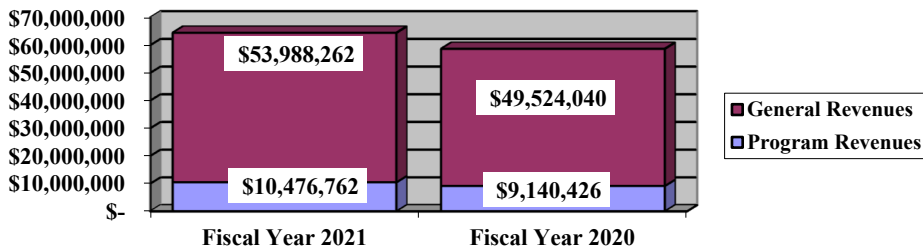
Governmental Activities

	Total Cost of Services <u>2021</u>	Net Cost of Services <u>2021</u>	Total Cost of Services <u>2020</u>	Net Cost of Services <u>2020</u>
Program expenses				
Instruction:				
Regular	\$ 23,413,303	\$ 21,501,448	\$ 20,960,620	\$ 20,089,873
Special	8,111,628	4,921,992	7,899,715	4,819,565
Vocational	2,062,739	1,150,629	2,432,518	1,644,783
Adult	18,252	(182,259)	15,076	(2,157)
Other	84,467	78,524	135,358	123,124
Support services:				
Pupil	3,341,916	3,216,308	3,077,123	2,954,909
Instructional staff	1,331,988	1,268,320	1,202,662	1,189,527
Board of education	37,820	37,820	22,660	22,660
Administration	4,553,250	4,374,797	4,109,497	3,885,275
Fiscal	1,293,449	1,293,449	1,390,902	1,383,204
Business	76,488	76,488	107,996	107,996
Operation and maintenance	3,942,735	3,611,393	3,926,245	3,710,019
Pupil transportation	2,860,305	2,740,718	2,943,257	2,571,526
Central	796,675	782,759	587,871	571,692
Operations of non-instructional services				
Food service operations	1,956,772	(138,334)	1,777,303	186,134
Other non-instructional services	434,202	87,949	171,902	(166,721)
Extracurricular activities	2,329,199	1,346,425	1,877,847	406,717
Interest and fiscal charges	<u>1,742,017</u>	<u>1,742,017</u>	<u>95,522</u>	<u>95,522</u>
Total expenses	<u>\$ 58,387,205</u>	<u>\$ 47,910,443</u>	<u>\$ 52,734,074</u>	<u>\$ 43,593,648</u>

The dependence upon tax and other general revenues for governmental activities is apparent, 81.54% of instruction activities are supported through taxes and other general revenues. For all governmental activities, general revenue support is 82.06%. The District's taxpayers and unrestricted grants and entitlements from the State of Ohio, as a whole, are the primary support for District's students.

The graph below presents the District's governmental activities revenue for fiscal years 2021 and 2020.

Governmental Activities - General and Program Revenues



**NORTH CANTON CITY SCHOOL DISTRICT
STARK COUNTY, OHIO**

MANAGEMENT'S DISCUSSION AND ANALYSIS
FOR THE FISCAL YEAR ENDED JUNE 30, 2021
(UNAUDITED)

The District's Funds

The District's governmental funds reported a combined fund balance of \$82,635,946, which is a higher balance than last year's total balance of \$13,951,938. The schedule below indicates the fund balance and the total change in fund balance as of June 30, 2021 and 2020.

	Fund Balance June 30, 2021	Fund Balance June 30, 2020	Change
General	\$ 19,682,200	\$ 13,671,258	\$ 6,010,942
Building	56,957,632	87	56,957,545
Other Governmental	<u>5,996,114</u>	<u>280,593</u>	<u>5,715,521</u>
Total	<u>\$ 82,635,946</u>	<u>\$ 13,951,938</u>	<u>\$68,684,008</u>

General Fund

The District's general fund balance increased \$6,010,942. The table that follows assists in illustrating the financial activities of the general fund.

	2021 Amount	2020 Amount	Change	Percentage Change
<u>Revenues</u>				
Property taxes	\$ 31,323,436	\$ 30,375,866	\$ 947,570	3.12 %
Tuition	1,318,773	853,016	465,757	54.60 %
Earnings on investments	19,757	386,744	(366,987)	(94.89) %
Intergovernmental	19,746,003	19,041,940	704,063	3.70 %
Other revenues	<u>1,417,091</u>	<u>896,019</u>	<u>521,072</u>	58.15 %
Total	<u>\$ 53,825,060</u>	<u>\$ 51,553,585</u>	<u>\$ 2,271,475</u>	4.41 %
<u>Expenditures and other financing uses</u>				
Instruction	\$ 29,231,105	\$ 28,547,217	\$ 683,888	2.40 %
Support services	16,143,914	15,772,056	371,858	2.36 %
Operation of non-instructional services	248	5,667	(5,419)	(95.62) %
Extracurricular activities	907,202	994,918	(87,716)	(8.82) %
Facilities acquisition and construction	1,259,788	361,431	898,357	248.56 %
Debt service	136,659	162,576	(25,917)	(15.94) %
Transfers out	<u>846,985</u>	<u>360,000</u>	<u>486,985</u>	135.27 %
Total	<u>\$ 48,525,901</u>	<u>\$ 46,203,865</u>	<u>\$ 2,322,036</u>	5.03 %

Revenues of the general fund increased \$2,271,475 or 4.41%. The most significant increase was in the area of property taxes which increased \$947,570 or 3.12%. This increase was the result of increases in assessed values within the District and an increase in tax collections. Earnings on investments decreased \$366,987 which was due to lessor performance on investments in the current year.

Expenditures and other financing uses of the general fund increased \$2,322,036 or 5.03%. The largest increase was in the area of facilities acquisition and construction which increased due to more costs spent on energy efficiency upgrades throughout the District compared to fiscal year 2020.

**NORTH CANTON CITY SCHOOL DISTRICT
STARK COUNTY, OHIO**

MANAGEMENT'S DISCUSSION AND ANALYSIS
FOR THE FISCAL YEAR ENDED JUNE 30, 2021
(UNAUDITED)

General Fund Budgeting Highlights

The District's budget is prepared according to Ohio law and is based on accounting for certain transactions on a basis of cash receipts, disbursements and encumbrances. The most significant budgeted fund is the general fund.

During the course of fiscal year 2021, the District amended its general fund budget numerous times. For the general fund, original revenues and other financing sources of \$54,243,187 were increased to final budgeted revenues and other financing sources of \$54,555,187. Actual revenues and other financing sources for fiscal year 2021 was \$54,613,159. This represents a \$57,972 increase from final budgeted revenues.

General fund original and final appropriations (appropriated expenditures plus other financing uses) were \$50,831,947. The actual budget basis expenditures and other financing uses for fiscal year 2021 totaled \$48,406,863 which was \$2,425,084 more than the final budget appropriations.

Building Fund

The building fund has \$58,554,933 in revenues and other financing sources and \$1,597,388 in expenditures and other financing uses. During fiscal year 2021, the building's fund balance increased \$56,957,545 from \$87 to \$56,957,632. The building fund is used to account for the receipts and expenditures related to all special bonds funds in the School District.

Capital Assets and Debt Administration

Capital Assets

At the end of fiscal year 2021, the District had \$28,822,438 invested in land, construction in progress, land improvements, buildings and improvements, furniture and equipment and vehicles. This entire amount is reported in governmental activities. The following table shows June 30, 2021 balances compared to June 30, 2020:

**Capital Assets at June 30
(Net of Depreciation)**

	Governmental Activities	
	2021	2020
Land	\$ 1,785,562	\$ 1,785,562
Construction in progress	1,578,756	583,838
Land improvements	2,960,934	3,146,543
Building and improvements	19,073,765	19,364,471
Furniture and equipment	1,855,080	1,401,538
Vehicles	1,568,341	1,855,192
Total	\$ 28,822,438	\$ 28,137,144

Total additions to capital assets were \$3,264,354, depreciation expense was \$1,777,946 and disposals, net of accumulated depreciation were \$801,114 for fiscal year 2021.

Refer to Note 8 in the basic financial statements for further detail on the District's capital assets.

Debt Administration

At June 30, 2021 the District had \$60,023,336 in capital leases, an energy conservation loan, tax anticipation notes, HB 264 bonds, Series 2020 general obligation bonds, and settlement payables outstanding. Of this total, \$3,027,304 is due within one year and \$56,996,032 is due in more than one year.

**NORTH CANTON CITY SCHOOL DISTRICT
STARK COUNTY, OHIO**

MANAGEMENT'S DISCUSSION AND ANALYSIS
FOR THE FISCAL YEAR ENDED JUNE 30, 2021
(UNAUDITED)

The following table summarizes the bonds, loans, notes, lease and settlement payable.

Outstanding Debt, at Year End

	Governmental Activities <u>2021</u>	Governmental Activities <u>2020</u>
General obligation bonds	\$ 58,500,000	\$ -
Energy conservation loan	-	155,000
Tax anticipation notes	495,000	650,000
HB 264 bonds	303,000	600,000
Capital lease	638,336	257,982
Settlement payable	<u>87,000</u>	<u>116,000</u>
Total	<u>\$ 60,023,336</u>	<u>\$ 1,778,982</u>

At June 30, 2021, the District's voted debt margin was \$20,622,274, an unvoted debt margin of \$835,931 and an energy conservation debt margin of \$7,523,376.

See Note 10 to the basic financial statements for further detail on the District's debt administration.

Current Financial Related Activities

The District has continued to maintain the highest standards of service to our students, parents and community. The District is always presented with challenges and opportunities. National economic events continue to affect the District and the surrounding area. The District is still reviewing and analyzing the impact this has on its local property tax base and collections.

The District's financial outlook is always changing. Our Board of Education and administration will continue to closely monitor its revenues and expenditures to ensure they are in accordance with its financial forecast. Overall, the North Canton City School District continues to perform at a very high level as determined by target measures on the State Report Card. Because the COVID-19 pandemic caused Ohio schools to all close for approximately the last ten weeks of the 2019-20 school year, annual Spring State Testing did not occur. This resulted in Ohio not issuing School Report Cards in 2020. Therefore, the 2019 School Report Cards are the most recent that have been issued by the Ohio Department of Education. The 2019 School Report Card for North Canton shows that the District met 19 of Ohio's 24 achievement indicators, which was the second highest number of indicators met out of all 17 Stark County districts. Some of the North Canton City School District's other accomplishments in comparison to other districts include being one of only three Stark County districts and one of only 50 out of 608 districts in the entire state to meet the state's gifted indicator, being one of only four districts in Stark County out of 17 total to earn a B for its Achievement Grade (no district earned an A), and having the 4th highest performance index in Stark County and the 67th highest out of 608 districts in the entire state.

The District has communicated to the community that we rely upon their support for the major part of our operations, and will continue to work diligently to plan expenses, staying carefully within the District's five-year financial plan. State law limits the growth of income generated by local levies rendering revenue relatively constant. This lack of revenue growth forces the District to go back to the voters from time to time and ask for additional financial support. The District successfully passed continuing operating levies in May 2006 (6.5 mills), November 2010 (4.5 mills) and May 2018 (6.9 mills) and a continuing permanent improvement levy in May 2013 (1.5 mills). This most recent levy is generating approximately \$5 million per year and is providing financial stability to maintain the current level of excellence in our District.

**NORTH CANTON CITY SCHOOL DISTRICT
STARK COUNTY, OHIO**

MANAGEMENT'S DISCUSSION AND ANALYSIS
FOR THE FISCAL YEAR ENDED JUNE 30, 2021
(UNAUDITED)

The State of Ohio was found by the Ohio Supreme Court in March 1997 to be operating an unconstitutional educational system, one that was neither "adequate" nor "equitable." Since 1997, the State has directed additional revenue growth toward the support of school districts with little property tax wealth. In May of 2000, the Ohio Supreme Court again ruled that, while the State had made some progress, the current funding system for schools is far too dependent on property taxes, which are inherently not "equitable" or "adequate." The Court directed the Governor and the legislature to address the fundamental issues creating the inequities. In September 2001, the Ohio Supreme Court issued an opinion regarding the State's school funding plan. The decision identified aspects of the current plan that require modification if the plan is to be considered constitutional.

The Supreme Court relinquished jurisdiction over the case based on anticipated compliance with its order. The State of Ohio, in a motion filed September 2001, asked the Court to reconsider and clarify the parts of the decision changing the school districts that are used as the basis for determining the base cost support amount and the requirement that change be made retroactive to July 1, 2001. In November 2001, the Court granted the request for reconsideration, but also ordered the parties to participate in a settlement conference with a court appointed mediator. On March 2002, the mediator issued his final report indicating that the conference was unable to produce a settlement. On December 11, 2002, the Supreme Court issued its latest opinion regarding the State's school funding plan. The decision reaffirmed earlier decisions that Ohio's current school funding plan is unconstitutional. At this time the District is unable to determine what effect, if any, this decision will have on our State funding and our financial operations.

The state funding formula is always in flux. Our current biennium (2019-21) was slated for flat funding, but due to the worldwide pandemic, our funding was reduced by nearly \$900K at the end of the 2019-20 school year. The funding levels for 2020-21 is unknown. In addition to state funding uncertainty over the years, we have also seen a complete elimination of our Tangible Personal Property hold harmless funding in 2017, as well as continued decreases in our student enrollment. We have seen these decreases since 2006. We do not anticipate any large enrollment increases in the near future.

As a result, all of the District's financial abilities will be called upon to meet the challenges the future will bring. It is imperative the District's Board of Education and administration continue to carefully and prudently plan in order to provide the resources required to meet the students' desired needs into the future.

Contacting the District's Financial Management

This financial report is designed to provide our citizens, taxpayers, investors and creditors with a general overview of the District's finances and to show the District's accountability for the money it receives. If you have questions about this report or need additional financial information contact Mr. Todd Tolson, Treasurer, North Canton City School District, 525 7th Street NE, North Canton, Ohio 44720.

**NORTH CANTON CITY SCHOOL DISTRICT
STARK COUNTY, OHIO**

STATEMENT OF NET POSITION
JUNE 30, 2021

	Governmental Activities
Assets:	
Equity in pooled cash and cash equivalents	\$ 89,476,453
Receivables:	
Property taxes	37,642,727
Accounts	6,534
Accrued interest	34,008
Intergovernmental	59,135
Prepayments	56,485
Materials and supplies inventory	94,550
Inventory held for resale	22,801
Net OPEB asset	3,207,562
Capital assets:	
Nondepreciable capital assets	3,364,318
Depreciable capital assets, net	25,458,120
Capital assets, net	28,822,438
Total assets	159,422,693
Deferred outflows of resources:	
Pension	9,853,617
OPEB	1,525,322
Total deferred outflows of resources	11,378,939
Liabilities:	
Accounts payable	630,971
Contracts payable	182,265
Accrued wages and benefits payable	5,751,246
Intergovernmental payable	242,911
Pension and postemployment benefits payable	816,691
Accrued interest payable	294,892
Unearned revenue	90
Long-term liabilities:	
Due within one year	3,242,133
Due in more than one year:	
Net pension liability	57,184,715
Net OPEB liability	4,431,882
Other amounts due in more than one year	63,956,388
Total liabilities	136,734,184
Deferred inflows of resources:	
Property taxes levied for the next fiscal year	35,880,503
Pension	1,543,100
OPEB	6,558,784
Total deferred inflows of resources	43,982,387
Net position:	
Net investment in capital assets	25,606,449
Restricted for:	
Capital projects	78,557
State funded programs	231,298
Federally funded programs	32,138
Food service operations	447,793
Extracurricular programs	773,969
Other purposes	609,880
Unrestricted (deficit)	(37,695,023)
Total net position	\$ (9,914,939)

SEE ACCOMPANYING NOTES TO THE BASIC FINANCIAL STATEMENTS

**NORTH CANTON CITY SCHOOL DISTRICT
STARK COUNTY, OHIO**

STATEMENT OF ACTIVITIES
FOR THE FISCAL YEAR ENDED JUNE 30, 2021

	Expenses	Program Revenues			Net (Expense)
		Charges for Services and Sales	Operating Grants and Contributions	Capital Grants and Contributions	Revenue and Changes in Net Position
					Governmental Activities
Governmental activities:					
Instruction:					
Regular	\$ 23,413,303	\$ 830,545	\$ 1,081,310	\$ -	\$ (21,501,448)
Special	8,111,628	122,280	3,067,356	-	(4,921,992)
Vocational	2,062,739	368,671	543,439	-	(1,150,629)
Adult/continuing	18,252	-	200,511	-	182,259
Other	84,467	-	5,943	-	(78,524)
Support services:					
Pupil	3,341,916	-	125,608	-	(3,216,308)
Instructional staff	1,331,988	-	63,668	-	(1,268,320)
Board of education	37,820	-	-	-	(37,820)
Administration	4,553,250	89,682	88,771	-	(4,374,797)
Fiscal	1,293,449	-	-	-	(1,293,449)
Business	76,488	-	-	-	(76,488)
Operations and maintenance	3,942,735	51,443	279,899	-	(3,611,393)
Pupil transportation	2,860,305	-	83,308	36,279	(2,740,718)
Central	796,675	-	13,916	-	(782,759)
Operation of non-instructional services:					
Food service operations	1,956,772	177,954	1,917,152	-	138,334
Other non-instructional services	434,202	-	346,253	-	(87,949)
Extracurricular activities	2,329,199	326,509	537,240	119,025	(1,346,425)
Interest and fiscal charges	1,742,017	-	-	-	(1,742,017)
Totals	<u>\$ 58,387,205</u>	<u>\$ 1,967,084</u>	<u>\$ 8,354,374</u>	<u>\$ 155,304</u>	<u>(47,910,443)</u>
General revenues:					
Property taxes levied for:					
					32,082,685
					1,622,796
					1,502,850
					17,585,737
					94,117
					1,100,077
					<u>53,988,262</u>
					6,077,819
					<u>(15,992,758)</u>
					<u>\$ (9,914,939)</u>

SEE ACCOMPANYING NOTES TO THE BASIC FINANCIAL STATEMENTS

**NORTH CANTON CITY SCHOOL DISTRICT
STARK COUNTY, OHIO**

BALANCE SHEET
GOVERNMENTAL FUNDS
JUNE 30, 2021

	<u>General</u>	<u>Building</u>	<u>Nonmajor Governmental Funds</u>	<u>Total Governmental Funds</u>
Assets:				
Equity in pooled cash and cash equivalents	\$ 25,268,114	\$ 57,062,629	\$ 7,145,710	\$ 89,476,453
Receivables:				
Property taxes	33,124,452	-	4,518,275	37,642,727
Accounts	2,019	-	4,515	6,534
Accrued interest	14,866	19,142	-	34,008
Interfund loans	758,500	-	-	758,500
Intergovernmental	23,860	-	35,275	59,135
Prepayments	54,993	-	1,492	56,485
Materials and supplies inventory	85,443	-	9,107	94,550
Inventory held for resale	-	-	22,801	22,801
Total assets	<u>\$ 59,332,247</u>	<u>\$ 57,081,771</u>	<u>\$ 11,737,175</u>	<u>\$ 128,151,193</u>
Liabilities:				
Accounts payable	\$ 447,622	\$ 18,632	\$ 164,717	\$ 630,971
Contracts payable	12,926	91,990	77,349	182,265
Accrued wages and benefits payable	5,529,735	-	221,511	5,751,246
Compensated absences payable	55,685	-	-	55,685
Intergovernmental payable	223,754	-	19,157	242,911
Pension and postemployment benefits payable	774,116	-	42,575	816,691
Interfund loans payable	-	-	758,500	758,500
Unearned revenue	90	-	-	90
Total liabilities	<u>7,043,928</u>	<u>110,622</u>	<u>1,283,809</u>	<u>8,438,359</u>
Deferred inflows of resources:				
Property taxes levied for the next fiscal year	31,566,569	-	4,313,934	35,880,503
Delinquent property tax revenue not available	1,005,291	-	129,041	1,134,332
Intergovernmental revenue not available	23,641	-	14,277	37,918
Accrued interest not available	10,618	13,517	-	24,135
Total deferred inflows of resources	<u>32,606,119</u>	<u>13,517</u>	<u>4,457,252</u>	<u>37,076,888</u>
Fund balances:				
Nonspendable:				
Materials and supplies inventory	85,443	-	9,107	94,550
Prepays	54,993	-	1,492	56,485
Restricted:				
Debt service	-	-	3,888,511	3,888,511
Capital projects	-	56,957,632	-	56,957,632
Food service operations	-	-	542,755	542,755
Non-public schools	-	-	11,673	11,673
State funded programs	-	-	222,196	222,196
Federally funded programs	-	-	31,498	31,498
Extracurricular programs	-	-	773,955	773,955
Other purposes	-	-	609,875	609,875
Assigned:				
Student instruction	285,617	-	-	285,617
Student and staff support	526,139	-	-	526,139
Facilities acquisition and construction	153,298	-	-	153,298
Other purposes	48,507	-	-	48,507
Unassigned (deficit)	<u>18,528,203</u>	<u>-</u>	<u>(94,948)</u>	<u>18,433,255</u>
Total fund balances	<u>19,682,200</u>	<u>56,957,632</u>	<u>5,996,114</u>	<u>82,635,946</u>
Total liabilities, deferred inflows and fund balances	<u>\$ 59,332,247</u>	<u>\$ 57,081,771</u>	<u>\$ 11,737,175</u>	<u>\$ 128,151,193</u>

SEE ACCOMPANYING NOTES TO THE BASIC FINANCIAL STATEMENTS

**NORTH CANTON CITY SCHOOL DISTRICT
STARK COUNTY, OHIO**

RECONCILIATION OF TOTAL GOVERNMENTAL FUND BALANCES TO
NET POSITION OF GOVERNMENTAL ACTIVITIES
JUNE 30, 2021

Total governmental fund balances		\$	82,635,946
<i>Amounts reported for governmental activities on the statement of net position are different because:</i>			
Capital assets used in governmental activities are not financial resources and therefore are not reported in the funds.			28,822,438
Other long-term assets are not available to pay for current-period expenditures and therefore are deferred inflows in the funds.			
Property taxes receivable	\$	1,134,332	
Accrued interest receivable		24,135	
Intergovernmental receivable		37,918	
Total		1,196,385	1,196,385
Unamortized premiums on bonds issued are not recognized in the funds.			(3,695,129)
Accrued interest payable is not due and payable in the current period and therefore is not reported in the funds.			(294,892)
The net pension/OPEB assets & liabilities are not due and payable in the current period; therefore, the assets, liabilities and related deferred inflows/outflows are not reported in governmental funds.			
Deferred outflows - pension		9,853,617	
Deferred inflows - pension		(1,543,100)	
Net pension liability		(57,184,715)	
Deferred outflows - OPEB		1,525,322	
Deferred inflows - OPEB		(6,558,784)	
Net OPEB asset		3,207,562	
Net OPEB liability		(4,431,882)	
Total		(55,131,980)	(55,131,980)
Long-term liabilities, including bonds payable, are not due and payable in the current period and therefore are not reported in the funds.			
General obligation bonds		(58,500,000)	
Capital lease obligations		(638,336)	
Compensated absences		(3,424,371)	
Tax anticipation notes		(495,000)	
Energy conservation bonds		(303,000)	
Settlement payable		(87,000)	
Total		(63,447,707)	(63,447,707)
Net position of governmental activities		\$	(9,914,939)

SEE ACCOMPANYING NOTES TO THE BASIC FINANCIAL STATEMENTS

**NORTH CANTON CITY SCHOOL DISTRICT
STARK COUNTY, OHIO**

STATEMENT OF REVENUES, EXPENDITURES AND CHANGES IN FUND BALANCES
GOVERNMENTAL FUNDS
FOR THE FISCAL YEAR ENDED JUNE 30, 2021

	General	Building	Nonmajor Governmental Funds	Total Governmental Funds
Revenues:				
Property taxes	\$ 31,323,436	\$ -	\$ 3,010,320	\$ 34,333,756
Intergovernmental	19,746,003	-	5,667,952	25,413,955
Investment earnings	19,757	54,933	3,275	77,965
Tuition and fees	1,318,773	-	-	1,318,773
Extracurricular	66,326	-	313,131	379,457
Rental income	51,441	-	-	51,441
Charges for services	39,457	-	177,954	217,411
Contributions and donations	27,814	-	847,717	875,531
Miscellaneous	1,232,053	-	8,024	1,240,077
Total revenues	<u>53,825,060</u>	<u>54,933</u>	<u>10,028,373</u>	<u>63,908,366</u>
Expenditures:				
Current:				
Instruction:				
Regular	20,716,714	-	1,367,726	22,084,440
Special	6,494,918	-	1,260,227	7,755,145
Vocational	1,935,143	-	42,583	1,977,726
Adult/continuing	1,032	-	17,023	18,055
Other	83,298	-	5,532	88,830
Support services:				
Pupil	3,137,630	-	104,023	3,241,653
Instructional staff	987,585	-	306,675	1,294,260
Board of education	19,994	-	-	19,994
Administration	4,285,446	-	17,065	4,302,511
Fiscal	1,188,604	18,143	51,152	1,257,899
Business	29,770	-	-	29,770
Operations and maintenance	3,183,600	73,164	404,403	3,661,167
Pupil transportation	2,549,025	98,428	37,019	2,684,472
Central	762,260	-	10,800	773,060
Operation of non-instructional services:				
Food service operations	-	-	1,876,362	1,876,362
Other non-instructional services	248	-	437,559	437,807
Extracurricular activities	907,202	-	644,270	1,551,472
Facilities acquisition and construction	527,566	1,407,653	168,957	2,104,176
Capital outlay	732,222	-	-	732,222
Debt service:				
Principal retirement	106,615	-	668,379	774,994
Interest and fiscal charges	30,044	-	1,023,631	1,053,675
Bond issuance costs	-	-	475,121	475,121
Total expenditures	<u>47,678,916</u>	<u>1,597,388</u>	<u>8,918,507</u>	<u>58,194,811</u>
Excess (deficiency) of revenues over (under) expenditures	<u>6,146,144</u>	<u>(1,542,455)</u>	<u>1,109,866</u>	<u>5,713,555</u>
Other financing sources (uses):				
Premium on bonds	-	-	3,773,563	3,773,563
Bonds issued	-	58,500,000	-	58,500,000
Transfers in	-	-	954,985	954,985
Transfers (out)	(846,985)	-	(108,000)	(954,985)
Capital lease transaction	732,222	-	-	732,222
Total other financing sources (uses)	<u>(114,763)</u>	<u>58,500,000</u>	<u>4,620,548</u>	<u>63,005,785</u>
Net change in fund balances	6,031,381	56,957,545	5,730,414	68,719,340
Fund balances at beginning of year	13,671,258	87	280,593	13,951,938
Change in reserve for inventory	(20,439)	-	(14,893)	(35,332)
Fund balances at end of year	<u>\$ 19,682,200</u>	<u>\$ 56,957,632</u>	<u>\$ 5,996,114</u>	<u>\$ 82,635,946</u>

SEE ACCOMPANYING NOTES TO THE BASIC FINANCIAL STATEMENTS

**NORTH CANTON CITY SCHOOL DISTRICT
STARK COUNTY, OHIO**

RECONCILIATION OF THE STATEMENT OF REVENUES, EXPENDITURES
AND CHANGES IN FUND BALANCES OF GOVERNMENTAL FUNDS
TO THE STATEMENT OF ACTIVITIES
FOR THE FISCAL YEAR ENDED JUNE 30, 2021

Net change in fund balances - total governmental funds	\$	68,719,340
<i>Amounts reported for governmental activities in the statement of activities are different because:</i>		
Governmental funds report capital outlays as expenditures. However, in the statement of activities, the cost of those assets is allocated over their estimated useful lives as depreciation expense.		
Capital asset additions	\$ 2,679,782	
Current year depreciation	<u>(1,777,946)</u>	
Total		901,836
The net effect of various miscellaneous transactions involving capital assets (i.e., sales, disposals, trade-ins, and donations) is to decrease net position.		
		(216,542)
Governmental funds report expenditures for inventory when purchased. However, in the statement of activities, they are reported as an expense when consumed.		
		(35,332)
Revenues in the statement of activities that do not provide current financial resources are not reported as revenues in the funds.		
Property taxes	874,577	
Earnings on investments	19,427	
Other revenues	(35,089)	
Intergovernmental	<u>(313,705)</u>	
Total		545,210
Repayment of bond, note and capital lease principal is an expenditure in the governmental funds, but the repayment reduces long-term liabilities on the statement of net position.		
		958,868
Repayment of long-term settlement payable is an expenditure in the governmental funds, but the repayment reduces long-term liabilities on the statement of net position		
		29,000
Issuance of bonds and capital leases are recorded as other financing sources in the funds; however, in the statement of activities, they are not reported as other financing sources as they increase liabilities on the statement of net position.		
		(59,232,222)
Premiums on bonds are amortized over the life of the issuance in the statement of activities		
		(3,773,563)
In the statement of activities, interest is accrued on outstanding bonds, whereas in governmental funds, an interest expenditure is reported when due. The following items resulted in additional interest being reported in the statement of activities:		
Change in accrued interest payable	(291,655)	
Amortization of bond premiums	<u>78,434</u>	
Total		(213,221)
Contractually required contributions are reported as expenditures in governmental funds; however, the statement of net position reports these amounts as deferred outflows.		
Pension	4,213,705	
OPEB	<u>132,284</u>	
Total		4,345,989
Except for amounts reported as deferred inflows/outflows, changes in the net pension/OPEB liability/asset are reported as pension/OPEB expense in the statement of activities.		
Pension	(6,063,687)	
OPEB	<u>376,336</u>	
Total		(5,687,351)
Some expenses reported in the statement of activities, such as compensated absences, do not require the use of current financial resources and therefore are not reported as expenditures in governmental funds.		
		<u>(264,193)</u>
Change in net position of governmental activities	\$	<u>6,077,819</u>

SEE ACCOMPANYING NOTES TO THE BASIC FINANCIAL STATEMENTS

**NORTH CANTON CITY SCHOOL DISTRICT
STARK COUNTY, OHIO**

STATEMENT OF REVENUES, EXPENDITURES AND CHANGES IN
FUND BALANCE - BUDGET AND ACTUAL (NON-GAAP BUDGETARY BASIS)
GENERAL FUND
FOR THE FISCAL YEAR ENDED JUNE 30, 2021

	<u>Budgeted Amounts</u>			Variance with Final Budget Positive (Negative)
	<u>Original</u>	<u>Final</u>	<u>Actual</u>	
Revenues:				
Property taxes	\$ 31,325,400	\$ 31,325,400	\$ 31,400,536	\$ 75,136
Intergovernmental	19,393,600	19,705,600	19,757,056	51,456
Investment earnings	280,500	280,500	94,501	(185,999)
Tuition and fees	843,400	843,400	1,002,895	159,495
Extracurricular	15,400	15,400	13,430	(1,970)
Rental income	59,600	59,600	51,441	(8,159)
Charges for services	2,700	2,700	1,963	(737)
Miscellaneous	165,500	165,500	1,100,077	934,577
Total revenues	<u>52,086,100</u>	<u>52,398,100</u>	<u>53,421,899</u>	<u>1,023,799</u>
Expenditures:				
Current:				
Instruction:				
Regular	22,430,452	20,508,715	20,155,284	353,431
Special	6,704,239	6,833,229	6,530,731	302,498
Vocational	2,354,589	2,343,646	2,068,384	275,262
Other	122,508	121,771	121,839	(68)
Support services:				
Pupil	3,176,540	3,297,261	3,102,829	194,432
Instructional staff	1,128,260	1,130,297	1,038,077	92,220
Board of education	29,463	29,700	21,845	7,855
Administration	3,955,397	4,285,777	4,127,867	157,910
Fiscal	1,490,753	1,471,661	1,172,274	299,387
Business	71,885	80,732	49,852	30,880
Operations and maintenance	3,898,598	3,679,743	3,436,256	243,487
Pupil transportation	3,064,193	2,620,273	2,633,175	(12,902)
Central	593,203	794,960	789,583	5,377
Operation of non-instructional services:				
Other non-instructional services	4,961	-	-	-
Extracurricular activities	955,564	923,680	867,172	56,508
Facilities acquisition and construction	133,342	697,500	680,864	16,636
Total expenditures	<u>50,113,947</u>	<u>48,818,945</u>	<u>46,796,032</u>	<u>2,022,913</u>
Excess of revenues over expenditures	<u>1,972,153</u>	<u>3,579,155</u>	<u>6,625,867</u>	<u>3,046,712</u>
Other financing sources (uses):				
Refund of prior year's expenditures	219,187	219,187	56,685	(162,502)
Refund of prior year's receipts	-	(6,000)	(5,346)	654
Transfers (out)	(468,000)	(707,002)	(846,985)	(139,983)
Advances in	1,937,900	1,937,900	1,134,575	(803,325)
Advances (out)	(250,000)	(1,300,000)	(758,500)	541,500
Total other financing sources (uses)	<u>1,439,087</u>	<u>144,085</u>	<u>(419,571)</u>	<u>(563,656)</u>
Net change in fund balance	3,411,240	3,723,240	6,206,296	2,483,056
Fund balance at beginning of year	16,850,537	16,850,537	16,850,537	-
Prior year encumbrances appropriated	607,125	607,125	607,125	-
Fund balance at end of year	<u>\$ 20,868,902</u>	<u>\$ 21,180,902</u>	<u>\$ 23,663,958</u>	<u>\$ 2,483,056</u>

SEE ACCOMPANYING NOTES TO THE BASIC FINANCIAL STATEMENTS

THIS PAGE IS INTENTIONALLY LEFT BLANK

**NORTH CANTON CITY SCHOOL DISTRICT
STARK COUNTY, OHIO**

NOTES TO THE BASIC FINANCIAL STATEMENTS
FOR THE FISCAL YEAR ENDED JUNE 30, 2021

NOTE 1 - DESCRIPTION OF THE SCHOOL DISTRICT

The North Canton City School District (the “District”) is organized under Article VI, Sections 2 and 3 of the Constitution of the State of Ohio. The District operates under a locally elected Board form of government consisting of five members elected at-large for staggered four-year terms. The District provides educational services as authorized by State statute and/or federal guidelines.

The District is staffed by 298 non-certified employees and 346 certified teaching personnel, who provide services to 4,270 students and other community members. The Board controls the District’s seven school buildings, a bus garage, a warehouse and an administration building.

NOTE 2 - SUMMARY OF SIGNIFICANT ACCOUNTING POLICIES

The basic financial statements of the District have been prepared in conformity with accounting principles generally accepted in the United States of America (GAAP) as applied to governmental units. The Governmental Accounting Standards Board (GASB) is the accepted standard-setting body for establishing governmental accounting and financial reporting principles. The District’s significant accounting policies are described below.

A. Reporting Entity

The reporting entity has been defined in accordance with GASB Statement No. 14, “The Financial Reporting Entity” as amended by GASB Statement No. 39, “Determining Whether Certain Organizations Are Component Units” and GASB Statement No. 61, “The Financial Reporting Entity: Omnibus an amendment of GASB Statements No. 14 and No. 34”. The reporting entity is composed of the primary government and component units. The primary government consists of all funds, departments, boards and agencies that are not legally separate from the District. For the District, this includes general operations, food service, and student related activities of the District.

Component units are legally separate organizations for which the District is financially accountable. The District is financially accountable for an organization if the District appoints a voting majority of the organization’s Governing Board and (1) the District is able to significantly influence the programs or services performed or provided by the organization; or (2) the District is legally entitled to or can otherwise access the organization’s resources; or (3) the District is legally obligated or has otherwise assumed the responsibility to finance the deficits of, or provide financial support to, the organization; or (4) the District is obligated for the debt of the organization. Component units may also include organizations that are fiscally dependent on the District in that the District approves the budget, the issuance of debt or the levying of taxes. Certain organizations are also included as component units if the nature and significance of the relationship between the primary government and the organization is such that exclusion by the primary government would render the primary government’s financial statements incomplete or misleading. Based upon the application of these criteria, the District has no component units. The basic financial statements of the reporting entity include only those of the District (the primary government).

The following organizations are described due to their relationship to the District:

JOINTLY GOVERNED ORGANIZATIONS

Stark-Portage Area Computer Consortium (SPARCC)

The District is a member of SPARCC, a jointly governed organization which provides computer services to the school districts within the boundaries of Stark and Portage Counties. Each District’s superintendent serves as a representative on the Board, which consists of 30 member districts; however, SPARCC is primarily governed by a five-member executive board, which is made up of two representatives from Stark County, two from Portage County, and a Treasurer. The Board meets monthly to address any current issues. Financial information can be obtained by writing the Stark/Portage Area Computer Consortium, 6057 Strip Ave NW, North Canton, Ohio 44720.

**NORTH CANTON CITY SCHOOL DISTRICT
STARK COUNTY, OHIO**

NOTES TO THE BASIC FINANCIAL STATEMENTS
FOR THE FISCAL YEAR ENDED JUNE 30, 2021

NOTE 2 - SUMMARY OF SIGNIFICANT ACCOUNTING POLICIES - (Continued)

Stark County Tax Incentive Review Council (SCTIRC)

SCTIRC is a jointly governed organization, created as an advisory council of governments pursuant to State statutes. SCTIRC has 24 members, consisting of three members appointed by the County Commissioners, four members appointed by municipal corporations, ten members appointed by township trustees, one member from the County Auditor's office and six members appointed by Boards of Education located within the enterprise zones of Stark County. The SCTIRC reviews and evaluates the performance of each Enterprise Zone Agreement. This body is advisory in nature and cannot directly impact an existing Enterprise Zone Agreement; however, the Council can make written recommendations to the legislative authority that approved the agreement. There is no cost associated with being a member of this Council. The continued existence of the SCTIRC is not dependent upon the District's continued participation and no measurable equity interest exists.

PUBLIC ENTITY RISK POOLS

Shared Risk Pool

Stark County School Council of Governments Health Benefit Plan

The Stark County School Council of Governments Health Benefit Plan (Council) is a shared risk pool created pursuant to State statute for the purpose of administering health care benefits. The Council is governed by an assembly which consists of one representative from each participating school district (usually the superintendent or designee). The assembly elects officers for one year terms to serve on the Board of Directors. The assembly exercises control over the operation of the Council. All Council revenues are generated from charges for services received from the participating school districts, based on the established premiums for the insurance plans. Each school district reserves the right to terminate the plan in whole or in part, at any time. If it is terminated, no further contributions will be made, but the benefits under the insurance contract shall be paid in accordance with the terms of the contract.

Insurance Purchasing Pool

Stark County Schools Council of Governments Workers' Compensation Group Rating Plan

The Stark County Schools Council of Governments Workers' Compensation Group Rating Plan has created a group insurance pool for the purpose of creating a group rating plan for workers' compensation. The governing body is comprised of the superintendents and the members who have been appointed by the respective governing body of each member.

The intent of the pool is to achieve a reduced rate for the District and the other group members. The injury claim history of all participating members is used to calculate a common rate for the group. An annual fee is paid to CompManagement, Inc. to administer the group and to manage any injury claims. Premium savings created by the group are prorated to each member entity annually based on its payroll percent of the group.

B. Fund Accounting

The District uses funds to maintain its financial records during the year. A fund is defined as a fiscal and accounting entity with a self-balancing set of accounts. There are three categories of funds: governmental, proprietary and fiduciary.

**NORTH CANTON CITY SCHOOL DISTRICT
STARK COUNTY, OHIO**

NOTES TO THE BASIC FINANCIAL STATEMENTS
FOR THE FISCAL YEAR ENDED JUNE 30, 2021

NOTE 2 - SUMMARY OF SIGNIFICANT ACCOUNTING POLICIES - (Continued)

GOVERNMENTAL FUNDS

Governmental funds are those through which most governmental functions typically are financed. Governmental fund reporting focuses on the sources, uses and balances of current financial resources. Expendable assets are assigned to the various governmental funds according to the purposes for which they may or must be used. Current liabilities are assigned to the fund from which they will be paid. The difference between governmental fund assets plus deferred outflows of resources less liabilities and deferred inflows of resources is reported as fund balance. The following are the District's major governmental funds:

General fund - The general fund is used to account for and report all financial resources not accounted for and reported in another fund. The general fund balance is available for any purpose provided it is expended or transferred according to the general laws of Ohio.

Building fund - The building fund is used to account for the receipts and expenditures related to all special bond funds in the School District. All proceeds from the sale of bonds, notes, or certificates of indebtedness, except premium and accrued interest, must be paid into this fund. Expenditures recorded here represent the costs of acquiring capital facilities including real property.

Other governmental funds of the District are used to account for (a) financial resources that are restricted, committed, or assigned to expenditures for capital outlays including the acquisition or construction of capital facilities and other capital assets, (b) specific revenue sources that are restricted or committed to an expenditure for specified purposes other than debt service or capital projects and (c) financial resources that are restricted, committed, or assigned to expenditure for principal and interest.

PROPRIETARY FUNDS

Proprietary funds are used to account for the District's ongoing activities which are similar to those often found in the private sector. The District has no proprietary funds.

FIDUCIARY FUNDS

Fiduciary fund reporting focuses on net position and changes in net position. The fiduciary fund category is split into four classifications: pension trust funds, investment trust funds, private-purpose trust funds and custodial funds. Trust funds are distinguished from custodial funds by the existence of a trust agreement or equivalent arrangements that have certain characteristics. Custodial funds are used to report fiduciary activities that are not required to be reported in a trust fund. The District has no fiduciary funds.

C. Basis of Presentation and Measurement Focus

Government-Wide Financial Statements - The Statement of Net Position and the Statement of Activities display information about the District as a whole. These statements include the financial activities of the primary government, except for fiduciary funds.

The government-wide Statement of Activities presents a comparison between direct expenses and program revenues for each function or program of the governmental activities of the District. Direct expenses are those that are specifically associated with a service, program or department and therefore clearly identifiable to a particular function. Program revenues include amounts paid by the recipient of goods or services offered by the program and grants and contributions that are restricted to meeting the operational or capital requirements of a particular program. Revenues not classified as program revenues are presented as general revenues of the District.

**NORTH CANTON CITY SCHOOL DISTRICT
STARK COUNTY, OHIO**

NOTES TO THE BASIC FINANCIAL STATEMENTS
FOR THE FISCAL YEAR ENDED JUNE 30, 2021

NOTE 2 - SUMMARY OF SIGNIFICANT ACCOUNTING POLICIES - (Continued)

The government-wide financial statements are prepared using the economic resources measurement focus. All assets and deferred outflows of resources and all liabilities and deferred inflows of resources associated with the operation of the District are included on the Statement of Net Position.

Fund Financial Statements - Fund financial statements report detailed information about the District. The focus of governmental fund financial statements is on major funds rather than reporting funds by type. Each major fund is presented in a separate column, and all nonmajor funds are aggregated into one column. Fiduciary funds are reported by fund type.

All governmental funds are accounted for using a flow of current financial resources measurement focus. With this measurement focus, only current assets, current deferred outflows of resources, current liabilities and current deferred inflows of resources generally are included on the Balance Sheet. The Statement of Revenues, Expenditures and Changes in Fund Balances reports on the sources (i.e., revenues and other financing sources) and uses (i.e., expenditures and other financing uses) of current financial resources. This approach differs from the manner in which the governmental activities of the government-wide financial statements are prepared. Governmental fund financial statements therefore include a reconciliation with brief explanations to better identify the relationship between the government-wide statements and the statements for governmental funds.

Fiduciary funds present a statement of changes in fiduciary net position which reports additions to and deductions from custodial funds.

D. Basis of Accounting

Basis of accounting determines when transactions are recorded in the financial records and reported on the financial statements. Government-wide financial statements are prepared using the accrual basis of accounting. Governmental funds use the modified accrual basis of accounting. Fiduciary funds also use the accrual basis of accounting.

Revenues - Exchange and Nonexchange Transactions - Revenue resulting from exchange transactions, in which each party gives and receives essentially equal value are recorded on the accrual basis when the exchange takes place. On a modified accrual basis, revenue is recorded in the fiscal year in which the resources are measurable and become available. Available means that the resources will be collected within the current fiscal year or are expected to be collected soon enough thereafter to be used to pay liabilities of the current fiscal year. For the District, available means expected to be received within sixty days of fiscal year end.

Nonexchange transactions, in which the District receives value without directly giving equal value in return, include property taxes, grants, entitlements and donations. On an accrual basis, revenue from property taxes is recognized in the fiscal year for which the taxes are levied (See Note 6). Revenue from grants, entitlements and donations is recognized in the fiscal year in which all eligibility requirements have been satisfied. Eligibility requirements include timing requirements, which specify the year when the resources are required to be used or the fiscal year when use is first permitted, matching requirements, in which the District must provide local resources to be used for a specified purpose and expenditure requirements, in which the resources are provided to the District on a reimbursement basis. On a modified accrual basis, revenue from nonexchange transactions must also be available before it can be recognized.

Under the modified accrual basis, the following revenue sources are considered to be both measurable and available at fiscal year end: property taxes available as an advance, interest, tuition, grants, student fees and rentals.

**NORTH CANTON CITY SCHOOL DISTRICT
STARK COUNTY, OHIO**

NOTES TO THE BASIC FINANCIAL STATEMENTS
FOR THE FISCAL YEAR ENDED JUNE 30, 2021

NOTE 2 - SUMMARY OF SIGNIFICANT ACCOUNTING POLICIES - (Continued)

Deferred Outflows of Resources and Deferred Inflows of Resources - In addition to assets, the government-wide statement of net position will report a separate section for deferred outflows of resources. Deferred outflows of resources represents a consumption of net position that applies to a future period and will not be recognized as an outflow of resources (expense/expenditure) until then. For the District, see Notes 13 and 14 for deferred outflows of resources related to the District's net pension liability and net OPEB liability/asset, respectively.

In addition to liabilities, both the government-wide statement of net position and the governmental fund financial statements report a separate section for deferred inflows of resources. Deferred inflows of resources represent an acquisition of net position that applies to a future period and will not be recognized as an inflow of resources (revenue) until that time. For the District, deferred inflows of resources include property taxes and unavailable revenue. Property taxes represent amounts for which there is an enforceable legal claim as of June 30, 2021, but which were levied to finance fiscal year 2022 operations. These amounts have been recorded as a deferred inflow of resources on both the government-wide statement of net position and the governmental fund financial statements. Unavailable revenue is reported only on the governmental funds balance sheet, and represents receivables which will not be collected within the available period. For the District unavailable revenue includes, but is not limited to, delinquent property taxes and intergovernmental grants. These amounts are deferred and recognized as an inflow of resources in the period the amounts become available.

See Notes 13 and 14 for deferred inflows of resources related to the District's net pension liability and net OPEB liability/asset, respectively. These deferred inflows of resources are only reported on the government-wide statement of net position.

Expenses/Expenditures - On the accrual basis of accounting, expenses are recognized at the time they are incurred. The entitlement value of donated commodities received during the year is reported in the fund financial statements as an expenditure with a like amount reported as intergovernmental revenue.

The measurement focus of governmental fund accounting is on decreases in net financial resources (expenditures) rather than expenses. Expenditures are generally recognized in the accounting period in which the related fund liability is incurred, if measurable. Allocations of cost, such as depreciation and amortization, are not recognized in governmental funds.

E. Budgets

The budgetary process is prescribed by provisions of the Ohio Revised Code and entails the preparation of budgetary documents within an established timetable. The major documents prepared are the tax budget, the Certificate of Estimated Resources, and the appropriation resolution, all of which are prepared on the budgetary basis of accounting. The Certificate of Estimated Resources and the appropriations resolution are subject to amendment throughout the year with the legal restriction that appropriations cannot exceed estimated resources, as certified. All funds, other than custodial funds, are legally required to be budgeted and appropriated. The legal level of budgetary control has been established at the first digit of the object level for all functions for the general fund and at the fund level for all other funds. Any budgetary modifications at this level may only be made by resolution of the Board of Education.

Alternate Tax Budget:

On October 25, 2005, the Stark County Budget Commission voted to waive the requirement that school districts adopt a tax budget as required by Section 5705.28 of the Ohio Revised Code, by January 15 and the filing by January 20. The Budget Commission now requires an alternate tax budget be submitted by January 20 which no longer requires specific Board approval.

**NORTH CANTON CITY SCHOOL DISTRICT
STARK COUNTY, OHIO**

NOTES TO THE BASIC FINANCIAL STATEMENTS
FOR THE FISCAL YEAR ENDED JUNE 30, 2021

NOTE 2 - SUMMARY OF SIGNIFICANT ACCOUNTING POLICIES - (Continued)

Estimated Resources:

By April 1, the Board of Education accepts, by formal resolution, the tax rates as determined by the Budget Commission and receives the Commission's Certificate of Estimated Resources, which states the projected revenue of each fund. Prior to June 30, the District must revise its budget so that total contemplated expenditures from any fund during the ensuing year will not exceed the amount stated in the certificate of estimated resources. The revised budget then serves as the basis for the appropriation measure. On or about July 1, the certificate is amended to include any unencumbered cash balances from the preceding year. The certificate may be further amended during the year if projected increases or decreases in revenue are identified by the District Treasurer. The amounts reported in the budgetary statement reflect the amounts from the Certificate of Estimated Resources that was in effect at the time the original and final appropriations were passed by the Board of Education.

Appropriations:

Upon receipt from the County Auditor of an Amended Certificate of Estimated Resources based on final assessed values and tax rates or a certificate saying no new certificate is necessary, the annual appropriation resolution is enacted by the Board of Education. Prior to the passage of the annual appropriation measure, the Board may pass a temporary appropriation measure to meet the ordinary expenses of the District. The appropriation resolution, at the first digit of the object level for all functions for the general fund and at the fund level for all other funds, must be within the estimated resources as certified by the County Budget Commission and the total of expenditures may not exceed the appropriation totals at any level of control. Any revisions that alter the level of budgetary control must be approved by the Board of Education.

The Board may pass supplemental fund appropriations so long as the total appropriations by fund do not exceed the amounts set forth in the most recent Certificate of Estimated Resources. During the year, all supplemental appropriations were legally enacted.

The appropriation resolution is subject to amendment by the Board throughout the year with the restriction that appropriations may not exceed estimated revenues. The amounts reported as the original budget amounts reflect the first appropriation for that fund which covered the entire fiscal year, including amounts automatically carried over from prior year. The amounts reported as the final budgeted amounts represent the final appropriation amounts passed by the Board during the year.

Lapsing of Appropriations:

At the close of each fiscal year, the unencumbered balance of each appropriation reverts to the respective fund from which it was appropriated and becomes subject to future appropriation. Encumbered appropriations are carried forward to the succeeding fiscal year and are not re-appropriated.

F. Cash and Investments

To improve cash management, cash received by the District is pooled in a central bank account. Monies for all funds are maintained in this pool. Individual fund integrity is maintained through the District's records. Each fund's interest in the pool is presented as "equity in pooled cash and cash equivalents" on the basic financial statements.

**NORTH CANTON CITY SCHOOL DISTRICT
STARK COUNTY, OHIO**

NOTES TO THE BASIC FINANCIAL STATEMENTS
FOR THE FISCAL YEAR ENDED JUNE 30, 2021

NOTE 2 - SUMMARY OF SIGNIFICANT ACCOUNTING POLICIES - (Continued)

During fiscal year 2021, investments were limited to commercial paper, Federal Home Loan Mortgage Corporation (FHLMC) securities, Federal Farm Credit Bank (FFCB) securities, Federal Home Loan Bank (FHLB) securities, Federal National Mortgage Association (FNMA) securities, negotiable certificate of deposit, commercial paper, U.S. Government money market funds, US treasury bills and notes, and State Treasury Asset Reserve of Ohio (STAR Ohio). Except for nonparticipating investment contracts, investments are reported at fair value, which is based on quoted market prices. Nonparticipating investment contracts, such as nonnegotiable certificates of deposit, are reported at cost.

During fiscal year 2021, the District invested in STAR Ohio. STAR Ohio (the State Treasury Asset Reserve of Ohio), is an investment pool managed by the State Treasurer's Office which allows governments within the State to pool their funds for investment purposes. STAR Ohio is not registered with the SEC as an investment company, but has adopted Governmental Accounting Standards Board (GASB), Statement No. 79, "Certain External Investment Pools and Pool Participants." The District measures their investment in STAR Ohio at the net asset value (NAV) per share provided by STAR Ohio. The NAV per share is calculated on an amortized cost basis that provides an NAV per share that approximates fair value.

For the fiscal year 2021, there were no limitations or restrictions on any participant withdrawals due to redemption notice periods, liquidity fees, or redemption gates. However, notice must be given 24 hours in advance of all deposits and withdrawals exceeding \$100 million. STAR Ohio reserves the right to limit the transaction to \$250 million, requiring the excess amount to be transacted the following business day(s), but only to the \$250 million limit. All accounts of the participant will be combined for these purposes.

Under existing Ohio statutes all investment earnings are assigned to the general fund unless statutorily required to be credited to a specific fund. The Board of Education has, by resolution, specified the funds to receive an allocation of interest earnings. Interest revenue credited to the general fund during fiscal year 2021 amounted to \$19,757, which includes \$10,882 assigned from other District funds.

For presentation on the basic financial statements, investments of the cash management pool and investments with original maturities of three months or less at the time they are purchased by the District are considered to be cash equivalents. Investments with an initial maturity of more than three months are reported as investments.

An analysis of the District's investment account at fiscal year-end is provided in Note 4.

G. Prepayments

Certain payments to vendors reflect the costs applicable to future accounting periods and are recorded as prepaid items in both government-wide and fund financial statements. These items are reported as assets on the balance sheet using the consumption method. A current asset for the prepaid amounts is recorded at the time of the purchase and the expenditure/expense is reported in the year in which services are consumed. At fiscal year end, because prepayments are not available to finance future governmental fund expenditures, the fund balance is nonspendable on the fund financial statements by an amount equal to the carrying value of the asset.

H. Inventory

On government-wide and fund financial statements, purchased inventories are presented at the lower of cost or market and donated commodities are presented at their entitlement value. Inventories are recorded on a first-in, first-out basis and are expensed/expended when used. Inventories are accounted for using the consumption method which means that the costs of inventory items are recorded as an expenditure in the governmental funds when consumed.

**NORTH CANTON CITY SCHOOL DISTRICT
STARK COUNTY, OHIO**

NOTES TO THE BASIC FINANCIAL STATEMENTS
FOR THE FISCAL YEAR ENDED JUNE 30, 2021

NOTE 2 - SUMMARY OF SIGNIFICANT ACCOUNTING POLICIES - (Continued)

On the fund financial statements, reported material and supplies inventory is equally offset by nonspendable fund balance in the governmental funds which indicates that it does not constitute available spendable resources even though it is a component of net current assets.

Inventory consists of expendable supplies held for consumption, donated food, purchased food and non-food supplies.

I. Capital Assets

General capital assets are those assets specifically related to governmental activities. These assets result from expenditures in the governmental funds. These assets are reported in the governmental activities column of the government-wide Statement of Net Position, but are not reported in the fund financial statements.

All capital assets are capitalized at cost (or estimated historical cost) and updated for additions and retirements during the year. Donated capital assets are recorded at their acquisition value as of the date received. The District's capitalization threshold is \$5,000 for general capital assets. The District does not possess any infrastructure. Improvements are capitalized; the costs of normal maintenance and repairs that do not add to the value of the asset or materially extend an asset's life are not capitalized.

All reported capital assets except land and construction in progress are depreciated. Improvements are depreciated over the remaining useful lives of the related capital assets. Depreciation is computed using the straight-line method over the following useful lives:

Description	Governmental Activities Estimated Lives
Land improvements	20 years
Buildings and improvements	20 - 50 years
Furniture and equipment	5 - 20 years
Vehicles	8 years

J. Bond Issuance Cost/Unamortized Bond Premium and Discount/Unamortized Deferred Charges on Debt Refunding

On fund financial statements and the government-wide financial statements, issuance costs are expensed/expended in the fiscal year they occur.

Bond premiums are deferred and amortized over the term of the bonds using the straight-line method, which approximates the effective interest method. Bond premiums are presented as an addition to the face amount of the bonds.

For bond refundings resulting in the defeasance of debt reported in the government-wide financial statements, the difference between the reacquisition price and the net carrying amount of the old debt is deferred and amortized as a component of interest expense. This accounting gain or loss is amortized over the remaining life of the old debt or the life of the new debt, whichever is shorter and is presented as a deferred outflow of resources on the statement of net position.

On the governmental fund financial statements, bond issuance costs and bond premiums are recognized in the current period. A reconciliation between the bonds face value and the amount reported on the Statement of Net Position is presented in Note 10.A.

**NORTH CANTON CITY SCHOOL DISTRICT
STARK COUNTY, OHIO**

NOTES TO THE BASIC FINANCIAL STATEMENTS
FOR THE FISCAL YEAR ENDED JUNE 30, 2021

NOTE 2 - SUMMARY OF SIGNIFICANT ACCOUNTING POLICIES - (Continued)

K. Interfund Balances

On fund financial statements, receivables and payables resulting from short-term interfund loans are classified as “interfund loans receivables/payables.” These amounts are eliminated in the governmental activities column on the Statement of Net Position.

L. Compensated Absences

The District reports compensated absences in accordance with the provisions of GASB No. 16, “Accounting for Compensated Absences.” Vacation benefits are accrued as a liability as the benefits are earned if the employee’s rights to receive compensation are attributable to services already rendered and it is probable that the District will compensate the employees for the benefits through paid time off or some other means. Sick leave benefits are accrued as a liability using the “vesting method.” A liability for sick leave is based on the sick leave accumulated at the Balance Sheet date by those employees who are currently eligible to receive termination (severance) payments, as well as those employees expected to become eligible in the future. For purposes of establishing a liability for this future severance eligibility, all employees with fifteen (15) years of service at any age were included.

The entire compensated absence liability is reported on the government-wide financial statements.

For governmental fund financial statements, compensated absences are recognized as liabilities and expenditures as payments come due each period upon the occurrence of employee resignations and retirements.

M. Accrued Liabilities and Long-Term Obligations

All payables, accrued liabilities and long-term obligations are reported in the government-wide financial statements.

In general, governmental fund payables and accrued liabilities that, once incurred, are paid in a timely manner and in full from current financial resources are reported as obligations of the funds. However, claims and judgments and compensated absences that will be paid from governmental funds are reported as a liability in the fund financial statements only to the extent that they are due for payment during the current year. Bonds and loans are recognized on the fund financial statements when due. Net pension/OPEB liability should be recognized in the governmental funds to the extent that benefit payments are due and payable and the pension/OPEB plan’s fiduciary net pension is not sufficient for payment of those benefits.

N. Fund Balance

Fund balance is divided into five classifications based primarily on the extent to which the District is bound to observe constraints imposed upon the use of the resources in the governmental funds. The classifications are as follows:

Nonspendable - The nonspendable fund balance classification includes amounts that cannot be spent because they are not in spendable form or legally required to be maintained intact. The “not in spendable form” criterion includes items that are not expected to be converted to cash. It also includes the long-term amount of loans receivable.

Restricted - Fund balance is reported as restricted when constraints are placed on the use of resources that are either externally imposed by creditors (such as through debt covenants), grantors, contributors, or laws or regulations of other governments, or imposed by law through constitutional provisions or enabling legislation.

**NORTH CANTON CITY SCHOOL DISTRICT
STARK COUNTY, OHIO**

NOTES TO THE BASIC FINANCIAL STATEMENTS
FOR THE FISCAL YEAR ENDED JUNE 30, 2021

NOTE 2 - SUMMARY OF SIGNIFICANT ACCOUNTING POLICIES - (Continued)

Committed - The committed fund balance classification includes amounts that can be used only for the specific purposes imposed by a formal action (resolution) of the District Board of Education (the highest level of decision making authority). Those committed amounts cannot be used for any other purpose unless the District Board of Education removes or changes the specified use by taking the same type of action (resolution) it employed to previously commit those amounts. Committed fund balance also incorporates contractual obligations to the extent that existing resources in the fund have been specifically committed for use in satisfying those contractual requirements.

Assigned - Amounts in the assigned fund balance classification are intended to be used by the District for specific purposes, but do not meet the criteria to be classified as restricted nor committed. In governmental funds other than the general fund, assigned fund balance represents the remaining amount that is not restricted or committed. In the general fund, assigned amounts represent intended uses established by policies of the District Board of Education, which includes giving the Treasurer the authority to constrain monies for intended purposes.

Unassigned - Unassigned fund balance is the residual classification for the general fund and includes all spendable amounts not contained in the other classifications. In other governmental funds, the unassigned classification is only used to report a deficit fund balance resulting from overspending for specific purposes for which amounts had been restricted, committed, or assigned.

The District applies restricted resources first when expenditures are incurred for purposes for which restricted and unrestricted (committed, assigned, and unassigned) fund balance is available. Similarly, within unrestricted fund balance, committed amounts are reduced first followed by assigned, and then unassigned amounts when expenditures are incurred for purposes for which amounts in any of the unrestricted fund balance classifications could be used.

O. Net Position

Net position represents the difference between assets and deferred outflows of resources and liabilities and deferred inflows of resources. The net position component “net investment in capital assets,” consists of capital assets, net of accumulated depreciation, reduced by the outstanding balances of any borrowing used for the acquisition, construction or improvement of those assets. Deferred outflows of resources and deferred inflows of resources that are attributable to the acquisition, construction or improvement of those assets or related debt also should be included in this component of net position. Net position is reported as restricted when there are limitations imposed on its use either through the enabling legislation adopted by the District or through external restrictions imposed by creditors, grantors or laws or regulations of other governments. The restriction for other purposes consists of monies restricted for food service operations.

The District applies restricted resources first when an expense is incurred for purposes for which both restricted and unrestricted net position is available.

P. Estimates

The preparation of the basic financial statements in conformity with GAAP requires management to make estimates and assumptions that affect the amounts reported in the basic financial statements and accompanying notes. Actual results may differ from those estimates.

**NORTH CANTON CITY SCHOOL DISTRICT
STARK COUNTY, OHIO**

NOTES TO THE BASIC FINANCIAL STATEMENTS
FOR THE FISCAL YEAR ENDED JUNE 30, 2021

NOTE 2 - SUMMARY OF SIGNIFICANT ACCOUNTING POLICIES - (Continued)

Q. Interfund Activity

Exchange transactions between funds are reported as revenues in the seller funds and as expenditures/expenses in the purchaser funds. Flows of cash or goods from one fund to another without a requirement for repayment are reported as interfund transfers. Interfund transfers are reported as other financing sources/uses in governmental funds. Repayments from funds responsible for particular expenditures/expenses to the funds that initially paid for them are not presented on the basic financial statements.

Interfund activity between governmental funds is eliminated in the Statement of Activities.

R. Nonpublic Schools

Within the District boundaries, St. Paul School is operated through the Youngstown Catholic Diocese. Current State legislation provides funding to this parochial school. The monies are received and disbursed on behalf of the parochial school by the Treasurer of the District, as directed by the parochial school. The activity of these State monies by the District is reflected in a nonmajor governmental fund for financial reporting purposes.

S. Pensions/Other Postemployment Benefits (OPEB)

For purposes of measuring the net pension/OPEB liability, net OPEB asset, deferred outflows of resources and deferred inflows of resources related to pensions/OPEB, and pension/OPEB expense, information about the fiduciary net position of the pension/OPEB plans and additions to/deductions from their fiduciary net position have been determined on the same basis as they are reported by the pension/OPEB plan. For this purpose, benefit payments (including refunds of employee contributions) are recognized when due and payable in accordance with the benefit terms. The pension/OPEB plans report investments at fair value.

T. Fair Value

The District categorizes its fair value measurements within the fair value hierarchy established by generally accepted accounting principles. The hierarchy is based on the valuation inputs used to measure the fair value of the asset. Level 1 inputs are quoted prices in active markets for identical assets; Level 2 inputs are significant other observable inputs; Level 3 inputs are significant unobservable inputs.

U. Extraordinary and Special Items

Extraordinary items are transactions or events that are both unusual in nature and infrequent in occurrence. Special items are transactions or events that are within the control of the Board of Education and that are either unusual in nature or infrequent in occurrence. Neither type of transaction occurred during fiscal year 2021.

NOTE 3 - ACCOUNTABILITY AND COMPLIANCE

A. Change in Accounting Principles

For fiscal year 2021, the District has applied GASB Statement No. 95, "Postponement of the Effective Dates of Certain Authoritative Guidance." GASB Statement No. 95 provides temporary relief to governments and other stakeholders in light of the COVID-19 pandemic. This objective is accomplished by postponing the effective dates of certain provisions in Statements and Implementation Guides that first became effective or are scheduled to become effective for periods beginning after June 15, 2018, and later.

**NORTH CANTON CITY SCHOOL DISTRICT
STARK COUNTY, OHIO**

NOTES TO THE BASIC FINANCIAL STATEMENTS
FOR THE FISCAL YEAR ENDED JUNE 30, 2021

NOTE 3 - ACCOUNTABILITY AND COMPLIANCE - (Continued)

Certain provisions contained in the following pronouncements were scheduled to be implemented for the fiscal year ended June 30, 2021. Due to the implementation of GASB Statement No. 95, the effective dates of certain provisions contained in these pronouncements are postponed until the fiscal year ended June 30, 2022:

- Statement No. 87, *Leases*
- Implementation Guide No. 2019-3, *Leases*
- Statement No. 89, *Accounting for Interest Cost Incurred before the End of a Construction Period*
- Statement No. 92, *Omnibus 2020*
- Statement No. 93, *Replacement of Interbank Offered Rates*

B. Deficit Fund Balances

Fund balances at June 30, 2021 included the following individual fund deficits:

<u>Nonmajor funds</u>	<u>Deficit</u>
Permanent Improvement	\$ 36,285
IDEA Part B	55,961
IDEA Part B - Preschool	1,302
Miscellaneous Federal Grants	1,400

The general fund is liable for any deficit in these funds and provides transfers when cash is required, not when accruals occur. The deficit fund balances resulted from adjustments for accrued liabilities.

NOTE 4 - DEPOSITS AND INVESTMENTS

State statutes classify monies held by the District into three categories.

Active deposits are public deposits necessary to meet current demands on the treasury. Such monies must be maintained either as cash in the District treasury, in commercial accounts payable or withdrawable on demand, including negotiable order of withdrawal (NOW) accounts, or in money market deposit accounts.

Inactive deposits are public deposits that the Board of Education has identified as not required for use within the current five year period of designation of depositories. Inactive deposits must either be evidenced by certificates of deposit maturing not later than the end of the current period of designation of depositories, or by savings or deposit accounts including, but not limited to, passbook accounts.

Interim deposits are deposits of interim monies. Interim monies are those monies which are not needed for immediate use, but which will be needed before the end of the current period of designation of depositories. Interim deposits must be evidenced by time certificates of deposit maturing not more than one year from the date of deposit or by savings or deposit accounts including passbook accounts.

Interim monies may be deposited or invested in the following securities:

1. United States Treasury Notes, Bills, Bonds, or any other obligation or security issued by the United States Treasury or any other obligation guaranteed as to principal and interest by the United States;

**NORTH CANTON CITY SCHOOL DISTRICT
STARK COUNTY, OHIO**

NOTES TO THE BASIC FINANCIAL STATEMENTS
FOR THE FISCAL YEAR ENDED JUNE 30, 2021

NOTE 4 - DEPOSITS AND INVESTMENTS - (Continued)

2. Bonds, notes, debentures, or any other obligations or securities issued by any federal government agency or instrumentality, including, but not limited to, the Federal National Mortgage Association, Federal Home Loan Bank, Federal Farm Credit Bank, Federal Home Loan Mortgage Corporation and Government National Mortgage Association. All federal agency securities shall be direct issuances of federal government agencies or instrumentalities;
3. Written repurchase agreements in the securities listed above provided that the fair value of the securities subject to the repurchase agreement must exceed the principal value of the agreement by at least two percent and be marked to market daily and that the term of the agreement must not exceed thirty days;
4. Bonds and other obligations of the State of Ohio, and with certain limitations including a requirement for maturity within ten years from the date of settlement, bonds and other obligations of political subdivisions of the State of Ohio, if training requirements have been met;
5. Time certificates of deposit or savings or deposit accounts including, but not limited to, passbook accounts;
6. No-load money market mutual funds consisting exclusively of obligations described in items (1) and (2) above and repurchase agreements secured by such obligations, provided that investments in securities described in this division are made only through eligible institutions;
7. The State Treasurer's investment pool, the State Treasury Asset Reserve of Ohio (STAR Ohio); and,
8. Certain bankers' acceptances (for a period not to exceed one hundred eighty days) and commercial paper notes (for a period not to exceed two hundred seventy days) in an amount not to exceed 40 percent of the interim monies available for investment at any one time if training requirements have been met.

Protection of the District's deposits is provided by the Federal Deposit Insurance Corporation (FDIC) and the Ohio Pooled Collateral System (OPCS), by eligible securities pledged by the financial institution as security for repayment, by surety company bonds deposited with the Treasurer by the financial institution or by a single collateral pool established by the financial institution to secure the repayment of all public monies deposited with the institution.

Investments in stripped principal or interest obligations, reverse repurchase agreements and derivatives are prohibited. The issuance of taxable notes for the purpose of arbitrage, the use of leverage and short selling are also prohibited. An investment must mature within five years from the date of purchase unless matched to a specific obligation or debt of the District, and must be purchased with the expectation that it will be held to maturity. Investments may only be made through specified dealers and institutions. Payment for investments may be made only upon delivery of the securities representing the investments to the Treasurer or, if the securities are not represented by a certificate, upon receipt of confirmation of transfer from the custodian.

A. Deposits with Financial Institutions

At June 30, 2021, the carrying amount of all District deposits was \$7,427,400 and the bank balance of all District deposits was \$7,450,987. Of the bank balance, \$368,365 was covered by the FDIC, \$5,043,535 was covered by the Ohio Pooled Collateral System and \$2,039,087 was exposed to custodial credit risk because this amount was uninsured and uncollateralized.

**NORTH CANTON CITY SCHOOL DISTRICT
STARK COUNTY, OHIO**

NOTES TO THE BASIC FINANCIAL STATEMENTS
FOR THE FISCAL YEAR ENDED JUNE 30, 2021

NOTE 4 - DEPOSITS AND INVESTMENTS - (Continued)

Custodial credit risk is the risk that, in the event of bank failure, the District will not be able to recover deposits or collateral securities that are in the possession of an outside party. The District has no deposit policy for custodial credit risk beyond the requirements of State statute. Ohio law requires that deposits either be insured or protected by (1) eligible securities pledged to the District and deposited with a qualified trustee by the financial institution as security for repayment whose fair value at all times shall be at least 105 percent of the deposits being secured, or (2) participation in the Ohio Pooled Collateral System (OPCS), a collateral pool of eligible securities deposited with a qualified trustee and pledged to the Treasurer of State to secure the repayment of all public monies deposited in the financial institution. OPCS requires the total fair value of the securities pledged to be 102 percent of the deposits being secured or a reduced rate set by the Treasurer of State. For 2021, the District's financial institutions were approved for a reduced collateral rate of 71.21 percent through the OPCS. Although all statutory requirements for the deposit of money had been followed, noncompliance with Federal requirements could potentially subject the District to a successful claim by the FDIC.

B. Investments

As of June 30, 2021, the District had the following investments and maturities:

Measurement/ Investment type	Measurement Value	Investment Maturities					Greater than 24 months
		6 months or less	7 to 12 months	13 to 18 months	19 to 24 months		
<i>Fair value:</i>							
Commercial paper	\$ 16,719,504	\$ 13,857,494	\$ 2,862,010	\$ -	\$ -	\$ -	
FFCB	7,089,047	-	-	3,597,120	868,225	2,623,702	
FHLB	5,460,320	-	-	1,224,265	-	4,236,055	
FHLMC	6,732,311	-	-	199,844	4,049,919	2,482,548	
FNMA	2,694,936	-	-	-	1,900,019	794,917	
Negotiable CDs	5,037,578	-	351,800	1,999,500	804,678	1,881,600	
US Government money market	1,456,919	1,456,919	-	-	-	-	
US Treasury Bill	789,889	789,889	-	-	-	-	
US Treasury Note	30,865,389	-	4,441,177	17,545,850	3,746,100	5,132,262	
<i>Amortized cost:</i>							
STAR Ohio	5,203,160	5,203,160	-	-	-	-	
Total	\$ 82,049,053	\$ 21,307,462	\$ 7,654,987	\$ 24,566,579	\$ 11,368,941	\$ 17,151,084	

The weighted average of maturity of investments is 1.40 years.

The District's investments in U.S. Government money market mutual funds are valued using quoted market prices in active markets (Level 1 inputs). The District's investments in commercial paper, federal agency securities (FFCB, FHLB, FHLMC, FNMA), negotiable CD's, US Treasury bills and US Treasury notes are valued using quoted prices in markets that are not considered to be active, dealer quotations or alternative pricing sources for similar assets or liabilities for which all significant inputs are observable, either directly or indirectly (Level 2 inputs).

Interest Rate Risk: As a means of limiting its exposure to fair value losses arising from rising interest rates and according to State law, the District's investment policy limits investment portfolio maturities to five years or less.

**NORTH CANTON CITY SCHOOL DISTRICT
STARK COUNTY, OHIO**

NOTES TO THE BASIC FINANCIAL STATEMENTS
FOR THE FISCAL YEAR ENDED JUNE 30, 2021

NOTE 4 - DEPOSITS AND INVESTMENTS - (Continued)

Credit Risk: The District's investments in commercial paper were rated P-1 by Moody's Investor Services. The District's investments in federal agency securities, US Treasury bills and US Treasury notes were rated AA+ and Aaa by Standard & Poor's and Moody's Investor Services, respectively. Standard & Poor's has assigned STAR Ohio and the U.S. Government money market an AAAM money market rating. Ohio Law requires that STAR Ohio maintain the highest rating provided by at least one nationally recognized standard rating service. The District's investment policy does not specifically address credit risk beyond the adherence to all relevant sections of the Ohio Revised Code.

Custodial Credit Risk: For an investment, custodial credit risk is the risk that, in the event of the failure of the counterparty, the District will not be able to recover the value of its investments or collateral securities that are in the possession of an outside party. The federal agency securities are exposed to custodial credit risk in that they are uninsured, unregistered and held by the counterparty's trust department or agent, but not in the District's name. The District has no investment policy dealing with investment custodial risk beyond the requirement in State statute that prohibits payment for investments prior to the delivery of the securities representing such investments to the Treasurer or qualified trustee.

Concentration of Credit Risk: The District places no limit on the amount that may be invested in any one issuer. The following table includes the percentage of each investment type held by the District at June 30, 2021:

<u>Measurement/ Investment type</u>	<u>Measurement Value</u>	<u>% of Total</u>
<i>Fair value:</i>		
Commercial paper	\$ 16,719,504	20.38%
FFCB	7,089,047	8.64%
FHLB	5,460,320	6.65%
FHLMC	6,732,311	8.21%
FNMA	2,694,936	3.28%
Negotiable CDs	5,037,578	6.14%
US Government money market	1,456,919	1.78%
US Treasury Bill	789,889	0.96%
US Treasury Note	30,865,389	37.62%
<i>Amortized cost:</i>		
STAR Ohio	<u>5,203,160</u>	<u>6.34%</u>
Total	<u>\$ 82,049,053</u>	<u>100.00%</u>

C. Reconciliation of Cash and Investments to the Financial Statements

The following is a reconciliation of cash and investments as reported in the note above to cash and investments as reported on the financial statements as of June 30, 2021:

<u>Cash and investments per note</u>	
Carrying amount of deposits	\$ 7,427,400
Investments	<u>82,049,053</u>
Total	<u>\$ 89,476,453</u>
 <u>Cash and investments per financial statements</u>	
Governmental activities	<u>\$ 89,476,453</u>

**NORTH CANTON CITY SCHOOL DISTRICT
STARK COUNTY, OHIO**

NOTES TO THE BASIC FINANCIAL STATEMENTS
FOR THE FISCAL YEAR ENDED JUNE 30, 2021

NOTE 5 - INTERFUND TRANSACTIONS

A. Interfund transfers for the year ended June 30, 2021, consisted of the following, as reported on the fund statements:

	<u>Amount</u>
<u>Transfers from general fund to:</u>	
Nonmajor governmental fund	\$ 846,985
<u>Transfers from nonmajor governmental fund to:</u>	
Nonmajor governmental fund	108,000
Total	\$ 954,985

Transfers are used to move revenues from the fund that statute or budget required to collect them to the fund that statute or budget requires to expend them and to use unrestricted revenues collected in the general fund to finance various programs accounted for in other funds in accordance with budgetary authorizations. The \$108,000 transfer from the permanent improvement fund (a nonmajor governmental fund) to the debt service fund (a nonmajor governmental) was for debt service payments.

B. Interfund loans receivable/payable consisted of the following at June 30, 2021, as reported on the fund statement:

<u>Receivable Fund</u>	<u>Payable Fund</u>	<u>Amount</u>
General fund	Nonmajor governmental funds	\$ 758,500

The primary purpose of the interfund balances is to cover costs in specific funds where revenues were not received by June 30. These interfund balances will be repaid once the anticipated revenues are received.

Interfund balances between governmental funds are eliminated on the government-wide Statement of Net Position.

NOTE 6 - PROPERTY TAXES

Property taxes are levied and assessed on a calendar year basis while the District’s fiscal year runs from July through June. First half tax collections are received by the District in the second half of the fiscal year. Second half tax distributions occur in the first half of the following fiscal year.

Property taxes include amounts levied against all real property and public utility property. Real property tax revenues received in calendar year 2021 represent the collection of calendar year 2020 taxes. Real property taxes received in calendar year 2021 were levied after April 1, 2020, on the assessed values as of January 1, 2020, the lien date. Assessed values for real property taxes are established by State statute at 35 percent of appraised market value. Real property taxes are payable annually or semiannually. If paid annually, payment is due December 31; if paid semiannually, the first payment is due December 31, with the remainder payable by June 20. Under certain circumstances, State statute permits alternate payment dates to be established. Public utility property tax revenues received in calendar year 2021 represent the collection of calendar year 2020 taxes. Public utility real and personal property taxes received in calendar year 2021 became a lien on December 31, 2019, were levied after April 1, 2020, and are collected with real property taxes. Public utility real property is assessed at 35 percent of true value; public utility tangible personal property is currently assessed at varying percentages of true value.

**NORTH CANTON CITY SCHOOL DISTRICT
STARK COUNTY, OHIO**

NOTES TO THE BASIC FINANCIAL STATEMENTS
FOR THE FISCAL YEAR ENDED JUNE 30, 2021

NOTE 6 - PROPERTY TAXES – (Continued)

The District receives property taxes from Stark County. The County Auditor periodically advances to the District its portion of the taxes collected. Second-half real property tax payments collected by the County by June 30, 2021, are available to finance fiscal year 2021 operations. The amount available as an advance at June 30, 2021 was \$552,592 in the general fund, \$48,037 in the debt service fund (a nonmajor governmental fund) and \$27,263 in the permanent improvement fund (a nonmajor governmental fund). This amount is recorded as revenue. The amount available for advance at June 30, 2020 was \$629,690 in the general fund, \$19,530 in the debt service fund (a nonmajor governmental fund) and \$19,464 in the permanent improvement fund (a nonmajor governmental fund). The amount of second-half real property taxes available for advance at fiscal year-end can vary based on the date the tax bills are sent.

Accrued property taxes receivable includes real property, public utility property and delinquent tangible personal property taxes which are measurable as of June 30, 2021 and for which there is an enforceable legal claim. Although total property tax collections for the next fiscal year are measurable, only the amount of real property taxes available as an advance at June 30 was levied to finance current fiscal year operations and is reported as revenue at fiscal year-end. The portion of the receivable not levied to finance current fiscal year operations is offset by a credit to deferred inflows of resources.

On the accrual basis of accounting, collectible delinquent property taxes have been recorded as a receivable and revenue, while on a modified accrual basis of accounting the revenue has been reported as a deferred inflow of resources.

The assessed values upon which the fiscal year 2021 taxes were collected are:

	2020 Second Half Collections		2021 First Half Collections	
	<u>Amount</u>	<u>Percent</u>	<u>Amount</u>	<u>Percent</u>
Agricultural/residential and other real estate	\$ 787,227,730	95.92	\$ 796,938,690	95.34
Public utility personal	<u>33,461,490</u>	<u>4.08</u>	<u>38,992,010</u>	<u>4.66</u>
Total	<u>\$ 820,689,220</u>	<u>100.00</u>	<u>\$ 835,930,700</u>	<u>100.00</u>
Tax rate per \$1,000 of assessed valuation for:				
Operating	\$80.70		\$86.60	
Debt service	-		3.50	
Permanent improvement	2.40		2.40	

NOTE 7 - RECEIVABLES

Receivables at June 30, 2021 consisted of property taxes, accounts (billings for user charged services and student fees), accrued interest and intergovernmental grants and entitlements. All receivables are considered collectible in full due to the ability to foreclose for the nonpayment of taxes, the stable condition of State programs and the current year guarantee of federal funds. A summary of the principal items of receivables reported on the Statement of Net Position follows:

Governmental activities:	
Property taxes	\$ 37,642,727
Accounts	6,534
Accrued interest	34,008
Intergovernmental	<u>59,135</u>
Total	<u>\$ 37,742,404</u>

Receivables have been disaggregated on the face of the basic financial statements. All receivables are expected to be collected within the subsequent year.

**NORTH CANTON CITY SCHOOL DISTRICT
STARK COUNTY, OHIO**

NOTES TO THE BASIC FINANCIAL STATEMENTS
FOR THE FISCAL YEAR ENDED JUNE 30, 2021

NOTE 8 - CAPITAL ASSETS

Capital asset activity for the fiscal year ended June 30, 2021 was as follows:

	<u>Balance</u> <u>6/30/20</u>	<u>Additions</u>	<u>Deductions</u>	<u>Balance</u> <u>6/30/21</u>
Governmental activities:				
<i>Capital assets, not being depreciated:</i>				
Land	\$ 1,785,562	\$ -	\$ -	\$ 1,785,562
Construction in progress	583,838	1,579,490	(584,572)	1,578,756
Total capital assets, not being depreciated	<u>2,369,400</u>	<u>1,579,490</u>	<u>(584,572)</u>	<u>3,364,318</u>
<i>Capital assets, being depreciated:</i>				
Land improvements	6,313,872	29,621	-	6,343,493
Buildings and improvements	44,529,378	613,196	-	45,142,574
Furniture and equipment	5,244,696	946,543	(1,180,158)	5,011,081
Vehicles	3,613,934	95,504	-	3,709,438
Total capital assets, being depreciated	<u>59,701,880</u>	<u>1,684,864</u>	<u>(1,180,158)</u>	<u>60,206,586</u>
<i>Less: accumulated depreciation</i>				
Land improvements	(3,167,329)	(215,230)	-	(3,382,559)
Buildings and improvements	(25,164,907)	(903,902)	-	(26,068,809)
Furniture and equipment	(3,843,158)	(276,459)	963,616	(3,156,001)
Vehicles	(1,758,742)	(382,355)	-	(2,141,097)
Total accumulated depreciation	<u>(33,934,136)</u>	<u>(1,777,946)</u>	<u>963,616</u>	<u>(34,748,466)</u>
Governmental activities capital assets, net	<u>\$ 28,137,144</u>	<u>\$ 1,486,408</u>	<u>\$ (801,114)</u>	<u>\$ 28,822,438</u>

**NORTH CANTON CITY SCHOOL DISTRICT
STARK COUNTY, OHIO**

NOTES TO THE BASIC FINANCIAL STATEMENTS
FOR THE FISCAL YEAR ENDED JUNE 30, 2021

NOTE 8 - CAPITAL ASSETS - (Continued)

Depreciation expense was charged to governmental functions as follows:

<u>Instruction:</u>	
Regular	\$ 440,904
Special	130,774
Vocational	66,840
Adult/continuing	197
Other	1,520
<u>Support services:</u>	
Pupil	49,130
Instructional staff	106,524
Board of Education	358
Administration	71,639
Fiscal	20,451
Business	62,147
Operations and maintenance	477,704
Pupil transportation	86,713
Central	12,440
<u>Operation of noninstructional services:</u>	
Other non-instructional services	14,481
Food service operations	36,688
Extracurricular activities	199,436
Total depreciation expense	<u>\$ 1,777,946</u>

NOTE 9 - CAPITALIZED LEASE - LESSEE DISCLOSURE

The District entered into capitalized leases for copier equipment and buses. These lease agreements meet the criteria of capital lease, which defines a capital lease generally as one which transfers benefits and risks of ownership to the lessee. The capital leases also are considered direct borrowings. Direct borrowings have terms negotiated directly between the District and the lender and are not offered for public sale. Capital lease payments have been reclassified and are reflected as debt service expenditures in the financial statements for the governmental funds. These expenditures are reported as function expenditures on the budgetary statements. Principal payments in fiscal year 2021 totaled \$106,615 paid by the general fund and \$61,379 paid by the permanent improvement fund (a nonmajor governmental fund).

The assets acquired through capital leases are as follows:

Assets:	
Equipment (copiers)	\$ 732,222
Vehicles (buses)	242,079
Less: accumulated depreciation	<u>(179,132)</u>
Total	<u>\$ 795,169</u>

**NORTH CANTON CITY SCHOOL DISTRICT
STARK COUNTY, OHIO**

NOTES TO THE BASIC FINANCIAL STATEMENTS
FOR THE FISCAL YEAR ENDED JUNE 30, 2021

NOTE 9 - CAPITALIZED LEASE - LESSEE DISCLOSURE - (Continued)

The following is a schedule of the future long-term minimum lease payments required under the capital lease and the present value of the future minimum lease payments as of June 30, 2021:

<u>Fiscal Year Ending June 30,</u>	<u>Amount</u>
2022	\$ 164,148
2023	164,148
2024	164,148
2025	164,148
2026	<u>54,716</u>
Total minimum lease payments	711,308
Less: amount representing interest	<u>(72,972)</u>
Total	<u>\$ 638,336</u>

NOTE 10 - LONG-TERM OBLIGATIONS

A. During the fiscal year 2021, the following changes occurred in governmental activities long-term obligations.

	<u>Issued</u>	<u>Due</u>	<u>Interest Rate</u>	<u>Balance 06/30/20</u>	<u>Increase</u>	<u>Decrease</u>	<u>Balance 06/30/21</u>	<u>Amount Due in One Year</u>
General obligation								
bonds	2020	2056	2.375-4.000%	\$ -	\$ 58,500,000	\$ -	\$ 58,500,000	\$ 2,400,000
Energy conservation								
loan - direct borrowing	2006	2021	3.96%	155,000	-	(155,000)	-	-
Tax anticipation								
notes - direct borrowing	2014	2024	3.00%	650,000	-	(155,000)	495,000	160,000
HB 264 bonds -								
direct borrowing	2014	2022	2.20%	600,000	-	(297,000)	303,000	303,000
Capital lease								
obligations - direct borrowing				257,982	732,222	(351,868)	638,336	135,304
Settlement payable				116,000	-	(29,000)	87,000	29,000
Net pension liability				51,769,694	5,415,021	-	57,184,715	-
Net OPEB liability				4,940,853	-	(508,971)	4,431,882	-
Compensated absences				<u>3,209,265</u>	<u>483,042</u>	<u>(212,251)</u>	<u>3,480,056</u>	<u>214,829</u>
Total				<u>\$ 61,698,794</u>	<u>\$ 65,130,285</u>	<u>\$ (1,709,090)</u>	<u>\$ 125,119,989</u>	<u>\$ 3,242,133</u>
Add: Unamortized premium							3,695,129	
Total on statement of net position							<u>\$ 128,815,118</u>	

Capital lease obligations will be paid from the general fund. See Note 9 for details.

Detail on the net pension liability and OPEB liability/asset can be found in Notes 13 and 14, respectively. The District pays obligations related to employee compensation from the fund benefitting from their services.

**NORTH CANTON CITY SCHOOL DISTRICT
STARK COUNTY, OHIO**

NOTES TO THE BASIC FINANCIAL STATEMENTS
FOR THE FISCAL YEAR ENDED JUNE 30, 2021

NOTE 10 - LONG-TERM OBLIGATIONS - (Continued)

Compensated absences will be paid from the fund from which the employee is paid, primarily the general fund and food service fund (a nonmajor governmental fund).

- B.** On September 17, 2020, the District issued school improvement bonds in the amount of \$58,500,000 for the purpose of paying the costs of constructing, furnishing, equipping, adding to, renovating, remodeling, rehabilitating, and otherwise improving school district buildings and facilities, and acquiring, clearing, equipping, and otherwise improving real estate for District purposes. Interest rates on the current interest bonds range from 2.375-4.000% with interest payments due on May 1 and November 1 of each year until final maturity at November 1, 2056. The debt will be retired through the debt service fund (a nonmajor governmental fund). At June 30, 2021, there were \$56,902,612 in unspent bond proceeds.

Principal and interest requirements to retire the 2020 general obligation bonds outstanding at June 30, 2021 are as follows:

Fiscal Year Ending	<u>2020 Bonds</u>		
	<u>Principal</u>	<u>Interest</u>	<u>Total</u>
2022	\$ 2,400,000	\$ 1,722,588	\$ 4,122,588
2023	2,255,000	1,652,763	3,907,763
2024	895,000	1,605,512	2,500,512
2025	920,000	1,578,287	2,498,287
2026	950,000	1,550,237	2,500,237
2027 - 2031	5,300,000	7,166,538	12,466,538
2032 - 2036	6,370,000	6,100,489	12,470,489
2037 - 2041	7,400,000	5,062,988	12,462,988
2042 - 2046	8,580,000	3,866,740	12,446,740
2047 - 2051	9,810,000	2,636,513	12,446,513
2052 - 2056	11,180,000	1,224,300	12,404,300
2057	2,440,000	36,600	2,476,600
Total	<u>\$ 58,500,000</u>	<u>\$ 34,203,555</u>	<u>\$ 92,703,555</u>

- C.** On September 21, 2005, the District issued an energy conservation loan for the purpose of upgrading buildings owned by the District to reduce energy consumption. The energy conservation loan is considered a direct borrowing. The loan was issued at 3.96% for 15 years with semi-annual payments due in June and December. The loan was retired from the debt service fund (a nonmajor governmental fund). As of June 30, 2021, there were no future obligations outstanding.
- D.** On August 8, 2013, the District issued tax anticipation notes for general improvements and technology upgrades. The tax anticipation notes are considered a direct borrowing. The notes were issued at 3.00%, have a final maturity date of December 1, 2023 and have semi-annual payments due in June and December. The notes will be retired from the permanent improvement fund (a nonmajor governmental fund).

The following is a summary of the future annual debt service requirements to maturity for the tax anticipation notes:

Fiscal Year Ending June 30	<u>Tax Anticipation Notes</u>		
	<u>Principal</u>	<u>Interest</u>	<u>Total</u>
2022	\$ 160,000	\$ 12,450	\$ 172,450
2023	165,000	7,575	172,575
2024	170,000	2,550	172,550
Total	<u>\$ 495,000</u>	<u>\$ 22,575</u>	<u>\$ 517,575</u>

**NORTH CANTON CITY SCHOOL DISTRICT
STARK COUNTY, OHIO**

NOTES TO THE BASIC FINANCIAL STATEMENTS
FOR THE FISCAL YEAR ENDED JUNE 30, 2021

NOTE 10 - LONG-TERM OBLIGATIONS - (Continued)

- E. On February 20, 2014, the District issued House Bill 264 Energy Conservation Improvement Bonds (HB 264) to improve energy efficiency throughout the District. The HB 264 Bonds are considered a direct borrowing. The bonds were issued at 2.20%, have a final maturity date of December 1, 2021 and have semi-annual payments due in June and December. The bonds will be retired from the debt service fund (a nonmajor governmental fund).

The following is a summary of the future annual debt service requirements to maturity for the Energy Conservation Improvement Bonds:

Fiscal Year Ending June 30,	HB264 Bonds		
	Principal	Interest	Total
2022	\$ 303,000	\$ 3,333	\$ 306,333
Total	\$ 303,000	\$ 3,333	\$ 306,333

- F. During fiscal year 2015, the District was party to legal proceedings in which it was required to pay a settlement of \$290,000. The settlement will be paid out over ten years and have a final payment in fiscal year 2024. The settlement will be retired from the general fund. The following is a summary of the future payments for the settlement payable:

Fiscal Year Ending June 30,	Settlement
	Payable
	Principal
2022	\$ 29,000
2023	29,000
2024	29,000
Total	\$ 87,000

G. Legal Debt Margin

The Ohio Revised Code provides that voted net general obligation debt of the District shall never exceed 9% of the total assessed valuation of the District. The code further provides that unvoted indebtedness shall not exceed 1/10 of 1% of the property valuation of the District. The code additionally states that unvoted indebtedness related to energy conservation debt shall not exceed 9/10 of 1% of the property valuation of the District. The assessed valuation used in determining the District's legal debt margin has been modified by House Bill 530 which became effective March 30, 2006. In accordance with House Bill 530, the assessed valuation used in the District's legal debt margin calculation excluded tangible personal property used in business, telephone or telegraph property, interexchange telecommunications company property, and personal property owned or leased by a railroad company and used in railroad operations. The effects of these debt limitations at June 30, 2021, are a voted debt margin of \$20,622,274 (including available funds of \$3,888,511), an unvoted debt margin of \$835,931, and an energy conservation debt margin of \$7,523,376.

**NORTH CANTON CITY SCHOOL DISTRICT
STARK COUNTY, OHIO**

NOTES TO THE BASIC FINANCIAL STATEMENTS
FOR THE FISCAL YEAR ENDED JUNE 30, 2021

NOTE 11 - OTHER EMPLOYEE BENEFITS

A. Compensated Absences

The criteria for determining vacation and sick leave components are derived from negotiated agreements and State laws. Classified employees earn ten to thirty days of vacation per fiscal year, depending upon the length of service. Accumulated, unused vacation time is paid to classified employees and administrators upon termination of employment. Teachers do not earn vacation time. Teachers, administrators and classified employees earn sick leave at the rate of one and one-fourth days per month. Sick leave may be accumulated up to a maximum of 327 days for classified personnel and 320 for certificated personnel. Upon completion of ten or more years of service with the District and retirement from the profession, payment is made for one-fourth of accrued, but unused sick leave credit up to a maximum of 68 days for both classified and certificated personnel. In addition, upon retirement for classified and certified personnel, \$14 and \$12, respectively, is paid for each day of sick leave accumulated above 200 days. Upon completion of ten or more years of service with the State, or other political subdivision, but less than ten years of service with the district and retirement from the profession, payment is made for one-fourth of accrued, but unused sick leave credit up to a maximum of 62 days for both classified and certificated personnel.

B. Insurance Benefits

The District provides life insurance and accidental death and dismemberment insurance to most employees through National Term Life Insurance Company.

NOTE 12 - RISK MANAGEMENT

A. Comprehensive

The District is exposed to various risks of loss related to torts; theft of, damage to, and destruction of assets; errors and omissions, injuries to employees and natural disasters. During fiscal year 2021, the District has contracted with private companies for various types of insurance as follows:

<u>Type of Coverage</u>	<u>Amount of Coverage</u>	<u>Deductible</u>
Buildings and Contents		
Replacement Cost	\$145,237,870	\$ 5,000
Inland Marine Coverage	various	500
Automobile Liability	1,000,000	0
Automobile Comprehensive	ACV	100
Automobile Collision	ACV	500
Uninsured Motorists	100,000	0
Employers Stop Gap Liability	1,000,000	0
School Leaders E&O Liability	1,000,000	2,500
Law Enforcement Professional Liability	1,000,000	2,500
Sexual Misconduct & Molestation Liability	1,000,000	0
Employee Benefits Liability	1,000,000	1,000
Umbrella Policy	10,000,000	10,000
ACV - Actual Cash Value		
General Liability:		
Per occurrence	1,000,000	0
Aggregate	2,000,000	0

Settled claims have not exceeded this commercial coverage in any of the past three years. There has been no significant reduction in coverage from the prior year.

**NORTH CANTON CITY SCHOOL DISTRICT
STARK COUNTY, OHIO**

NOTES TO THE BASIC FINANCIAL STATEMENTS
FOR THE FISCAL YEAR ENDED JUNE 30, 2021

NOTE 12 - RISK MANAGEMENT - (Continued)

B. Group Health and Dental Insurance

The District participates in the Stark County School Council of Governments Health Benefit Plan, a shared risk pool (Note 2.A.) to provide employee medical/surgical benefits. Rates are set through an annual calculation process. The District pays a monthly contribution which is placed in a common fund from which claim payments are made for all participating districts. The certified and classified staff pay 10% of medical, dental and vision premiums monthly.

Claims are paid for all participants regardless of claims flow. Upon termination, all District claims would be paid without regard to the District's account balance or the Directors have the right to hold monies for an exiting school district subsequent to the settlement of all expenses and claims.

C. Workers' Compensation

The District participates in a workers compensation program jointly sponsored by the Ohio Association of School Business Officials (OASBO) and the Ohio School Board Association (OSBA), known as SchoolComp. CompManagement, Inc. (CMI) is the program's third party administrator. SchoolComp serves to group its members' risks for the purpose of obtaining a favorable experience rating to determine its premium liability to the Ohio Bureau of Workers' Compensation (OBWC) and the Ohio Workers' Compensation Fund. This may be accomplished through participation in a group rating program or through group retrospective rating. The District has chosen to participate in a group rating program for fiscal year 2021. Participation in SchoolComp is restricted to members who meet enrollment criteria and are jointly in good standing with OASBO and OSBA. OASBO and OSBA are certified sponsors recognized by OBWC.

NOTE 13 - DEFINED BENEFIT PENSION PLANS

The Statewide retirement systems provide both pension benefits and other postemployment benefits (OPEB).

Net Pension Liability/Net OPEB Liability/Asset

Pensions and OPEB are a component of exchange transactions—between an employer and its employees—of salaries and benefits for employee services. Pensions/OPEB are provided to an employee—on a deferred-payment basis—as part of the total compensation package offered by an employer for employee services each financial period.

The net pension/OPEB liability (asset) represent the District's proportionate share of each pension/OPEB plan's collective actuarial present value of projected benefit payments attributable to past periods of service, net of each pension/OPEB plan's fiduciary net position. The net pension/OPEB liability (asset) calculation is dependent on critical long-term variables, including estimated average life expectancies, earnings on investments, cost of living adjustments and others. While these estimates use the best information available, unknowable future events require adjusting these estimates annually.

Ohio Revised Code limits the District's obligation for this liability to annually required payments. The District cannot control benefit terms or the manner in which pensions/OPEB are financed; however, the District does receive the benefit of employees' services in exchange for compensation including pension and OPEB.

**NORTH CANTON CITY SCHOOL DISTRICT
STARK COUNTY, OHIO**

NOTES TO THE BASIC FINANCIAL STATEMENTS
FOR THE FISCAL YEAR ENDED JUNE 30, 2021

NOTE 13 - DEFINED BENEFIT PENSION PLANS - (Continued)

GASB 68/75 assumes the liability is solely the obligation of the employer, because (1) they benefit from employee services; and (2) State statute requires funding to come from these employers. All pension contributions to date have come solely from these employers (which also includes pension costs paid in the form of withholdings from employees). The retirement systems may allocate a portion of the employer contributions to provide for these OPEB benefits. In addition, health care plan enrollees pay a portion of the health care costs in the form of a monthly premium. State statute requires the retirement systems to amortize unfunded pension liabilities within 30 years. If the pension amortization period exceeds 30 years, each retirement system’s board must propose corrective action to the State legislature. Any resulting legislative change to benefits or funding could significantly affect the net pension/OPEB liability (asset). Resulting adjustments to the net pension/OPEB liability (asset) would be effective when the changes are legally enforceable. The Ohio revised Code permits, but does not require the retirement systems to provide healthcare to eligible benefit recipients.

The remainder of this note includes the required pension disclosures. See Note 14 for the required OPEB disclosures.

The proportionate share of each plan’s unfunded benefits is presented as a long-term *net pension/OPEB liability (asset)* on the accrual basis of accounting. Any liability for the contractually-required pension contribution outstanding at the end of the year is included in pension and postemployment benefits payable on both the accrual and modified accrual bases of accounting.

Plan Description - School Employees Retirement System (SERS)

Plan Description - The District non-teaching employees participate in SERS, a cost-sharing multiple-employer defined benefit pension plan administered by SERS. SERS provides retirement, disability and survivor benefits, annual cost-of-living adjustments, and death benefits to plan members and beneficiaries. Authority to establish and amend benefits is provided by Ohio Revised Code Chapter 3309. SERS issues a publicly available, stand-alone financial report that includes financial statements, required supplementary information and detailed information about SERS’ fiduciary net position. That report can be obtained by visiting the SERS website at www.ohsers.org under Employers/Audit Resources.

Age and service requirements for retirement are as follows:

	Eligible to Retire on or before August 1, 2017 *	Eligible to Retire after August 1, 2017
Full benefits	Any age with 30 years of service credit	Age 67 with 10 years of service credit; or Age 57 with 30 years of service credit
Actuarially reduced benefits	Age 60 with 5 years of service credit; or Age 55 with 25 years of service credit	Age 62 with 10 years of service credit; or Age 60 with 25 years of service credit

* Members with 25 years of service credit as of August 1, 2017 will be included in this plan.

Annual retirement benefits are calculated based on final average salary multiplied by a percentage that varies based on years of service; 2.2% for the first thirty years of service and 2.5% for years of service credit over 30. Final average salary is the average of the highest three years of salary.

Effective January 1, 2018, SERS cost-of-living adjustment (COLA) changed from a fixed 3% annual increase to one based on the Consumer Price Index (CPI-W) with a cap of 2.5% and a floor of 0%. SERS also has the authority to award or suspend the COLA, or to adjust the COLA above or below CPI-W. SERS suspended the COLA increases for 2018, 2019 and 2020 for current retirees, and confirmed their intent to implement a four-year waiting period for the start of a COLA for future retirees. For 2021, the COLA was 0.5%.

**NORTH CANTON CITY SCHOOL DISTRICT
STARK COUNTY, OHIO**

NOTES TO THE BASIC FINANCIAL STATEMENTS
FOR THE FISCAL YEAR ENDED JUNE 30, 2021

NOTE 13 - DEFINED BENEFIT PENSION PLANS - (Continued)

Funding Policy - Plan members are required to contribute 10% of their annual covered salary and the District is required to contribute 14% of annual covered payroll. The contribution requirements of plan members and employers are established and may be amended by the SERS' Retirement Board up to statutory maximum amounts of 10% for plan members and 14% for employers. The Retirement Board, acting with the advice of the actuary, allocates the employer contribution rate among four of the System's funds (Pension Trust Fund, Death Benefit Fund, Medicare B Fund, and Health Care Fund). For the fiscal year ended June 30, 2021, the allocation to pension, death benefits, and Medicare B was 14.0%.

The District's contractually required contribution to SERS was \$976,765 for fiscal year 2021. Of this amount, \$112,403 is reported as pension and postemployment benefits payable.

Plan Description - State Teachers Retirement System (STRS)

Plan Description - Licensed teachers participate in STRS, a cost-sharing multiple-employer public employee retirement system administered by STRS. STRS provides retirement and disability benefits to members and death and survivor benefits to beneficiaries. STRS issues a stand-alone financial report that includes financial statements, required supplementary information and detailed information about STRS' fiduciary net position. That report can be obtained by writing to STRS, 275 E. Broad St., Columbus, OH 43215-3771, by calling (888) 227-7877, or by visiting the STRS website at www.strsoh.org.

New members have a choice of three retirement plans: a Defined Benefit (DB) Plan, a Defined Contribution (DC) Plan and a Combined (CO) Plan. Benefits are established by Ohio Revised Code Chapter 3307. The DB Plan offers an annual retirement allowance based on final average salary multiplied by a percentage that varies based on years of service. Effective August 1, 2015, the calculation will be 2.2% of final average salary for the five highest years of earnings multiplied by all years of service. Effective July 1, 2017, the cost-of-living adjustment was reduced to zero. Members are eligible to retire at age 60 with five years of qualifying service credit, or age 55 with 28 years of service, or 33 years of service regardless of age. Eligibility changes will be phased in until August 1, 2026, when retirement eligibility for unreduced benefits will be five years of service credit and age 65, or 35 years of service credit and at least age 60.

The DC Plan allows members to place all of their member contributions and 9.53% of the 14% employer contributions into an investment account. Investment allocation decisions are determined by the member. The remaining 4.47% of the 14% employer rate is allocated to the defined benefit unfunded liability. A member is eligible to receive a retirement benefit at age 50 and termination of employment. The member may elect to receive a lifetime monthly annuity or a lump sum withdrawal.

The Combined Plan offers features of both the DB Plan and the DC Plan. In the Combined Plan, 12% of the 14% member rate goes to the DC Plan and the remaining 2% is applied to the DB Plan. Member contributions to the DC Plan are allocated among investment choices by the member, and contributions to the DB Plan from the employer and the member are used to fund the defined benefit payment at a reduced level from the regular DB Plan. The defined benefit portion of the Combined Plan payment is payable to a member on or after age 60 with five years of service. The defined contribution portion of the account may be taken as a lump sum payment or converted to a lifetime monthly annuity after termination of employment at age 50 and after termination of employment.

New members who choose the DC Plan or Combined Plan will have another opportunity to reselect a permanent plan during their fifth year of membership. Members may remain in the same plan or transfer to another STRS plan. The optional annuitization of a member's defined contribution account or the defined contribution portion of a member's Combined Plan account to a lifetime benefit results in STRS bearing the risk of investment gain or loss on the account. STRS has therefore included all three plan options as one defined benefit plan for GASB 68 reporting purposes.

**NORTH CANTON CITY SCHOOL DISTRICT
STARK COUNTY, OHIO**

NOTES TO THE BASIC FINANCIAL STATEMENTS
FOR THE FISCAL YEAR ENDED JUNE 30, 2021

NOTE 13 - DEFINED BENEFIT PENSION PLANS - (Continued)

A DB or Combined Plan member with five or more years of credited service who is determined to be disabled may qualify for a disability benefit. Eligible survivors of members who die before service retirement may qualify for monthly benefits. New members on or after July 1, 2013, must have at least ten years of qualifying service credit to apply for disability benefits. Members in the DC Plan who become disabled are entitled only to their account balance. If a member of the DC Plan dies before retirement benefits begin, the member's designated beneficiary is entitled to receive the member's account balance.

Funding Policy - Employer and member contribution rates are established by the State Teachers Retirement Board and limited by Chapter 3307 of the Ohio Revised Code. For fiscal year 2021, plan members were required to contribute 14% of their annual covered salary. The District was required to contribute 14%; the entire 14% was the portion used to fund pension obligations. The fiscal year 2021 contribution rates were equal to the statutory maximum rates.

The District's contractually required contribution to STRS was \$3,236,940 for fiscal year 2021. Of this amount, \$572,004 is reported as pension and postemployment benefits payable.

Pension Liabilities, Pension Expense, and Deferred Outflows of Resources and Deferred Inflows of Resources Related to Pensions

The net pension liability was measured as of June 30, 2020, and the total pension liability used to calculate the net pension liability was determined by an actuarial valuation as of that date. The District's proportion of the net pension liability was based on the District's share of contributions to the pension plan relative to the projected contributions of all participating entities.

Following is information related to the proportionate share and pension expense:

	<u>SERS</u>	<u>STRS</u>	<u>Total</u>
Proportion of the net pension liability prior measurement date	0.19167450%	0.18224087%	
Proportion of the net pension liability current measurement date	<u>0.19691660%</u>	<u>0.18250715%</u>	
Change in proportionate share	<u>0.00524210%</u>	<u>0.00026628%</u>	
Proportionate share of the net pension liability	\$ 13,024,479	\$ 44,160,236	\$ 57,184,715
Pension expense	\$ 1,277,510	\$ 4,786,177	\$ 6,063,687

**NORTH CANTON CITY SCHOOL DISTRICT
STARK COUNTY, OHIO**

NOTES TO THE BASIC FINANCIAL STATEMENTS
FOR THE FISCAL YEAR ENDED JUNE 30, 2021

NOTE 13 - DEFINED BENEFIT PENSION PLANS - (Continued)

At June 30, 2021, the District reported deferred outflows of resources and deferred inflows of resources related to pensions from the following sources:

	<u>SERS</u>	<u>STRS</u>	<u>Total</u>
Deferred outflows of resources			
Differences between expected and actual experience	\$ 25,300	\$ 99,084	\$ 124,384
Net difference between projected and actual earnings on pension plan investments	826,789	2,147,516	2,974,305
Changes of assumptions	-	2,370,551	2,370,551
Difference between employer contributions and proportionate share of contributions/ change in proportionate share	170,672	-	170,672
Contributions subsequent to the measurement date	<u>976,765</u>	<u>3,236,940</u>	<u>4,213,705</u>
Total deferred outflows of resources	<u>\$ 1,999,526</u>	<u>\$ 7,854,091</u>	<u>\$ 9,853,617</u>
	<u>SERS</u>	<u>STRS</u>	<u>Total</u>
Deferred inflows of resources			
Differences between expected and actual experience	\$ -	\$ 282,374	\$ 282,374
Difference between employer contributions and proportionate share of contributions/ change in proportionate share	<u>38,341</u>	<u>1,222,385</u>	<u>1,260,726</u>
Total deferred inflows of resources	<u>\$ 38,341</u>	<u>\$ 1,504,759</u>	<u>\$ 1,543,100</u>

\$4,213,705 reported as deferred outflows of resources related to pension resulting from District contributions subsequent to the measurement date will be recognized as a reduction of the net pension liability in the fiscal year ending June 30, 2022.

Other amounts reported as deferred outflows of resources and deferred inflows of resources related to pension will be recognized in pension expense as follows:

	<u>SERS</u>	<u>STRS</u>	<u>Total</u>
Fiscal Year Ending June 30:			
2022	\$ 68,117	\$ 533,961	\$ 602,078
2023	312,824	536,488	849,312
2024	344,623	1,073,935	1,418,558
2025	<u>258,856</u>	<u>968,008</u>	<u>1,226,864</u>
Total	<u>\$ 984,420</u>	<u>\$ 3,112,392</u>	<u>\$ 4,096,812</u>

**NORTH CANTON CITY SCHOOL DISTRICT
STARK COUNTY, OHIO**

NOTES TO THE BASIC FINANCIAL STATEMENTS
FOR THE FISCAL YEAR ENDED JUNE 30, 2021

NOTE 13 - DEFINED BENEFIT PENSION PLANS - (Continued)

Actuarial Assumptions - SERS

SERS' total pension liability was determined by their actuaries in accordance with GASB Statement No. 67, as part of their annual actuarial valuation for each defined benefit retirement plan. Actuarial valuations of an ongoing plan involve estimates of the value of reported amounts (e.g., salaries, credited service) and assumptions about the probability of occurrence of events far into the future (e.g., mortality, disabilities, retirements, employment termination). Actuarially determined amounts are subject to continual review and potential modifications, as actual results are compared with past expectations and new estimates are made about the future.

Projections of benefits for financial reporting purposes are based on the substantive plan (the plan as understood by the employers and plan members) and include the types of benefits provided at the time of each valuation and the historical pattern of sharing benefit costs between the employers and plan members to that point. The projection of benefits for financial reporting purposes does not explicitly incorporate the potential effects of legal or contractual funding limitations.

Actuarial calculations reflect a long-term perspective. For a newly hired employee, actuarial calculations will take into account the employee's entire career with the employer and also take into consideration the benefits, if any, paid to the employee after termination of employment until the death of the employee and any applicable contingent annuitant. In many cases actuarial calculations reflect several decades of service with the employer and the payment of benefits after termination.

Key methods and assumptions used in calculating the total pension liability in the latest actuarial valuation, prepared as of June 30, 2020, are presented below:

Wage inflation	3.00%
Future salary increases, including inflation	3.50% to 18.20%
COLA or ad hoc COLA	2.50%
Investment rate of return	7.50% net of investment expense, including inflation
Actuarial cost method	Entry age normal (level percent of payroll)

For 2020, the mortality rates were based on the RP-2014 Blue Collar Mortality Table with fully generational projection and a five-year age set-back for both males and females. Mortality among service retired members, and beneficiaries were based upon the RP-2014 Blue Collar Mortality Table with fully generational projection with Scale BB, 120% of male rates, and 110% of female rates. Mortality among disabled members was based upon the RP-2000 Disabled Mortality Table, 90% for male rates and 100% for female rates, set back five years is used for the period after disability retirement.

The most recent experience study was completed for the five year period ended June 30, 2015.

The long-term return expectation for the Pension Plan Investments has been determined using a building-block approach and assumes a time horizon, as defined in SERS' *Statement of Investment Policy*. A forecasted rate of inflation serves as the baseline for the return expectation. Various real return premiums over the baseline inflation rate have been established for each asset class. The long-term expected nominal rate of return has been determined by calculating a weighted average of the expected real return premiums for each asset class, adding the projected inflation rate, and adding the expected return from rebalancing uncorrelated asset classes.

**NORTH CANTON CITY SCHOOL DISTRICT
STARK COUNTY, OHIO**

NOTES TO THE BASIC FINANCIAL STATEMENTS
FOR THE FISCAL YEAR ENDED JUNE 30, 2021

NOTE 13 - DEFINED BENEFIT PENSION PLANS - (Continued)

The target allocation and best estimates of arithmetic real rates of return for each major asset class are summarized in the following table:

Asset Class	Target Allocation	Long-Term Expected Real Rate of Return
Cash	2.00 %	1.85 %
US Equity	22.50	5.75
International Equity	22.50	6.50
Fixed Income	19.00	2.85
Private Equity	12.00	7.60
Real Assets	17.00	6.60
Multi-Asset Strategies	5.00	6.65
Total	100.00 %	

Discount Rate - The total pension liability was calculated using the discount rate of 7.50%. The projection of cash flows used to determine the discount rate assumed the contributions from employers and from the members would be computed based on contribution requirements as stipulated by State statute. Projected inflows from investment earnings were calculated using the long-term assumed investment rate of return (7.50%). Based on those assumptions, the plan's fiduciary net position was projected to be available to make all future benefit payments of current plan members. Therefore, the long-term expected rate of return on pension plan investments was applied to all periods of projected benefits to determine the total pension liability.

Sensitivity of the District's Proportionate Share of the Net Pension Liability to Changes in the Discount Rate - Net pension liability is sensitive to changes in the discount rate, and to illustrate the potential impact the following table presents the net pension liability calculated using the discount rate of 7.50%, as well as what each plan's net pension liability would be if it were calculated using a discount rate that is one percentage point lower (6.50%), or one percentage point higher (8.50%) than the current rate.

	1% Decrease	Current Discount Rate	1% Increase
District's proportionate share of the net pension liability	\$ 17,841,946	\$ 13,024,479	\$ 8,982,533

Actuarial Assumptions - STRS

Key methods and assumptions used in the latest actuarial valuation, reflecting experience study results used in the July 1, 2020, actuarial valuation are presented below:

	July 1, 2020
Inflation	2.50%
Projected salary increases	12.50% at age 20 to 2.50% at age 65
Investment rate of return	7.45%, net of investment expenses, including inflation
Payroll increases	3.00%
Cost-of-living adjustments (COLA)	0.00%

**NORTH CANTON CITY SCHOOL DISTRICT
STARK COUNTY, OHIO**

NOTES TO THE BASIC FINANCIAL STATEMENTS
FOR THE FISCAL YEAR ENDED JUNE 30, 2021

NOTE 13 - DEFINED BENEFIT PENSION PLANS - (Continued)

For the July 1, 2020, actuarial valuation, post-retirement mortality rates for healthy retirees are based on the RP-2014 Annuitant Mortality Table with 50% of rates through age 69, 70% of rates between ages 70 and 79, 90% of rates between ages 80 and 84, and 100% of rates thereafter, projected forward generationally using mortality improvement scale MP-2016. Post-retirement disabled mortality rates are based on the RP-2014 Disabled Mortality Table with 90% of rates for males and 100% of rates for females, projected forward generationally using mortality improvement scale MP-2016. Pre-retirement mortality rates are based on RP-2014 Employee Mortality Table, projected forward generationally using mortality improvement scale MP-2016.

Actuarial assumptions used in the July 1, 2020 valuation are based on the results of an actuarial experience study for the period July 1, 2011 through June 30, 2016.

STRS Ohio's investment consultant develops an estimate range for the investment return assumption based on the target allocation adopted by the Retirement Board. The target allocation and long-term expected rate of return for each major asset class are summarized as follows:

<u>Asset Class</u>	<u>Target Allocation</u>	<u>Long-Term Expected Real Rate of Return *</u>
Domestic Equity	28.00 %	7.35 %
International Equity	23.00	7.55
Alternatives	17.00	7.09
Fixed Income	21.00	3.00
Real Estate	10.00	6.00
Liquidity Reserves	1.00	2.25
Total	<u>100.00 %</u>	

**10-Year geometric nominal returns, which include the real rate of return and inflation of 2.25% and does not include investment expenses. Over a 30-year period, STRS' investment consultant indicates that the above target allocations should generate a return above the actuarial rate of return, without net value added by management.

Discount Rate - The discount rate used to measure the total pension liability was 7.45% as of June 30, 2020. The projection of cash flows used to determine the discount rate assumes member and employer contributions will be made at the statutory contribution rates in accordance with rate increases described above. For this purpose, only employer contributions that are intended to fund benefits of current plan members and their beneficiaries are included. Projected employer contributions that are intended to fund the service costs of future plan members and their beneficiaries, as well as projected contributions from future plan members, are not included. Based on those assumptions, STRS' fiduciary net position was projected to be available to make all projected future benefit payments to current plan members as of June 30, 2020. Therefore, the long-term expected rate of return on pension plan investments of 7.45% was applied to all periods of projected benefit payment to determine the total pension liability as of June 30, 2020.

Sensitivity of the District's Proportionate Share of the Net Pension Liability to Changes in the Discount Rate - The following table presents the District's proportionate share of the net pension liability calculated using the current period discount rate assumption of 7.45%, as well as what the District's proportionate share of the net pension liability would be if it were calculated using a discount rate that is one-percentage-point lower (6.45%) or one-percentage-point higher (8.45%) than the current rate:

	<u>1% Decrease</u>	<u>Current Discount Rate</u>	<u>1% Increase</u>
District's proportionate share of the net pension liability	\$ 62,876,489	\$ 44,160,236	\$ 28,299,772

**NORTH CANTON CITY SCHOOL DISTRICT
STARK COUNTY, OHIO**

NOTES TO THE BASIC FINANCIAL STATEMENTS
FOR THE FISCAL YEAR ENDED JUNE 30, 2021

NOTE 14 - DEFINED BENEFIT OPEB PLANS

Net OPEB Liability/Asset

See Note 13 for a description of the net OPEB liability (asset).

Plan Description - School Employees Retirement System (SERS)

Health Care Plan Description - The District contributes to the SERS Health Care Fund, administered by SERS for non-certificated retirees and their beneficiaries. For GASB 75 purposes, this plan is considered a cost-sharing other postemployment benefit (OPEB) plan. SERS' Health Care Plan provides healthcare benefits to eligible individuals receiving retirement, disability, and survivor benefits, and to their eligible dependents. Members who retire after June 1, 1986, need 10 years of service credit, exclusive of most types of purchased credit, to qualify to participate in SERS' health care coverage. In addition to age and service retirees, disability benefit recipients and beneficiaries who are receiving monthly benefits due to the death of a member or retiree, are eligible for SERS' health care coverage. Most retirees and dependents choosing SERS' health care coverage are over the age of 65 and therefore enrolled in a fully insured Medicare Advantage plan; however, SERS maintains a traditional, self-insured preferred provider organization for its non-Medicare retiree population. For both groups, SERS offers a self-insured prescription drug program. Health care is a benefit that is permitted, not mandated, by statute. The financial report of the Plan is included in the SERS Comprehensive Annual Financial Report which can be obtained on SERS' website at www.ohsers.org under Employers/Audit Resources.

Access to health care for retirees and beneficiaries is permitted in accordance with Section 3309 of the Ohio Revised Code. The Health Care Fund was established and is administered in accordance with Internal Revenue Code Section 105(e). SERS' Retirement Board reserves the right to change or discontinue any health plan or program. Active employee members do not contribute to the Health Care Plan. The SERS Retirement Board established the rules for the premiums paid by the retirees for health care coverage for themselves and their dependents or for their surviving beneficiaries. Premiums vary depending on the plan selected, qualified years of service, Medicare eligibility, and retirement status.

Funding Policy - State statute permits SERS to fund the health care benefits through employer contributions. Each year, after the allocation for statutorily required pensions and benefits, the Retirement Board may allocate the remainder of the employer contribution of 14% of covered payroll to the Health Care Fund in accordance with the funding policy. For the fiscal year ended June 30, 2021, SERS did not allocate any employer contributions to post-employment health care. An additional health care surcharge on employers is collected for employees earning less than an actuarially determined minimum compensation amount, pro-rated if less than a full year of service credit was earned. For fiscal year 2021, this amount was \$23,000. Statutes provide that no employer shall pay a health care surcharge greater than 2% of that employer's SERS-covered payroll; nor may SERS collect in aggregate more than 1.5% of the total statewide SERS-covered payroll for the health care surcharge. For fiscal year 2021, the District's surcharge obligation was \$132,284.

The surcharge added to the allocated portion of the 14% employer contribution rate is the total amount assigned to the Health Care Fund. The District's contractually required contribution to SERS was \$132,284 for fiscal year 2021. Of this amount, \$132,284 is reported as pension and postemployment benefits payable.

Plan Description - State Teachers Retirement System (STRS)

Plan Description – The State Teachers Retirement System of Ohio (STRS) administers a cost-sharing Health Plan administered for eligible retirees who participated in the defined benefit or combined pension plans offered by STRS. Ohio law authorizes STRS to offer this plan. Benefits include hospitalization, physicians' fees, prescription drugs and partial reimbursement of monthly Medicare Part B premiums. Medicare Part B premium reimbursements were discontinued effective January 1, 2021. The Plan is included in the report of STRS which can be obtained by visiting www.strsoh.org or by calling (888) 227-7877.

**NORTH CANTON CITY SCHOOL DISTRICT
STARK COUNTY, OHIO**

NOTES TO THE BASIC FINANCIAL STATEMENTS
FOR THE FISCAL YEAR ENDED JUNE 30, 2021

NOTE 14 - DEFINED BENEFIT OPEB PLANS - (Continued)

Funding Policy – Ohio Revised Code Chapter 3307 authorizes STRS to offer the Plan and gives the Retirement Board discretionary authority over how much, if any, of the health care costs will be absorbed by STRS. Active employee members do not contribute to the Health Care Plan. Nearly all health care plan enrollees, for the most recent year, pay a portion of the health care costs in the form of a monthly premium. Under Ohio law, funding for post-employment health care may be deducted from employer contributions, currently 14% of covered payroll. For the fiscal year ended June 30, 2021, STRS did not allocate any employer contributions to post-employment health care.

OPEB Liabilities/Assets, OPEB Expense, and Deferred Outflows of Resources and Deferred Inflows of Resources Related to OPEB

The net OPEB liability/asset was measured as of June 30, 2020, and the total OPEB liability/asset used to calculate the net OPEB liability/asset was determined by an actuarial valuation as of that date. The District's proportion of the net OPEB liability/asset was based on the District's share of contributions to the respective retirement systems relative to the contributions of all participating entities.

Following is information related to the proportionate share and OPEB expense:

	<u>SERS</u>	<u>STRS</u>	<u>Total</u>
Proportion of the net OPEB liability/asset prior measurement date	0.19647180%	0.18224087%	
Proportion of the net OPEB liability/asset current measurement date	<u>0.20392150%</u>	<u>0.18250715%</u>	
Change in proportionate share	<u>0.00744970%</u>	<u>0.00026628%</u>	
Proportionate share of the net OPEB liability	\$ 4,431,882	\$ -	\$ 4,431,882
Proportionate share of the net OPEB asset	\$ -	\$ (3,207,562)	\$ (3,207,562)
OPEB expense	\$ (84,634)	\$ (291,702)	\$ (376,336)

At June 30, 2021, the District reported deferred outflows of resources and deferred inflows of resources related to OPEB from the following sources:

	<u>SERS</u>	<u>STRS</u>	<u>Total</u>
Deferred outflows of resources			
Differences between expected and actual experience	\$ 58,207	\$ 205,527	\$ 263,734
Net difference between projected and actual earnings on OPEB plan investments	49,937	112,413	162,350
Changes of assumptions	755,481	52,947	808,428
Difference between employer contributions and proportionate share of contributions/change in proportionate share	158,155	371	158,526
Contributions subsequent to the measurement date	<u>132,284</u>	<u>-</u>	<u>132,284</u>
Total deferred outflows of resources	<u>\$ 1,154,064</u>	<u>\$ 371,258</u>	<u>\$ 1,525,322</u>

**NORTH CANTON CITY SCHOOL DISTRICT
STARK COUNTY, OHIO**

NOTES TO THE BASIC FINANCIAL STATEMENTS
FOR THE FISCAL YEAR ENDED JUNE 30, 2021

NOTE 14 - DEFINED BENEFIT OPEB PLANS - (Continued)

	<u>SERS</u>	<u>STRS</u>	<u>Total</u>
Deferred inflows of resources			
Differences between expected and actual experience	\$ 2,253,922	\$ 638,903	\$ 2,892,825
Changes of assumptions	111,628	3,046,647	3,158,275
Difference between employer contributions and proportionate share of contributions/ change in proportionate share	<u>196,342</u>	<u>311,342</u>	<u>507,684</u>
Total deferred inflows of resources	<u>\$ 2,561,892</u>	<u>\$ 3,996,892</u>	<u>\$ 6,558,784</u>

\$132,284 reported as deferred outflows of resources related to OPEB resulting from District contributions subsequent to the measurement date will be recognized as a reduction of the net OPEB liability/asset in the fiscal year ending June 30, 2022.

Other amounts reported as deferred outflows of resources and deferred inflows of resources related to OPEB will be recognized in OPEB expense as follows:

	<u>SERS</u>	<u>STRS</u>	<u>Total</u>
Fiscal Year Ending June 30:			
2022	\$ (328,342)	\$ (929,273)	\$ (1,257,615)
2023	(324,730)	(853,186)	(1,177,916)
2024	(325,317)	(826,492)	(1,151,809)
2025	(293,615)	(712,620)	(1,006,235)
2026	(202,156)	(149,123)	(351,279)
Thereafter	<u>(65,952)</u>	<u>(154,942)</u>	<u>(220,894)</u>
Total	<u>\$ (1,540,112)</u>	<u>\$ (3,625,636)</u>	<u>\$ (5,165,748)</u>

Actuarial Assumptions - SERS

The total OPEB liability is determined by SERS' actuaries in accordance with GASB Statement No. 74, as part of their annual actuarial valuation for each retirement plan. Actuarial valuations of an ongoing plan involve estimates of the value of reported amounts (e.g., salaries, credited service) and assumptions about the probability of occurrence of events far into the future (e.g., mortality, disabilities, retirements, employment terminations). Actuarially determined amounts are subject to continual review and potential modifications, as actual results are compared with past expectations and new estimates are made about the future.

Projections of benefits for financial reporting purposes are based on the substantive plan (the plan as understood by the employers and plan members) and include the types of benefits provided at the time of each valuation and the historical pattern of sharing benefit costs between the employers and plan members to that point. The projection of benefits for financial reporting purposes does not explicitly incorporate the potential effects of legal or contractual funding limitations.

Actuarial calculations reflect a long-term perspective. For a newly hired employee, actuarial calculations will take into account the employee's entire career with the employer and also take into consideration the benefits, if any, paid to the employee after termination of employment until the death of the employee and any applicable contingent annuitant. In many cases, actuarial calculations reflect several decades of service with the employer and the payment of benefits after termination.

**NORTH CANTON CITY SCHOOL DISTRICT
STARK COUNTY, OHIO**

NOTES TO THE BASIC FINANCIAL STATEMENTS
FOR THE FISCAL YEAR ENDED JUNE 30, 2021

NOTE 14 - DEFINED BENEFIT OPEB PLANS - (Continued)

Key methods and assumptions used in calculating the total OPEB liability in the latest actuarial valuation date of June 30, 2020 are presented below:

Wage inflation	3.00%
Future salary increases, including inflation	3.50% to 18.20%
Investment rate of return	7.50% net of investment expense, including inflation
Municipal bond index rate:	
Measurement date	2.45%
Prior measurement date	3.13%
Single equivalent interest rate, net of plan investment expense, including price inflation:	
Measurement date	2.63%
Prior measurement date	3.22%
Medical trend assumption:	
Measurement date	
Medicare	5.25 to 4.75%
Pre-Medicare	7.00 to 4.75%
Prior measurement date	
Medicare	5.25 to 4.75%
Pre-Medicare	7.00 to 4.75%

Mortality rates were based on the RP-2014 Blue Collar Mortality Table with fully generational projection and Scale BB, 120% of male rates and 110% of female rates. RP-2000 Disabled Mortality Table with 90% for male rates and 100% for female rates set back five years.

The most recent experience study was completed for the five year period ended June 30, 2015.

The long-term expected rate of return on plan assets is reviewed as part of the actuarial five-year experience study. The most recent study covers fiscal years 2010 through 2015, and was adopted by the Board on April 21, 2016. Several factors are considered in evaluating the long-term rate of return assumption including long-term historical data, estimates inherent in current market data, and a log-normal distribution analysis in which best-estimate ranges of expected future real rates of return were developed by the investment consultant for each major asset class. These ranges were combined to produce the long-term expected rate of return, 7.50%, by weighting the expected future real rates of return by the target asset allocation percentage and then adding expected inflation. The capital market assumptions developed by the investment consultant are intended for use over a 10-year horizon and may not be useful in setting the long-term rate of return for funding pension plans which covers a longer timeframe. The assumption is intended to be a long-term assumption and is not expected to change absent a significant change in the asset allocation, a change in the inflation assumption, or a fundamental change in the market that alters expected returns in future years.

**NORTH CANTON CITY SCHOOL DISTRICT
STARK COUNTY, OHIO**

NOTES TO THE BASIC FINANCIAL STATEMENTS
FOR THE FISCAL YEAR ENDED JUNE 30, 2021

NOTE 14 - DEFINED BENEFIT OPEB PLANS - (Continued)

The target asset allocation and best estimates of arithmetic real rates of return for each major asset class, as used in the June 30, 2015 five-year experience study, are summarized as follows:

Asset Class	Target Allocation	Long-Term Expected Real Rate of Return
Cash	2.00 %	1.85 %
US Equity	22.50	5.75
International Equity	22.50	6.50
Fixed Income	19.00	2.85
Private Equity	12.00	7.60
Real Assets	17.00	6.60
Multi-Asset Strategies	5.00	6.65
Total	<u>100.00 %</u>	

Discount Rate - The discount rate used to measure the total OPEB liability at June 30, 2020 was 2.63%. The discount rate used to measure total OPEB liability prior to June 30, 2019 was 3.22%. The projection of cash flows used to determine the discount rate assumed that contributions will be made from members and the System at the state statute contribution rate of 1.50% of projected covered employee payroll each year, which includes a 1.50% payroll surcharge and no contributions from the basic benefits plan. Based on these assumptions, the OPEB plan's fiduciary net position was projected to become insufficient to make future benefit payments during the fiscal year ending June 30, 2025. Therefore, the long-term expected rate of return on OPEB plan assets was used to present value the projected benefit payments through the fiscal year ending June 30, 2034 and the Fidelity General Obligation 20-year Municipal Bond Index rate of 2.45%, as of June 30, 2020 (i.e. municipal bond rate), was used to present value the projected benefit payments for the remaining years in the projection. A municipal bond rate of 3.13% was used as of June 30, 2019. The total present value of projected benefit payments from all years was then used to determine the single rate of return that was used as the discount rate. The projection of future benefit payments for all current plan members was until the benefit payments ran out.

Sensitivity of the District's Proportionate Share of the Net OPEB Liability to Changes in the Discount Rate and Changes in the Health Care Cost Trend Rates - The net OPEB liability is sensitive to changes in the discount rate and the health care cost trend rate. The following table presents the net OPEB liability of SERS, what SERS' net OPEB liability would be if it were calculated using a discount rate that is 1 percentage point lower (1.63%) and higher (3.63%) than the current discount rate (2.63%). Also shown is what SERS' net OPEB liability would be based on health care cost trend rates that are 1 percentage point lower (6.00% decreasing to 3.75%) and higher (8.00% decreasing to 5.75%) than the current rate (7.00% decreasing to 4.75%).

	1% Decrease	Current Discount Rate	1% Increase
District's proportionate share of the net OPEB liability	\$ 5,424,513	\$ 4,431,882	\$ 3,642,741

	1% Decrease	Current Trend Rate	1% Increase
District's proportionate share of the net OPEB liability	\$ 3,489,770	\$ 4,431,882	\$ 5,691,726

**NORTH CANTON CITY SCHOOL DISTRICT
STARK COUNTY, OHIO**

NOTES TO THE BASIC FINANCIAL STATEMENTS
FOR THE FISCAL YEAR ENDED JUNE 30, 2021

NOTE 14 - DEFINED BENEFIT OPEB PLANS - (Continued)

Actuarial Assumptions - STRS

Key methods and assumptions used in the latest actuarial valuation, reflecting experience study results used in the July 1, 2020, actuarial valuation, compared with July 1, 2019, are presented below:

	July 1, 2020		July 1, 2019	
	Initial	Ultimate	Initial	Ultimate
Inflation	2.50%		2.50%	
Projected salary increases	12.50% at age 20 to 2.50% at age 65		12.50% at age 20 to 2.50% at age 65	
Investment rate of return	7.45%, net of investment expenses, including inflation		7.45%, net of investment expenses, including inflation	
Payroll increases	3.00%		3.00%	
Cost-of-living adjustments (COLA)	0.00%		0.00%	
Discount rate of return	7.45%		7.45%	
Blended discount rate of return	N/A		N/A	
Health care cost trends				
Medical				
Pre-Medicare	5.00%	4.00%	5.87%	4.00%
Medicare	-6.69%	4.00%	4.93%	4.00%
Prescription Drug				
Pre-Medicare	6.50%	4.00%	7.73%	4.00%
Medicare	11.87%	4.00%	9.62%	4.00%

Projections of benefits include the historical pattern of sharing benefit costs between the employers and retired plan members.

For healthy retirees the mortality rates are based on the RP-2014 Annuitant Mortality Table with 50% of rates through age 69, 70% of rates between ages 70 and 79, 90% of rates between ages 80 and 84, and 100% of rates thereafter, projected forward generationally using mortality improvement scale MP-2016. For disabled retirees, mortality rates are based on the RP-2014 Disabled Mortality Table with 90% of rates for males and 100% of rates for females, projected forward generationally using mortality improvement scale MP-2016.

Actuarial assumptions used in the June 30, 2020 valuation are based on the results of an actuarial experience study for the period July 1, 2011 through June 30, 2016.

Assumption Changes Since the Prior Measurement Date - There were no changes in assumptions since the prior measurement date of June 30, 2019.

Benefit Term Changes Since the Prior Measurement Date - There was no change to the claims costs process. Claim curves were updated to reflect the projected fiscal year end 2021 premium based on June 30, 2020 enrollment distribution. The non-Medicare subsidy percentage was increased effective January 1, 2021 from 1.984% to 2.055% per year of service. The non-Medicare frozen subsidy base premium was increased effective January 1, 2021. The Medicare subsidy percentages were adjusted effective January 1, 2021 to 2.1% for the AMA Medicare plan. The Medicare Part B monthly reimbursement elimination date was postponed indefinitely.

**NORTH CANTON CITY SCHOOL DISTRICT
STARK COUNTY, OHIO**

NOTES TO THE BASIC FINANCIAL STATEMENTS
FOR THE FISCAL YEAR ENDED JUNE 30, 2021

NOTE 14 - DEFINED BENEFIT OPEB PLANS - (Continued)

STRS' investment consultant develops an estimate range for the investment return assumption based on the target allocation adopted by the Retirement Board. The target allocation and long-term expected rate of return for each major asset class are summarized as follows:

Asset Class	Target Allocation	Long-Term Expected Real Rate of Return *
Domestic Equity	28.00 %	7.35 %
International Equity	23.00	7.55
Alternatives	17.00	7.09
Fixed Income	21.00	3.00
Real Estate	10.00	6.00
Liquidity Reserves	1.00	2.25
Total	<u>100.00 %</u>	

*10-Year geometric nominal returns, which include the real rate of return and inflation of 2.25% and does not include investment expenses. Over a 30-year period, STRS' investment consultant indicates that the above target allocations should generate a return above the actuarial rate of return, without net value added by management.

Discount Rate - The discount rate used to measure the total OPEB asset was 7.45% as of June 30, 2020. The projection of cash flows used to determine the discount rate assumes STRS Ohio continues to allocate no employer contributions to the health care fund. Based on these assumptions, the OPEB plan's fiduciary net position was projected to be available to make all projected future benefit payments to current plan members. Therefore, the long-term expected rate of return on health care plan investments of 7.45% was used to measure the total OPEB asset as of June 30, 2020.

Sensitivity of the District's Proportionate Share of the Net OPEB Asset to Changes in the Discount and Health Care Cost Trend Rate - The following table represents the net OPEB asset as of June 30, 2020, calculated using the current period discount rate assumption of 7.45%, as well as what the net OPEB asset would be if it were calculated using a discount rate that is one percentage point lower (6.45%) or one percentage point higher (8.45%) than the current assumption. Also shown is the net OPEB asset as if it were calculated using health care cost trend rates that are one percentage point lower or one percentage point higher than the current health care cost trend rates.

	1% Decrease	Current Discount Rate	1% Increase
	District's proportionate share of the net OPEB asset	\$ 2,790,786	\$ 3,207,562

	1% Decrease	Current Trend Rate	1% Increase
	District's proportionate share of the net OPEB asset	\$ 3,539,228	\$ 3,207,562

NOTE 15 - BUDGETARY BASIS OF ACCOUNTING

While reporting financial position, results of operations, and changes in fund balance on the basis of generally accepted accounting principles (GAAP), the budgetary basis as provided by law is based upon accounting for certain transactions on a basis of cash receipts and disbursements.

**NORTH CANTON CITY SCHOOL DISTRICT
STARK COUNTY, OHIO**

NOTES TO THE BASIC FINANCIAL STATEMENTS
FOR THE FISCAL YEAR ENDED JUNE 30, 2021

NOTE 15 - BUDGETARY BASIS OF ACCOUNTING - (Continued)

The Statement of Revenues, Expenditures and Changes in Fund Balance - Budget and Actual (non-GAAP budgetary basis) presented for the general fund is presented on the budgetary basis to provide a meaningful comparison of actual results with the budget. The major differences between the budget basis and the GAAP basis are that:

- (a) Revenues and other financing sources are recorded when received in cash (budget basis) as opposed to when susceptible to accrual (GAAP basis);
- (b) Expenditures and other financing uses are recorded when paid in cash (budget basis) as opposed to when the liability is incurred (GAAP basis);
- (c) In order to determine compliance with Ohio law, and to reserve that portion of the applicable appropriation, total outstanding encumbrances (budget basis) are recorded as the equivalent of an expenditure, as opposed to a restricted, committed or assigned fund balance for that portion of outstanding encumbrances not already recognized as an account payable (GAAP basis);
- (d) Advances-in and advances-out are operating transactions (budget basis) as opposed to balance sheet transactions (GAAP basis);
- (e) Investments are reported a fair value (GAAP basis) as opposed to cost basis (budget basis); and,
- (f) Some funds are included in the general fund (GAAP basis), but have separate legally adopted budgets (budget basis).

The adjustments necessary to convert the results of operations for the year on the budget basis to the GAAP basis for the general fund is as follows:

Net Change in Fund Balance

	<u>General fund</u>
Budget basis	\$ 6,206,296
Net adjustment for revenue accruals	(162,896)
Net adjustment for expenditure accruals	(1,448,886)
Net adjustment for other sources/uses	304,808
Funds budgeted elsewhere	84,447
Adjustment for encumbrances	1,047,612
GAAP basis	\$ 6,031,381

Certain funds that are legally budgeted in separate special revenue funds are considered part of the general fund on a GAAP basis. This includes the special trust fund, uniform school supplies fund, rotary fund - special services fund, adult education fund, internal services rotary fund and the public school support fund.

**NORTH CANTON CITY SCHOOL DISTRICT
STARK COUNTY, OHIO**

NOTES TO THE BASIC FINANCIAL STATEMENTS
FOR THE FISCAL YEAR ENDED JUNE 30, 2021

NOTE 16 - CONTINGENCIES

A. Grants

The District receives significant financial assistance from numerous federal, State and local agencies in the form of grants. The disbursement of funds received under these programs generally requires compliance with terms and conditions specified in the grant agreements and are subject to audit by the grantor agencies. Any disallowed claims resulting from such audits could become a liability of the District. However, in the opinion of management, any such disallowed claims will not have a material effect on the financial position of the District.

B. Litigation

The District is a party to legal proceedings seeking damages or injunctive relief generally incidental to its operations and spending projects. The District management is of the opinion that disposition of the claim and legal proceedings will not have a material effect, if any, on the financial condition of the District.

C. Foundation Funding

Foundation funding is based on the annualized full-time equivalent (FTE) enrollment of each student. The Ohio Department of Education (ODE) is legislatively required to adjust/reconcile funding as enrollment information is updated by schools throughout the State, which can extend past the fiscal year-end. The ODE's final FTE adjustments did not have a material impact on the District's financial statements.

NOTE 17 - STATUTORY RESERVES

The District is required by State law to annually set-aside certain general fund revenue amounts, as defined by statutory formula, for the acquisition and construction of capital improvements. Amounts not spent by the end of the fiscal year or offset by similarly restricted resources received during the year must be held in cash at fiscal year-end. This amount must be carried forward to be used for the same purpose in future years. Expenditures exceeding the set-aside requirement may not be carried forward to the next fiscal year.

The following cash-basis information describes the change in the fiscal year-end set-aside amount for capital improvements. Disclosure of this information is required by State statute.

	<u>Capital Improvements</u>
Set-aside balance June 30, 2020	\$ -
Current year set-aside requirement	741,219
Current year offsets	<u>(1,654,892)</u>
Total	<u>\$ (913,673)</u>
Balance carried forward to fiscal year 2022	<u>\$ -</u>
Set-aside balance June 30, 2021	<u>\$ -</u>

Although the District had offsets during the year that reduced the set-aside amount below zero for the capital improvements reserve, this extra amount may not be used to reduce the set-aside requirement for future years. The negative amount is therefore not presented as being carried forward to the next fiscal year.

**NORTH CANTON CITY SCHOOL DISTRICT
STARK COUNTY, OHIO**

NOTES TO THE BASIC FINANCIAL STATEMENTS
FOR THE FISCAL YEAR ENDED JUNE 30, 2021

NOTE 18 - COMMITMENTS

A. Other Commitments

The District utilizes encumbrance accounting as part of its budgetary controls. Encumbrances outstanding at year-end are for subsequent-year expenditures and may be reported as part of restricted, committed, or assigned classifications of fund balance. At year end, the District's commitments for encumbrances in the governmental funds were as follows:

<u>Fund Type</u>	<u>Year-End Encumbrances</u>
General fund	\$ 538,523
Building fund	2,923,469
Other governmental	<u>129,771</u>
Total	<u>\$ 3,591,763</u>

B. Contractual Commitments

As of June 30, 2021, the District had the following contractual commitments outstanding:

<u>Vendor</u>	<u>Total Contract</u>	<u>Amount Paid</u>	<u>Remaining Commitment June 30, 2021</u>
Sol Harris/Day Architect	\$ 3,640,525	\$ (1,018,972)	\$ 2,621,553
Hammond Construction, Inc.	146,328	(60,970)	85,358
The Brewer Garrett Co.	<u>263,700</u>	<u>(20,732)</u>	<u>242,968</u>
Total	<u>\$ 4,050,553</u>	<u>\$ (1,100,674)</u>	<u>\$ 2,949,879</u>

NOTE 19 - TAX ABATEMENT AGREEMENTS ENTERED INTO BY OTHER GOVERNMENTS

The City of North Canton entered into Community Reinvestment Area (CRA) agreements with LMD Property, Reed Funeral home, Insight Realty and residential owners for the abatement of property taxes to bring jobs and economic development into the City. Under the agreements, the companies' and property owners' property taxes assessed to the District have been abated. During fiscal year 2021, the District's property taxes were reduced by approximately \$55,488.

Plain Township entered into a Community Reinvestment Area (CRA) agreement with Integrity Meander Hospitality Group IV, LLC for the abatement of property taxes to bring jobs and economic development into the Township. Under the agreements, the company's property taxes assessed to the District have been abated. During fiscal year 2021, the District's property taxes were reduced by \$143,385.

NOTE 20 - COVID-19

The United States and the State of Ohio declared a state of emergency in March of 2020 due to the COVID-19 pandemic. The financial impact of COVID-19 and the continuing emergency measures may impact subsequent periods of the District. The District's investment portfolio and the pension and other employee benefits plan in which the District participate fluctuates with market conditions, and due to market volatility, the amount of gains or losses that will be realized in subsequent periods, if any, cannot be determined. In addition, the impact on the District's future operating costs, revenues, and additional recovery from emergency funding, either federal or state, cannot be estimated.

**NORTH CANTON CITY SCHOOL DISTRICT
STARK COUNTY, OHIO**

**NOTES TO THE BASIC FINANCIAL STATEMENTS
FOR THE FISCAL YEAR ENDED JUNE 30, 2021**

NOTE 21 - SUBSEQUENT EVENT

For fiscal year 2022, District foundation funding received from the State of Ohio will be funded using a direct funding model. Under this new model, community school, STEM school, scholarship, and open enrollment funding will be directly funded by the State of Ohio to the respective educating schools. For fiscal year 2021 and prior, the amounts related to students who were residents of the District were funded to the District who, in turn, made the payment to the educating school. For fiscal year 2021, the District reported \$1,161,908 in revenues and expenditures/expenses related to these programs. This new funding system calculates a unique base cost and a unique “per-pupil local capacity amount” for each District. The District’s state core foundation funding is then calculated. Any change in funding will be subject to a phase in percentage of 16.67 percent for fiscal year 2022 and 33.33 percent for fiscal year 2023.

REQUIRED SUPPLEMENTARY INFORMATION

**NORTH CANTON CITY SCHOOL DISTRICT
STARK COUNTY, OHIO**

SCHEDULES OF REQUIRED SUPPLEMENTARY INFORMATION

SCHEDULE OF THE DISTRICT'S PROPORTIONATE SHARE OF
THE NET PENSION LIABILITY
SCHOOL EMPLOYEES RETIREMENT SYSTEM (SERS) OF OHIO

LAST EIGHT FISCAL YEARS

	<u>2021</u>	<u>2020</u>	<u>2019</u>	<u>2018</u>
District's proportion of the net pension liability	0.01969166%	0.19167450%	0.19526180%	0.20298510%
District's proportionate share of the net pension liability	\$ 13,024,479	\$ 11,468,221	\$ 11,183,005	\$ 12,127,911
District's covered payroll	\$ 6,687,536	\$ 6,600,578	\$ 6,659,059	\$ 5,979,143
District's proportionate share of the net pension liability as a percentage of its covered payroll	194.76%	173.75%	167.94%	202.84%
Plan fiduciary net position as a percentage of the total pension liability	68.55%	70.85%	71.36%	69.50%

Note: Information prior to 2014 was unavailable. Schedule is intended to show information for 10 years. Additional years will be displayed as they become available.

Amounts presented for each fiscal year were determined as of the District's measurement date which is the prior year-end.

SEE ACCOMPANYING NOTES TO THE REQUIRED SUPPLEMENTARY INFORMATION

<u>2017</u>	<u>2016</u>	<u>2015</u>	<u>2014</u>
0.21597700%	0.21160360%	0.21247800%	0.21247800%
\$ 15,807,524	\$ 12,074,307	\$ 10,753,391	\$ 12,635,385
\$ 6,888,014	\$ 6,370,372	\$ 6,174,192	\$ 5,934,740
229.49%	189.54%	174.17%	212.91%
62.98%	69.16%	71.70%	65.52%

**NORTH CANTON CITY SCHOOL DISTRICT
STARK COUNTY, OHIO**

SCHEDULES OF REQUIRED SUPPLEMENTARY INFORMATION

SCHEDULE OF THE DISTRICT'S PROPORTIONATE SHARE OF
THE NET PENSION LIABILITY
STATE TEACHERS RETIREMENT SYSTEM (STRS) OF OHIO

LAST EIGHT FISCAL YEARS

	<u>2021</u>	<u>2020</u>	<u>2019</u>	<u>2018</u>
District's proportion of the net pension liability	0.18250715%	0.18224087%	0.18523507%	0.18543835%
District's proportionate share of the net pension liability	\$ 44,160,236	\$ 40,301,473	\$ 40,729,033	\$ 44,051,278
District's covered payroll	\$ 22,116,357	\$ 21,473,357	\$ 21,288,500	\$ 20,120,386
District's proportionate share of the net pension liability as a percentage of its covered payroll	199.67%	187.68%	191.32%	218.94%
Plan fiduciary net position as a percentage of the total pension liability	75.48%	77.40%	77.31%	75.30%

Note: Information prior to 2014 was unavailable. Schedule is intended to show information for 10 years. Additional years will be displayed as they become available.

Amounts presented for each fiscal year were determined as of the District's measurement date which is the prior year-end.

SEE ACCOMPANYING NOTES TO THE REQUIRED SUPPLEMENTARY INFORMATION

<u>2017</u>	<u>2016</u>	<u>2015</u>	<u>2014</u>
0.19818422%	0.19582939%	0.20118571%	0.20118571%
\$ 66,338,232	\$ 54,121,515	\$ 48,935,327	\$ 58,291,442
\$ 21,570,207	\$ 20,627,100	\$ 20,555,623	\$ 21,205,300
307.55%	262.38%	238.06%	274.89%
66.80%	72.10%	74.70%	69.30%

**NORTH CANTON CITY SCHOOL DISTRICT
STARK COUNTY, OHIO**

SCHEDULES OF REQUIRED SUPPLEMENTARY INFORMATION

SCHEDULE OF DISTRICT PENSION CONTRIBUTIONS
SCHOOL EMPLOYEES RETIREMENT SYSTEM (SERS) OF OHIO

	LAST TEN FISCAL YEARS			
	<u>2021</u>	<u>2020</u>	<u>2019</u>	<u>2018</u>
Contractually required contribution	\$ 976,765	\$ 936,255	\$ 891,078	\$ 898,973
Contributions in relation to the contractually required contribution	<u>(976,765)</u>	<u>(936,255)</u>	<u>(891,078)</u>	<u>(898,973)</u>
Contribution deficiency (excess)	<u>\$ -</u>	<u>\$ -</u>	<u>\$ -</u>	<u>\$ -</u>
District's covered payroll	\$ 6,976,893	\$ 6,687,536	\$ 6,600,578	\$ 6,659,059
Contributions as a percentage of covered payroll	14.00%	14.00%	13.50%	13.50%

SEE ACCOMPANYING NOTES TO THE REQUIRED SUPPLEMENTARY INFORMATION

<u>2017</u>	<u>2016</u>	<u>2015</u>	<u>2014</u>	<u>2013</u>	<u>2012</u>
\$ 837,080	\$ 964,322	\$ 839,615	\$ 855,743	\$ 821,368	\$ 800,622
<u>(837,080)</u>	<u>(964,322)</u>	<u>(839,615)</u>	<u>(855,743)</u>	<u>(821,368)</u>	<u>(800,622)</u>
<u>\$ -</u>	<u>\$ -</u>	<u>\$ -</u>	<u>\$ -</u>	<u>\$ -</u>	<u>\$ -</u>
\$ 5,979,143	\$ 6,888,014	\$ 6,370,372	\$ 6,174,192	\$ 5,934,740	\$ 5,952,580
14.00%	14.00%	13.18%	13.86%	13.84%	13.45%

**NORTH CANTON CITY SCHOOL DISTRICT
STARK COUNTY, OHIO**

SCHEDULES OF REQUIRED SUPPLEMENTARY INFORMATION

SCHEDULE OF DISTRICT PENSION CONTRIBUTIONS
STATE TEACHERS RETIREMENT SYSTEM (STRS) OF OHIO

	LAST TEN FISCAL YEARS			
	<u>2021</u>	<u>2020</u>	<u>2019</u>	<u>2018</u>
Contractually required contribution	\$ 3,236,940	\$ 3,096,290	\$ 3,006,270	\$ 2,980,390
Contributions in relation to the contractually required contribution	<u>(3,236,940)</u>	<u>(3,096,290)</u>	<u>(3,006,270)</u>	<u>(2,980,390)</u>
Contribution deficiency (excess)	<u>\$ -</u>	<u>\$ -</u>	<u>\$ -</u>	<u>\$ -</u>
District's covered payroll	\$ 23,121,000	\$ 22,116,357	\$ 21,473,357	\$ 21,288,500
Contributions as a percentage of covered payroll	14.00%	14.00%	14.00%	14.00%

SEE ACCOMPANYING NOTES TO THE REQUIRED SUPPLEMENTARY INFORMATION

<u>2017</u>	<u>2016</u>	<u>2015</u>	<u>2014</u>	<u>2013</u>	<u>2012</u>
\$ 2,816,854	\$ 3,019,829	\$ 2,887,794	\$ 2,672,231	\$ 2,756,689	\$ 2,734,247
<u>(2,816,854)</u>	<u>(3,019,829)</u>	<u>(2,887,794)</u>	<u>(2,672,231)</u>	<u>(2,756,689)</u>	<u>(2,734,247)</u>
<u>\$ -</u>	<u>\$ -</u>	<u>\$ -</u>	<u>\$ -</u>	<u>\$ -</u>	<u>\$ -</u>
\$ 20,120,386	\$ 21,570,207	\$ 20,627,100	\$ 20,555,623	\$ 21,205,300	\$ 21,032,669
14.00%	14.00%	14.00%	13.00%	13.00%	13.00%

**NORTH CANTON CITY SCHOOL DISTRICT
STARK COUNTY, OHIO**

SCHEDULES OF REQUIRED SUPPLEMENTARY INFORMATION

SCHEDULE OF THE DISTRICT'S PROPORTIONATE SHARE OF
THE NET OPEB LIABILITY
SCHOOL EMPLOYEES RETIREMENT SYSTEM (SERS) OF OHIO

LAST FIVE FISCAL YEARS

	<u>2021</u>	<u>2020</u>	<u>2019</u>	<u>2018</u>	<u>2017</u>
District's proportion of the net OPEB liability	0.20392150%	0.19647180%	0.19818940%	0.20622750%	0.21881236%
District's proportionate share of the net OPEB liability	\$ 4,431,882	\$ 4,940,853	\$ 5,498,309	\$ 5,534,604	\$ 6,236,962
District's covered payroll	\$ 6,687,536	\$ 6,600,578	\$ 6,659,059	\$ 5,979,143	\$ 6,888,014
District's proportionate share of the net OPEB liability as a percentage of its covered payroll	66.27%	74.85%	82.57%	92.57%	90.55%
Plan fiduciary net position as a percentage of the total OPEB liability	18.17%	15.57%	13.57%	12.46%	11.49%

Note: Information prior to 2017 was unavailable. Schedule is intended to show information for 10 years. Additional years will be displayed as they become available.

Amounts presented for each fiscal year were determined as of the District's measurement date which is the prior year-end.

SEE ACCOMPANYING NOTES TO THE REQUIRED SUPPLEMENTARY INFORMATION

**NORTH CANTON CITY SCHOOL DISTRICT
STARK COUNTY, OHIO**

SCHEDULES OF REQUIRED SUPPLEMENTARY INFORMATION

SCHEDULE OF THE DISTRICT'S PROPORTIONATE SHARE OF
THE NET OPEB LIABILITY/ASSETS
STATE TEACHERS RETIREMENT SYSTEM (STRS) OF OHIO

	LAST FIVE FISCAL YEARS				
	2021	2020	2019	2018	2017
District's proportion of the net OPEB liability/asset	0.18250715%	0.18224087%	0.18523507%	0.18543835%	0.19818422%
District's proportionate share of the net OPEB liability/(asset)	\$ (3,207,562)	\$ (3,018,346)	\$ (2,976,538)	\$ 7,235,120	\$ 10,598,944
District's covered payroll	\$ 22,116,357	\$ 21,473,357	\$ 21,288,500	\$ 20,120,386	\$ 21,570,207
District's proportionate share of the net OPEB liability/asset as a percentage of its covered payroll	14.50%	14.06%	13.98%	35.96%	49.14%
Plan fiduciary net position as a percentage of the total OPEB liability/asset	182.10%	174.70%	176.00%	47.10%	37.30%

Note: Information prior to 2017 was unavailable. Schedule is intended to show information for 10 years. Additional years will be displayed as they become available.

Amounts presented for each fiscal year were determined as of the District's measurement date which is the prior year-end.

SEE ACCOMPANYING NOTES TO THE REQUIRED SUPPLEMENTARY INFORMATION

**NORTH CANTON CITY SCHOOL DISTRICT
STARK COUNTY, OHIO**

SCHEDULES OF REQUIRED SUPPLEMENTARY INFORMATION

SCHEDULE OF DISTRICT OPEB CONTRIBUTIONS
SCHOOL EMPLOYEES RETIREMENT SYSTEM (SERS) OF OHIO

	LAST TEN FISCAL YEARS			
	<u>2021</u>	<u>2020</u>	<u>2019</u>	<u>2018</u>
Contractually required contribution	\$ 132,284	\$ 129,024	\$ 153,125	\$ 142,793
Contributions in relation to the contractually required contribution	<u>(132,284)</u>	<u>(129,024)</u>	<u>(153,125)</u>	<u>(142,793)</u>
Contribution deficiency (excess)	<u>\$ -</u>	<u>\$ -</u>	<u>\$ -</u>	<u>\$ -</u>
District's covered payroll	\$ 6,976,893	\$ 6,687,536	\$ 6,600,578	\$ 6,659,059
Contributions as a percentage of covered payroll	1.90%	1.93%	2.32%	2.14%

SEE ACCOMPANYING NOTES TO THE REQUIRED SUPPLEMENTARY INFORMATION

<u>2017</u>	<u>2016</u>	<u>2015</u>	<u>2014</u>	<u>2013</u>	<u>2012</u>
\$ 113,530	\$ 110,477	\$ 160,201	\$ 113,126	\$ 100,108	\$ 121,764
<u>(113,530)</u>	<u>(110,477)</u>	<u>(160,201)</u>	<u>(113,126)</u>	<u>(100,108)</u>	<u>(121,764)</u>
<u>\$ -</u>	<u>\$ -</u>	<u>\$ -</u>	<u>\$ -</u>	<u>\$ -</u>	<u>\$ -</u>
\$ 5,979,143	\$ 6,888,014	\$ 6,370,372	\$ 6,174,192	\$ 5,934,740	\$ 5,952,580
1.90%	1.60%	2.51%	1.83%	1.69%	2.05%

**NORTH CANTON CITY SCHOOL DISTRICT
STARK COUNTY, OHIO**

SCHEDULES OF REQUIRED SUPPLEMENTARY INFORMATION

SCHEDULE OF DISTRICT OPEB CONTRIBUTIONS
STATE TEACHERS RETIREMENT SYSTEM (STRS) OF OHIO

	LAST TEN FISCAL YEARS			
	<u>2021</u>	<u>2020</u>	<u>2019</u>	<u>2018</u>
Contractually required contribution	\$ -	\$ -	\$ -	\$ -
Contributions in relation to the contractually required contribution	<u>-</u>	<u>-</u>	<u>-</u>	<u>-</u>
Contribution deficiency (excess)	<u>\$ -</u>	<u>\$ -</u>	<u>\$ -</u>	<u>\$ -</u>
District's covered payroll	\$ 23,121,000	\$ 22,116,357	\$ 21,473,357	\$ 21,288,500
Contributions as a percentage of covered payroll	0.00%	0.00%	0.00%	0.00%

SEE ACCOMPANYING NOTES TO THE REQUIRED SUPPLEMENTARY INFORMATION

<u>2017</u>	<u>2016</u>	<u>2015</u>	<u>2014</u>	<u>2013</u>	<u>2012</u>
\$ -	\$ -	\$ -	\$ 213,558	\$ 212,053	\$ 210,327
-	-	-	(213,558)	(212,053)	(210,327)
<u>\$ -</u>	<u>\$ -</u>	<u>\$ -</u>	<u>\$ -</u>	<u>\$ -</u>	<u>\$ -</u>
\$ 20,120,386	\$ 21,570,207	\$ 20,627,100	\$ 20,555,623	\$ 21,205,300	\$ 21,032,669
0.00%	0.00%	0.00%	1.00%	1.00%	1.00%

**NORTH CANTON CITY SCHOOL DISTRICT
STARK COUNTY, OHIO**

NOTES TO THE REQUIRED SUPPLEMENTARY INFORMATION
FOR THE FISCAL YEAR ENDED JUNE 30, 2021

PENSION

SCHOOL EMPLOYEES RETIREMENT SYSTEM (SERS) OF OHIO

Changes in benefit terms: There were no changes in benefit terms from the amounts reported for fiscal years 2014-2017. For fiscal year 2018, SERS changed from a fixed 3% annual increase to a Cost of Living Adjustment (COLA) based on the changes in the Consumer Price Index (CPI-W), with a cap of 2.5% and a floor of 0%. There were no changes in benefit terms from the amounts previously reported for fiscal years 2019-2021.

Changes in assumptions: There were no changes in methods and assumptions used in the calculation of actuarial determined contributions for fiscal years 2014-2016. For fiscal year 2017, the following changes of assumptions affected the total pension liability since the prior measurement date: (a) the assumed rate of inflation was reduced from 3.25% to 3.00%, (b) payroll growth assumption was reduced from 4.00% to 3.50%, (c) assumed real wage growth was reduced from 0.75% to 0.50%, (d) rates of withdrawal, retirement and disability were updated to reflect recent experience, (e) mortality among active members was updated to RP-2014 Blue Collar Mortality Table with fully generational projection and a five year age set-back for both males and females, (f) mortality among service retired members and beneficiaries was updated to the following RP-2014 Blue Collar Mortality Table with fully generational projection with Scale BB, 120% of male rates and 110% of female rates, (g) mortality among disabled members was updated to RP-2000 Disabled Mortality Table, 90% for male rates and 100% for female rates, set back five years is used for the period after disability retirement and (h) the discount rate was reduced from 7.75% to 7.50%. There were no changes in methods and assumptions used in the calculation of actuarial determined contributions for fiscal years 2018-2021.

STATE TEACHERS RETIREMENT SYSTEM (STRS) OF OHIO

Changes in benefit terms: There were no changes in benefit terms from the amounts reported for fiscal years 2014-2017. For fiscal year 2018, STRS decreased the Cost of Living Adjustment (COLA) to zero. There were no changes in benefit terms from amounts previously reported for fiscal years 2019-2021.

Changes in assumptions: There were no changes in methods and assumptions used in the calculation of actuarial determined contributions for fiscal years 2014-2017. For fiscal year 2018, the following changes of assumption affected the total pension liability since the prior measurement date: (a) the long-term expected rate of return was reduced from 7.75% to 7.45%, (b) the inflation assumption was lowered from 2.75% to 2.50%, (c) the payroll growth assumption was lowered to 3.00%, (d) total salary increases rate was lowered by decreasing the merit component of the individual salary increases, in addition to a decrease of 0.25% due to lower inflation, (e) the healthy and disabled mortality assumptions were updated to the RP-2014 mortality tables with generational improvement scale MP-2016 and (f) rates of retirement, termination and disability were modified to better reflect anticipated future experience. There were no changes in methods and assumptions used in the calculation of actuarial determined contributions for fiscal years 2019-2021.

OTHER POSTEMPLOYMENT BENEFITS (OPEB)

SCHOOL EMPLOYEES RETIREMENT SYSTEM (SERS) OF OHIO

Changes in benefit terms: There were no changes in benefit terms from the amounts previously reported for fiscal years 2017-2021.

(Continued)

**NORTH CANTON CITY SCHOOL DISTRICT
STARK COUNTY, OHIO**

NOTES TO THE REQUIRED SUPPLEMENTARY INFORMATION (CONTINUED)
FOR THE FISCAL YEAR ENDED JUNE 30, 2021

OTHER POSTEMPLOYMENT BENEFITS (OPEB) (Continued)

Changes in assumptions: There were no changes in methods and assumptions used in the calculation of actuarial determined contributions for fiscal year 2017. For fiscal year 2018, the following changes of assumptions affected the total OPEB liability since the prior measurement date: (a) assumed rate of inflation was reduced from 3.25% to 3.00%, (b) payroll growth assumption was reduced from 4.00% to 3.50%, (c) assumed real wage growth was reduced from 0.75% to 0.50%, (d) rates of withdrawal, retirement, and disability were updated to reflect recent experience, (e) mortality among active members was updated to the following: RP-2014 Blue Collar Mortality Table with fully generational projection and a five-year age set-back for both males and females, (f) mortality among service retired members and beneficiaries was updated to the following: RP-2014 Blue Collar Mortality Table with fully generational projection with Scale BB, 120% of male rates, and 110% of female rates, (g) mortality among disabled members was updated to the following: RP-2000 Disabled Mortality Table, 90% for male rates and 100% for female rates, set back five years is used for the period after disability retirement, (h) the municipal bond index rate increased from 2.92% to 3.56% and (i) the single equivalent interest rate, net of plan investment expense, including price inflation increased from 2.98% to 3.63%. For fiscal year 2019, the following changes of assumptions affected the total OPEB liability since the prior measurement date: (a) the discount rate increased from 3.63% to 3.70%, (b) the health care cost trend rates for Medicare were changed from a range of 5.50%-5.00% to a range of 5.375%-4.75% and Pre-Medicare were changed from a range of 7.50%-5.00% to a range of 7.25%-4.75%, (c) the municipal bond index rate increased from 3.56% to 3.62% and (d) the single equivalent interest rate, net of plan investment expense, including price inflation increased from 3.63% to 3.70%. For fiscal year 2020, the following changes of assumptions affected the total OPEB liability since the prior measurement date: (a) the discount rate decreased from 3.70% to 3.22%, (b) the health care cost trend rates for Medicare were changed from a range of 5.375%-4.75% to a range of 5.25%-4.75% and Pre-Medicare were changed from a range of 7.25%-4.75% to a range of 7.00%-4.75%, (c) the municipal bond index rate decreased from 3.62% to 3.13% and (d) the single equivalent interest rate, net of plan investment expense, including price inflation decreased from 3.70% to 3.22%. For fiscal year 2021, the following changes of assumptions affected the total OPEB liability since the prior measurement date: (a) the discount rate decreased from 3.22% to 2.63% and (b) the municipal bond index rate decreased from 3.13% to 2.45%.

STATE TEACHERS RETIREMENT SYSTEM (STRS) OF OHIO

Changes in benefit terms: There were no changes in benefit terms from the amounts previously reported for fiscal year 2017. For fiscal year 2018, STRS reduced the subsidy multiplier for non-Medicare benefit recipients from 2.1% to 1.9% per year of service. Medicare Part B premium reimbursements were discontinued for certain survivors and beneficiaries and all remaining Medicare Part B premium reimbursements will be discontinued beginning January 2019. For fiscal year 2019, STRS increased the subsidy multiplier for non-Medicare benefit recipients from 1.9% to 1.944% per year of service effective January 1, 2019. The non-Medicare frozen subsidy base premium was increased January 1, 2019 and all remaining Medicare Part B premium reimbursements will be discontinued beginning January 1, 2020. For fiscal year 2020, STRS increased the non-Medicare subsidy percentage from 1.944% to 1.984% effective January 1, 2020. The Medicare subsidy percentages were adjusted effective January 1, 2021 to 2.1% for the Medicare plan. The Medicare Part B monthly reimbursement elimination date was postponed to January 1, 2021. For fiscal year 2021, the non-Medicare subsidy percentage was increased effective January 1, 2021 from 1.984% to 2.055% per year of service. The non-Medicare frozen subsidy base premium was increased effective January 1, 2021. The Medicare subsidy percentages were adjusted effective January 1, 2021 to 2.1% for the AMA Medicare plan. The Medicare Part B monthly reimbursement elimination date was postponed indefinitely.

Changes in assumptions: There were no changes in methods and assumptions used in the calculation of actuarial determined contributions for fiscal year 2017. For fiscal year 2018, the following changes of assumptions affected the total OPEB liability since the prior measurement date: (a) the discount rate was increased from 3.26% to 4.13% based on the methodology defined under GASB Statement No. 74, Financial Reporting for Postemployment Benefit Plans Other Than Pension Plans (OPEB), (b) the long term expected rate of return was reduced from 7.75% to 7.45%, (c) valuation year per capita health care costs were updated, and the salary scale was modified, (d) the percentage of future retirees electing each option was updated based on current data and the percentage of future disabled retirees and terminated vested participants electing health coverage were decreased and (e) the assumed mortality, disability, retirement, withdrawal and future health care cost trend rates were modified along with the portion of rebated prescription drug costs. For fiscal year 2019, the following changes of assumptions affected the total OPEB liability/asset since the prior measurement date: (a) the discount rate was increased from the blended rate of 4.13% to the long-term expected rate of return of 7.45% based on the methodology defined under GASB Statement No. 74, Financial Reporting for Postemployment Benefit Plans Other Than Pension Plans (OPEB) and (b) decrease in health care cost trend rates from 6.00%-11.00% initial; 4.50% ultimate down to Medical Pre-Medicare 6.00% and Medicare 5.00% initial; 4.00% ultimate and Prescription Drug Pre-Medicare 8.00% and Medicare (5.23%) initial; 4.00% ultimate. For fiscal year 2020, health care cost trend rates were changed to the following: medical pre-Medicare from 6.00% initial - 4.00% ultimate down to 5.87% initial - 4.00% ultimate; medical Medicare from 5.00% initial - 4.00% ultimate down to 4.93% initial - 4.00% ultimate; prescription drug pre-Medicare from 8.00% initial - 4.00% ultimate down to 7.73% initial - 4.00% ultimate; and prescription drug Medicare from (5.23%) initial - 4.00% ultimate up to 9.62% initial - 4.00% ultimate. For fiscal year 2021, health care cost trend rates were changed to the following: medical pre-Medicare from 5.87% initial - 4.00% ultimate down to 5.00% initial - 4.00% ultimate; medical Medicare from 4.93% initial - 4.00% ultimate down to (6.69%) initial - 4.00% ultimate; prescription drug pre-Medicare from 7.73% initial - 4.00% ultimate down to 6.50% initial - 4.00% ultimate; and prescription drug Medicare from 9.62% initial - 4.00% ultimate up to 11.87% initial - 4.00%.

This page intentionally left blank.

**NORTH CANTON CITY SCHOOL DISTRICT
STARK COUNTY**

**SCHEDULE OF RECEIPTS AND EXPENDITURES OF FEDERAL AWARDS
FOR YEAR ENDED JUNE 30, 2021**

FEDERAL GRANTOR <i>Pass Through Grantor</i>	Federal AL Number	Pass Through Entity Identifying Number	Receipts	Non-Cash Receipts	Expenditures	Non-Cash Expenditures
Program Title						
U.S. DEPARTMENT OF AGRICULTURE						
<i>Passed Through Ohio Department of Education</i>						
Child Nutrition Cluster:						
COVID-19 Special Milk Program	10.556	044503-3L60-2021	\$ 140	\$ -	\$ 140	\$ -
Special Milk Program	10.556	044503-3L60-2021	569	-	569	-
COVID-19 School Breakfast Program	10.553	044503-3L70-2021	98,022	-	98,022	-
School Breakfast Program	10.553	044503-3L70-2021	247,645	-	247,645	-
COVID-19 National School Lunch Program	10.555	044503-3L60-2021	289,245	-	289,245	-
National School Lunch Program	10.555	044503-3L60-2021	1,091,414	179,859	1,091,414	179,859
Total Child Nutrition Cluster			<u>1,727,035</u>	<u>179,859</u>	<u>1,727,035</u>	<u>179,859</u>
Total U.S. Department of Agriculture			<u>1,727,035</u>	<u>179,859</u>	<u>1,727,035</u>	<u>179,859</u>
U.S. DEPARTMENT OF EDUCATION						
<i>Passed Through Ohio Department of Education</i>						
Special Education Cluster:						
Special Education Grants to States	84.027	044503-3M20-2020	107,964	-	107,964	-
Special Education Grants to States	84.027	044503-3M20-2021	896,437	-	841,306	-
Special Education Preschool Grants	84.173	044503-3C50-2020	3,505	-	4,327	-
Special Education Preschool Grants	84.173	044503-3C50-2021	23,393	-	22,094	-
Total Special Education Cluster			<u>1,031,299</u>	<u>-</u>	<u>975,691</u>	<u>-</u>
Title I:						
Title I Grants to Local Educational Agencies	84.010	044503-3M00-2020	37,208	-	33,630	-
Title I Grants to Local Educational Agencies	84.010	044503-3M00-2021	338,855	-	307,399	-
Title I Grants to Local Educational Agencies	84.010A	044503-3M00-2021	8,556	-	8,556	-
Total Title I:			<u>384,619</u>	<u>-</u>	<u>349,585</u>	<u>-</u>
Title II-A						
Supporting Effective Instruction State Grant	84.367	044503-3Y60-2020	10,366	-	10,726	-
Supporting Effective Instruction State Grant	84.367	044503-3Y60-2021	98,911	-	95,665	-
Total Title II-A			<u>109,277</u>	<u>-</u>	<u>106,391</u>	<u>-</u>
Title IV-A						
Student Support and Academic Enrichment	84.424	044503-3HI0-2021	33,365	-	34,765	-
Total Title IV-A			<u>33,365</u>	<u>-</u>	<u>34,765</u>	<u>-</u>
Elementary and Secondary School Emergency Relief						
COVID-19 Education Stabilization Fund (ESSER - Round 1)	84.425D	044503-3HS0-2021	301,009	-	301,009	-
COVID-19 Education Stabilization Fund (ESSER - Round 2)	84.425D	044503-3HS0-2022	484,808	-	484,808	-
Total Title IV-A			<u>785,817</u>	<u>-</u>	<u>785,817</u>	<u>-</u>
<i>Passed Through Plain Local School District</i>						
Career and Technical Education - Basic Grants to States	84.048	N/A	42,500	-	42,500	-
Total U.S. Department of Education			<u>2,386,877</u>	<u>-</u>	<u>2,294,749</u>	<u>-</u>
U.S. DEPARTMENT OF TREASURY						
<i>Passed Through Ohio Department of Education</i>						
COVID-19 Coronavirus Relief Fund	21.019	N/A	209,389	-	209,389	-
<i>Passed Through Plain Township</i>						
COVID-19 Coronavirus Relief Fund	21.019	N/A	10,000	-	10,000	-
Total U.S. Department of Treasury			<u>219,389</u>	<u>-</u>	<u>219,389</u>	<u>-</u>
Total Federal Financial Assistance			<u>\$ 4,333,301</u>	<u>\$ 179,859</u>	<u>\$ 4,241,173</u>	<u>\$ 179,859</u>

The accompanying notes are an integral part of this schedule.

**NORTH CANTON CITY SCHOOL DISTRICT
STARK COUNTY**

**NOTES TO THE SCHEDULE OF RECEIPTS AND EXPENDITURES OF FEDERAL AWARDS
2 CFR 200.510(b)(6)
FOR THE YEAR ENDED JUNE 30, 2021**

NOTE A – BASIS OF PRESENTATION

The accompanying Schedule of Receipts and Expenditures of Federal Awards (the Schedule) includes the federal award activity of the North Canton City School District (the District) under programs of the federal government for the year ended June 30, 2021. The information on this Schedule is prepared in accordance with the requirements of Title 2 U.S. Code of Federal Regulations Part 200, *Uniform Administrative Requirements, Cost Principles, and Audit Requirements for Federal Awards* (Uniform Guidance). Because the Schedule presents only a selected portion of the operations of the District, it is not intended to and does not present the financial position or changes in net position, of the District.

NOTE B – SUMMARY OF SIGNIFICANT ACCOUNTING POLICIES

Expenditures reported on the Schedule are reported on the cash basis of accounting. Such expenditures are recognized following the cost principles contained in Uniform Guidance wherein certain types of expenditures may or may not be allowable or may be limited as to reimbursement.

NOTE C – INDIRECT COST RATE

The District has elected not to use the 10-percent de minimis indirect cost rate as allowed under the Uniform Guidance.

NOTE D - CHILD NUTRITION CLUSTER

The District commingles cash receipts from the U.S. Department of Agriculture with similar State grants. When reporting expenditures on this Schedule, the District assumes it expends federal monies first.

NOTE E – FOOD DONATION PROGRAM

The District reports commodities consumed on the Schedule at the entitlement value. The District allocated donated food commodities to the respective program that benefitted from the use of those donated food commodities.

NOTE F - TRANSFERS BETWEEN PROGRAM YEARS

Federal regulations require schools to obligate certain federal awards by June 30. However, with ODE's consent, schools can transfer unobligated amounts to the subsequent fiscal year's program. The District transferred the following amounts from 2021 to 2022 programs:

<u>Program Title</u>	<u>AL</u>	<u>Amt.</u>
	<u>Number</u>	<u>Transferred</u>
Title I Grants to Local Educational Agencies	84.010	\$ 99,233
Supporting Effective Instruction State Grant, Title II-A	84.367	\$ 11,820
Student Support and Academic Enrichment, Title IV-A	84.424	\$ 3,530



**INDEPENDENT AUDITOR'S REPORT ON INTERNAL CONTROL OVER
FINANCIAL REPORTING AND ON COMPLIANCE AND OTHER MATTERS
REQUIRED BY GOVERNMENT AUDITING STANDARDS**

North Canton City School District
Stark County
525 7th Street NE
North Canton, Ohio 44720

To the Board of Education:

We have audited, in accordance with auditing standards generally accepted in the United States and the Comptroller General of the United States' *Government Auditing Standards*, the financial statements of the governmental activities, each major fund, and the aggregate remaining fund information of the North Canton City School District, Stark County, (the District) as of and for the year ended June 30, 2021, and the related notes to the financial statements, which collectively comprise the District's basic financial statements and have issued our report thereon dated April 12, 2022, wherein, we noted the financial impact of COVID-19 and the continuing emergency measures which may impact subsequent periods of the District.

Internal Control Over Financial Reporting

As part of our financial statement audit, we considered the District's internal control over financial reporting (internal control) as a basis for designing audit procedures appropriate in the circumstances to the extent necessary to support our opinion on the financial statements, but not to the extent necessary to opine on the effectiveness of the District's internal control. Accordingly, we have not opined on it.

A deficiency in internal control exists when the design or operation of a control does not allow management or employees, when performing their assigned functions, to prevent, or detect and timely correct misstatements. *A material weakness* is a deficiency, or combination of internal control deficiencies resulting in a reasonable possibility that internal control will not prevent or detect and timely correct a material misstatement of the District's financial statements. *A significant deficiency* is a deficiency, or a combination of deficiencies, in internal control that is less severe than a material weakness, yet important enough to merit attention by those charged with governance.

Our consideration of internal control was for the limited purpose described in the first paragraph of this section and was not designed to identify all internal control deficiencies that might be material weaknesses or significant deficiencies. Given these limitations, we did not identify any deficiencies in internal control that we consider material weaknesses. However, unidentified material weaknesses may exist.

Compliance and Other Matters

As part of reasonably assuring whether the District's financial statements are free of material misstatement, we tested its compliance with certain provisions of laws, regulations, contracts, and grant agreements, noncompliance with which could directly and materially affect the financial statements. However, opining on compliance with those provisions was not an objective of our audit and accordingly, we do not express an opinion. The results of our tests disclosed no instances of noncompliance or other matters we must report under *Government Auditing Standards*.

Purpose of this Report

This report only describes the scope of our internal control and compliance testing and our testing results, and does not opine on the effectiveness of the District's internal control or on compliance. This report is an integral part of an audit performed under *Government Auditing Standards* in considering the District's internal control and compliance. Accordingly, this report is not suitable for any other purpose.



Keith Faber
Auditor of State
Columbus, Ohio

April 12, 2022

OHIO AUDITOR OF STATE KEITH FABER



88 East Broad Street
Columbus, Ohio 43215
ContactUs@ohioauditor.gov
(800) 282-0370

INDEPENDENT AUDITOR'S REPORT ON COMPLIANCE WITH REQUIREMENTS APPLICABLE TO EACH MAJOR FEDERAL PROGRAM AND ON INTERNAL CONTROL OVER COMPLIANCE REQUIRED BY THE UNIFORM GUIDANCE

North Canton City School District
Stark County
930 17th Street N.E.
North Canton, Ohio 44646

To the Board of Education:

Report on Compliance for the Major Federal Programs

We have audited North Canton City School District's (the District) compliance with the applicable requirements described in the U.S. Office of Management and Budget (OMB) *Compliance Supplement* that could directly and materially affect North Canton City School District's major federal programs for the year ended June 30, 2021. The *Summary of Auditor's Results* in the accompanying schedule of findings identifies the District's major federal programs.

Management's Responsibility

The District's Management is responsible for complying with federal statutes, regulations, and the terms and conditions of its federal awards applicable to its federal programs.

Auditor's Responsibility

Our responsibility is to opine on the District's compliance for the District's major federal programs based on our audit of the applicable compliance requirements referred to above. Our compliance audit followed auditing standards generally accepted in the United States of America; the standards for financial audits included in the Comptroller General of the United States' *Government Auditing Standards*; and the audit requirements of Title 2 U.S. *Code of Federal Regulations* Part 200, *Uniform Administrative Requirements, Cost Principles, and Audit Requirements for Federal Awards* (Uniform Guidance). These standards and the Uniform Guidance require us to plan and perform the audit to reasonably assure whether noncompliance with the applicable compliance requirements referred to above that could directly and materially affect a major federal program occurred. An audit includes examining, on a test basis, evidence about the District's compliance with those requirements and performing such other procedures as we considered necessary in the circumstances.

We believe our audit provides a reasonable basis for our compliance opinion on the District's major programs. However, our audit does not provide a legal determination of the District's compliance.

Opinion on the Major Federal Programs

In our opinion, North Canton City School District complied, in all material respects with the compliance requirements referred to above that could directly and materially affect its major federal programs for the year ended June 30, 2021.

Report on Internal Control Over Compliance

The District's management is responsible for establishing and maintaining effective internal control over compliance with the applicable compliance requirements referred to above. In planning and performing our compliance audit, we considered the District's internal control over compliance with the applicable requirements that could directly and materially affect a major federal program, to determine our auditing procedures appropriate for opining on each major federal program's compliance and to test and report on internal control over compliance in accordance with the Uniform Guidance, but not to the extent needed to opine on the effectiveness of internal control over compliance. Accordingly, we have not opined on the effectiveness of the District's internal control over compliance.

A deficiency in internal control over compliance exists when the design or operation of a control over compliance does not allow management or employees, when performing their assigned functions, to prevent, or to timely detect and correct, noncompliance with a federal program's applicable compliance requirement. A *material weakness in internal control over compliance* is a deficiency, or combination of deficiencies, in internal control over compliance, such that there is a reasonable possibility that material noncompliance with a federal program compliance requirement will not be prevented, or timely detected and corrected. A *significant deficiency in internal control over compliance* is a deficiency, or a combination of deficiencies, in internal control over compliance with federal program's applicable compliance requirement that is less severe than a material weakness in internal control over compliance, yet important enough to merit attention by those charged with governance.

Our consideration of internal control over compliance was for the limited purpose described in the first paragraph of this section and would not necessarily identify all deficiencies in internal control over compliance that might be material weaknesses or significant deficiencies. We did not identify any deficiencies in internal control over compliance that we consider to be material weaknesses. However, material weaknesses may exist that have not been identified.

This report only describes the scope of our internal control over compliance tests and the results of this testing based on Uniform Guidance requirements. Accordingly, this report is not suitable for any other purpose.



Keith Faber
Auditor of State
Columbus, Ohio

April 12, 2022

**NORTH CANTON CITY SCHOOL DISTRICT
STARK COUNTY**

**SCHEDULE OF FINDINGS
2 CFR § 200.515
JUNE 30, 2021**

1. SUMMARY OF AUDITOR'S RESULTS

(d)(1)(i)	Type of Financial Statement Opinion	Unmodified
(d)(1)(ii)	Were there any material weaknesses in internal control reported at the financial statement level (GAGAS)?	No
(d)(1)(ii)	Were there any significant deficiencies in internal control reported at the financial statement level (GAGAS)?	No
(d)(1)(iii)	Was there any reported material noncompliance at the financial statement level (GAGAS)?	No
(d)(1)(iv)	Were there any material weaknesses in internal control reported for major federal programs?	No
(d)(1)(iv)	Were there any significant deficiencies in internal control reported for major federal programs?	No
(d)(1)(v)	Type of Major Programs' Compliance Opinion	Unmodified
(d)(1)(vi)	Are there any reportable findings under 2 CFR § 200.516(a)?	No
(d)(1)(vii)	Major Programs (list):	Child Nutrition Cluster Elementary and Secondary School Emergency Relief
(d)(1)(viii)	Dollar Threshold: Type A/B Programs	Type A: > \$ 750,000 Type B: all others
(d)(1)(ix)	Low Risk Auditee under 2 CFR § 200.520?	Yes

**2. FINDINGS RELATED TO THE FINANCIAL STATEMENTS
REQUIRED TO BE REPORTED IN ACCORDANCE WITH GAGAS**

None

3. FINDINGS AND QUESTIONED COSTS FOR FEDERAL AWARDS

None

4. OTHER – FINDINGS FOR RECOVERY

We identified the following other issues related to Findings for Recovery. These issues did not impact our GAGAS or Single Audit Compliance and Controls reports.

Finding For Recovery Repaid Under Audit

FINDING NUMBER 2021-001

In accordance with the District's Employment of Substitutes Policy 3120.04, the District approved Terry Friel's Long-Term Substitute pay rate at \$203.779 per day beginning November 17, 2020 (previous salary of \$90.00 per day as a Substitute). For the payroll checks issued 12/4/20, 12/18/20, 12/31/20, 1/15/21, 1/29/21, 2/12/21, 2/26/21, 3/12/21, 3/26/21, 4/9/21, 4/23/21, 5/7/21, 5/21/21, and 6/4/21, Mr. Friel worked 118 days and was erroneously paid \$208.779 per day worked. As a result, an overpayment of \$590.00 occurred.

In accordance with the foregoing facts and pursuant to Ohio Revised Code § 117.28, a Finding for Recovery for public monies illegally expended is hereby issued against Terry Friel in the amount of \$590.00 and in favor of the North Canton City School District General Fund in the amount of \$590.00.

During the audit period, Mr. Friel consented to a payroll deduction for the total amount of overpayment of \$590.00 for the pay period ending 1/28/22 with direct deposit number v743199.

To help ensure proper payment of payroll disbursements, the District should review the design, implementation, and maintenance of internal controls relative to the input of payroll data and processing of payroll disbursements, and update and/or clarify the payroll procedures.

Official's Response:

We did not receive a response from Officials for this finding.

OHIO AUDITOR OF STATE KEITH FABER



NORTH CANTON CITY SCHOOL DISTRICT

STARK COUNTY

AUDITOR OF STATE OF OHIO CERTIFICATION

This is a true and correct copy of the report, which is required to be filed pursuant to Section 117.26, Revised Code, and which is filed in the Office of the Ohio Auditor of State in Columbus, Ohio.



Certified for Release 5/5/2022

88 East Broad Street, Columbus, Ohio 43215
Phone: 614-466-4514 or 800-282-0370

This report is a matter of public record and is available online at
www.ohioauditor.gov