



OHIO AUDITOR OF STATE  
**KEITH FABER**





VALLEY VIEW LOCAL SCHOOL DISTRICT  
MONTGOMERY COUNTY

JUNE 30, 2021

TABLE OF CONTENTS

<b>TITLE</b>	<b>PAGE</b>
Independent Auditor's Report .....	1
Prepared by Management:	
Management's Discussion and Analysis .....	5
Basic Financial Statements:	
Government-wide Financial Statements:	
Statement of Net Position .....	19
Statement of Activities.....	20
Fund Financial Statements:	
Balance Sheet	
Governmental Funds.....	21
Reconciliation of Total Governmental Fund Balances to Net Position of Governmental Activities .....	22
Statement of Revenues, Expenditures and Changes in Fund Balances Governmental Funds.....	23
Reconciliation of the Statement of Revenues, Expenditures and Changes in Fund Balances of Governmental Funds to the Statement of Activities.....	24
Statement of Revenues, Expenditures and Changes in Fund Balance - Budget and Actual (Non-GAAP Budgetary Basis) General Fund.....	25
Notes to the Basic Financial Statements .....	27
Required Supplementary Information:	
Schedule of the District's Proportionate Share of the Net Pension Liability - School Employees Retirement System (SERS) of Ohio .....	68
Schedule of the District's Proportionate Share of the Net Pension Liability - State Teachers Retirement System (STRS) of Ohio.....	70
Schedule of District Pension Contributions School Employees Retirement System (SERS) of Ohio.....	72
Schedule of District Pension Contributions State Teachers Retirement System (STRS) of Ohio.....	74
Schedule of the District's Proportionate Share of the Net OPEB Liability-School Employees Retirement System (SERS) of Ohio .....	76

VALLEY VIEW LOCAL SCHOOL DISTRICT  
MONTGOMERY COUNTY

JUNE 30, 2021

TABLE OF CONTENTS  
(Continued)

TITLE	PAGE
Schedule of the District's Proportionate Share of the Net OPEB Liability/Asset-State Teachers Retirement System (STRS) of Ohio.....	77
Schedule of District OPEB Contributions School Employees Retirement System (SERS) of Ohio .....	78
Schedule of District OPEB Contributions State Teachers Retirement System (STRS) of Ohio.....	80
Notes to Required Supplementary Information.....	82
Schedule of Expenditures of Federal Awards.....	85
Notes to the Schedule of Expenditures of Federal Awards .....	86
Independent Auditor's Report on Internal Control Over Financial Reporting and on Compliance and Other Matters Required by <i>Government Auditing Standards</i> .....	87
Independent Auditor's Report on Compliance with Requirements Applicable to the Major Federal Program and on Internal Control Over Compliance Required by the Uniform Guidance .....	89
Schedule of Findings.....	91



88 East Broad Street  
Columbus, Ohio 43215  
ContactUs@ohioauditor.gov  
(800) 282-0370

## INDEPENDENT AUDITOR'S REPORT

Valley View Local School District  
Montgomery County  
59 Peffley Street  
Germantown, Ohio 45327

To the Board of Education:

### ***Report on the Financial Statements***

We have audited the accompanying financial statements of the governmental activities, each major fund, and the aggregate remaining fund information of the Valley View Local School District, Montgomery County, Ohio (the District), as of and for the fiscal year ended June 30, 2021, and the related notes to the financial statements, which collectively comprise the District's basic financial statements as listed in the table of contents.

### ***Management's Responsibility for the Financial Statements***

Management is responsible for preparing and fairly presenting these financial statements in accordance with accounting principles generally accepted in the United States of America; this includes designing, implementing, and maintaining internal control relevant to preparing and fairly presenting financial statements that are free from material misstatement, whether due to fraud or error.

### ***Auditor's Responsibility***

Our responsibility is to opine on these financial statements based on our audit. We audited in accordance with auditing standards generally accepted in the United States of America and the financial audit standards in the Comptroller General of the United States' *Government Auditing Standards*. Those standards require us to plan and perform the audit to reasonably assure the financial statements are free from material misstatement.

An audit requires obtaining evidence about financial statement amounts and disclosures. The procedures selected depend on our judgment, including assessing the risks of material financial statement misstatement, whether due to fraud or error. In assessing those risks, we consider internal control relevant to the District's preparation and fair presentation of the financial statements in order to design audit procedures that are appropriate in the circumstances, but not to the extent needed to opine on the effectiveness of the District's internal control. Accordingly, we express no such opinion. An audit also includes evaluating the appropriateness of management's accounting policies and the reasonableness of their significant accounting estimates, as well as our evaluation of the overall financial statement presentation.

We believe the audit evidence we obtained is sufficient and appropriate to support our audit opinions.

**Opinion**

In our opinion, the financial statements referred to above present fairly, in all material respects, the respective financial position of the governmental activities, each major fund, and the aggregate remaining fund information of the District, as of June 30, 2021, and the respective changes in financial position thereof and the budgetary comparison for the General Fund thereof for the year then ended in accordance with the accounting principles generally accepted in the United States of America.

**Emphasis of Matter**

As discussed in Note 23 to the financial statements, the financial impact of COVID-19 and the continuing emergency measures may impact subsequent periods of the District. We did not modify our opinion regarding this matter.

**Other Matters**

*Required Supplementary Information*

Accounting principles generally accepted in the United States of America require this presentation to include *management's discussion and analysis*, and schedules of net pension and other post-employment benefit liabilities and pension and other post-employment benefit contributions listed in the table of contents, to supplement the basic financial statements. Although this information is not part of the basic financial statements, the Governmental Accounting Standards Board considers it essential for placing the basic financial statements in an appropriate operational, economic, or historical context. We applied certain limited procedures to the required supplementary information in accordance with auditing standards generally accepted in the United States of America, consisting of inquiries of management about the methods of preparing the information and comparing the information for consistency with management's responses to our inquiries, to the basic financial statements, and other knowledge we obtained during our audit of the basic financial statements. We do not opine or provide any assurance on the information because the limited procedures do not provide us with sufficient evidence to opine or provide any other assurance.

*Supplementary and Other Information*

Our audit was conducted to opine on the District's basic financial statements taken as a whole.

The Schedule of Expenditures of Federal Awards presents additional analysis as required by Title 2 U.S. Code of Federal Regulations (CFR) Part 200, Uniform Administrative Requirements, Cost Principles, and Audit Requirements for Federal Awards and is not a required part of the financial statements.

The schedules are management's responsibility, and derives from and relates directly to the underlying accounting and other records used to prepare the basic financial statements. We subjected this information to the auditing procedures we applied to the basic financial statements. We also applied certain additional procedures, including comparing and reconciling this information directly to the underlying accounting and other records used to prepare the basic financial statements or to the basic financial statements themselves in accordance with auditing standards generally accepted in the United States of America. In our opinion, this information is fairly stated in all material respects in relation to the basic financial statements taken as a whole.

***Other Reporting Required by Government Auditing Standards***

In accordance with *Government Auditing Standards*, we have also issued our report dated July 8, 2022, on our consideration of the District's internal control over financial reporting and our tests of its compliance with certain provisions of laws, regulations, contracts and grant agreements and other matters. That report describes the scope of our internal control testing over financial reporting and compliance, and the results of that testing, and does not opine on internal control over financial reporting or on compliance. That report is an integral part of an audit performed in accordance with *Government Auditing Standards* in considering the District's internal control over financial reporting and compliance.



Keith Faber  
Auditor of State  
Columbus, Ohio

July 8, 2022

**This page intentionally left blank.**



**VALLEY VIEW LOCAL SCHOOL DISTRICT  
MONTGOMERY COUNTY, OHIO**

**MANAGEMENT'S DISCUSSION AND ANALYSIS  
FOR THE FISCAL YEAR ENDED JUNE 30, 2021  
(UNAUDITED)**

The management's discussion and analysis of the Valley View Local School District's ("the District") financial performance provides an overall review of the District's financial activities for the fiscal year ended June 30, 2021. The intent of this discussion and analysis is to look at the District's financial performance as a whole; readers should also review the basic financial statements and the notes to the basic financial statements to enhance their understanding of the District's financial performance.

**Financial Highlights**

Key financial highlights for fiscal year 2021 are as follows:

- In total, net position of governmental activities increased \$3,066,056 which represents a 27.92% increase from 2020's net position.
- General revenues accounted for \$22,081,015 in revenue or 81.57% of all revenues. Program specific revenues in the form of charges for services and sales and grants and contributions accounted for \$4,990,091 or 18.43% for total revenues of \$27,071,106.
- The District had \$24,005,050 in expenses related to governmental activities; only \$4,990,091 of these expenses was offset by program specific charges for services, grants or contributions. General revenues supporting governmental activities (primarily taxes and unrestricted grants and entitlements) of \$22,081,015 were adequate to provide for these programs.
- The District's major governmental funds are the general fund, bond retirement fund, and classroom facilities fund. The general fund had \$21,436,514 in revenues and \$18,917,034 in expenditures. During fiscal year 2021, the general fund's fund balance increased \$2,519,480 from a fund balance of \$4,609,203 to a fund balance of \$7,128,683.
- The bond retirement fund had \$2,213,845 in revenues and other financing sources and \$11,601 in expenditures. During fiscal year 2021, the bond retirement fund's fund balance increased \$2,202,244 from a fund balance of \$0 to a fund balance of \$2,202,244.
- The classroom facilities fund had \$26,226,288 in other financing sources and \$7,696 in expenditures. During fiscal year 2021, the classroom facilities fund's fund balance increased \$26,218,592 from a fund balance of \$0 to a fund balance of \$26,218,592.

**Using the Basic Financial Statements**

This annual report consists of a series of financial statements and notes to those statements. These statements are organized so the reader can understand the District as a financial whole, an entire operating entity. The statements then proceed to provide an increasingly detailed look at specific financial activities.

The *statement of net position* and *statement of activities* provide information about the activities of the whole District, presenting both an aggregate view of the District's finances and a longer-term view of those finances. Fund financial statements provide the next level of detail. For governmental funds, these statements tell how services were financed in the short-term as well as what remains for future spending. The fund financial statements also look at the District's most significant funds with all other nonmajor funds presented in total in one column. In the case of the District, the general fund, the bond retirement fund, and the classroom facilities fund are reported as major funds.

**VALLEY VIEW LOCAL SCHOOL DISTRICT  
MONTGOMERY COUNTY, OHIO**

MANAGEMENT'S DISCUSSION AND ANALYSIS  
FOR THE FISCAL YEAR ENDED JUNE 30, 2021  
(UNAUDITED)

**Reporting the District as a Whole**

***Statement of Net Position and the Statement of Activities***

While this document contains the large number of funds used by the District to provide programs and activities, the view of the District as a whole looks at all financial transactions and asks the question, "How did we do financially during 2021?" The statement of net position and the statement of activities answer this question. These statements include *all assets, deferred outflows of resources, liabilities, deferred inflows of resources, revenues and expenses* using the *accrual basis of accounting* similar to the accounting used by most private-sector companies. This basis of accounting will take into account all of the current year's revenues and expenses regardless of when cash is received or paid.

These two statements report the District's *net position* and changes in net position. This change in net position is important because it tells the reader that, for the District as a whole, the *financial position* of the District has improved or diminished. The causes of this change may be the result of many factors, some financial, some not. Non-financial factors include the District's property tax base, current property tax laws in Ohio restricting revenue growth, facility conditions, required educational programs and other factors.

In the statement of net position and the statement of activities, the governmental activities include the District's programs and services, including instruction, support services, operation of non-instructional services, extracurricular activities, and food service operations.

The District's statement of net position and statement of activities can be found on pages 19 and 20 of this report.

**Reporting the District's Most Significant Funds**

***Fund Financial Statements***

The analysis of the District's major governmental funds begins on page 14. Fund financial reports provide detailed information about the District's major funds. The District uses many funds to account for a multitude of financial transactions. However, these fund financial statements focus on the District's most significant funds. The District's major governmental funds are the general fund, the bond retirement fund, and the classroom facilities fund.

***Governmental Funds***

Most of the District's activities are reported in governmental funds, which focus on how money flows into and out of those funds and the balances left at year-end available for spending in future periods. These funds are reported using an accounting method called *modified accrual* accounting, which measures cash and all other *financial assets* than can readily be converted to cash. The governmental fund financial statements provide a detailed *short-term* view of the District's general government operations and the basic services it provides. Governmental fund information helps you determine whether there are more or fewer financial resources that can be spent in the near future to finance educational programs. The relationship (or differences) between governmental *activities* (reported in the statement of net position and the statement of activities) and governmental *funds* is reconciled in the basic financial statements. The basic governmental fund financial statements can be found on pages 21 - 25 of this report.

**VALLEY VIEW LOCAL SCHOOL DISTRICT  
MONTGOMERY COUNTY, OHIO**

**MANAGEMENT'S DISCUSSION AND ANALYSIS  
FOR THE FISCAL YEAR ENDED JUNE 30, 2021  
(UNAUDITED)**

***Reporting the District's Fiduciary Responsibilities***

Fiduciary funds are used to account for resources held for the benefit of parties outside the District. Fiduciary funds are not reflected in the government-wide financial statements because the resources of those funds are not available to support the District's own programs. The District did not have any custodial fund activity in 2021.

***Notes to the Basic Financial Statements***

The notes provide additional information that is essential to a full understanding of the data provided in the government-wide and fund financial statements. These notes to the basic financial statements can be found on pages 27 - 66 of this report.

***Required Supplementary Information***

The required supplementary information provides detailed information regarding the District's proportionate share of the net pension liability and new OPEB liability/asset of the retirement systems and a ten year schedule of the District's contributions to the retirement systems to fund pension and OPEB obligations. The required supplementary information can be found on pages 68 through 83 of this report.

THIS SPACE INTENTIONALLY LEFT BLANK

**VALLEY VIEW LOCAL SCHOOL DISTRICT  
MONTGOMERY COUNTY, OHIO**

MANAGEMENT'S DISCUSSION AND ANALYSIS  
FOR THE FISCAL YEAR ENDED JUNE 30, 2021  
(UNAUDITED)

**The District as a Whole**

The statement of net position provides the perspective of the District as a whole. The table that follows provides a summary of the District's net position at June 30, 2021 and June 30, 2020.

	<b>Net Position</b>	
	Governmental Activities	Governmental Activities
	<u>2021</u>	<u>2020</u>
<b><u>Assets</u></b>		
Current and other assets	\$ 51,603,218	\$ 16,844,749
Capital assets, net	<u>5,693,526</u>	<u>5,411,830</u>
Total assets	<u>57,296,744</u>	<u>22,256,579</u>
<b><u>Deferred Outflows of Resources</u></b>		
Pension	4,091,146	4,666,906
OPEB	<u>632,855</u>	<u>562,778</u>
Total deferred outflows of resources	<u>4,724,001</u>	<u>5,229,684</u>
<b><u>Liabilities</u></b>		
Current liabilities	2,479,443	2,329,304
Long-term liabilities:		
Due within one year	1,584,386	83,461
Due in more than one year:		
Net pension liability	22,635,146	22,616,042
Net OPEB liability	1,648,525	2,031,646
Other amounts	<u>30,232,210</u>	<u>1,000,313</u>
Total liabilities	<u>58,579,710</u>	<u>28,060,766</u>
<b><u>Deferred Inflows of Resources</u></b>		
Property taxes levied for next year	7,053,939	6,880,684
Pension	1,760,870	1,307,998
OPEB	<u>2,543,298</u>	<u>2,219,943</u>
Total deferred inflows of resources	<u>11,358,107</u>	<u>10,408,625</u>
<b><u>Net Position</u></b>		
Net investment in capital assets	5,238,755	5,384,901
Restricted	4,434,441	492,394
Unrestricted (deficit)	<u>(17,590,268)</u>	<u>(16,860,423)</u>
Total net position (deficit)	<u>\$ (7,917,072)</u>	<u>\$ (10,983,128)</u>

The net pension liability is reported pursuant to Governmental Accounting Standards Board (GASB) Statement 68, "Accounting and Financial Reporting for Pensions—an Amendment of GASB Statement 27." The net other postemployment benefits (OPEB) liability/asset is reported pursuant to GASB Statement 75, "Accounting and Financial Reporting for Postemployment Benefits Other Than Pensions." For reasons discussed below, many end users of this financial statement will gain a clearer understanding of the School District's actual financial condition by adding deferred inflows related to pension and OPEB, the net pension liability, and the net OPEB liability to the reported net position and subtracting deferred outflows related to pension and OPEB and the net OPEB asset.

**VALLEY VIEW LOCAL SCHOOL DISTRICT  
MONTGOMERY COUNTY, OHIO**

MANAGEMENT'S DISCUSSION AND ANALYSIS  
FOR THE FISCAL YEAR ENDED JUNE 30, 2021  
(UNAUDITED)

GASB standards are national and apply to all government financial reports prepared in accordance with generally accepted accounting principles. Prior accounting for pensions (GASB 27) and postemployment benefits (GASB 45) focused on a funding approach. This approach limited pension and OPEB costs to contributions annually required by law, which may or may not be sufficient to fully fund each plan's *net pension liability* or *net OPEB liability*. GASB 68 and GASB 75 take an earnings approach to pension and OPEB accounting; however, the nature of Ohio's statewide pension/OPEB plans and state law governing those systems requires additional explanation in order to properly understand the information presented in these statements.

GASB 68 and GASB 75 require the net pension liability and the net OPEB liability to equal the School District's proportionate share of each plan's collective:

1. Present value of estimated future pension/OPEB benefits attributable to active and inactive employees' past service.
2. Minus plan assets available to pay these benefits.

GASB notes that pension and OPEB obligations, whether funded or unfunded, are part of the "employment exchange" – that is, the employee is trading his or her labor in exchange for wages, benefits, and the promise of a future pension and other postemployment benefits. GASB noted that the unfunded portion of this promise is a present obligation of the government, part of a bargained-for benefit to the employee, and should accordingly be reported by the government as a liability since they received the benefit of the exchange. However, the School District is not responsible for certain key factors affecting the balance of these liabilities. In Ohio, the employee shares the obligation of funding pension benefits with the employer. Both employer and employee contribution rates are capped by State statute. A change in these caps requires action of both Houses of the General Assembly and approval of the Governor. Benefit provisions are also determined by State statute. The Ohio Revised Code permits, but does not require the retirement systems to provide healthcare to eligible benefit recipients. The retirement systems may allocate a portion of the employer contributions to provide for these OPEB benefits.

The employee enters the employment exchange with the knowledge that the employer's promise is limited not by contract but by law. The employer enters the exchange also knowing that there is a specific, legal limit to its contribution to the retirement system. In Ohio, there is no legal means to enforce the unfunded liability of the pension/OPEB plan *as against the public employer*. State law operates to mitigate/lessen the moral obligation of the public employer to the employee, because all parties enter the employment exchange with notice as to the law. The retirement system is responsible for the administration of the pension and OPEB plans.

Most long-term liabilities have set repayment schedules or, in the case of compensated absences (i.e. sick and vacation leave), are satisfied through paid time-off or termination payments. There is no repayment schedule for the net pension liability or the net OPEB liability. As explained above, changes in benefits, contribution rates, and return on investments affect the balance of these liabilities but are outside the control of the local government. In the event that contributions, investment returns, and other changes are insufficient to keep up with required payments, State statute does not assign/identify the responsible party for the unfunded portion. Due to the unique nature of how the net pension liability and the net OPEB liability are satisfied, these liabilities are separately identified within the long-term liability section of the statement of net position.

In accordance with GASB 68 and GASB 75, the School District's statements prepared on an accrual basis of accounting include an annual pension expense and an annual OPEB expense for their proportionate share of each plan's *change* in net pension liability and net OPEB liability/asset, respectively, not accounted for as deferred inflows/outflows.

**VALLEY VIEW LOCAL SCHOOL DISTRICT  
MONTGOMERY COUNTY, OHIO**

**MANAGEMENT'S DISCUSSION AND ANALYSIS  
FOR THE FISCAL YEAR ENDED JUNE 30, 2021  
(UNAUDITED)**

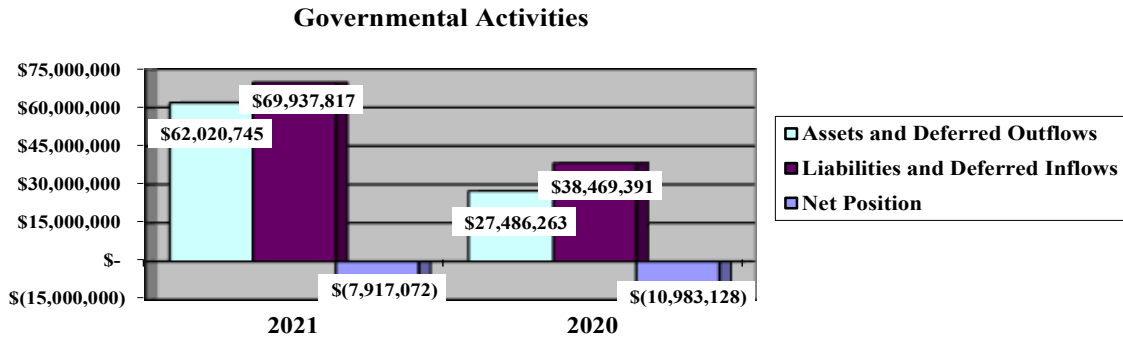
*Analysis of Net Position*

Over time, net position can serve as a useful indicator of a government's financial position. At June 30, 2021, the District's liabilities and deferred inflows of resources exceeded assets and deferred outflows of resources by \$7,917,072.

At year-end, capital assets represented 9.94% of total assets. Capital assets include land, land improvements, buildings and improvements, furniture and equipment, and vehicles. Net investment in capital assets at June 30, 2021 was \$5,238,755. These capital assets are used to provide services to the students and are not available for future spending. Although the District's net investment in capital assets is reported net of related debt, it should be noted that the resources to repay the debt must be provided from other sources, since capital assets may not be used to liquidate these liabilities.

A portion of the District's net position, \$4,434,441, represents resources that are subject to external restriction on how they may be used. The remaining balance of unrestricted net position is a deficit of \$17,590,268.

The graph below illustrates the governmental activities assets, deferred outflows of resources, liabilities, deferred inflows of resources and net position at June 30, 2021 and 2020.



THIS SPACE INTENTIONALLY LEFT BLANK

**VALLEY VIEW LOCAL SCHOOL DISTRICT  
MONTGOMERY COUNTY, OHIO**

MANAGEMENT'S DISCUSSION AND ANALYSIS  
FOR THE FISCAL YEAR ENDED JUNE 30, 2021  
(UNAUDITED)

The table below shows the change in net position for fiscal years 2021 and 2020.

	<b>Change in Net Position</b>	
	Governmental Activities <u>2021</u>	Governmental Activities <u>2020</u>
<b><u>Revenues</u></b>		
Program revenues:		
Charges for services and sales	\$ 761,750	\$ 1,077,488
Operating grants and contributions	4,228,341	2,179,078
General revenues:		
Property taxes	7,838,853	6,504,777
School district income taxes	4,688,844	3,560,532
Grants and entitlements	9,399,667	8,958,244
Investment earnings	80,685	123,452
Other	72,966	190,174
Total revenues	<u>\$ 27,071,106</u>	<u>\$ 22,593,745</u>
<b><u>Expenses</u></b>		
Program expenses:		
Instruction:		
Regular	\$ 9,282,964	\$ 9,385,075
Special	3,493,477	3,416,015
Vocational	65,302	54,280
Other	637,160	519,955
Support services:		
Pupil	2,165,147	2,316,502
Instructional staff	376,667	425,037
Board of education	6,995	7,158
Administration	1,566,973	1,685,651
Fiscal	62,647	71,195
Business	17,029	24,231
Operations and maintenance	2,636,713	1,665,307
Pupil transportation	1,257,910	1,254,158
Central	39,641	89,036
Operations of non-instructional services		
Food service operations	764,414	702,582
Other non-instructional services	382,469	276,298
Extracurricular activities	709,485	724,963
Interest and fiscal charges	540,057	2,867
Total expenses	<u>24,005,050</u>	<u>22,620,310</u>
Change in net position	3,066,056	(26,565)
Net position (deficit) at beginning of year	<u>(10,983,128)</u>	<u>(10,956,563)</u>
Net position (deficit) at end of year	<u>\$ (7,917,072)</u>	<u>\$ (10,983,128)</u>

**VALLEY VIEW LOCAL SCHOOL DISTRICT  
MONTGOMERY COUNTY, OHIO**

**MANAGEMENT'S DISCUSSION AND ANALYSIS  
FOR THE FISCAL YEAR ENDED JUNE 30, 2021  
(UNAUDITED)**

**Governmental Activities**

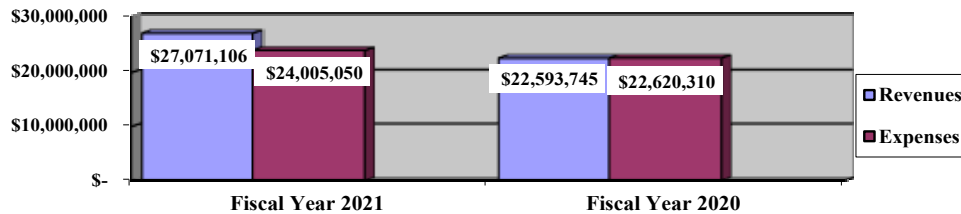
Net position of the District's governmental activities increased \$3,066,056. Total governmental expenses of \$24,005,050 were offset by program revenues of \$4,990,091 and general revenues of \$22,081,015. Program revenues supported 20.79% of the total governmental expenses.

The primary sources of revenue for governmental activities are derived from property taxes, a school district income tax, and unrestricted grants and entitlements. These revenue sources represent 81.00% of total governmental revenue.

Overall, expenses of the governmental activities increased \$1,384,740 or 6.12%.

The graph below presents the District's governmental activities revenues and expenses for fiscal year 2021 and 2020.

**Governmental Activities – Revenues and Expenses**



THIS SPACE INTENTIONALLY LEFT BLANK



**VALLEY VIEW LOCAL SCHOOL DISTRICT  
MONTGOMERY COUNTY, OHIO**

**MANAGEMENT'S DISCUSSION AND ANALYSIS  
FOR THE FISCAL YEAR ENDED JUNE 30, 2021  
(UNAUDITED)**

The statement of activities shows the cost of program services and the charges for services and grants offsetting those services. The following table shows, for governmental activities, the total cost of services and the net cost of services. That is, it identifies the cost of these services supported by tax revenue and unrestricted State grants and entitlements. The total and net costs of services for fiscal years 2021 and 2020 are presented below.

<b>Governmental Activities</b>				
	Total Cost of Services <u>2021</u>	Net Cost of Services <u>2021</u>	Total Cost of Services <u>2020</u>	Net Cost of Services <u>2020</u>
<b>Program expenses</b>				
Instruction:				
Regular	\$ 9,282,964	\$ 8,287,061	\$ 9,385,075	\$ 8,965,590
Special	3,493,477	1,843,920	3,416,015	1,867,270
Vocational	65,302	39,000	54,280	27,978
Other	637,160	637,160	519,955	519,955
Support services:				
Pupil	2,165,147	1,461,745	2,316,502	2,044,742
Instructional staff	376,667	318,584	425,037	383,290
Board of education	6,995	6,995	7,158	7,158
Administration	1,566,973	1,554,600	1,685,651	1,679,739
Fiscal	62,647	59,556	71,195	70,019
Business	17,029	17,029	24,231	24,231
Operations and maintenance	2,636,713	2,379,990	1,665,307	1,609,487
Pupil transportation	1,257,910	1,229,182	1,254,158	1,232,080
Central	39,641	30,333	89,036	89,036
Operations of non-instructional services:				
Food service operations	764,414	(253,787)	702,582	64,182
Other non-instructional services	382,469	292,009	276,298	267,522
Extracurricular activities	709,485	571,525	724,963	508,598
Interest and fiscal charges	<u>540,057</u>	<u>540,057</u>	<u>2,867</u>	<u>2,867</u>
Total expenses	<u>\$ 24,005,050</u>	<u>\$ 19,014,959</u>	<u>\$ 22,620,310</u>	<u>\$ 19,363,744</u>

The dependence upon tax and other general revenues for governmental activities is apparent as 80.18% of instruction activities are supported through taxes and other general revenues. For all governmental activities, general revenue support is 79.21%. The District's taxpayers and unrestricted grants and entitlements are by far the primary support for District's students.

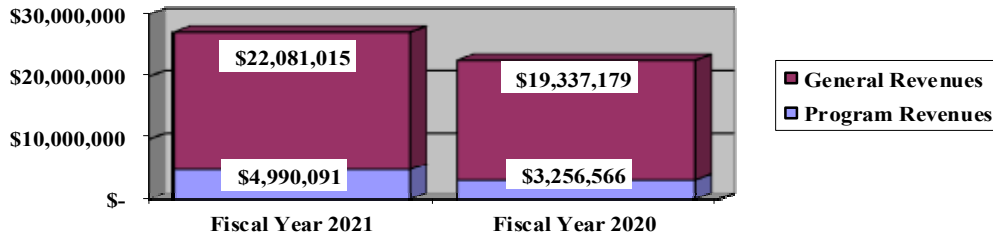
THIS SPACE INTENTIONALLY LEFT BLANK

**VALLEY VIEW LOCAL SCHOOL DISTRICT  
MONTGOMERY COUNTY, OHIO**

MANAGEMENT'S DISCUSSION AND ANALYSIS  
FOR THE FISCAL YEAR ENDED JUNE 30, 2021  
(UNAUDITED)

The graph below presents the District's governmental activities revenue for fiscal years 2021 and 2020.

**Governmental Activities - General and Program Revenues**



**The District's Funds**

The District's governmental funds (as presented on page 21) reported a combined fund balance of \$39,862,945 which is more than last year's fund balance of \$5,657,405.

The schedule below indicates the fund balance and the total change in fund balance as of June 30, 2021 and 2020.

	Fund Balance June 30, 2021	Fund Balance June 30, 2020	Change
General	\$ 7,128,683	\$ 4,609,203	\$ 2,519,480
Bond retirement	2,202,244	-	2,202,244
Classroom facilities	26,218,592	-	26,218,592
Nonmajor Governmental	<u>4,313,426</u>	<u>1,048,202</u>	<u>3,265,224</u>
<b>Total</b>	<u><u>\$ 39,862,945</u></u>	<u><u>\$ 5,657,405</u></u>	<u><u>\$34,205,540</u></u>

THIS SPACE INTENTIONALLY LEFT BLANK

**VALLEY VIEW LOCAL SCHOOL DISTRICT  
MONTGOMERY COUNTY, OHIO**

MANAGEMENT'S DISCUSSION AND ANALYSIS  
FOR THE FISCAL YEAR ENDED JUNE 30, 2021  
(UNAUDITED)

***General Fund***

The District's general fund's fund balance increased \$2,519,480.

The table that follows assists in illustrating the financial activities and fund balance of the general fund.

	2021 <u>Amount</u>	2020 <u>Amount</u>	<u>Change</u>	Percentage <u>Change</u>
<b><u>Revenues</u></b>				
Taxes	\$ 10,675,338	\$ 9,207,447	\$ 1,467,891	15.94 %
Intergovernmental	10,059,591	9,654,681	404,910	4.19 %
Investment earnings	59,919	122,354	(62,435)	(51.03) %
Tuition and fees	502,206	428,674	73,532	17.15 %
Other revenues	<u>139,460</u>	<u>313,764</u>	<u>(174,304)</u>	(55.55) %
Total	<u>\$ 21,436,514</u>	<u>\$ 19,726,920</u>	<u>\$ 1,709,594</u>	8.67 %
<b><u>Expenditures</u></b>				
Instruction	\$ 11,434,111	\$ 11,444,512	\$ (10,401)	(0.09) %
Support services	6,618,405	6,866,379	(247,974)	(3.61) %
Non-instruction services	313,880	276,298	37,582	13.60 %
Extracurricular activities	531,526	514,456	17,070	3.32 %
Debt service	<u>19,112</u>	<u>19,111</u>	<u>1</u>	0.01 %
Total	<u>\$ 18,917,034</u>	<u>\$ 19,120,756</u>	<u>\$ (203,722)</u>	(1.07) %

Revenues of the general fund increased \$1,709,594 or 8.67%. The increase in taxes is primarily due to an increase in the income tax rate and assessed values during the fiscal year. The decrease in investment earnings is primarily due to a decrease in interest rates compared to the prior year. The decrease in other revenues is primarily due to a decrease in contributions and donations during fiscal year 2021 compared to fiscal year 2020.

During fiscal year 2021, expenditures of the general fund remained relatively stable with a slight decrease of 1.07%. The decrease is primarily due to COVID-19 and the District's efforts to control expenditures.

***Bond Retirement Fund***

The bond retirement fund had \$2,213,845 in revenues and other financing sources and \$11,601 in expenditures. During fiscal 2021, the bond retirement fund's fund balance increased \$2,202,244 from a fund balance of \$0 to \$2,202,244.

***Classroom Facilities Fund***

The classroom facilities fund had \$26,226,288 in other financing uses and \$7,696 in expenditures. During fiscal 2021, the classroom facilities fund's fund balance increased \$26,218,592 from a fund balance of \$0 to \$26,218,592.

***General Fund Budgeting Highlights***

The District's budget is prepared according to Ohio law and is based on accounting for certain transactions on a basis of cash receipts, disbursements and encumbrances. The most significant budgeted fund is the general fund.

**VALLEY VIEW LOCAL SCHOOL DISTRICT  
MONTGOMERY COUNTY, OHIO**

**MANAGEMENT'S DISCUSSION AND ANALYSIS  
FOR THE FISCAL YEAR ENDED JUNE 30, 2021  
(UNAUDITED)**

During the course of fiscal year 2021, the District amended its general fund budget numerous times. For the general fund, original budgeted revenues and other financing sources of \$18,718,075 were equal to the final budget. Actual revenues and other financing sources were \$20,652,273 which is greater than the final budgeted revenues estimate by \$1,934,198.

General fund original appropriations of \$20,176,175 were increased to \$20,859,092 in the final budget. Actual budget basis expenditures of \$19,236,314 were \$1,622,778 less than the final budget.

**Capital Assets and Debt Administration**

***Capital Assets***

At the end of fiscal year 2021, the District had \$5,693,526 invested in land, land improvements, buildings and improvements, furniture and equipment, and vehicles. This entire amount is reported in governmental activities. The following table shows June 30, 2021 balances compared to June 30, 2020:

**Capital Assets at June 30  
(Net of Depreciation)**

	Governmental Activities	
	2021	2020
Land	\$ 620,123	\$ 405,123
Land improvements	1,180,337	1,199,439
Building and improvements	2,383,669	2,458,886
Furniture and equipment	1,368,476	1,211,395
Vehicles	140,921	136,987
Total	\$ 5,693,526	\$ 5,411,830

Capital assets increased \$281,696 during fiscal year 2021. During fiscal year 2021, the District had \$595,475 in capital asset additions and \$313,779 in depreciation expense.

Refer to Note 9 in the basic financial statements for further detail on the District's capital assets.

***Debt Administration***

At June 30, 2021, the District had \$28,700,000 in general obligation bonds and \$9,336 in capital lease obligation outstanding. Of these totals, \$1,319,336 is due within one year and \$27,390,000 is due in greater than one year. The following table summarizes the bonds and the capital lease obligation outstanding.

**Outstanding Debt, at Year End**

	Governmental Activities 2021	Governmental Activities 2020
	2021	2020
General obligation bonds	\$ 28,700,000	\$ -
Capital lease obligation	9,336	26,929
Total	\$ 28,709,336	\$ 26,929

**VALLEY VIEW LOCAL SCHOOL DISTRICT  
MONTGOMERY COUNTY, OHIO**

**MANAGEMENT'S DISCUSSION AND ANALYSIS  
FOR THE FISCAL YEAR ENDED JUNE 30, 2021  
(UNAUDITED)**

See Note 11 to the basic financial statements for further detail on the District's debt administration.

**Current Financial Related Activities**

The District continues to provide excellent services to our students, parents and community. The Board of Education and administration have carefully managed general fund budgets in recent years in order to keep the District on solid financial footing. The District received notification that the OFCC was set to proceed with the new school project after a delay due to the coronavirus pandemic. Bonds were sold in June 2021 to fund the local portion of the K-12 building project.

Education in the District has returned to in person instruction 5 days per week amid the delta variant wave of the COVID-19 pandemic after a hybrid of instructional methods were employed in fiscal year 2021. In fiscal year 2021, the District received nearly \$600,000 from various sources of aid to assist with additional costs to education created by pandemic response. The District expects to receive approximately \$2.8 million dollars in fiscal year 2022 to address student learning loss and remediation. Real estate and income tax collection for the District remained steady in fiscal year 2021 and are not expected to change significantly in fiscal year 2022. The District will experience a decrease in state funding in fiscal year 2022 due to the state change to funding students where educated. The District does not anticipate this change to adversely affect the District as the expense for those students is also incurred where educated. The District financial position is strong and excitement abounds as the new school construction project gets underway.

**Contacting the District's Financial Management**

This financial report is designed to provide our citizens, taxpayers, and investors and creditors with a general overview of the District's finances and to show the District's accountability for the money it receives. If you have questions about this report or need additional financial information contact Ms. Laura Sauber, Treasurer, Valley View Local School District, 59 Peffley St., Germantown, Ohio 45327.

BASIC  
FINANCIAL STATEMENTS

**VALLEY VIEW LOCAL SCHOOL DISTRICT  
MONTGOMERY, OHIO**

STATEMENT OF NET POSITION  
JUNE 30, 2021

	<b>Governmental Activities</b>
<b>Assets:</b>	
Equity in pooled cash and cash equivalents	\$ 39,943,325
Cash with fiscal agent	9,072
Cash in segregated accounts	404
Receivables:	
Property taxes	7,555,134
Income taxes	2,038,590
Accounts	121,842
Accrued interest	7,727
Intergovernmental	624,489
Prepayments	1,214
Materials and supplies inventory	1,331
Inventory held for resale	8,511
Net OPEB asset	1,291,579
Capital assets:	
Nondepreciable capital assets	620,123
Depreciable capital assets, net	5,073,403
Capital assets, net	5,693,526
Total assets	57,296,744
<b>Deferred outflows of resources:</b>	
Pension	4,091,146
OPEB	632,855
Total deferred outflows of resources	4,724,001
<b>Liabilities:</b>	
Accounts payable	180,501
Accrued wages and benefits payable	1,843,214
Intergovernmental payable	70,678
Pension and postemployment benefits payable	291,947
Accrued interest payable	93,103
Long-term liabilities:	
Due within one year	1,584,386
Due in more than one year:	
Net pension liability	22,635,146
Net OPEB liability	1,648,525
Other amounts due in more than one year	30,232,210
Total liabilities	58,579,710
<b>Deferred inflows of resources:</b>	
Property taxes levied for the next fiscal year	7,053,939
Pension	1,760,870
OPEB	2,543,298
Total deferred inflows of resources	11,358,107
<b>Net position:</b>	
Net investment in capital assets	5,238,755
Restricted for:	
Capital projects	1,057,750
Debt service	2,109,141
State funded programs	656,176
Federally funded programs	108,409
Food service operations	347,950
Extracurricular	102,475
Other purposes	52,540
Unrestricted (deficit)	(17,590,268)
Total net position (deficit)	\$ (7,917,072)

SEE ACCOMPANYING NOTES TO THE BASIC FINANCIAL STATEMENTS

**VALLEY VIEW LOCAL SCHOOL DISTRICT  
MONTGOMERY, OHIO**

STATEMENT OF ACTIVITIES  
FOR THE FISCAL YEAR ENDED JUNE 30, 2021

	Expenses	Program Revenues		Net (Expense)
		Charges for Services and Sales	Operating Grants and Contributions	Revenue and Changes in Net Position
				Governmental Activities
<b>Governmental activities:</b>				
Instruction:				
Regular	\$ 9,282,964	\$ 354,226	\$ 641,677	\$ (8,287,061)
Special	3,493,477	230,224	1,419,333	(1,843,920)
Vocational	65,302	-	26,302	(39,000)
Other	637,160	-	-	(637,160)
Support services:				
Pupil	2,165,147	-	703,402	(1,461,745)
Instructional staff	376,667	-	58,083	(318,584)
Board of education	6,995	-	-	(6,995)
Administration	1,566,973	-	12,373	(1,554,600)
Fiscal	62,647	67	3,024	(59,556)
Business	17,029	-	-	(17,029)
Operations and maintenance	2,636,713	5,400	251,323	(2,379,990)
Pupil transportation	1,257,910	-	28,728	(1,229,182)
Central	39,641	-	9,308	(30,333)
Operation of non-instructional services:				
Food service operations	764,414	47,583	970,618	253,787
Other non-instructional services	382,469	-	90,460	(292,009)
Extracurricular activities	709,485	124,250	13,710	(571,525)
Interest and fiscal charges	540,057	-	-	(540,057)
<b>Totals</b>	<b>\$ 24,005,050</b>	<b>\$ 761,750</b>	<b>\$ 4,228,341</b>	<b>(19,014,959)</b>

**General revenues:**

Property taxes levied for:	
General purposes	6,114,345
Debt service	806,963
Capital outlay	917,545
Income taxes levied for:	
General purposes	4,688,844
Grants and entitlements not restricted to specific programs	9,399,667
Investment earnings	80,685
Miscellaneous	72,966
<b>Total general revenues</b>	<b>22,081,015</b>
Change in net position	3,066,056
<b>Net position (deficit) at beginning of year</b>	<b>(10,983,128)</b>
<b>Net position (deficit) at end of year</b>	<b>\$ (7,917,072)</b>

SEE ACCOMPANYING NOTES TO THE BASIC FINANCIAL STATEMENTS



**VALLEY VIEW LOCAL SCHOOL DISTRICT  
MONTGOMERY, OHIO**

BALANCE SHEET  
GOVERNMENTAL FUNDS  
JUNE 30, 2021

	<u>General</u>	<u>Bond Retirement</u>	<u>Classroom Facilities</u>	<u>Nonmajor Governmental Funds</u>	<u>Total Governmental Funds</u>
<b>Assets:</b>					
Equity in pooled cash and cash equivalents	\$ 7,209,454	\$ 2,202,244	\$ 26,218,592	\$ 4,313,035	\$ 39,943,325
Cash with fiscal agent	-	-	-	9,072	9,072
Cash in segregated accounts	-	-	-	404	404
Receivables:					
Property taxes	5,194,037	1,576,768	-	784,329	7,555,134
Income taxes	2,038,590	-	-	-	2,038,590
Accounts	121,842	-	-	-	121,842
Accrued interest	4,839	-	2,888	-	7,727
Interfund loans	181,640	-	-	-	181,640
Intergovernmental	187,493	-	-	436,996	624,489
Prepayments	1,214	-	-	-	1,214
Materials and supplies inventory	-	-	-	1,331	1,331
Inventory held for resale	-	-	-	8,511	8,511
Total assets	<u>\$ 14,939,109</u>	<u>\$ 3,779,012</u>	<u>\$ 26,221,480</u>	<u>\$ 5,553,678</u>	<u>\$ 50,493,279</u>
<b>Liabilities:</b>					
Accounts payable	\$ 78,449	\$ -	\$ -	\$ 102,052	\$ 180,501
Accrued wages and benefits payable	1,717,519	-	-	125,695	1,843,214
Compensated absences payable	106,320	-	-	-	106,320
Early retirement incentive payable	128,000	-	-	-	128,000
Intergovernmental payable	69,209	-	-	1,469	70,678
Pension and postemployment benefits payable	268,374	-	-	23,573	291,947
Interfund loans payable	-	-	-	181,640	181,640
Total liabilities	<u>2,367,871</u>	<u>-</u>	<u>-</u>	<u>434,429</u>	<u>2,802,300</u>
<b>Deferred inflows of resources:</b>					
Property taxes levied for the next fiscal year	4,757,669	1,576,768	-	719,502	7,053,939
Delinquent property tax revenue not available	220,651	-	-	29,329	249,980
Income tax revenue not available	340,143	-	-	-	340,143
Intergovernmental revenue not available	1,852	-	-	56,992	58,844
Accrued interest not available	398	-	2,888	-	3,286
Miscellaneous revenue not available	121,842	-	-	-	121,842
Total deferred inflows of resources	<u>5,442,555</u>	<u>1,576,768</u>	<u>2,888</u>	<u>805,823</u>	<u>7,828,034</u>
<b>Fund balances:</b>					
Nonspendable:					
Materials and supplies inventory	-	-	-	1,331	1,331
Prepays	1,214	-	-	-	1,214
Restricted:					
Debt service	-	2,202,244	-	-	2,202,244
Capital improvements	-	-	26,218,592	2,473,712	28,692,304
Food service operations	-	-	-	388,416	388,416
State funded programs	-	-	-	656,176	656,176
Federally funded programs	-	-	-	74,004	74,004
Extracurricular	-	-	-	102,475	102,475
Other purposes	-	-	-	52,540	52,540
Committed:					
Capital improvements	-	-	-	587,794	587,794
Other purposes	11,000	-	-	-	11,000
Assigned:					
Student instruction	198,393	-	-	-	198,393
Student and staff support	118,957	-	-	-	118,957
Other purposes	56,606	-	-	-	56,606
Unassigned (deficit)	<u>6,742,513</u>	<u>-</u>	<u>-</u>	<u>(23,022)</u>	<u>6,719,491</u>
Total fund balances	<u>7,128,683</u>	<u>2,202,244</u>	<u>26,218,592</u>	<u>4,313,426</u>	<u>39,862,945</u>
Total liabilities, deferred inflows and fund balances	<u>\$ 14,939,109</u>	<u>\$ 3,779,012</u>	<u>\$ 26,221,480</u>	<u>\$ 5,553,678</u>	<u>\$ 50,493,279</u>

SEE ACCOMPANYING NOTES TO THE BASIC FINANCIAL STATEMENTS

**VALLEY VIEW LOCAL SCHOOL DISTRICT  
MONTGOMERY, OHIO**

RECONCILIATION OF TOTAL GOVERNMENTAL FUND BALANCES TO  
NET POSITION OF GOVERNMENTAL ACTIVITIES  
JUNE 30, 2021

<b>Total governmental fund balances</b>		\$	39,862,945
<i>Amounts reported for governmental activities on the statement of net position are different because:</i>			
Capital assets used in governmental activities are not financial resources and therefore are not reported in the funds.			5,693,526
Other long-term assets are not available to pay for current-period expenditures and therefore are deferred inflows in the funds.			
Property taxes receivable	\$	249,980	
Income taxes receivable		340,143	
Accounts receivable		121,842	
Accrued interest receivable		3,286	
Intergovernmental receivable		58,844	
Total		774,095	774,095
Unamortized premiums on bonds issued are not recognized in the funds.			(1,833,739)
Accrued interest payable is not due and payable in the current period and therefore is not reported in the funds.			(93,103)
The net pension/OPEB assets & liabilities are not due and payable in the current period; therefore, the assets, liabilities and related deferred inflows/outflows are not reported in governmental funds.			
Deferred outflows - pension		4,091,146	
Deferred inflows - pension		(1,760,870)	
Net pension liability		(22,635,146)	
Deferred outflows - OPEB		632,855	
Deferred inflows - OPEB		(2,543,298)	
Net OPEB asset		1,291,579	
Net OPEB liability		(1,648,525)	
Total		(22,572,259)	(22,572,259)
Long-term liabilities, including bonds payable, are not due and payable in the current period and therefore are not reported in the funds.			
General obligation bonds		(28,700,000)	
Capital lease obligations		(9,336)	
Compensated absences		(1,039,201)	
Total		(29,748,537)	(29,748,537)
<b>Net position of governmental activities</b>		<b>\$</b>	<b>(7,917,072)</b>

SEE ACCOMPANYING NOTES TO THE BASIC FINANCIAL STATEMENTS

**VALLEY VIEW LOCAL SCHOOL DISTRICT  
MONTGOMERY, OHIO**

STATEMENT OF REVENUES, EXPENDITURES AND CHANGES IN FUND BALANCES  
GOVERNMENTAL FUNDS  
FOR THE FISCAL YEAR ENDED JUNE 30, 2021

	<u>General</u>	<u>Bond Retirement</u>	<u>Classroom Facilities</u>	<u>Nonmajor Governmental Funds</u>	<u>Total Governmental Funds</u>
<b>Revenues:</b>					
Property taxes	\$ 6,000,264	\$ 806,963	\$ -	\$ 903,716	\$ 7,710,943
Income taxes	4,675,074	-	-	-	4,675,074
Intergovernmental	10,059,591	18,578	-	3,528,768	13,606,937
Investment earnings	59,919	-	-	2,628	62,547
Tuition and fees	502,206	-	-	-	502,206
Extracurricular	55,594	-	-	126,088	181,682
Rental income	5,400	-	-	-	5,400
Charges for services	-	-	-	47,650	47,650
Contributions and donations	5,500	-	-	15,251	20,751
Miscellaneous	72,966	-	-	15,737	88,703
Total revenues	<u>21,436,514</u>	<u>825,541</u>	<u>-</u>	<u>4,639,838</u>	<u>26,901,893</u>
<b>Expenditures:</b>					
Current:					
Instruction:					
Regular	8,027,027	-	-	672,546	8,699,573
Special	2,711,923	-	-	581,349	3,293,272
Vocational	58,001	-	-	-	58,001
Other	637,160	-	-	-	637,160
Support services:					
Pupil	1,790,756	-	-	293,241	2,083,997
Instructional staff	310,544	-	-	54,218	364,762
Board of education	6,555	-	-	-	6,555
Administration	1,671,502	11,601	-	19,690	1,702,793
Fiscal	60,981	-	-	1,418	62,399
Business	17,029	-	-	-	17,029
Operations and maintenance	1,377,234	-	7,696	1,065,361	2,450,291
Pupil transportation	1,245,983	-	-	-	1,245,983
Central	137,821	-	-	9,161	146,982
Operation of non-instructional services:					
Food service operations	-	-	-	731,436	731,436
Other non-instructional services	313,880	-	-	68,589	382,469
Extracurricular activities	531,526	-	-	106,621	638,147
Facilities acquisition and construction	-	-	-	245,832	245,832
Debt service:					
Principal retirement	17,593	-	-	-	17,593
Interest and fiscal charges	1,519	-	-	-	1,519
Bond issuance costs	-	-	-	445,435	445,435
Total expenditures	<u>18,917,034</u>	<u>11,601</u>	<u>7,696</u>	<u>4,294,897</u>	<u>23,231,228</u>
Excess (deficiency) of revenues over (under) expenditures	<u>2,519,480</u>	<u>813,940</u>	<u>(7,696)</u>	<u>344,941</u>	<u>3,670,665</u>
<b>Other financing sources (uses):</b>					
Premium on bonds	-	1,388,304	-	445,435	1,833,739
Issuance of bonds	-	-	-	28,700,000	28,700,000
Transfers in	-	-	26,226,288	-	26,226,288
Transfers (out)	-	-	-	(26,226,288)	(26,226,288)
Total other financing sources (uses)	<u>-</u>	<u>1,388,304</u>	<u>26,226,288</u>	<u>2,919,147</u>	<u>30,533,739</u>
Net change in fund balances	2,519,480	2,202,244	26,218,592	3,264,088	34,204,404
<b>Fund balances at beginning of year</b>	4,609,203	-	-	1,048,202	5,657,405
<b>Change in reserve for inventory</b>	-	-	-	1,136	1,136
<b>Fund balances at end of year</b>	<u>\$ 7,128,683</u>	<u>\$ 2,202,244</u>	<u>\$ 26,218,592</u>	<u>\$ 4,313,426</u>	<u>\$ 39,862,945</u>

SEE ACCOMPANYING NOTES TO THE BASIC FINANCIAL STATEMENTS

**VALLEY VIEW LOCAL SCHOOL DISTRICT  
MONTGOMERY, OHIO**

RECONCILIATION OF THE STATEMENT OF REVENUES, EXPENDITURES  
AND CHANGES IN FUND BALANCES OF GOVERNMENTAL FUNDS  
TO THE STATEMENT OF ACTIVITIES  
FOR THE FISCAL YEAR ENDED JUNE 30, 2021

<b>Net change in fund balances - total governmental funds</b>	\$	34,204,404
<i>Amounts reported for governmental activities in the statement of activities are different because:</i>		
Governmental funds report capital outlays as expenditures. However, in the statement of activities, the cost of those assets is allocated over their estimated useful lives as depreciation expense.		
Capital asset additions	\$ 595,475	
Current year depreciation	<u>(313,779)</u>	
Total		281,696
Governmental funds report expenditures for inventory when purchased. However, in the statement of activities, they are reported as an expense when consumed.		
		1,136
Revenues in the statement of activities that do not provide current financial resources are not reported as revenues in the funds.		
Property taxes	127,910	
Income taxes	13,770	
Earnings on investments	2,188	
Classroom materials and fees	13,069	
Intergovernmental	533	
Other revenue	<u>11,743</u>	
Total		169,213
Repayment of bond and capital lease principal is an expenditure in the governmental funds, but the repayment reduces long-term liabilities on the statement of net position.		
		17,593
Issuance of bonds are recorded as other financing sources in the funds; however, in the statement of activities, they are not reported as other financing sources as they increase liabilities on the statement of net position.		
		(28,700,000)
Premiums on bonds are amortized over the life of the issuance in the statement of activities		
		(1,833,739)
In the statement of activities, interest is accrued on outstanding bonds, whereas in governmental funds, an interest expenditure is reported when due.		
		(93,103)
Contractually required contributions are reported as expenditures in governmental funds; however, the statement of net position reports these amounts as deferred outflows.		
Pension	1,609,966	
OPEB	<u>46,689</u>	
Total		1,656,655
Except for amounts reported as deferred inflows/outflows, changes in the net pension/OPEB liability/asset are reported as pension/OPEB expense in the statement of activities.		
Pension	(2,657,702)	
OPEB	<u>37,976</u>	
Total		(2,619,726)
Some expenses reported in the statement of activities, such as compensated absences, do not require the use of current financial resources and therefore are not reported as expenditures in governmental funds.		
		<u>(18,073)</u>
<b>Change in net position of governmental activities</b>	<b>\$</b>	<b><u>3,066,056</u></b>

SEE ACCOMPANYING NOTES TO THE BASIC FINANCIAL STATEMENTS

**VALLEY VIEW LOCAL SCHOOL DISTRICT  
MONTGOMERY, OHIO**

STATEMENT OF REVENUES, EXPENDITURES AND CHANGES IN  
FUND BALANCE - BUDGET AND ACTUAL (NON-GAAP BUDGETARY BASIS)  
GENERAL FUND  
FOR THE FISCAL YEAR ENDED JUNE 30, 2021

	<u>Budgeted Amounts</u>			<b>Variance with Final Budget Positive (Negative)</b>
	<u>Original</u>	<u>Final</u>	<u>Actual</u>	
<b>Revenues:</b>				
Property taxes	\$ 5,610,000	\$ 5,610,000	\$ 5,864,666	\$ 254,666
Income taxes	3,250,000	3,250,000	3,967,228	717,228
Intergovernmental	9,269,000	9,269,000	9,875,544	606,544
Investment earnings	97,575	97,575	82,601	(14,974)
Tuition and fees	245,000	245,000	407,409	162,409
Extracurricular	35,000	35,000	55,594	20,594
Rental income	5,000	5,000	5,400	400
Miscellaneous	6,500	6,500	28,320	21,820
<b>Total revenues</b>	<u>18,518,075</u>	<u>18,518,075</u>	<u>20,286,762</u>	<u>1,768,687</u>
<b>Expenditures:</b>				
Current:				
Instruction:				
Regular	8,979,101	8,787,818	8,077,428	710,390
Special	2,391,467	2,708,567	2,687,389	21,178
Vocational	39,000	58,000	57,529	471
Other	588,000	648,500	637,160	11,340
Support services:				
Pupil	2,278,500	2,132,400	1,796,635	335,765
Instructional staff	372,443	377,443	318,667	58,776
Board of education	9,250	9,300	6,555	2,745
Administration	1,651,320	1,791,820	1,695,092	96,728
Fiscal	66,400	66,250	51,478	14,772
Business	60,000	60,000	36,141	23,859
Operations and maintenance	1,530,672	1,631,822	1,463,265	168,557
Pupil transportation	1,323,327	1,403,827	1,251,244	152,583
Central	83,100	136,600	134,620	1,980
Operation of non-instructional services:				
Other non-instructional services	290,000	313,000	312,917	83
Extracurricular activities	513,595	548,745	528,554	20,191
<b>Total expenditures</b>	<u>20,176,175</u>	<u>20,674,092</u>	<u>19,054,674</u>	<u>1,619,418</u>
Excess (deficiency) of revenues over (under) expenditures	<u>(1,658,100)</u>	<u>(2,156,017)</u>	<u>1,232,088</u>	<u>3,388,105</u>
<b>Other financing sources (uses):</b>				
Refund of prior year's expenditures	200,000	200,000	357,411	157,411
Advances (out)	-	(185,000)	(181,640)	3,360
Sale of capital assets	-	-	8,100	8,100
<b>Total other financing sources (uses)</b>	<u>200,000</u>	<u>15,000</u>	<u>183,871</u>	<u>168,871</u>
Net change in fund balance	(1,458,100)	(2,141,017)	1,415,959	3,556,976
<b>Fund balance at beginning of year</b>	5,158,307	5,158,307	5,158,307	-
<b>Prior year encumbrances appropriated</b>	176,175	176,175	176,175	-
<b>Fund balance at end of year</b>	<u>\$ 3,876,382</u>	<u>\$ 3,193,465</u>	<u>\$ 6,750,441</u>	<u>\$ 3,556,976</u>

SEE ACCOMPANYING NOTES TO THE BASIC FINANCIAL STATEMENTS

**THIS PAGE IS INTENTIONALLY LEFT BLANK**

**VALLEY VIEW LOCAL SCHOOL DISTRICT  
MONTGOMERY COUNTY, OHIO**

**NOTES TO THE BASIC FINANCIAL STATEMENTS  
FOR THE FISCAL YEAR ENDED JUNE 30, 2021**

**NOTE 1 - DESCRIPTION OF THE SCHOOL DISTRICT**

The Valley View Local School District (the "District") is located in Montgomery County and encompasses the Villages of Germantown, Carlisle and Farmersville and the Townships of German, Jackson, Jefferson, Miami and Gratis. The District serves an area of approximately 68 square miles.

The District was established through the consolidation of existing land areas and school districts and is organized under Section 2 and 3, Article VI of the Constitution of the State of Ohio. Under such laws there is no authority for a school district to have a charter or adopt local laws. The legislative power of the District is vested in the Board of Education, consisting of five members elected at large for staggered four-year terms.

The District currently operates 2 elementary schools, 1 middle school, and 1 comprehensive high school. The District employs 78 non-certified and 126 certified employees to provide services to 1,810 students in grades Pre-K through 12 and various community groups.

**NOTE 2 - SUMMARY OF SIGNIFICANT ACCOUNTING POLICIES**

The basic financial statements of the District have been prepared in conformity with accounting principles generally accepted in the United States of America (GAAP) as applied to governmental units. The Governmental Accounting Standards Board (GASB) is the accepted standard-setting body for establishing governmental accounting and financial reporting principles. The District's significant accounting policies are described below.

**A. Reporting Entity**

The reporting entity has been defined in accordance with GASB Statement No. 14, "The Financial Reporting Entity" as amended by GASB Statement No. 39, "Determining Whether Certain Organizations Are Component Units" and GASB Statement No. 61, "The Financial Reporting Entity: Omnibus an Amendment of GASB Statements No. 14 and No. 34". The reporting entity is composed of the primary government and component units. The primary government consists of all funds, departments, boards and agencies that are not legally separate from the District. For the District, this includes general operations, food service, and student related activities of the District.

Component units are legally separate organizations for which the District is financially accountable. The District is financially accountable for an organization if the District appoints a voting majority of the organization's Governing Board and (1) the District is able to significantly influence the programs or services performed or provided by the organization; or (2) the District is legally entitled to or can otherwise access the organization's resources; or (3) the District is legally obligated or has otherwise assumed the responsibility to finance the deficits of, or provide financial support to, the organization; or (4) the District is obligated for the debt of the organization. Component units may also include organizations that are fiscally dependent on the District in that the District approves the budget, the issuance of debt or the levying of taxes. Certain organizations are also included as component units if the nature and significance of the relationship between the primary government and the organization is such that exclusion by the primary government would render the primary government's financial statements incomplete or misleading. Based upon the application of these criteria, the District has no component units. The basic financial statements of the reporting entity include only those of the District (the primary government).

**VALLEY VIEW LOCAL SCHOOL DISTRICT  
MONTGOMERY COUNTY, OHIO**

**NOTES TO THE BASIC FINANCIAL STATEMENTS  
FOR THE FISCAL YEAR ENDED JUNE 30, 2021**

**NOTE 2 - SUMMARY OF SIGNIFICANT ACCOUNTING POLICIES - (Continued)**

The following organizations are described due to their relationship to the District:

*JOINTLY GOVERNED ORGANIZATIONS*

Miami Valley Career Technology Center

The career technology center is a separate body politic and corporate, established by the Ohio Revised Code (ORC) to provide for the vocational and special education needs of its students. The Board of Education is comprised of 17 members elected from the 27 participating school districts. The school accepts non-tuition students from the District as a member school, however, it is considered to be a separate political subdivision and not part of the District. Financial information is available from Bradley McKee, Treasurer, at 6800 Hoke Road, Clayton, Ohio 45315.

Southwestern Ohio Educational Purchasing Council (SOEPC)

SOEPC is a purchasing cooperative made up of nearly 100 school districts in Montgomery and surrounding counties. The Montgomery County Educational Service Center acts as fiscal agent for the group. The purpose of the cooperative is to obtain lower prices for supplies and materials commonly used by the member districts. The members are obligated to pay all fees, charges, and assessments as established by SOEPC. Each member district has one voting representative. Title to any and all equipment and supplies purchased by SOEPC is held in trust for the member districts by the fiscal agent. Any district withdrawing from SOEPC shall forfeit its claim to any and all SOEPC assets. One year of prior notice is necessary for withdrawal from the group. During this time, the withdrawing member is liable for all member obligations. Payments to SOEPC are made from the District's general fund. The District purchases health and dental insurance through the SOEPC's Benefit Plan Trust and workers' compensation insurance through Hunter Consulting Inc. via SOEPC. Financial information is available from SOEPC by contacting Ken Swink, Director, at 303 Corporate Center Drive, Suite 208, Vandalia, Ohio 45377.

Miami Valley Educational Computer Association (MVECA) - The District is a participant in the Miami Valley Educational Computer System (MVECA) which is a computer consortium. MVECA is an association of public schools within the boundaries of Clark, Clinton, Fayette, Greene, and Highland Counties and Cities of Springfield, Wilmington, Washington Court House, Xenia, and Hillsboro. The organization was formed for the purpose of applying modern technology with the aid of computers and other electronic equipment to administrative and instructional functions among member districts. The governing board of MVECA consists of three Superintendents and three Treasurers of member Districts, with three of the four Superintendents and all three Treasurers elected by a majority vote of all member Districts except the Greene County Career Center. The fourth Superintendent is from the Greene County Career Center. Financial information can be obtained from Thor Sage, who serves as Executive Director, at 888 Dayton Street, Suite 102, Yellow Springs, Ohio 45387.

*RELATED ORGANIZATION*

Germantown Public Library

The Germantown Public Library is a distinct political subdivision of the State of Ohio, created in accordance with Chapter 3375, ORC. The Board of Education is responsible for appointing the trustees of the Library; however, the Board cannot influence the Library's operation, nor does the Library represent a potential financial benefit or burden to the District. Although the District does serve as the taxing authority and may issue tax related debt on behalf of the Library, its role is limited to a ministerial function. Once the Library determines to present a levy to the voters, including the determination of the rate and duration, the District must place the levy on the ballot. The Library determines its need for the issuance of debt and determines its own budget.



**VALLEY VIEW LOCAL SCHOOL DISTRICT  
MONTGOMERY COUNTY, OHIO**

NOTES TO THE BASIC FINANCIAL STATEMENTS  
FOR THE FISCAL YEAR ENDED JUNE 30, 2021

**NOTE 2 - SUMMARY OF SIGNIFICANT ACCOUNTING POLICIES - (Continued)**

**B. Fund Accounting**

The District uses funds to maintain its financial records during the year. A fund is defined as a fiscal and accounting entity with a self balancing set of accounts. There are three categories of funds: governmental, proprietary and fiduciary.

*GOVERNMENTAL FUNDS*

Governmental funds are those through which most governmental functions typically are financed. Governmental fund reporting focuses on the sources, uses and balances of current financial resources. Expendable assets are assigned to the various governmental funds according to the purposes for which they may or must be used. Current liabilities are assigned to the fund from which they will be paid. The difference between governmental fund assets plus deferred outflows of resources and liabilities plus deferred inflows of resources are reported as fund balance. The following are the District's major governmental funds:

*General fund* - The general fund is used to account for and report all financial resources not accounted for and reported in another fund. The general fund balance is available for any purpose provided it is expended or transferred according to the general laws of Ohio.

*Bond retirement fund* - The bond retirement fund is used to account for the accumulation of resources for, and the payment of, long-term debt principal, interest, and related costs.

*Classroom facilities fund* - The classroom facilities fund is used to account for financial resources and expenditures related to the school facilities construction project.

Other governmental funds of the District are used to account for (a) financial resources that are restricted, committed, or assigned to expenditures for capital outlays including the acquisition or construction of capital facilities and other capital assets and (b) specific revenue sources that are restricted or committed to an expenditure for specified purposes other than debt service or capital projects.

*PROPRIETARY FUNDS*

Proprietary funds are used to account for the District's ongoing activities which are similar to those often found in the private sector. The District has no proprietary funds.

*FIDUCIARY FUNDS*

Fiduciary fund reporting focuses on net position and changes in net position. The fiduciary fund category is split into four classifications: pension trust funds, investment trust funds, private-purpose trust funds and custodial funds. Trust funds are distinguished from custodial funds by the existence of a trust agreement or equivalent arrangements that have certain characteristics. Custodial funds are used to report fiduciary activities that are not required to be reported in a trust fund. The District's only fiduciary fund, a custodial fund, accounts for external OHSAA activity. The District had no fiduciary activity in fiscal year 2021.

**C. Basis of Presentation and Measurement Focus**

*Government-wide Financial Statements* - The statement of net position and the statement of activities display information about the District as a whole. These statements include the financial activities of the primary government, except for fiduciary funds.

**VALLEY VIEW LOCAL SCHOOL DISTRICT  
MONTGOMERY COUNTY, OHIO**

**NOTES TO THE BASIC FINANCIAL STATEMENTS  
FOR THE FISCAL YEAR ENDED JUNE 30, 2021**

**NOTE 2 - SUMMARY OF SIGNIFICANT ACCOUNTING POLICIES - (Continued)**

The government-wide statement of activities presents a comparison between direct expenses and program revenues for each function or program of the governmental activities of the District. Direct expenses are those that are specifically associated with a service, program or department and therefore clearly identifiable to a particular function. Program revenues include amounts paid by the recipient of goods or services offered by the program and grants and contributions that are restricted to meeting the operational or capital requirements of a particular program. Revenues not classified as program revenues are presented as general revenues of the District.

The government-wide financial statements are prepared using the economic resources measurement focus. All assets, deferred outflows of resources, liabilities and deferred inflows of resources associated with the operation of the District are included on the statement of net position.

Fund Financial Statements - Fund financial statements report detailed information about the District. The focus of governmental fund financial statements is on major funds rather than reporting funds by type. Each major fund is presented in a separate column, and all nonmajor funds are aggregated into one column. Fiduciary funds are reported by fund type.

All governmental funds are accounted for using a flow of current financial resources measurement focus. With this measurement focus, only current assets, deferred outflows of resources, current liabilities and deferred inflows of resources generally are included on the balance sheet. The statement of revenues, expenditures and changes in fund balances reports on the sources (i.e., revenues and other financing sources) and uses (i.e., expenditures and other financing uses) of current financial resources. This approach differs from the manner in which the governmental activities of the government-wide financial statements are prepared. Governmental fund financial statements therefore include a reconciliation with brief explanations to better identify the relationship between the government-wide statements and the statements for governmental funds.

Fiduciary funds present a statement of changes in fiduciary net position which reports additions to and deductions from custodial funds. The custodial fund is reported using the economic resources measurement focus.

**D. Basis of Accounting**

Basis of accounting determines when transactions are recorded in the financial records and reported on the financial statements. Government-wide financial statements are prepared using the accrual basis of accounting. Governmental funds use the modified accrual basis of accounting. Fiduciary funds also use the accrual basis of accounting.

Revenues - Exchange and Nonexchange Transactions - Revenues resulting from exchange transactions, in which each party gives and receives essentially equal value, are recorded on the accrual basis when the exchange takes place. On a modified accrual basis, revenue is recorded in the fiscal year in which the resources are measurable and become available. Available means that the resources will be collected within the current fiscal year or are expected to be collected soon enough thereafter to be used to pay liabilities of the current fiscal year. For the District, available means expected to be received within sixty days of fiscal year end.

Nonexchange transactions, in which the District receives value without directly giving equal value in return, include property taxes, income taxes, grants, entitlements and donations. On an accrual basis, revenue from property taxes is recognized in the fiscal year for which the taxes are levied (See Note 6). Revenue from income taxes is recognized in the fiscal year in which the underlying exchange transaction occurred (See Note 7). Revenue from grants, entitlements and donations is recognized in the fiscal year in which all eligibility requirements have been satisfied. Eligibility requirements include timing requirements, which specify the year when the resources are required to be used or the fiscal year when use is first permitted, matching requirements, in which the District must provide local resources to be used for a specified purpose, and expenditure requirements, in which the resources are provided to the District on a reimbursement basis. On a modified accrual basis, revenue from nonexchange transactions must also be available before it can be recognized.

**VALLEY VIEW LOCAL SCHOOL DISTRICT  
MONTGOMERY COUNTY, OHIO**

**NOTES TO THE BASIC FINANCIAL STATEMENTS  
FOR THE FISCAL YEAR ENDED JUNE 30, 2021**

**NOTE 2 - SUMMARY OF SIGNIFICANT ACCOUNTING POLICIES - (Continued)**

Under the modified accrual basis, the following revenue sources are considered to be both measurable and available at fiscal year end: property taxes available as an advance, income taxes, interest, tuition, grants, student fees and rentals.

*Deferred Outflows of Resources and Deferred Inflows of Resources* - In addition to assets, the government-wide statement of net position will report a separate section for deferred outflows of resources. Deferred outflows of resources, represents a consumption of net position that applies to a future period and will not be recognized as an outflow of resources (expense/expenditure) until then. For the District, see Notes 15 and 16 for deferred outflows of resources related to the District's net pension liability and net OPEB liability/asset, respectively.

In addition to liabilities, both the government-wide statement of net position and the governmental fund financial statements report a separate section for deferred inflows of resources. Deferred inflows of resources represent an acquisition of net position that applies to a future period and will not be recognized as an inflow of resources (revenue) until that time. For the District, deferred inflows of resources include property taxes and unavailable revenue. Property taxes represent amounts for which there is an enforceable legal claim as of June 30, 2021, but which were levied to finance fiscal year 2022 operations. These amounts have been recorded as a deferred inflow of resources on both the government-wide statement of net position and the governmental fund financial statements. Unavailable revenue is reported only on the governmental funds balance sheet, and represents receivables which will not be collected within the available period. For the District unavailable revenue includes, but is not limited to, delinquent property taxes, income taxes, and intergovernmental grants. These amounts are deferred and recognized as an inflow of resources in the period the amounts become available.

For the District, see Notes 15 and 16 for deferred inflows of resources related to the District's net pension liability and net OPEB liability/asset, respectively. This deferred inflow of resources is only reported on the government-wide statement of net position.

*Expenses/Expenditures* - On the accrual basis of accounting, expenses are recognized at the time they are incurred. The entitlement value of donated commodities received during the year is reported in the fund financial statements as an expenditure with a like amount reported as intergovernmental revenue.

The measurement focus of governmental fund accounting is on decreases in net financial resources (expenditures) rather than expenses. Expenditures are generally recognized in the accounting period in which the related fund liability is incurred, if measurable. Allocations of cost, such as depreciation and amortization, are not recognized in governmental funds.

**E. Budgets**

The budgetary process is prescribed by provisions of the Ohio Revised Code and entails the preparation of budgetary documents within an established timetable. The major documents prepared are the tax budget, the certificate of estimated resources, and the appropriation resolution, all of which are prepared on the budgetary basis of accounting. The certificate of estimated resources and the appropriations resolution are subject to amendment throughout the year with the legal restriction that appropriations cannot exceed estimated resources, as certified. All funds, other than custodial funds, are legally required to be budgeted and appropriated. The legal level of budgetary control has been established at the fund level of expenditures for all funds. Any budgetary modifications at this level may only be made by resolution of the Board of Education.

**VALLEY VIEW LOCAL SCHOOL DISTRICT  
MONTGOMERY COUNTY, OHIO**

**NOTES TO THE BASIC FINANCIAL STATEMENTS  
FOR THE FISCAL YEAR ENDED JUNE 30, 2021**

**NOTE 2 - SUMMARY OF SIGNIFICANT ACCOUNTING POLICIES - (Continued)**

Tax Budget:

Prior to January 15, the Superintendent and Treasurer submit to the Board of Education a proposed operating budget for the fiscal year commencing the following July 1. The budget includes proposed expenditures and the means of financing for all funds. Public hearings are publicized and conducted to obtain taxpayers' comments. The purpose of this budget document is to reflect the need for existing (or increased) tax rates. By no later than January 20, the Board-adopted budget is filed with Montgomery County Budget Commission for rate determination.

Estimated Resources:

By April 1, the Board of Education accepts, by formal resolution, the tax rates as determined by the Budget Commission and receives the Commission's certificate of estimated resources, which states the projected revenue of each fund. Prior to July 1, the District must revise its budget so that total contemplated expenditures from any fund during the ensuing year will not exceed the amount stated in the certificate of estimated resources. The revised budget then serves as the basis for the appropriation measure. On or about July 1, the certificate is amended to include any unencumbered cash balances from the preceding year. The certificate may be further amended during the year if projected increases or decreases in revenue are identified by the District Treasurer. The amounts reported in the budgetary statements reflect the amounts from the certificate of estimated resources that was in effect at the time the original and final appropriations were passed by the Board of Education.

Appropriations:

Upon receipt from the County Auditor of an amended certificate of estimated resources based on final assessed values and tax rates or a certificate saying no new certificate is necessary, the annual appropriation resolution is enacted by the Board of Education. Prior to the passage of the annual appropriation measure, the Board may pass a temporary appropriation measure to meet the ordinary expenses of the District. The appropriation resolution, at the fund level for all funds, must be within the estimated resources as certified by the County Budget Commission and the total of expenditures may not exceed the appropriation totals at any level of control. Any revisions that alter the level of budgetary control must be approved by the Board of Education.

The Board may pass supplemental fund appropriations so long as the total appropriations by fund do not exceed the amounts set forth in the most recent certificate of estimated resources. During the year, all supplemental appropriations were legally enacted.

Although the legal level of budgetary control was established at the fund level of expenditures, the budgetary statements present comparisons at the fund and function level of expenditures as elected by the District Treasurer.

The appropriation resolution is subject to amendment by the Board throughout the year with the restriction that appropriations may not exceed estimated revenues. The amounts reported as the original budget amounts reflect the first appropriation for that fund covered the entire fiscal year, including amounts automatically carried over from prior year. The amounts reported as the final budgeted amounts represent the original and final appropriation amounts passed by the Board during the year.

Lapsing of Appropriations:

At the close of each fiscal year, the unencumbered balance of each appropriation reverts to the respective fund from which it was appropriated and becomes subject to future appropriation. Encumbered appropriations are carried forward to the succeeding fiscal year and are not reappropriated.

**VALLEY VIEW LOCAL SCHOOL DISTRICT  
MONTGOMERY COUNTY, OHIO**

**NOTES TO THE BASIC FINANCIAL STATEMENTS  
FOR THE FISCAL YEAR ENDED JUNE 30, 2021**

**NOTE 2 - SUMMARY OF SIGNIFICANT ACCOUNTING POLICIES - (Continued)**

**F. Cash and Investments**

To improve cash management, cash received by the District is pooled in a central bank account. Monies for all funds are maintained in this pool. Individual fund integrity is maintained through the District's records. Each fund's interest in the pool is presented as "equity in pooled cash and investments" on the basic financial statements.

During fiscal year 2021, investments were limited to federal agency securities, commercial paper, negotiable certificates of deposit, municipal bonds, US Treasury notes, and US Government money market mutual funds. Except for nonparticipating investment contracts, investments are reported at fair value, which is based on quoted market prices. Nonparticipating investment contracts, such as nonnegotiable certificates of deposit, are reported at cost.

Under existing Ohio statutes all investment earnings are assigned to the general fund unless statutorily required to be credited to a specific fund. The Board of Education has, by resolution, specified the funds to receive an allocation of interest earnings. Interest revenue credited to the general fund during fiscal year 2021 amounted to \$59,919 which includes \$43,504 assigned from other District funds.

For presentation on the basic financial statements, investments of the cash management pool and investments with original maturities of three months or less at the time they are purchased by the District are considered to be cash equivalents. Investments with an initial maturity of more than three months are reported as investments.

An analysis of the District's investment account at fiscal year end is provided in Note 4.

**G. Inventory**

On government-wide and fund financial statements, purchased inventories are presented at the lower of cost or market and donated commodities are presented at their entitlement value. Inventories are recorded on a first-in, first-out basis. Inventories are accounted for using the purchase method on the fund statements and using the consumption method on the government-wide statements.

On the fund financial statements, reported material and supplies inventory is equally offset by a nonspendable fund balance in the governmental funds which indicates that it does not constitute available spendable resources even though it is a component of net current assets.

Inventory consists of expendable supplies held for consumption, donated food and purchased food.

**H. Prepayments**

Certain payments to vendors reflect the costs applicable to future accounting periods and are recorded as prepaid items in both government-wide and fund financial statements. These items are reported as assets on the balance sheet using the consumption method. A current asset for the prepaid amounts is recorded at the time of the purchase and the expenditure/expense is reported in the year in which services are consumed. On the fund financial statements, reported prepayments are equally offset by a nonspendable fund balance.

**I. Capital Assets**

General capital assets are those assets specifically related to governmental activities. These assets result from expenditures in the governmental funds. These assets are reported in the governmental activities column of the government-wide statement of net position, but are not reported in the fund financial statements.

**VALLEY VIEW LOCAL SCHOOL DISTRICT  
MONTGOMERY COUNTY, OHIO**

NOTES TO THE BASIC FINANCIAL STATEMENTS  
FOR THE FISCAL YEAR ENDED JUNE 30, 2021

**NOTE 2 - SUMMARY OF SIGNIFICANT ACCOUNTING POLICIES - (Continued)**

All capital assets are capitalized at cost (or estimated historical cost) and updated for additions and deductions during the year. Donated capital assets are recorded at their acquisition values as of the date received. The District maintains a capitalization threshold of \$5,000. The District does not possess any infrastructure. Improvements are capitalized; the costs of normal maintenance and repairs that do not add to the value of the asset or materially extend an asset's life are not.

All reported capital assets, except land, are depreciated. Improvements are depreciated over the remaining useful lives of the related capital assets. Depreciation is computed using the straight-line method over the following useful lives:

<u>Description</u>	<u>Governmental Activities Estimated Lives</u>
Land improvements	10 - 30 years
Buildings and improvements	30 years
Furniture and equipment	5 - 15 years
Vehicles	3 - 10 years

**J. Compensated Absences**

Compensated absences of the District consist of vacation leave and sick leave to the extent that payment to the employee for these absences is attributable to services already rendered and is not contingent on a specific event that is outside the control of the District and the employee.

In accordance with the provisions of GASB Statement No. 16, "Accounting for Compensated Absences", a liability for vacation leave is accrued if a) the employees' rights to payment are attributable to services already rendered; and b) it is probable that the employer will compensate the employees for the benefits through paid time off or other means, such as cash payment at termination or retirement. An accrual for earned sick leave is made to the extent that it is probable that the benefits will result in termination (severance) payments. A liability for sick leave is accrued using the vesting method; i.e., the liability is based on the sick leave accumulated at the balance sheet date by those employees who are currently eligible to receive termination (severance) payments, as well as those employees expected to become eligible in the future. For purposes of establishing a liability for severance on employees expected to become eligible to retire in the future, all employees age fifty or greater with at least ten years of service and all employees with at least 20 years of service regardless of their age were considered expected to become eligible in accordance with GASB Statement No. 16.

The total liability for vacation and sick leave payments has been calculated using pay rates in effect at the balance sheet date, and reduced to the maximum payment allowed by labor contract and/or statute, plus any applicable additional salary related payments.

The entire compensated absence liability is reported on the government-wide financial statements.

For governmental fund financial statements, compensated absences are recognized as liabilities and expenditures as payments come due each period upon the occurrence of employee resignations and retirements.

**VALLEY VIEW LOCAL SCHOOL DISTRICT  
MONTGOMERY COUNTY, OHIO**

NOTES TO THE BASIC FINANCIAL STATEMENTS  
FOR THE FISCAL YEAR ENDED JUNE 30, 2021

**NOTE 2 - SUMMARY OF SIGNIFICANT ACCOUNTING POLICIES - (Continued)**

**K. Accrued Liabilities and Long-Term Obligations**

All payables, accrued liabilities, and long-term obligations are reported in the government-wide financial statements.

In general, governmental fund payables and accrued liabilities that, once incurred, are paid in a timely manner and in full from current financial resources, are reported as obligations of the funds. However, compensated absences that will be paid from governmental funds are reported as a liability in the fund financial statements only to the extent that they are due for payment during the current year. Net pension/OPEB liability should be recognized in the governmental funds to the extent that benefit payments are due and payable and the pension/OPEB plan's fiduciary net position is not sufficient for payment of those benefits. Capital leases are recognized on the fund financial statements when due.

**L. Fund Balance**

Fund balance is divided into five classifications based primarily on the extent to which the District is bound to observe constraints imposed upon the use of the resources in the governmental funds. The classifications are as follows:

*Nonspendable* - The nonspendable fund balance classification includes amounts that cannot be spent because they are not in spendable form or legally required to be maintained intact. The "not in spendable form" criterion includes items that are not expected to be converted to cash. It also includes the long-term amount of loans receivable.

*Restricted* - Fund balance is reported as restricted when constraints are placed on the use of resources that are either externally imposed by creditors (such as through debt covenants), grantors, contributors, or laws or regulations of other governments, or imposed by law through constitutional provisions or enabling legislation.

*Committed* - The committed fund balance classification includes amounts that can be used only for the specific purposes imposed by a formal action (resolution) of the District Board of Education (the highest level of decision making authority). Those committed amounts cannot be used for any other purpose unless the District Board of Education removes or changes the specified use by taking the same type of action (resolution) it employed to previously commit those amounts. Committed fund balance also incorporates contractual obligations to the extent that existing resources in the fund have been specifically committed for use in satisfying those contractual requirements.

*Assigned* - Amounts in the assigned fund balance classification are intended to be used by the District for specific purposes but do not meet the criteria to be classified as restricted nor committed. In governmental funds other than the general fund, assigned fund balance represents the remaining amount that is not restricted or committed. In the general fund, assigned amounts represent intended uses established by policies of the District Board of Education, which includes giving the Treasurer the authority to constrain monies for intended purposes.

*Unassigned* - Unassigned fund balance is the residual classification for the general fund and includes all spendable amounts not contained in the other classifications. In other governmental funds, the unassigned classification is only used to report a deficit fund balance resulting from overspending for specific purposes for which amounts had been restricted, committed, or assigned.

**VALLEY VIEW LOCAL SCHOOL DISTRICT  
MONTGOMERY COUNTY, OHIO**

**NOTES TO THE BASIC FINANCIAL STATEMENTS  
FOR THE FISCAL YEAR ENDED JUNE 30, 2021**

**NOTE 2 - SUMMARY OF SIGNIFICANT ACCOUNTING POLICIES - (Continued)**

The District applies restricted resources first when expenditures are incurred for purposes for which restricted and unrestricted (committed, assigned, and unassigned) fund balance is available. Similarly, within unrestricted fund balance, committed amounts are reduced first followed by assigned, and then unassigned amounts when expenditures are incurred for purposes for which amounts in any of the unrestricted fund balance classifications could be used.

**M. Net Position**

Net position represents the difference between assets and deferred outflows and liabilities and deferred inflows. The net position component “net investment in capital assets,” consists of capital assets, net of accumulated depreciation, reduced by the outstanding balances of any borrowing used for the acquisition, construction or improvement of those assets. Deferred outflows of resources and deferred inflows of resources that are attributable to the acquisition, construction or improvement of those assets or related debt also should be included in this component of net position. Net position is reported as restricted when there are limitations imposed on its use either through the enabling legislation adopted by the District or through external restrictions imposed by creditors, grantors or laws or regulations of other governments. The amount restricted for other purposes represents amounts restricted for scholarship funds.

The District applies restricted resources first when an expense is incurred for purposes for which both restricted and unrestricted net position is available.

**N. Estimates**

The preparation of the basic financial statements in conformity with GAAP requires management to make estimates and assumptions that affect the amounts reported in the basic financial statements and accompanying notes. Actual results may differ from those estimates.

**O. Pensions/Other Postemployment Benefits (OPEB)**

For purposes of measuring the net pension/OPEB liability, net OPEB asset, deferred outflows of resources and deferred inflows of resources related pensions/OPEB, and pensions/OPEB expense, information about the fiduciary net position of the pension/OPEB plans and additions to/deductions from their fiduciary net position have been determined on the same basis as they are reported by the pension/OPEB plan. For this purpose, benefit payments (including refunds of employee contributions) are recognized when due and payable in accordance with the benefit terms. The pension/OPEB plans report investments at fair value.

**P. Extraordinary and Special Items**

Extraordinary items are transactions or events that are both unusual in nature and infrequent in occurrence. Special items are transactions or events that are within the control of the Board of Education and that are either unusual in nature or infrequent in occurrence. Neither type of transaction occurred during fiscal year 2021.

**Q. Fair Value**

The District categorizes its fair value measurements within the fair value hierarchy established by generally accepted accounting principles. The hierarchy is based on the valuation inputs used to measure the fair value of the asset. Level 1 inputs are quoted prices in active markets for identical assets; Level 2 inputs are significant other observable inputs; Level 3 inputs are significant unobservable inputs.



**VALLEY VIEW LOCAL SCHOOL DISTRICT  
MONTGOMERY COUNTY, OHIO**

NOTES TO THE BASIC FINANCIAL STATEMENTS  
FOR THE FISCAL YEAR ENDED JUNE 30, 2021

**NOTE 3 - ACCOUNTABILITY AND COMPLIANCE**

**A. Change in Accounting Principles**

For fiscal year 2021, the District has applied GASB Statement No. 95, "*Postponement of the Effective Dates of Certain Authoritative Guidance*." GASB Statement No. 95 provides temporary relief to governments and other stakeholders in light of the COVID-19 pandemic. This objective is accomplished by postponing the effective dates of certain provisions in Statements and Implementation Guides that first became effective or are scheduled to become effective for periods beginning after June 15, 2018, and later.

Certain provisions contained in the following pronouncements were scheduled to be implemented for the fiscal year ended June 30, 2021. Due to the implementation of GASB Statement No. 95, the effective dates of certain provisions contained in these pronouncements are postponed until the fiscal year ended June 30, 2022:

- Statement No. 87, *Leases*
- Implementation Guide No. 2019-3, *Leases*
- Statement No. 89, *Accounting for Interest Cost Incurred before the End of a Construction Period*
- Statement No. 92, *Omnibus 2020*
- Statement No. 93, *Replacement of Interbank Offered Rates*

**B. Deficit Fund Balances**

Fund balances at June 30, 2021 included the following individual fund deficits:

<u>Nonmajor fund</u>	<u>Deficit</u>
Title I, Disadvantaged Children	\$ 23,022

The general fund is liable for any deficit in these funds and provides transfers when cash is required, not when accruals occur. The deficit fund balances resulted from adjustments for accrued liabilities.

**NOTE 4 - DEPOSITS AND INVESTMENTS**

State statutes classify monies held by the District into three categories.

Active deposits are public deposits necessary to meet current demands on the treasury. Such monies must be maintained either as cash in the District treasury, in commercial accounts payable or withdrawable on demand, including negotiable order of withdrawal (NOW) accounts, or in money market deposit accounts.

Inactive deposits are public deposits that the Board of Education has identified as not required for use within the current five-year period of designation of depositories. Inactive deposits must either be evidenced by certificates of deposit maturing not later than the end of the current period of designation of depositories, or by savings or deposit accounts including, but not limited to, passbook accounts.

Interim deposits are deposits of interim monies. Interim monies are those monies which are not needed for immediate use, but which will be needed before the end of the current period of designation of depositories.

Interim deposits must be evidenced by time certificates of deposit maturing not more than one year from the date of deposit or by savings or deposit accounts including passbook accounts.

Interim monies may be deposited or invested in the following securities:

1. United States Treasury Notes, Bills, Bonds, or any other obligation or security issued by the United States Treasury or any other obligation guaranteed as to principal and interest by the United States;

**VALLEY VIEW LOCAL SCHOOL DISTRICT  
MONTGOMERY COUNTY, OHIO**

**NOTES TO THE BASIC FINANCIAL STATEMENTS  
FOR THE FISCAL YEAR ENDED JUNE 30, 2021**

**NOTE 4 - DEPOSITS AND INVESTMENTS - (Continued)**

2. Bonds, notes, debentures, or any other obligations or securities issued by any federal government agency or instrumentality, including, but not limited to, the Federal National Mortgage Association, Federal Home Loan Bank, Federal Farm Credit Bank, Federal Home Loan Mortgage Corporation, and Government National Mortgage Association. All federal agency securities shall be direct issuances of federal government agencies or instrumentalities;
3. Written repurchase agreements in the securities listed above provided that the market value of the securities subject to the repurchase agreement must exceed the principal value of the agreement by at least two percent and be marked to market daily, and that the term of the agreement must not exceed thirty days;
4. Bonds and other obligations of the State of Ohio, and with certain limitations including a requirement for maturity within ten years from the date of settlement, bonds and other obligations of political subdivisions of the State of Ohio, if training requirements have been met;
5. Time certificates of deposit or savings or deposit accounts including, but not limited to, passbook accounts;
6. No-load money market mutual funds consisting exclusively of obligations described in items (1) and (2) above and repurchase agreements secured by such obligations, provided that investments in securities described in this division are made only through eligible institutions;
7. The State Treasurer's investment pool, the State Treasury Asset Reserve of Ohio (STAR Ohio); and,
8. Certain bankers' acceptances (for a period not to exceed one hundred eighty days) and commercial paper notes (for a period not to exceed two hundred seventy days) in an amount not to exceed 40 percent of the interim monies available for investment at any one time if training requirements have been met.

Protection of the District's deposits is provided by the Federal Deposit Insurance Corporation (FDIC), by eligible securities pledged by the financial institution as security for repayment, or by the financial institutions participation in the Ohio Pooled Collateral System (OPCS), a collateral pool of eligible securities deposited with a qualified trustee and pledged to the Treasurer of State to secure the repayment of all public monies deposited in the financial institution.

Investments in stripped principal or interest obligations, reverse repurchase agreements and derivatives are prohibited. The issuance of taxable notes for the purpose of arbitrage, the use of leverage and short selling are also prohibited. Except as noted above, an investment must mature within five years from the date of purchase unless matched to a specific obligation or debt of the District and must be purchased with the expectation that it will be held to maturity. Investments may only be made through specified dealers and institutions. Payment for investments may be made only upon delivery of the securities representing the investments to the Treasurer or, if the securities are not represented by a certificate, upon receipt of confirmation of transfer from the custodian.

**A. Cash in Segregated Accounts**

At fiscal year-end, \$404 was on deposit for athletic accounts. This amount is not included in the total amount of "Deposits with Financial Institutions" below.

**B. Cash with Fiscal Agent**

At fiscal year-end, \$9,072 of the District's funds were invested with the Dayton Foundation. The money held by the fiscal agent cannot be identified as an investment or deposit, since it is held in a pool made up of numerous participants.

**VALLEY VIEW LOCAL SCHOOL DISTRICT  
MONTGOMERY COUNTY, OHIO**

NOTES TO THE BASIC FINANCIAL STATEMENTS  
FOR THE FISCAL YEAR ENDED JUNE 30, 2021

**NOTE 4 - DEPOSITS AND INVESTMENTS - (Continued)**

**C. Deposits with Financial Institutions**

At June 30, 2021, the carrying amount of all District deposits was \$7,789,189. Based on the criteria described in GASB Statement No. 40, “Deposits and Investment Risk Disclosures”, as of June 30, 2021, \$7,412,194 of the District’s bank balance of \$7,912,194 was exposed to custodial risk as discussed below, while \$500,000 was covered by the FDIC.

Custodial credit risk is the risk that, in the event of bank failure, the District will not be able to recover deposits or collateral securities that are in the possession of an outside party. The District has no deposit policy for custodial credit risk beyond the requirements of State statute. Ohio law requires that deposits either be insured or protected by (1) eligible securities pledged to the District and deposited with a qualified trustee by the financial institution as security for repayment whose fair value at all times shall be at least 105 percent of the deposits being secured, or (2) participation in the Ohio Pooled Collateral System (OPCS), a collateral pool of eligible securities deposited with a qualified trustee and pledged to the Treasurer of State to secure the repayment of all public monies deposited in the financial institution. OPCS requires the total fair value of the securities pledged to be 102 percent of the deposits being secured or a rate set by the Treasurer of State. For 2021, the District’s financial institutions did not participate in the OPCS. Although all statutory requirements for the deposit of money had been followed, noncompliance with Federal requirements could potentially subject the District to a successful claim by the FDIC.

**D. Investments**

As of June 30, 2021, the District had the following investments and maturities:

<u>Measurement/Investment type</u>	<u>Fair Value</u>	<u>6 months or less</u>	<u>7 to 12 months</u>	<u>13 to 18 months</u>	<u>19 to 24 months</u>	<u>Greater than 24 months</u>
<i>Fair Value:</i>						
FNMA	\$ 850,078	\$ -	\$ -	\$ -	\$ -	\$ 850,078
FFCB	1,757,451	-	-	-	498,762	1,258,689
FHLM	99,869	-	-	-	-	99,869
FHLB	1,745,551	-	-	-	-	1,745,551
Negotiable CD's	706,776	598,985	-	107,791	-	-
Commercial Paper	5,493,740	599,785	4,893,955	-	-	-
Municipal Bonds	99,974	-	-	-	99,974	-
US Government Money Market	20,401,947	20,401,947	-	-	-	-
US Treasury Note	998,750	-	-	-	-	998,750
<b>Total</b>	<b>\$ 32,154,136</b>	<b>\$ 21,600,717</b>	<b>\$ 4,893,955</b>	<b>\$ 107,791</b>	<b>\$ 598,736</b>	<b>\$ 4,952,937</b>

The weighted average maturity of investments is 0.54 years.

The District’s investments in U.S Government money market mutual funds and US Treasury notes are valued using quoted market prices in active markets (Level 1 inputs). The District’s investments in federal agency securities (FNMA, FFCB, FHLM, FHLB), negotiable CD’s, commercial paper, and municipal bonds are valued using quoted prices in markets that are not considered to be active, deal quotations or alternative pricing sources for similar assets or liabilities for which all significant inputs are observable, either directly or indirectly (Level 2 inputs).

*Interest Rate Risk:* As a means of limiting its exposure to fair value losses arising from rising interest rates and according to State law, the District’s investment policy limits investment portfolio maturities to five years or less.

**VALLEY VIEW LOCAL SCHOOL DISTRICT  
MONTGOMERY COUNTY, OHIO**

NOTES TO THE BASIC FINANCIAL STATEMENTS  
FOR THE FISCAL YEAR ENDED JUNE 30, 2021

**NOTE 4 - DEPOSITS AND INVESTMENTS - (Continued)**

*Credit Risk:* The District's investments in federal agency securities were rated Aaa and AA+ by Moody's Investor Services and Standard & Poor's, respectively. The District's investments in commercial paper were rated P-1 by Moody's Investor Services. The municipal bonds were rated Aaa by Moody's Investor Services. The District's investment in the U.S. Government money market was rated AAAM by Standard & Poor's. The US Treasury Notes were rated Aaa by Moody's Investor Services. The District's investment in negotiable CD's are not rated.

*Custodial Credit Risk:* For an investment, custodial credit risk is the risk that, in the event of the failure of the counterparty, the District will not be able to recover the value of its investments or collateral securities that are in the possession of an outside party. The District has no investment policy dealing with investment custodial risk beyond the requirement in State statute that prohibits payment for investments prior to the delivery of the securities representing such investments to the Treasurer or qualified trustee.

*Concentration of Credit Risk:* The District places no limit on the amount that may be invested in any one issuer. The following table includes the percentage of each investment type held by the District at June 30, 2021:

<u>Measurement/Investment type</u>	<u>Fair Value</u>	<u>% of Total</u>
<i>Fair Value:</i>		
FNMA	\$ 850,078	2.64%
FFCB	1,757,451	5.47%
FHLM	99,869	0.31%
FHLB	1,745,551	5.43%
Negotiable CD's	706,776	2.20%
Commercial Paper	5,493,740	17.09%
Municipal Bonds	99,974	0.31%
US Government Money Market	20,401,947	63.44%
US Treasury Note	<u>998,750</u>	<u>3.11%</u>
	<u>\$ 32,154,136</u>	<u>100.00%</u>

**E. Reconciliation of cash and investment to the statement of net position**

The following is a reconciliation of cash and investments as reported in the note above to cash and investments as reported on the statement of net position as of June 30, 2021:

<u>Cash and investments per note</u>	
Carrying amount of deposits	\$ 7,789,189
Investments	32,154,136
Cash in segregated accounts	404
Cash with fiscal agent	<u>9,072</u>
Total	<u>\$ 39,952,801</u>
<u>Cash and investments per statement of net position</u>	
Governmental activities	\$ 39,952,801
Total	<u>\$ 39,952,801</u>

**VALLEY VIEW LOCAL SCHOOL DISTRICT  
MONTGOMERY COUNTY, OHIO**

NOTES TO THE BASIC FINANCIAL STATEMENTS  
FOR THE FISCAL YEAR ENDED JUNE 30, 2021

**NOTE 5 - INTERFUND TRANSACTIONS**

- A. Interfund balances at June 30, 2021 as reported on the fund financial statements, consist of the following individual interfund loans receivable and payable:

<u>Receivable fund</u>	<u>Payable fund</u>	<u>Amount</u>
General fund	Nonmajor governmental funds	\$ 181,640

The primary purpose of the interfund balances is to cover costs in specific funds where revenues were not received by June 30. These interfund balances will be repaid once the anticipated revenues are received. All interfund balances are expected to be repaid within one year.

Interfund balances between governmental funds are eliminated on the government-wide financial statements.

- B. Interfund transfers for the fiscal year ended June 30, 2021, consisted of the following, as reported on the fund financial statements:

<u>Transfers to classroom facilities fund from:</u>	<u>Amount</u>
Nonmajor governmental funds	\$ 26,226,288

Transfers are used to move revenues from the fund that statute or budget required to collect them to the fund that statute or budget requires to expend them.

All transfers were made in compliance with Ohio Revised Code Sections 5705.14, 5705.15, and 5705.16.

**NOTE 6 - PROPERTY TAXES**

Property taxes are levied and assessed on a calendar year basis while the District fiscal year runs from July through June. First half tax collections are received by the District in the second half of the fiscal year. Second half tax distributions occur in the first half of the following fiscal year.

Property taxes include amounts levied against all real property and public utility property. Real property tax revenues received in calendar year 2021 represent the collection of calendar year 2020 taxes. Real property taxes received in calendar year 2021 were levied after April 1, 2020, on the assessed values as of January 1, 2020, the lien date. Assessed values for real property taxes are established by State statute at 35 percent of appraised market value. Real property taxes are payable annually or semiannually. If paid annually, payment is due December 31; if paid semiannually, the first payment is due December 31, with the remainder payable by June 20. Under certain circumstances, State statute permits alternate payment dates to be established. Public utility property tax revenues received in calendar year 2021 represent the collection of calendar year 2020 taxes. Public utility real and personal property taxes received in calendar year 2020 became a lien on December 31, 2019, were levied after April 1, 2020, and are collected with real property taxes. Public utility real property is assessed at 35 percent of true value; public utility tangible personal property is currently assessed at varying percentages of true value.

The District receives property taxes from Montgomery County. The County Auditor periodically advances to the District its portion of the taxes collected. Second-half real property tax payments collected by the County by June 30, 2021, are available to finance fiscal year 2021 operations. The amount available as an advance at June 30, 2021 was \$215,717 in the general fund, \$57,997 in the bond retirement fund, and \$35,498 in the permanent improvement fund (a nonmajor governmental fund). This amount is recorded as revenue. The amount available as an advance at June 30, 2020 was \$80,119 in the general fund and \$11,608 in the permanent improvement fund (a nonmajor governmental fund). The amount of second-half real property taxes available for advance at fiscal year-end can vary based on the date the tax bills are sent.

**VALLEY VIEW LOCAL SCHOOL DISTRICT  
MONTGOMERY COUNTY, OHIO**

NOTES TO THE BASIC FINANCIAL STATEMENTS  
FOR THE FISCAL YEAR ENDED JUNE 30, 2021

**NOTE 6 - PROPERTY TAXES – (Continued)**

Accrued property taxes receivable includes real property, public utility property and delinquent tangible personal property taxes which are measurable as of June 30, 2021 and for which there is an enforceable legal claim. Although total property tax collections for the next fiscal year are measurable, only the amount of real property taxes available as an advance at June 30 was levied to finance current fiscal year operations and is reported as revenue at fiscal year-end. The portion of the receivable not levied to finance current fiscal year operations is offset by a credit to deferred inflows.

On the accrual basis of accounting, collectible delinquent property taxes have been recorded as a receivable and revenue, while on a modified accrual basis of accounting the revenue has been reported as a deferred inflow.

The assessed values upon which the fiscal year 2021 taxes were collected are:

	2020 Second Half Collections		2021 First Half Collections	
	<u>Amount</u>	<u>Percent</u>	<u>Amount</u>	<u>Percent</u>
Agricultural/residential and other real estate	\$ 230,552,210	91.76	\$ 257,842,750	92.51
Public utility personal	<u>20,701,540</u>	<u>8.24</u>	<u>20,865,500</u>	<u>7.49</u>
Total	<u>\$ 251,253,750</u>	<u>100.00</u>	<u>\$ 278,708,250</u>	<u>100.00</u>
Tax rate per \$1,000 of assessed valuation				
General	\$ 35.53		\$ 41.03	
Permanent improvement	3.80		3.80	

**NOTE 7 - SCHOOL DISTRICT INCOME TAX**

In fiscal year 1991, the voters of the District passed a .50% income tax, effective for five years. This income tax has been renewed several times by the voters. In fiscal year 1995, voters of the District passed an additional .75% income tax, effective for five years. This income tax has been renewed several times by the voters. In May 2015, the two income taxes were passed by the voters as continuous. In fiscal year 2021, voters of the District passed an additional .50% income tax. The tax is collected by the State of Ohio and remitted to the District quarterly. Total income tax revenue for fiscal year 2021 credited to the general fund was \$4,675,074.

**NOTE 8 - RECEIVABLES**

Receivables at June 30, 2021 consisted of taxes (both property taxes and income taxes), accounts (billings for user charged services and student fees), accrued interest, and intergovernmental grants and entitlements. All receivables are considered collectible in full due to the ability to foreclose for the nonpayment of taxes, the stable condition of State programs and the current year guarantee of federal funds.

A summary of the principal items of receivables reported on the statement of net position follows:

**VALLEY VIEW LOCAL SCHOOL DISTRICT  
MONTGOMERY COUNTY, OHIO**

NOTES TO THE BASIC FINANCIAL STATEMENTS  
FOR THE FISCAL YEAR ENDED JUNE 30, 2021

**NOTE 8 – RECEIVABLES – (Continued)**

**Governmental activities:**

Property taxes	\$ 7,555,134
Income taxes	2,038,590
Accounts	121,842
Accrued interest	7,727
Intergovernmental	<u>624,489</u>
 Total	 <u>\$ 10,347,782</u>

Receivables have been disaggregated on the face of the basic financial statements. All receivables are expected to be collected in the subsequent year.

**NOTE 9 - CAPITAL ASSETS**

Capital asset activity for the fiscal year ended June 30, 2021 was as follows:

	Balance 06/30/20	Additions	Deductions	Balance 06/30/21
<b>Governmental activities:</b>				
<i>Capital assets, not being depreciated:</i>				
Land	\$ 405,123	\$ 215,000	\$ -	\$ 620,123
Total capital assets, not being depreciated	<u>405,123</u>	<u>215,000</u>	<u>-</u>	<u>620,123</u>
<i>Capital assets, being depreciated:</i>				
Land improvements	2,364,793	13,292	-	2,378,085
Buildings and improvements	8,275,066	21,395	-	8,296,461
Furniture and equipment	4,226,896	313,288	-	4,540,184
Vehicles	<u>472,981</u>	<u>32,500</u>	<u>-</u>	<u>505,481</u>
Total capital assets, being depreciated	<u>15,339,736</u>	<u>380,475</u>	<u>-</u>	<u>15,720,211</u>
<i>Less: accumulated depreciation</i>				
Land improvements	(1,165,354)	(32,394)	-	(1,197,748)
Buildings and improvements	(5,816,180)	(96,612)	-	(5,912,792)
Furniture and equipment	(3,015,501)	(156,207)	-	(3,171,708)
Vehicles	<u>(335,994)</u>	<u>(28,566)</u>	<u>-</u>	<u>(364,560)</u>
Total accumulated depreciation	<u>(10,333,029)</u>	<u>(313,779)</u>	<u>-</u>	<u>(10,646,808)</u>
Governmental activities capital assets, net	<u>\$ 5,411,830</u>	<u>\$ 281,696</u>	<u>\$ -</u>	<u>\$ 5,693,526</u>

THIS SPACE INTENTIONALLY LEFT BLANK

**VALLEY VIEW LOCAL SCHOOL DISTRICT  
MONTGOMERY COUNTY, OHIO**

NOTES TO THE BASIC FINANCIAL STATEMENTS  
FOR THE FISCAL YEAR ENDED JUNE 30, 2021

**NOTE 9 - CAPITAL ASSETS – (Continued)**

Depreciation expense was charged to governmental functions as follows:

<u>Instruction:</u>	
Regular	\$ 82,488
Special	4,177
Vocational	2,987
<u>Support services:</u>	
Pupil	1,018
Instructional staff	5,188
Administration	2,088
Fiscal	248
Operations and maintenance	148,105
Pupil transportation	5,700
Central	11,459
Extracurricular activities	39,482
Food service operations	<u>10,839</u>
Total depreciation expense	<u>\$ 313,779</u>

**NOTE 10 - CAPITALIZED LEASES - LESSEE DISCLOSURE**

During a prior fiscal year, the District entered into a lease for copiers. This lease meets the criteria of a capital lease as defined by generally accepted accounting principles, which defines a capital lease generally as one that transfers benefits and risks of ownership to the lessee at the conclusion of the lease term.

Capital lease payments have been reclassified and are reflected as debt service expenditures in the statement of revenues, expenditures and changes in fund balances - general fund. These expenditures are reflected as program/function expenditures on a budgetary basis. Capital assets acquired by lease and the related lease obligation liability have been reported on the statement of net position.

Capital assets consisting of equipment have been capitalized in the amount of \$78,543. These amounts represent the present value of the minimum lease payments at the time of acquisition. Accumulated depreciation as of June 30, 2021 for equipment was \$70,690, leaving a current book value of \$7,853. Total principal payments for fiscal year 2021 totaled \$17,593.

The following is a schedule of the future minimum lease payments required under the capital lease and the present value of the future minimum lease payments as of June 30, 2021:

Fiscal Year	
<u>Ending June 30,</u>	<u>Total</u>
2022	<u>9,555</u>
Total future minimum lease payments	9,555
Less: amount representing interest	<u>(219)</u>
Present value of future minimum lease payments	<u>\$ 9,336</u>



**VALLEY VIEW LOCAL SCHOOL DISTRICT  
MONTGOMERY COUNTY, OHIO**

NOTES TO THE BASIC FINANCIAL STATEMENTS  
FOR THE FISCAL YEAR ENDED JUNE 30, 2021

**NOTE 11 - LONG-TERM OBLIGATIONS**

During the fiscal year 2021, the following activity occurred in governmental activities long-term obligations.

	<u>Balance</u> <u>06/30/20</u>	<u>Increase</u>	<u>Decrease</u>	<u>Balance</u> <u>06/30/21</u>	<u>Amount</u> <u>Due in</u> <u>One Year</u>
<b><u>General Obligation Bonds:</u></b>					
School Facilities Construction and Improvement Bonds - Series 2021	\$ -	\$ 28,700,000	\$ -	\$ 28,700,000	\$ 1,310,000
Net pension liability	22,616,042	85,859	(66,755)	22,635,146	-
Net OPEB liability	2,031,646	-	(383,121)	1,648,525	-
<b><u>Other long-term obligations</u></b>					
Capital lease obligation	26,929	-	(17,593)	9,336	9,336
Early retirement incentive	-	128,000	-	128,000	128,000
Compensated absences	<u>1,056,845</u>	<u>154,545</u>	<u>(65,869)</u>	<u>1,145,521</u>	<u>137,050</u>
Total other long-term obligations	<u>1,083,774</u>	<u>282,545</u>	<u>(83,462)</u>	<u>1,282,857</u>	<u>274,386</u>
Total governmental activities	<u>\$ 25,731,462</u>	<u>\$ 29,068,404</u>	<u>\$ (533,338)</u>	<u>54,266,528</u>	<u>\$ 1,584,386</u>
Add: unamortized premium				<u>1,833,739</u>	
Total on statement of net position				<u>\$ 56,100,267</u>	

*Net pension liability:* The District's net pension liability is described in Note 15. The District pays obligations related to employees compensation from the fund benefiting from their service.

*Net OPEB liability/asset:* The District's net OPEB liability/asset is described in Note 16. The District pays obligations related to employee compensation from the fund benefiting from their service.

*Compensated absences:* Compensated absences will be paid from the fund from which the employees' salaries are paid, which is primarily the general fund.

*Early retirement incentive:* See Note 13 for detail on the District's retirement incentive.

*Capital lease obligation:* See Note 10 for detail on the District's capital lease obligation

*School Facilities Construction and Improvement Bonds – Series 2021:* On May 26, 2021, the District issued \$28,700,000 in general obligation bonds, for the purpose of improving school facilities. Interest and principal payments on the bonds are due on May 1 and November 1 of each year and are made from the bond retirement fund.

The original issue was comprised of both current interest serial bonds, par value \$13,250,000, and term bonds, par value \$15,450,000. The interest rates on the current interest bonds range from 1.00-4.00% and the interest rates on the term bond range from 2.00-3.00%. Final maturity of the Series 2021 bonds is November 1, 2052.

At June 30, 2021, the District had \$28,254,565 in unspent bond proceeds related to the Schools Facilities Construction and Improvement Series 2021 bonds.

**VALLEY VIEW LOCAL SCHOOL DISTRICT  
MONTGOMERY COUNTY, OHIO**

NOTES TO THE BASIC FINANCIAL STATEMENTS  
FOR THE FISCAL YEAR ENDED JUNE 30, 2021

**NOTE 11 - LONG-TERM OBLIGATIONS – (Continued)**

The term bonds which mature on November 1, 2038, have an interest rate of 2.00 percent per year, and are subject to mandatory sinking fund redemption at a redemption price of 100% of the principal amount to be redeemed, plus accrued interest to the date of redemption, on November 1 of the years and in the respective principal amounts as follows:

Date	Principal Amount To Be Redeemed
November 1, 2037	\$ 850,000
November 1, 2038	870,000

The term bonds which mature on November 1, 2040, have an interest rate of 3.00 percent per year, and are subject to mandatory sinking fund redemption at a redemption price of 100% of the principal amount to be redeemed, plus accrued interest to the date of redemption, on November 1 of the years and in the respective principal amounts as follows:

Date	Principal Amount To Be Redeemed
November 1, 2039	\$ 885,000
November 1, 2040	910,000

The term bonds which mature on November 1, 2042, have an interest rate of 3.00 percent per year, and are subject to mandatory sinking fund redemption at a redemption price of 100% of the principal amount to be redeemed, plus accrued interest to the date of redemption, on November 1 of the years and in the respective principal amounts as follows:

Date	Principal Amount To Be Redeemed
November 1, 2041	\$ 940,000
November 1, 2042	965,000

The term bonds which mature on November 1, 2045, have an interest rate of 3.00 percent per year, and are subject to mandatory sinking fund redemption at a redemption price of 100% of the principal amount to be redeemed, plus accrued interest to the date of redemption, on November 1 of the years and in the respective principal amounts as follows:

Date	Principal Amount To Be Redeemed
November 1, 2043	\$ 995,000
November 1, 2044	1,025,000
November 1, 2045	1,055,000

The term bonds which mature on November 1, 2048, have an interest rate of 2.375 percent per year, and are subject to mandatory sinking fund redemption at a redemption price of 100% of the principal amount to be redeemed, plus accrued interest to the date of redemption, on November 1 of the years and in the respective principal amounts as follows:

Date	Principal Amount To Be Redeemed
November 1, 2046	\$ 1,090,000
November 1, 2047	1,115,000
November 1, 2048	1,140,000

**VALLEY VIEW LOCAL SCHOOL DISTRICT  
MONTGOMERY COUNTY, OHIO**

NOTES TO THE BASIC FINANCIAL STATEMENTS  
FOR THE FISCAL YEAR ENDED JUNE 30, 2021

**NOTE 11 - LONG-TERM OBLIGATIONS – (Continued)**

The term bonds which mature on November 1, 2051, have an interest rate of 3.00 percent per year, and are subject to mandatory sinking fund redemption at a redemption price of 100% of the principal amount to be redeemed, plus accrued interest to the date of redemption, on November 1 of the years and in the respective principal amounts as follows:

Date	Principal Amount To Be Redeemed
November 1, 2049	\$ 1,170,000
November 1, 2050	1,200,000
November 1, 2051	1,240,000

The annual requirement to amortize all bonds outstanding as of June 30, 2021 is as follows:

Fiscal Year	Current Interest, Serial and Term Bonds		
	Principal	Interest	Total
2022	\$ 1,310,000	\$ 652,437	\$ 1,962,437
2023	1,020,000	730,956	1,750,956
2024	590,000	712,706	1,302,706
2025	600,000	706,756	1,306,756
2026	605,000	699,975	1,304,975
2027-2031	3,250,000	3,242,007	6,492,007
2032-2036	3,775,000	2,703,795	6,478,795
2037-2041	4,340,000	2,142,243	6,482,243
2042-2046	4,980,000	1,480,292	6,460,292
2047-2051	5,715,000	750,579	6,465,579
2052-2053	2,515,000	66,413	2,581,413
Total	\$ 28,700,000	\$ 13,888,159	\$ 42,588,159

**Legal Debt Margin**

The Ohio Revised Code provides that voted net general obligation debt of the District shall never exceed 9% of the total assessed valuation of the District. The code further provides that unvoted indebtedness shall not exceed 1/10 of 1% of the property valuation of the District. The code additionally states that unvoted indebtedness related to energy conservation debt shall not exceed 9/10 of 1% of the property valuation of the District. The assessed valuation used in determining the District's legal debt margin has been modified by House Bill 530 which became effective March 30, 2006. In accordance with House Bill 530, the assessed valuation used in the District's legal debt margin calculation excluded tangible personal property used in business, telephone or telegraph property, interexchange telecommunications company property, and personal property owned or leased by a railroad company and used in railroad operations. The effects of these debt limitations at June 30, 2021, are a voted debt margin of a deficit of \$1,414,014 (including available funds of \$2,202,244) and an unvoted debt margin of \$278,708.

**NOTE 12 - OTHER EMPLOYEE BENEFITS**

**A. Compensated Absences**

The criteria for determining vacation and sick leave components are derived from negotiated agreements and State laws. Classified employees earn ten to twenty days of vacation per fiscal year, depending upon length of service. Accumulated, unused vacation time is paid to administrators upon termination of employment. Teachers do not earn vacation time. Teachers, administrators, and classified employees earn sick leave at the rate of one and one-fourth days per month. Upon retirement, payment is made to certified and classified employees for one-fourth of accrued, but unused, sick leave credit.

**VALLEY VIEW LOCAL SCHOOL DISTRICT  
MONTGOMERY COUNTY, OHIO**

**NOTES TO THE BASIC FINANCIAL STATEMENTS  
FOR THE FISCAL YEAR ENDED JUNE 30, 2021**

**NOTE 12 - OTHER EMPLOYEE BENEFITS – (Continued)**

**B. Insurance Benefits**

The District provides life insurance and accidental death and dismemberment insurance to most employees through Horace Mann Life Insurance Company.

**NOTE 13 - RETIREMENT INCENTIVE PLAN**

During fiscal year 2021, the District implemented a one-time retirement incentive plan for certified employees. Certified employees who are eligible to retire under the State Teachers Retirement System of Ohio (STRS Ohio) either by attaining 30 year of service or by reaching 60 years of age and elects to retire, shall receive an incentive of \$32,000. Certified employees who wished to participate in this option must have notified the District of their intent in writing by April 30, 2021, with notice of working through the end of the school year. This incentive benefit plan option is in addition to the severance pay. The District had \$128,000 in early retirement incentive liability at June 30, 2021 as presented on the fund financial statements.

**NOTE 14 - RISK MANAGEMENT**

The District is exposed to various risks of loss related to torts; theft of, damage to, and destruction of assets; errors and omissions; injuries to employees; and natural disasters. The District carries general liability insurance coverage and cyber liability coverage through a commercial carrier. Absent the deductible, the risk of loss transfers entirely to the commercial carrier.

The District purchases health and dental insurance through the Southwestern Ohio Educational Purchasing Council Benefit Plan Trust (the "Trust"). The Trust is a public entity risk pool currently operating as a common risk management and insurance program (See Note 2.A). The intent of the Trust is to achieve the benefit of a reduced premium for the District by virtue of its grouping and representation with other participants in the Trust. Risk of loss transfers to the Trust upon payment of the premium.

The District purchases workers' compensation insurance through Hunter Consulting, Inc. via SOEPC.

Postemployment health care is provided to plan participants or their beneficiaries through the respective retirement systems discussed in Note 15.

The District continues to carry commercial insurance for all other risks of loss. Settled claims resulting from these risks have not exceeded commercial insurance coverage in any of the past three fiscal years. There has been no significant reduction in amounts of insurance coverage from fiscal year 2020.

**NOTE 15 - DEFINED BENEFIT PENSION PLANS**

The Statewide retirement systems provide both pension benefits and other postemployment benefits (OPEB).

***Net Pension Liability/Net OPEB Liability/Asset***

Pensions and OPEB are a component of exchange transactions—between an employer and its employees—of salaries and benefits for employee services. Pensions/OPEB are provided to an employee—on a deferred-payment basis—as part of the total compensation package offered by an employer for employee services each financial period.

**VALLEY VIEW LOCAL SCHOOL DISTRICT  
MONTGOMERY COUNTY, OHIO**

NOTES TO THE BASIC FINANCIAL STATEMENTS  
FOR THE FISCAL YEAR ENDED JUNE 30, 2021

**NOTE 15 - DEFINED BENEFIT PENSION PLANS - (Continued)**

The net pension/OPEB liability (asset) represent the District’s proportionate share of each pension/OPEB plan’s collective actuarial present value of projected benefit payments attributable to past periods of service, net of each pension/OPEB plan’s fiduciary net position. The net pension/OPEB liability (asset) calculation is dependent on critical long-term variables, including estimated average life expectancies, earnings on investments, cost of living adjustments and others. While these estimates use the best information available, unknowable future events require adjusting these estimates annually.

Ohio Revised Code limits the District’s obligation for this liability to annually required payments. The District cannot control benefit terms or the manner in which pensions/OPEB are financed; however, the District does receive the benefit of employees’ services in exchange for compensation including pension and OPEB.

GASB 68/75 assumes the liability is solely the obligation of the employer, because (1) they benefit from employee services; and (2) State statute requires funding to come from these employers. All pension contributions to date have come solely from these employers (which also includes pension costs paid in the form of withholdings from employees). The retirement systems may allocate a portion of the employer contributions to provide for these OPEB benefits. In addition, health care plan enrollees pay a portion of the health care costs in the form of a monthly premium. State statute requires the retirement systems to amortize unfunded pension liabilities within 30 years. If the pension amortization period exceeds 30 years, each retirement system’s board must propose corrective action to the State legislature. Any resulting legislative change to benefits or funding could significantly affect the net pension/OPEB liability (asset). Resulting adjustments to the net pension/OPEB liability (asset) would be effective when the changes are legally enforceable. The Ohio Revised Code permits, but does not require, the retirement systems to provide healthcare to eligible benefit recipients.

The remainder of this note includes the required pension disclosures. See Note 16 for the required OPEB disclosures.

The proportionate share of each plan’s unfunded benefits is presented as a long-term *net pension/OPEB liability (asset)* on the accrual basis of accounting. Any liability for the contractually-required pension contribution outstanding at the end of the year is included in pension and postemployment benefits payable on both the accrual and modified accrual bases of accounting.

***Plan Description - School Employees Retirement System (SERS)***

Plan Description - The District non-teaching employees participate in SERS, a cost-sharing multiple-employer defined benefit pension plan administered by SERS. SERS provides retirement, disability and survivor benefits, annual cost-of-living adjustments, and death benefits to plan members and beneficiaries. Authority to establish and amend benefits is provided by Ohio Revised Code Chapter 3309. SERS issues a publicly available, stand-alone financial report that includes financial statements, required supplementary information and detailed information about SERS’ fiduciary net position. That report can be obtained by visiting the SERS website at [www.ohsers.org](http://www.ohsers.org) under Employers/Audit Resources.

Age and service requirements for retirement are as follows:

	Eligible to Retire on or before August 1, 2017 *	Eligible to Retire after August 1, 2017
Full benefits	Age 65 with 5 years of services credit; or Any age with 30 years of service credit	Age 67 with 10 years of service credit; or Age 57 with 30 years of service credit
Actuarially reduced benefits	Age 60 with 5 years of service credit; or Age 55 with 25 years of service credit	Age 62 with 10 years of service credit; or Age 60 with 25 years of service credit

\* Members with 25 years of service credit as of August 1, 2017 will be included in this plan.

**VALLEY VIEW LOCAL SCHOOL DISTRICT  
MONTGOMERY COUNTY, OHIO**

**NOTES TO THE BASIC FINANCIAL STATEMENTS  
FOR THE FISCAL YEAR ENDED JUNE 30, 2021**

**NOTE 15 - DEFINED BENEFIT PENSION PLANS - (Continued)**

Annual retirement benefits are calculated based on final average salary multiplied by a percentage that varies based on years of service; 2.2% for the first thirty years of service and 2.5% for years of service credit over 30. Final average salary is the average of the highest three years of salary.

Effective January 1, 2018, SERS cost-of-living adjustment (COLA) changed from a fixed 3% annual increase to one based on the Consumer Price Index (CPI-W) with a cap of 2.5% and a floor of 0%. SERS also has the authority to award or suspend the COLA, or to adjust the COLA above or below CPI-W. SERS suspended the COLA increases for 2018, 2019 and 2020 for current retirees, and confirmed their intent to implement a four-year waiting period for the start of a COLA for future retirees. For 2021, the COLA was 0.5%.

Funding Policy - Plan members are required to contribute 10% of their annual covered salary and the District is required to contribute 14% of annual covered payroll. The contribution requirements of plan members and employers are established and may be amended by the SERS' Retirement Board up to statutory maximum amounts of 10% for plan members and 14% for employers. The Retirement Board, acting with the advice of the actuary, allocates the employer contribution rate among four of the System's funds (Pension Trust Fund, Death Benefit Fund, Medicare B Fund, and Health Care Fund). For the fiscal year ended June 30, 2021, the allocation to pension, death benefits, and Medicare B was 14.0%.

The District's contractually required contribution to SERS was \$364,176 for fiscal year 2021. Of this amount, \$28,218 is reported as pension and postemployment benefits payable.

***Plan Description - State Teachers Retirement System (STRS)***

Plan Description - Licensed teachers participate in STRS, a cost-sharing multiple-employer public employee retirement system administered by STRS. STRS provides retirement and disability benefits to members and death and survivor benefits to beneficiaries. STRS issues a stand-alone financial report that includes financial statements, required supplementary information and detailed information about STRS' fiduciary net position. That report can be obtained by writing to STRS, 275 E. Broad St., Columbus, OH 43215-3771, by calling (888) 227-7877, or by visiting the STRS website at [www.strsoh.org](http://www.strsoh.org).

New members have a choice of three retirement plans: a Defined Benefit (DB) Plan, a Defined Contribution (DC) Plan and a Combined (CO) Plan. Benefits are established by Ohio Revised Code Chapter 3307. The DB Plan offers an annual retirement allowance based on final average salary multiplied by a percentage that varies based on years of service. Effective August 1, 2015, the calculation will be 2.2% of final average salary for the five highest years of earnings multiplied by all years of service. Effective July 1, 2017, the cost-of-living adjustment was reduced to zero. Members are eligible to retire at age 60 with five years of qualifying service credit, or age 55 with 28 years of service, or 33 years of service regardless of age. Eligibility changes will be phased in until August 1, 2026, when retirement eligibility for unreduced benefits will be five years of service credit and age 65, or 35 years of service credit and at least age 60.

The DC Plan allows members to place all of their member contributions and 9.53% of the 14% employer contributions into an investment account. Investment allocation decisions are determined by the member. The remaining 4.47% of the 14% employer rate is allocated to the defined benefit unfunded liability. A member is eligible to receive a retirement benefit at age 50 and termination of employment. The member may elect to receive a lifetime monthly annuity or a lump sum withdrawal.

**VALLEY VIEW LOCAL SCHOOL DISTRICT  
MONTGOMERY COUNTY, OHIO**

NOTES TO THE BASIC FINANCIAL STATEMENTS  
FOR THE FISCAL YEAR ENDED JUNE 30, 2021

**NOTE 15 - DEFINED BENEFIT PENSION PLANS - (Continued)**

The Combined Plan offers features of both the DB Plan and the DC Plan. In the Combined Plan, 12% of the 14% member rate goes to the DC Plan and the remaining 2% is applied to the DB Plan. Member contributions to the DC Plan are allocated among investment choices by the member, and contributions to the DB Plan from the employer and the member are used to fund the defined benefit payment at a reduced level from the regular DB Plan. The defined benefit portion of the Combined Plan payment is payable to a member on or after age 60 with five years of service. The defined contribution portion of the account may be taken as a lump sum payment or converted to a lifetime monthly annuity after termination of employment at age 50 and after termination of employment.

New members who choose the DC Plan or Combined Plan will have another opportunity to reselect a permanent plan during their fifth year of membership. Members may remain in the same plan or transfer to another STRS plan. The optional annuitization of a member's defined contribution account or the defined contribution portion of a member's Combined Plan account to a lifetime benefit results in STRS bearing the risk of investment gain or loss on the account. STRS has therefore included all three plan options as one defined benefit plan for GASB 68 reporting purposes.

A DB or Combined Plan member with five or more years of credited service who is determined to be disabled may qualify for a disability benefit. Eligible survivors of members who die before service retirement may qualify for monthly benefits. New members on or after July 1, 2013, must have at least ten years of qualifying service credit to apply for disability benefits. Members in the DC Plan who become disabled are entitled only to their account balance. If a member of the DC Plan dies before retirement benefits begin, the member's designated beneficiary is entitled to receive the member's account balance.

Funding Policy - Employer and member contribution rates are established by the State Teachers Retirement Board and limited by Chapter 3307 of the Ohio Revised Code. For fiscal year 2021, plan members were required to contribute 14% of their annual covered salary. The District was required to contribute 14%; the entire 14% was the portion used to fund pension obligations. The fiscal year 2021 contribution rates were equal to the statutory maximum rates.

The District's contractually required contribution to STRS was \$1,245,790 for fiscal year 2021. Of this amount, \$217,040 is reported as pension and postemployment benefits payable.

***Pension Liabilities, Pension Expense, and Deferred Outflows of Resources and Deferred Inflows of Resources Related to Pensions***

The net pension liability was measured as of June 30, 2020, and the total pension liability used to calculate the net pension liability was determined by an actuarial valuation as of that date. The District's proportion of the net pension liability was based on the District's share of contributions to the pension plan relative to the projected contributions of all participating entities.

Following is information related to the proportionate share and pension expense:

	<u>SERS</u>	<u>STRS</u>	<u>Total</u>
Proportion of the net pension liability prior measurement date	0.07968050%	0.08071039%	
Proportion of the net pension liability current measurement date	<u>0.07337660%</u>	<u>0.07348958%</u>	
Change in proportionate share	<u>-0.00630390%</u>	<u>-0.00722081%</u>	
Proportionate share of the net pension liability	\$ 4,853,283	\$ 17,781,863	\$ 22,635,146
Pension expense	\$ 488,125	\$ 2,169,577	\$ 2,657,702

**VALLEY VIEW LOCAL SCHOOL DISTRICT  
MONTGOMERY COUNTY, OHIO**

NOTES TO THE BASIC FINANCIAL STATEMENTS  
FOR THE FISCAL YEAR ENDED JUNE 30, 2021

**NOTE 15 - DEFINED BENEFIT PENSION PLANS - (Continued)**

At June 30, 2021, the District reported deferred outflows of resources and deferred inflows of resources related to pensions from the following sources:

	<u>SERS</u>	<u>STRS</u>	<u>Total</u>
<b>Deferred outflows of resources</b>			
Differences between expected and actual experience	\$ 9,428	\$ 39,898	\$ 49,326
Net difference between projected and actual earnings on pension plan investments	308,084	864,735	1,172,819
Changes of assumptions	-	954,541	954,541
Difference between employer contributions and proportionate share of contributions/ change in proportionate share	-	304,494	304,494
Contributions subsequent to the measurement date	<u>364,176</u>	<u>1,245,790</u>	<u>1,609,966</u>
Total deferred outflows of resources	<u>\$ 681,688</u>	<u>\$ 3,409,458</u>	<u>\$ 4,091,146</u>
	<u>SERS</u>	<u>STRS</u>	<u>Total</u>
<b>Deferred inflows of resources</b>			
Differences between expected and actual experience	\$ -	\$ 113,704	\$ 113,704
Difference between employer contributions and proportionate share of contributions/ change in proportionate share	<u>227,309</u>	<u>1,419,857</u>	<u>1,647,166</u>
Total deferred inflows of resources	<u>\$ 227,309</u>	<u>\$ 1,533,561</u>	<u>\$ 1,760,870</u>

\$1,609,966 reported as deferred outflows of resources related to pension resulting from District contributions subsequent to the measurement date will be recognized as a reduction of the net pension liability in the fiscal year ending June 30, 2022.

Other amounts reported as deferred outflows of resources and deferred inflows of resources related to pension will be recognized in pension expense as follows:

	<u>SERS</u>	<u>STRS</u>	<u>Total</u>
Fiscal Year Ending June 30:			
2022	\$ (144,614)	\$ 424,290	\$ 279,676
2023	9,945	513	10,458
2024	128,415	117,294	245,709
2025	<u>96,457</u>	<u>88,010</u>	<u>184,467</u>
Total	<u>\$ 90,203</u>	<u>\$ 630,107</u>	<u>\$ 720,310</u>



**VALLEY VIEW LOCAL SCHOOL DISTRICT  
MONTGOMERY COUNTY, OHIO**

NOTES TO THE BASIC FINANCIAL STATEMENTS  
FOR THE FISCAL YEAR ENDED JUNE 30, 2021

**NOTE 15 - DEFINED BENEFIT PENSION PLANS - (Continued)**

***Actuarial Assumptions - SERS***

SERS' total pension liability was determined by their actuaries in accordance with GASB Statement No. 67, as part of their annual actuarial valuation for each defined benefit retirement plan. Actuarial valuations of an ongoing plan involve estimates of the value of reported amounts (e.g., salaries, credited service) and assumptions about the probability of occurrence of events far into the future (e.g., mortality, disabilities, retirements, employment termination). Actuarially determined amounts are subject to continual review and potential modifications, as actual results are compared with past expectations and new estimates are made about the future.

Projections of benefits for financial reporting purposes are based on the substantive plan (the plan as understood by the employers and plan members) and include the types of benefits provided at the time of each valuation and the historical pattern of sharing benefit costs between the employers and plan members to that point. The projection of benefits for financial reporting purposes does not explicitly incorporate the potential effects of legal or contractual funding limitations.

Actuarial calculations reflect a long-term perspective. For a newly hired employee, actuarial calculations will take into account the employee's entire career with the employer and also take into consideration the benefits, if any, paid to the employee after termination of employment until the death of the employee and any applicable contingent annuitant. In many cases actuarial calculations reflect several decades of service with the employer and the payment of benefits after termination.

Key methods and assumptions used in calculating the total pension liability in the latest actuarial valuation, prepared as of June 30, 2020, are presented below:

Wage inflation	3.00%
Future salary increases, including inflation	3.50% to 18.20%
COLA or ad hoc COLA	2.50%
Investment rate of return	7.50% net of investment expense, including inflation
Actuarial cost method	Entry age normal (level percent of payroll)

For 2020, the mortality rates were based on the RP-2014 Blue Collar Mortality Table with fully generational projection and a five-year age set-back for both males and females. Mortality among service retired members, and beneficiaries were based upon the RP-2014 Blue Collar Mortality Table with fully generational projection with Scale BB, 120% of male rates, and 110% of female rates. Mortality among disabled members was based upon the RP-2000 Disabled Mortality Table, 90% for male rates and 100% for female rates, set back five years is used for the period after disability retirement.

The most recent experience study was completed for the five year period ended June 30, 2015.

The long-term return expectation for the Pension Plan Investments has been determined using a building-block approach and assumes a time horizon, as defined in SERS' *Statement of Investment Policy*. A forecasted rate of inflation serves as the baseline for the return expectation. Various real return premiums over the baseline inflation rate have been established for each asset class. The long-term expected nominal rate of return has been determined by calculating a weighted average of the expected real return premiums for each asset class, adding the projected inflation rate, and adding the expected return from rebalancing uncorrelated asset classes.

**VALLEY VIEW LOCAL SCHOOL DISTRICT  
MONTGOMERY COUNTY, OHIO**

NOTES TO THE BASIC FINANCIAL STATEMENTS  
FOR THE FISCAL YEAR ENDED JUNE 30, 2021

**NOTE 15 - DEFINED BENEFIT PENSION PLANS - (Continued)**

The target allocation and best estimates of arithmetic real rates of return for each major asset class are summarized in the following table:

Asset Class	Target Allocation	Long-Term Expected Real Rate of Return
Cash	2.00 %	1.85 %
US Equity	22.50	5.75
International Equity	22.50	6.50
Fixed Income	19.00	2.85
Private Equity	12.00	7.60
Real Assets	17.00	6.60
Multi-Asset Strategies	5.00	6.65
<b>Total</b>	<b>100.00 %</b>	

**Discount Rate** - The total pension liability was calculated using the discount rate of 7.50%. The projection of cash flows used to determine the discount rate assumed the contributions from employers and from the members would be computed based on contribution requirements as stipulated by State statute. Projected inflows from investment earnings were calculated using the long-term assumed investment rate of return (7.50%). Based on those assumptions, the plan's fiduciary net position was projected to be available to make all future benefit payments of current plan members. Therefore, the long-term expected rate of return on pension plan investments was applied to all periods of projected benefits to determine the total pension liability.

**Sensitivity of the District's Proportionate Share of the Net Pension Liability to Changes in the Discount Rate** - Net pension liability is sensitive to changes in the discount rate, and to illustrate the potential impact the following table presents the net pension liability calculated using the discount rate of 7.50%, as well as what each plan's net pension liability would be if it were calculated using a discount rate that is one percentage point lower (6.50%), or one percentage point higher (8.50%) than the current rate.

	1% Decrease	Current Discount Rate	1% Increase
District's proportionate share of the net pension liability	\$ 6,648,405	\$ 4,853,283	\$ 3,347,141

**Actuarial Assumptions - STRS**

Key methods and assumptions used in the latest actuarial valuation, reflecting experience study results used in the July 1, 2020, actuarial valuation are presented below:

	July 1, 2020
Inflation	2.50%
Projected salary increases	12.50% at age 20 to 2.50% at age 65
Investment rate of return	7.45%, net of investment expenses, including inflation
Payroll increases	3.00%
Cost-of-living adjustments (COLA)	0.00%

**VALLEY VIEW LOCAL SCHOOL DISTRICT  
MONTGOMERY COUNTY, OHIO**

NOTES TO THE BASIC FINANCIAL STATEMENTS  
FOR THE FISCAL YEAR ENDED JUNE 30, 2021

**NOTE 15 - DEFINED BENEFIT PENSION PLANS - (Continued)**

For the July 1, 2020, actuarial valuation, post-retirement mortality rates for healthy retirees are based on the RP-2014 Annuitant Mortality Table with 50% of rates through age 69, 70% of rates between ages 70 and 79, 90% of rates between ages 80 and 84, and 100% of rates thereafter, projected forward generationally using mortality improvement scale MP-2016. Post-retirement disabled mortality rates are based on the RP-2014 Disabled Mortality Table with 90% of rates for males and 100% of rates for females, projected forward generationally using mortality improvement scale MP-2016. Pre-retirement mortality rates are based on RP-2014 Employee Mortality Table, projected forward generationally using mortality improvement scale MP-2016.

Actuarial assumptions used in the July 1, 2020 valuation are based on the results of an actuarial experience study for the period July 1, 2011 through June 30, 2016.

STRS Ohio's investment consultant develops an estimate range for the investment return assumption based on the target allocation adopted by the Retirement Board. The target allocation and long-term expected rate of return for each major asset class are summarized as follows:

Asset Class	Target Allocation	Long-Term Expected Real Rate of Return *
Domestic Equity	28.00 %	7.35 %
International Equity	23.00	7.55
Alternatives	17.00	7.09
Fixed Income	21.00	3.00
Real Estate	10.00	6.00
Liquidity Reserves	1.00	2.25
Total	<u>100.00 %</u>	

\*\*10-Year geometric nominal returns, which include the real rate of return and inflation of 2.25% and does not include investment expenses. Over a 30-year period, STRS' investment consultant indicates that the above target allocations should generate a return above the actuarial rate of return, without net value added by management.

**Discount Rate** - The discount rate used to measure the total pension liability was 7.45% as of June 30, 2020. The projection of cash flows used to determine the discount rate assumes member and employer contributions will be made at the statutory contribution rates in accordance with rate increases described above. For this purpose, only employer contributions that are intended to fund benefits of current plan members and their beneficiaries are included. Projected employer contributions that are intended to fund the service costs of future plan members and their beneficiaries, as well as projected contributions from future plan members, are not included. Based on those assumptions, STRS' fiduciary net position was projected to be available to make all projected future benefit payments to current plan members as of June 30, 2020. Therefore, the long-term expected rate of return on pension plan investments of 7.45% was applied to all periods of projected benefit payment to determine the total pension liability as of June 30, 2020.

**Sensitivity of the District's Proportionate Share of the Net Pension Liability to Changes in the Discount Rate** - The following table presents the District's proportionate share of the net pension liability calculated using the current period discount rate assumption of 7.45%, as well as what the District's proportionate share of the net pension liability would be if it were calculated using a discount rate that is one-percentage-point lower (6.45%) or one-percentage-point higher (8.45%) than the current rate:

	1% Decrease	Current Discount Rate	1% Increase
District's proportionate share of the net pension liability	\$ 25,318,278	\$ 17,781,863	\$ 11,395,380

**VALLEY VIEW LOCAL SCHOOL DISTRICT  
MONTGOMERY COUNTY, OHIO**

NOTES TO THE BASIC FINANCIAL STATEMENTS  
FOR THE FISCAL YEAR ENDED JUNE 30, 2021

**NOTE 16 - DEFINED BENEFIT OPEB PLANS**

***Net OPEB Liability/Asset***

See Note 15 for a description of the net OPEB liability (asset).

***Plan Description - School Employees Retirement System (SERS)***

Health Care Plan Description - The District contributes to the SERS Health Care Fund, administered by SERS for non-certificated retirees and their beneficiaries. For GASB 75 purposes, this plan is considered a cost-sharing other postemployment benefit (OPEB) plan. SERS' Health Care Plan provides healthcare benefits to eligible individuals receiving retirement, disability, and survivor benefits, and to their eligible dependents. Members who retire after June 1, 1986, need 10 years of service credit, exclusive of most types of purchased credit, to qualify to participate in SERS' health care coverage. In addition to age and service retirees, disability benefit recipients and beneficiaries who are receiving monthly benefits due to the death of a member or retiree, are eligible for SERS' health care coverage. Most retirees and dependents choosing SERS' health care coverage are over the age of 65 and therefore enrolled in a fully insured Medicare Advantage plan; however, SERS maintains a traditional, self-insured preferred provider organization for its non-Medicare retiree population. For both groups, SERS offers a self-insured prescription drug program. Health care is a benefit that is permitted, not mandated, by statute. The financial report of the Plan is included in the SERS Comprehensive Annual Financial Report which can be obtained on SERS' website at [www.ohsers.org](http://www.ohsers.org) under Employers/Audit Resources.

Access to health care for retirees and beneficiaries is permitted in accordance with Section 3309 of the Ohio Revised Code. The Health Care Fund was established and is administered in accordance with Internal Revenue Code Section 105(e). SERS' Retirement Board reserves the right to change or discontinue any health plan or program. Active employee members do not contribute to the Health Care Plan. The SERS Retirement Board established the rules for the premiums paid by the retirees for health care coverage for themselves and their dependents or for their surviving beneficiaries. Premiums vary depending on the plan selected, qualified years of service, Medicare eligibility, and retirement status.

Funding Policy - State statute permits SERS to fund the health care benefits through employer contributions. Each year, after the allocation for statutorily required pensions and benefits, the Retirement Board may allocate the remainder of the employer contribution of 14% of covered payroll to the Health Care Fund in accordance with the funding policy. For the fiscal year ended June 30, 2021, SERS did not allocate any employer contributions to post-employment health care. An additional health care surcharge on employers is collected for employees earning less than an actuarially determined minimum compensation amount, pro-rated if less than a full year of service credit was earned. For fiscal year 2021, this amount was \$23,000. Statutes provide that no employer shall pay a health care surcharge greater than 2% of that employer's SERS-covered payroll; nor may SERS collect in aggregate more than 1.5% of the total statewide SERS-covered payroll for the health care surcharge. For fiscal year 2021, the District's surcharge obligation was \$46,689.

The surcharge added to the allocated portion of the 14% employer contribution rate is the total amount assigned to the Health Care Fund. The District's contractually required contribution to SERS was \$46,689 for fiscal year 2021. Of this amount, \$46,689 is reported as pension and postemployment benefits payable.

***Plan Description - State Teachers Retirement System (STRS)***

Plan Description - The State Teachers Retirement System of Ohio (STRS) administers a cost-sharing Health Plan administered for eligible retirees who participated in the defined benefit or combined pension plans offered by STRS. Ohio law authorizes STRS to offer this plan. Benefits include hospitalization, physicians' fees, prescription drugs and partial reimbursement of monthly Medicare Part B premiums. Medicare Part B premium reimbursements will be discontinued effective January 1, 2021. The Plan is included in the report of STRS which can be obtained by visiting [www.strsoh.org](http://www.strsoh.org) or by calling (888) 227-7877.

**VALLEY VIEW LOCAL SCHOOL DISTRICT  
MONTGOMERY COUNTY, OHIO**

NOTES TO THE BASIC FINANCIAL STATEMENTS  
FOR THE FISCAL YEAR ENDED JUNE 30, 2021

**NOTE 16 - DEFINED BENEFIT OPEB PLANS - (Continued)**

Funding Policy - Ohio Revised Code Chapter 3307 authorizes STRS to offer the Plan and gives the Retirement Board discretionary authority over how much, if any, of the health care costs will be absorbed by STRS. Active employee members do not contribute to the Health Care Plan. Nearly all health care plan enrollees, for the most recent year, pay a portion of the health care costs in the form of a monthly premium. Under Ohio law, funding for post-employment health care may be deducted from employer contributions, currently 14% of covered payroll. For the fiscal year ended June 30, 2021, STRS did not allocate any employer contributions to post-employment health care.

***OPEB Liabilities/Assets, OPEB Expense, and Deferred Outflows of Resources and Deferred Inflows of Resources Related to OPEB***

The net OPEB liability/asset was measured as of June 30, 2020, and the total OPEB liability/asset used to calculate the net OPEB liability/asset was determined by an actuarial valuation as of that date. The District's proportion of the net OPEB liability/asset was based on the District's share of contributions to the respective retirement systems relative to the contributions of all participating entities.

Following is information related to the proportionate share and OPEB expense:

	<u>SERS</u>	<u>STRS</u>	<u>Total</u>
Proportion of the net OPEB liability/asset prior measurement date	0.08078790%	0.08071039%	
Proportion of the net OPEB liability/asset current measurement date	<u>0.07585260%</u>	<u>0.07348958%</u>	
Change in proportionate share	<u>-0.00493530%</u>	<u>-0.00722081%</u>	
Proportionate share of the net OPEB liability	\$ 1,648,525	\$ -	\$ 1,648,525
Proportionate share of the net OPEB asset	\$ -	\$ (1,291,579)	\$ (1,291,579)
OPEB expense	\$ 10,853	\$ (48,829)	\$ (37,976)

At June 30, 2021, the District reported deferred outflows of resources and deferred inflows of resources related to OPEB from the following sources:

	<u>SERS</u>	<u>STRS</u>	<u>Total</u>
<b>Deferred outflows of resources</b>			
Differences between expected and actual experience	\$ 21,653	\$ 82,760	\$ 104,413
Net difference between projected and actual earnings on OPEB plan investments	18,574	45,267	63,841
Changes of assumptions	281,016	21,321	302,337
Difference between employer contributions and proportionate share of contributions/ change in proportionate share	6,912	108,663	115,575
Contributions subsequent to the measurement date	<u>46,689</u>	<u>-</u>	<u>46,689</u>
Total deferred outflows of resources	<u>\$ 374,844</u>	<u>\$ 258,011</u>	<u>\$ 632,855</u>

**VALLEY VIEW LOCAL SCHOOL DISTRICT  
MONTGOMERY COUNTY, OHIO**

NOTES TO THE BASIC FINANCIAL STATEMENTS  
FOR THE FISCAL YEAR ENDED JUNE 30, 2021

**NOTE 16 - DEFINED BENEFIT OPEB PLANS - (Continued)**

	<u>SERS</u>	<u>STRS</u>	<u>Total</u>
<b>Deferred inflows of resources</b>			
Differences between expected and actual experience	\$ 838,390	\$ 257,265	\$ 1,095,655
Changes of assumptions	41,521	1,226,783	1,268,304
Difference between employer contributions and proportionate share of contributions/ change in proportionate share	<u>162,304</u>	<u>17,035</u>	<u>179,339</u>
Total deferred inflows of resources	<u>\$ 1,042,215</u>	<u>\$ 1,501,083</u>	<u>\$ 2,543,298</u>

\$46,689 reported as deferred outflows of resources related to OPEB resulting from District contributions subsequent to the measurement date will be recognized as a reduction of the net OPEB liability/asset in the fiscal year ending June 30, 2022.

Other amounts reported as deferred outflows of resources and deferred inflows of resources related to OPEB will be recognized in OPEB expense as follows:

	<u>SERS</u>	<u>STRS</u>	<u>Total</u>
Fiscal Year Ending June 30:			
2022	\$ (143,361)	\$ (305,548)	\$ (448,909)
2023	(142,019)	(274,911)	(416,930)
2024	(142,238)	(264,163)	(406,401)
2025	(135,915)	(272,377)	(408,292)
2026	(108,273)	(61,981)	(170,254)
Thereafter	<u>(42,254)</u>	<u>(64,092)</u>	<u>(106,346)</u>
Total	<u>\$ (714,060)</u>	<u>\$ (1,243,072)</u>	<u>\$ (1,957,132)</u>

**Actuarial Assumptions - SERS**

The total OPEB liability is determined by SERS' actuaries in accordance with GASB Statement No. 74, as part of their annual actuarial valuation for each retirement plan. Actuarial valuations of an ongoing plan involve estimates of the value of reported amounts (e.g., salaries, credited service) and assumptions about the probability of occurrence of events far into the future (e.g., mortality, disabilities, retirements, employment terminations). Actuarially determined amounts are subject to continual review and potential modifications, as actual results are compared with past expectations and new estimates are made about the future.

Projections of benefits for financial reporting purposes are based on the substantive plan (the plan as understood by the employers and plan members) and include the types of benefits provided at the time of each valuation and the historical pattern of sharing benefit costs between the employers and plan members to that point. The projection of benefits for financial reporting purposes does not explicitly incorporate the potential effects of legal or contractual funding limitations.

Actuarial calculations reflect a long-term perspective. For a newly hired employee, actuarial calculations will take into account the employee's entire career with the employer and also take into consideration the benefits, if any, paid to the employee after termination of employment until the death of the employee and any applicable contingent annuitant. In many cases, actuarial calculations reflect several decades of service with the employer and the payment of benefits after termination.

**VALLEY VIEW LOCAL SCHOOL DISTRICT  
MONTGOMERY COUNTY, OHIO**

NOTES TO THE BASIC FINANCIAL STATEMENTS  
FOR THE FISCAL YEAR ENDED JUNE 30, 2021

**NOTE 16 - DEFINED BENEFIT OPEB PLANS - (Continued)**

Key methods and assumptions used in calculating the total OPEB liability in the latest actuarial valuation date of June 30, 2020 are presented below:

Wage inflation	3.00%
Future salary increases, including inflation	3.50% to 18.20%
Investment rate of return	7.50% net of investment expense, including inflation
Municipal bond index rate:	
Measurement date	2.45%
Prior measurement date	3.13%
Single equivalent interest rate, net of plan investment expense, including price inflation:	
Measurement date	2.63%
Prior measurement date	3.22%
Medical trend assumption:	
Measurement date	
Medicare	5.25 to 4.75%
Pre-Medicare	7.00 to 4.75%
Prior measurement date	
Medicare	5.25 to 4.75%
Pre-Medicare	7.00 to 4.75%

Mortality rates were based on the RP-2014 Blue Collar Mortality Table with fully generational projection and Scale BB, 120% of male rates and 110% of female rates. RP-2000 Disabled Mortality Table with 90% for male rates and 100% for female rates set back five years.

The most recent experience study was completed for the five year period ended June 30, 2015.

The long-term expected rate of return on plan assets is reviewed as part of the actuarial five-year experience study. The most recent study covers fiscal years 2010 through 2015, and was adopted by the Board on April 21, 2016. Several factors are considered in evaluating the long-term rate of return assumption including long-term historical data, estimates inherent in current market data, and a log-normal distribution analysis in which best-estimate ranges of expected future real rates of return were developed by the investment consultant for each major asset class. These ranges were combined to produce the long-term expected rate of return, 7.50%, by weighting the expected future real rates of return by the target asset allocation percentage and then adding expected inflation. The capital market assumptions developed by the investment consultant are intended for use over a 10-year horizon and may not be useful in setting the long-term rate of return for funding pension plans which covers a longer timeframe. The assumption is intended to be a long-term assumption and is not expected to change absent a significant change in the asset allocation, a change in the inflation assumption, or a fundamental change in the market that alters expected returns in future years.

**VALLEY VIEW LOCAL SCHOOL DISTRICT  
MONTGOMERY COUNTY, OHIO**

NOTES TO THE BASIC FINANCIAL STATEMENTS  
FOR THE FISCAL YEAR ENDED JUNE 30, 2021

**NOTE 16 - DEFINED BENEFIT OPEB PLANS - (Continued)**

The target asset allocation and best estimates of arithmetic real rates of return for each major asset class, as used in the June 30, 2015 five-year experience study, are summarized as follows:

Asset Class	Target Allocation	Long-Term Expected Real Rate of Return
Cash	2.00 %	1.85 %
US Equity	22.50	5.75
International Equity	22.50	6.50
Fixed Income	19.00	2.85
Private Equity	12.00	7.60
Real Assets	17.00	6.60
Multi-Asset Strategies	5.00	6.65
Total	<u>100.00 %</u>	

**Discount Rate** - The discount rate used to measure the total OPEB liability at June 30, 2020 was 2.63%. The discount rate used to measure total OPEB liability prior to June 30, 2019 was 3.22%. The projection of cash flows used to determine the discount rate assumed that contributions will be made from members and the System at the state statute contribution rate of 2.00% of projected covered employee payroll each year, which includes a 1.50% payroll surcharge and 0.50% of contributions from the basic benefits plan. Based on these assumptions, the OPEB plan's fiduciary net position was projected to become insufficient to make future benefit payments during the fiscal year ending June 30, 2025. Therefore, the long-term expected rate of return on OPEB plan assets was used to present value the projected benefit payments through the fiscal year ending June 30, 2024 and the Fidelity General Obligation 20-year Municipal Bond Index rate of 2.45%, as of June 30, 2020 (i.e. municipal bond rate), was used to present value the projected benefit payments for the remaining years in the projection. A municipal bond rate of 3.13% was used as of June 30, 2019. The total present value of projected benefit payments from all years was then used to determine the single rate of return that was used as the discount rate. The projection of future benefit payments for all current plan members was until the benefit payments ran out.

**Sensitivity of the District's Proportionate Share of the Net OPEB Liability to Changes in the Discount Rate and Changes in the Health Care Cost Trend Rates** - The net OPEB liability is sensitive to changes in the discount rate and the health care cost trend rate. The following table presents the net OPEB liability of SERS, what SERS' net OPEB liability would be if it were calculated using a discount rate that is 1 percentage point lower (1.63%) and higher (3.63%) than the current discount rate (2.63%). Also shown is what SERS' net OPEB liability would be based on health care cost trend rates that are 1 percentage point lower (6.00% decreasing to 3.75%) and higher (8.00% decreasing to 5.75%) than the current rate (7.00% decreasing to 4.75%).

	1% Decrease	Current Discount Rate	1% Increase
	District's proportionate share of the net OPEB liability	\$ 2,017,754	\$ 1,648,525

	1% Decrease	Current Trend Rate	1% Increase
	District's proportionate share of the net OPEB liability	\$ 1,298,088	\$ 1,648,525



**VALLEY VIEW LOCAL SCHOOL DISTRICT  
MONTGOMERY COUNTY, OHIO**

NOTES TO THE BASIC FINANCIAL STATEMENTS  
FOR THE FISCAL YEAR ENDED JUNE 30, 2021

**NOTE 16 - DEFINED BENEFIT OPEB PLANS - (Continued)**

***Actuarial Assumptions - STRS***

Key methods and assumptions used in the latest actuarial valuation, reflecting experience study results used in the July 1, 2020, actuarial valuation, compared with July 1, 2019, are presented below:

	July 1, 2020		July 1, 2019	
	Initial	Ultimate	Initial	Ultimate
Inflation	2.50%		2.50%	
Projected salary increases	12.50% at age 20 to 2.50% at age 65		12.50% at age 20 to 2.50% at age 65	
Investment rate of return	7.45%, net of investment expenses, including inflation		7.45%, net of investment expenses, including inflation	
Payroll increases	3.00%		3.00%	
Cost-of-living adjustments (COLA)	0.00%		0.00%	
Discount rate of return	7.45%		7.45%	
Blended discount rate of return	N/A		N/A	
Health care cost trends				
Medical				
Pre-Medicare	5.00%	4.00%	5.87%	4.00%
Medicare	-6.69%	4.00%	4.93%	4.00%
Prescription Drug				
Pre-Medicare	6.50%	4.00%	7.73%	4.00%
Medicare	11.87%	4.00%	9.62%	4.00%

Projections of benefits include the historical pattern of sharing benefit costs between the employers and retired plan members.

For healthy retirees the mortality rates are based on the RP-2014 Annuitant Mortality Table with 50% of rates through age 69, 70% of rates between ages 70 and 79, 90% of rates between ages 80 and 84, and 100% of rates thereafter, projected forward generationally using mortality improvement scale MP-2016. For disabled retirees, mortality rates are based on the RP-2014 Disabled Mortality Table with 90% of rates for males and 100% of rates for females, projected forward generationally using mortality improvement scale MP-2016.

Actuarial assumptions used in the June 30, 2020 valuation are based on the results of an actuarial experience study for the period July 1, 2011 through June 30, 2016.

***Assumption Changes Since the Prior Measurement Date*** - There were no changes in assumptions since the prior measurement date of June 30, 2019.

***Benefit Term Changes Since the Prior Measurement Date*** - There was no change to the claims costs process. Claim curves were updated to reflect the projected fiscal year end 2021 premium based on June 30, 2020 enrollment distribution. The non-Medicare subsidy percentage was increased effective January 1, 2021 from 1.984% to 2.055% per year of service. The non-Medicare frozen subsidy base premium was increased effective January 1, 2021. The Medicare subsidy percentages were adjusted effective January 1, 2021 to 2.1% for the AMA Medicare plan. The Medicare Part B monthly reimbursement elimination date was postponed indefinitely.

**VALLEY VIEW LOCAL SCHOOL DISTRICT  
MONTGOMERY COUNTY, OHIO**

NOTES TO THE BASIC FINANCIAL STATEMENTS  
FOR THE FISCAL YEAR ENDED JUNE 30, 2021

**NOTE 16 - DEFINED BENEFIT OPEB PLANS - (Continued)**

STRS' investment consultant develops an estimate range for the investment return assumption based on the target allocation adopted by the Retirement Board. The target allocation and long-term expected rate of return for each major asset class are summarized as follows:

<u>Asset Class</u>	<u>Target Allocation</u>	<u>Long-Term Expected Real Rate of Return *</u>
Domestic Equity	28.00 %	7.35 %
International Equity	23.00	7.55
Alternatives	17.00	7.09
Fixed Income	21.00	3.00
Real Estate	10.00	6.00
Liquidity Reserves	1.00	2.25
Total	<u>100.00 %</u>	

\*\*10-Year geometric nominal returns, which include the real rate of return and inflation of 2.25% and does not include investment expenses. Over a 30-year period, STRS' investment consultant indicates that the above target allocations should generate a return above the actuarial rate of return, without net value added by management.

**Discount Rate** - The discount rate used to measure the total OPEB asset was 7.45% as of June 30, 2020. The projection of cash flows used to determine the discount rate assumes STRS Ohio continues to allocate no employer contributions to the health care fund. Based on these assumptions, the OPEB plan's fiduciary net position was projected to be available to make all projected future benefit payments to current plan members. Therefore, the long-term expected rate of return on health care plan investments of 7.45% was used to measure the total OPEB asset as of June 30, 2020.

**Sensitivity of the District's Proportionate Share of the Net OPEB Asset to Changes in the Discount and Health Care Cost Trend Rate** - The following table represents the net OPEB asset as of June 30, 2020, calculated using the current period discount rate assumption of 7.45%, as well as what the net OPEB asset would be if it were calculated using a discount rate that is one percentage point lower (6.45%) or one percentage point higher (8.45%) than the current assumption. Also shown is the net OPEB asset as if it were calculated using health care cost trend rates that are one percentage point lower or one percentage point higher than the current health care cost trend rates.

	<u>1% Decrease</u>	<u>Current Discount Rate</u>	<u>1% Increase</u>
	District's proportionate share of the net OPEB asset	\$ 1,123,757	\$ 1,291,579

	<u>1% Decrease</u>	<u>Current Trend Rate</u>	<u>1% Increase</u>
	District's proportionate share of the net OPEB asset	\$ 1,425,130	\$ 1,291,579

**VALLEY VIEW LOCAL SCHOOL DISTRICT  
MONTGOMERY COUNTY, OHIO**

NOTES TO THE BASIC FINANCIAL STATEMENTS  
FOR THE FISCAL YEAR ENDED JUNE 30, 2021

**NOTE 17 - BUDGETARY BASIS OF ACCOUNTING**

While reporting financial position, results of operations, and changes in fund balance on the basis of generally accepted accounting principles (GAAP), the budgetary basis as provided by law is based upon accounting for certain transactions on a basis of cash receipts and disbursements.

The statement of revenue, expenditures and changes in fund balance - budget and actual (non-GAAP budgetary basis) presented for the general fund is presented on the budgetary basis to provide a meaningful comparison of actual results with the budget. The major differences between the budget basis and the GAAP basis are that:

- (a) Revenues and other financing sources are recorded when received in cash (budget basis) as opposed to when susceptible to accrual (GAAP basis);
- (b) Expenditures and other financing uses are recorded when paid in cash (budget basis) as opposed to when the liability is incurred (GAAP basis);
- (c) In order to determine compliance with Ohio law, and to reserve that portion of the applicable appropriation, total outstanding encumbrances (budget basis) are recorded as the equivalent of an expenditure, as opposed to assigned or committed fund balance for that portion of outstanding encumbrances not already recognized as an account payable (GAAP basis);
- (d) Advances-in and advances-out are operating transactions (budget basis) as opposed to balance sheet transactions (GAAP basis);
- (e) Some funds are included in the general fund (GAAP basis), but have separate legally adopted budgets (budget basis); and,
- (f) Investments are reported at fair value (GAAP basis) rather than at cost (budget basis).

The adjustments necessary to convert the results of operations for the year on the budget basis to the GAAP basis for the general fund is as follows:

**Net Change in Fund Balance**

	<u>General fund</u>
Budget basis	\$ 1,415,959
Net adjustment for revenue accruals	1,012,909
Net adjustment for expenditure accruals	82,313
Net adjustment for other sources/uses	(183,871)
Funds budgeted elsewhere	48,762
Adjustment for encumbrances	143,408
GAAP basis	<u>\$ 2,519,480</u>

Certain funds that are legally budgeted in separate special revenue funds are considered part of the general fund on a GAAP basis. This includes the public school support fund, unclaimed monies fund, other grants fund, uniform school supplies fund, the underground storage tank fund and the school Hall of Fame fund.

**VALLEY VIEW LOCAL SCHOOL DISTRICT  
MONTGOMERY COUNTY, OHIO**

NOTES TO THE BASIC FINANCIAL STATEMENTS  
FOR THE FISCAL YEAR ENDED JUNE 30, 2021

**NOTE 18 - CONTINGENCIES**

**A. Grants**

The District receives significant financial assistance from numerous federal, State and local agencies in the form of grants. The disbursement of funds received under these programs generally requires compliance with terms and conditions specified in the grant agreements and are subject to audit by the grantor agencies. Any disallowed claims resulting from such audits could become a liability of the District. However, in the opinion of management, any such disallowed claims will not have a material effect on the financial position of the District.

**B. Litigation**

The District is a party to legal proceedings. However, the outcome of any legal action is unknown at this time and the District is not able to estimate the financial impact, if any, on the financial condition of the District.

**NOTE 19 - SET-ASIDES**

The District is required by State law to annually set-aside certain general fund revenue amounts, as defined by statutory formula, for the acquisition and construction of capital improvements. Amounts not spent by the end of the fiscal year or offset by similarly restricted resources received during the year must be held in cash at fiscal year-end. This amount must be carried forward to be used for the same purpose in future years. Expenditures exceeding the set-aside requirement may not be carried forward to the next fiscal year.

The following cash-basis information describes the change in the fiscal year-end set-aside amount for capital improvements. Disclosure of this information is required by State statute.

	<u>Capital Improvements</u>
Set-aside balance June 30, 2020	\$ -
Current year set-aside requirement	317,730
Current year offsets	<u>(1,007,532)</u>
Total	<u>\$ (689,802)</u>
Balance carried forward to fiscal year 2022	<u>\$ -</u>
Set-aside balance June 30, 2021	<u><u>\$ -</u></u>

**VALLEY VIEW LOCAL SCHOOL DISTRICT  
MONTGOMERY COUNTY, OHIO**

**NOTES TO THE BASIC FINANCIAL STATEMENTS  
FOR THE FISCAL YEAR ENDED JUNE 30, 2021**

**NOTE 20 - OTHER COMMITMENTS**

The District utilizes encumbrance accounting as part of its budgetary controls. Encumbrances outstanding at year-end are reservations of fund balance for subsequent-year expenditures and may be reported as part of restricted, committed, or assigned classifications of fund balance. At year end, the District’s commitments for encumbrances in the governmental funds were as follows:

<u>Fund Type</u>	<u>Year-End Encumbrances</u>
General fund	\$ 73,557
Nonmajor governmental funds	<u>62,556</u>
Total	<u>\$ 136,113</u>

**NOTE 21 - TRANSPORTATION SERVICES AGREEMENT**

On April 22, 2013, the District entered into a transportation services agreement with First Student, Inc. The agreement commenced on July 1, 2013 and shall continue through June 30, 2023. The agreement may be extended by mutual written agreement for five additional one-year periods. Under the terms of the agreement, First Student, Inc. will supply and maintain school buses and personnel to fulfill the District’s needs for transportation services. During fiscal year 2021, the District paid \$1,120,628 to First Student, Inc. under the terms of the agreement.

**NOTE 22 - FISCAL SERVICES AGREEMENT**

On July 25, 2016, the District entered into an agreement with Shared Resource Center (SRC) wherein SRC will provide the District with financial services, inclusive of all services provided by the treasurer’s office of a local school district in the State of Ohio. Such services will be provided by the appropriately licensed and certified personnel who are qualified to perform such services. The term of the agreement was August 1, 2016 through July 31, 2019. The agreement was automatically extended through June 30, 2021 as neither party provided written notice of termination by December 31, 2019. On June 14, 2021, a two-year contract was approved for a period of August 1, 2021 through July 31, 2023. During fiscal year 2021, the District paid SRC \$291,858 for the period August 1, 2020 through July 31, 2021. The District will pay SRC \$299,750 in fiscal year 2022. Installments payments equal to 1/12<sup>th</sup> of the annual payment is due on the 15<sup>th</sup> of each month.

**NOTE 23 – COVID-19**

The United States and the State of Ohio declared a state of emergency in March of 2020 due to the COVID-19 pandemic. The financial impact of COVID-19 and the continuing emergency measures may impact subsequent periods of the District. The District’s investment portfolio and the pension and other employee benefits plan in which the District participate fluctuates with market conditions, and due to market volatility, the amount of gains or losses that will be realized in subsequent periods, if any, cannot be determined. In addition, the impact on the District’s future operating costs, revenues, and additional recovery from emergency funding, either federal or state, cannot be estimated.

**NOTE 24 – SUBSEQUENT EVENTS**

On August 16, 2021, the District entered into a Classroom Facilities Assistance Program under the Ohio Facilities Construction Commission for the purpose of construction and renovating school facilities and locally funded initiatives, including safety and security improvements. The total project budget is \$65,565,720. The State’s share of the project is \$39,339,432 and the District’s share is \$26,226,288.

**VALLEY VIEW LOCAL SCHOOL DISTRICT  
MONTGOMERY COUNTY, OHIO**

**NOTES TO THE BASIC FINANCIAL STATEMENTS  
FOR THE FISCAL YEAR ENDED JUNE 30, 2021**

**NOTE 24 – SUBSEQUENT EVENTS – (Continued)**

For fiscal year 2022, District foundation funding received from the State of Ohio will be funded using a direct funding model. Under this new model, community school, STEM school, scholarship, and open enrollment funding will be directly funded by the State of Ohio to the respective educating schools. For fiscal year 2021 and prior, the amounts related to students who were residents of the District were funded to the District who, in turn, made the payment to the educating school. For fiscal year 2021, the District reported \$630,774 in revenues and expenditures/expenses related to these programs. Also, during fiscal year 2021, the District reported \$169 in tuition and fees from the resident school districts which will be direct funded to the District as the educating entity in fiscal year 2022. This new funding system calculates a unique base cost and a unique “per-pupil local capacity amount” for each District. The District’s state core foundation funding is then calculated. Any change in funding will be subject to a phase in percentage of 16.67 percent for fiscal year 2022 and 33.33 percent for fiscal year 2023.

REQUIRED SUPPLEMENTARY INFORMATION

**VALLEY VIEW LOCAL SCHOOL DISTRICT  
MONTGOMERY COUNTY, OHIO**

SCHEDULES OF REQUIRED SUPPLEMENTARY INFORMATION

SCHEDULE OF THE DISTRICT'S PROPORTIONATE SHARE OF  
THE NET PENSION LIABILITY  
SCHOOL EMPLOYEES RETIREMENT SYSTEM (SERS) OF OHIO

LAST EIGHT FISCAL YEARS

	<u>2021</u>	<u>2020</u>	<u>2019</u>	<u>2018</u>
District's proportion of the net pension liability	0.07337660%	0.07968050%	0.07938730%	0.08218140%
District's proportionate share of the net pension liability	\$ 4,853,283	\$ 4,767,424	\$ 4,546,658	\$ 4,910,157
District's covered payroll	\$ 2,633,457	\$ 2,490,096	\$ 3,041,578	\$ 3,215,414
District's proportionate share of the net pension liability as a percentage of its covered payroll	184.29%	191.46%	149.48%	152.71%
Plan fiduciary net position as a percentage of the total pension liability	68.55%	70.85%	71.36%	69.50%

Note: Information prior to 2014 was unavailable. Schedule is intended to show information for 10 years. Additional years will be displayed as they become available.

Amounts presented for each fiscal year were determined as of the District's measurement date which is the prior year-end.

SEE ACCOMPANYING NOTES TO THE REQUIRED SUPPLEMENTARY INFORMATION



<u>2017</u>	<u>2016</u>	<u>2015</u>	<u>2014</u>
0.07573690%	0.07246800%	0.07360900%	0.07360900%
\$ 5,543,242	\$ 4,135,094	\$ 3,725,310	\$ 4,377,291
\$ 2,369,700	\$ 2,181,662	\$ 2,138,932	\$ 2,132,522
233.92%	189.54%	174.17%	205.26%
62.98%	69.16%	71.70%	65.52%

**VALLEY VIEW LOCAL SCHOOL DISTRICT  
MONTGOMERY COUNTY, OHIO**

SCHEDULES OF REQUIRED SUPPLEMENTARY INFORMATION

SCHEDULE OF THE DISTRICT'S PROPORTIONATE SHARE OF  
THE NET PENSION LIABILITY  
STATE TEACHERS RETIREMENT SYSTEM (STRS) OF OHIO

LAST EIGHT FISCAL YEARS

	<u>2021</u>	<u>2020</u>	<u>2019</u>	<u>2018</u>
District's proportion of the net pension liability	0.07348958%	0.08071039%	0.08215774%	0.07945981%
District's proportionate share of the net pension liability	\$ 17,781,863	\$ 17,848,618	\$ 18,064,642	\$ 18,875,848
District's covered payroll	\$ 8,865,157	\$ 9,389,036	\$ 9,317,264	\$ 8,971,950
District's proportionate share of the net pension liability as a percentage of its covered payroll	200.58%	190.10%	193.88%	210.39%
Plan fiduciary net position as a percentage of the total pension liability	75.48%	77.40%	77.31%	75.30%

Note: Information prior to 2014 was unavailable. Schedule is intended to show information for 10 years. Additional years will be displayed as they become available.

Amounts presented for each fiscal year were determined as of the District's measurement date which is the prior year-end.

SEE ACCOMPANYING NOTES TO THE REQUIRED SUPPLEMENTARY INFORMATION

<u>2017</u>	<u>2016</u>	<u>2015</u>	<u>2014</u>
0.07751528%	0.07605464%	0.07862947%	0.07862947%
\$ 25,946,701	\$ 21,019,278	\$ 19,125,408	\$ 22,782,061
\$ 8,231,614	\$ 8,050,043	\$ 8,033,754	\$ 8,529,500
315.21%	261.11%	238.06%	267.10%
66.80%	72.10%	74.70%	69.30%

**VALLEY VIEW LOCAL SCHOOL DISTRICT  
MONTGOMERY COUNTY, OHIO**

SCHEDULES OF REQUIRED SUPPLEMENTARY INFORMATION

SCHEDULE OF DISTRICT PENSION CONTRIBUTIONS  
SCHOOL EMPLOYEES RETIREMENT SYSTEM (SERS) OF OHIO

	LAST TEN FISCAL YEARS			
	<u>2021</u>	<u>2020</u>	<u>2019</u>	<u>2018</u>
Contractually required contribution	\$ 364,176	\$ 368,684	\$ 336,163	\$ 410,613
Contributions in relation to the contractually required contribution	<u>(364,176)</u>	<u>(368,684)</u>	<u>(336,163)</u>	<u>(410,613)</u>
Contribution deficiency (excess)	<u>\$ -</u>	<u>\$ -</u>	<u>\$ -</u>	<u>\$ -</u>
District's covered payroll	\$ 2,601,257	\$ 2,633,457	\$ 2,490,096	\$ 3,041,578
Contributions as a percentage of covered payroll	14.00%	14.00%	13.50%	13.50%

SEE ACCOMPANYING NOTES TO THE REQUIRED SUPPLEMENTARY INFORMATION

<u>2017</u>	<u>2016</u>	<u>2015</u>	<u>2014</u>	<u>2013</u>	<u>2012</u>
\$ 450,158	\$ 331,758	\$ 287,543	\$ 296,456	\$ 295,141	\$ 341,039
<u>(450,158)</u>	<u>(331,758)</u>	<u>(287,543)</u>	<u>(296,456)</u>	<u>(295,141)</u>	<u>(341,039)</u>
<u>\$ -</u>	<u>\$ -</u>	<u>\$ -</u>	<u>\$ -</u>	<u>\$ -</u>	<u>\$ -</u>
\$ 3,215,414	\$ 2,369,700	\$ 2,181,662	\$ 2,138,932	\$ 2,132,522	\$ 2,535,606
14.00%	14.00%	13.18%	13.86%	13.84%	13.45%

**VALLEY VIEW LOCAL SCHOOL DISTRICT  
MONTGOMERY COUNTY, OHIO**

SCHEDULES OF REQUIRED SUPPLEMENTARY INFORMATION

SCHEDULE OF DISTRICT PENSION CONTRIBUTIONS  
STATE TEACHERS RETIREMENT SYSTEM (STRS) OF OHIO

	LAST TEN FISCAL YEARS			
	<u>2021</u>	<u>2020</u>	<u>2019</u>	<u>2018</u>
Contractually required contribution	\$ 1,245,790	\$ 1,241,122	\$ 1,314,465	\$ 1,304,417
Contributions in relation to the contractually required contribution	<u>(1,245,790)</u>	<u>(1,241,122)</u>	<u>(1,314,465)</u>	<u>(1,304,417)</u>
Contribution deficiency (excess)	<u>\$ -</u>	<u>\$ -</u>	<u>\$ -</u>	<u>\$ -</u>
District's covered payroll	\$ 8,898,500	\$ 8,865,157	\$ 9,389,036	\$ 9,317,264
Contributions as a percentage of covered payroll	14.00%	14.00%	14.00%	14.00%

SEE ACCOMPANYING NOTES TO THE REQUIRED SUPPLEMENTARY INFORMATION

<u>2017</u>	<u>2016</u>	<u>2015</u>	<u>2014</u>	<u>2013</u>	<u>2012</u>
\$ 1,256,073	\$ 1,152,426	\$ 1,127,006	\$ 1,044,388	\$ 1,108,835	\$ 1,156,059
<u>(1,256,073)</u>	<u>(1,152,426)</u>	<u>(1,127,006)</u>	<u>(1,044,388)</u>	<u>(1,108,835)</u>	<u>(1,156,059)</u>
<u>\$ -</u>	<u>\$ -</u>	<u>\$ -</u>	<u>\$ -</u>	<u>\$ -</u>	<u>\$ -</u>
\$ 8,971,950	\$ 8,231,614	\$ 8,050,043	\$ 8,033,754	\$ 8,529,500	\$ 8,892,762
14.00%	14.00%	14.00%	13.00%	13.00%	13.00%

**VALLEY VIEW LOCAL SCHOOL DISTRICT  
MONTGOMERY COUNTY, OHIO**

SCHEDULES OF REQUIRED SUPPLEMENTARY INFORMATION

SCHEDULE OF THE DISTRICT'S PROPORTIONATE SHARE OF  
THE NET OPEB LIABILITY  
SCHOOL EMPLOYEES RETIREMENT SYSTEM (SERS) OF OHIO

LAST FIVE FISCAL YEARS

	<u>2021</u>	<u>2020</u>	<u>2019</u>	<u>2018</u>	<u>2017</u>
District's proportion of the net OPEB liability	0.07585260%	0.08078790%	0.08016720%	0.08301350%	0.07656147%
District's proportionate share of the net OPEB liability	\$ 1,648,525	\$ 2,031,646	\$ 2,224,055	\$ 2,227,864	\$ 2,182,285
District's covered payroll	\$ 2,633,457	\$ 2,490,096	\$ 3,041,578	\$ 3,215,414	\$ 2,369,700
District's proportionate share of the net OPEB liability as a percentage of its covered payroll	62.60%	81.59%	73.12%	69.29%	92.09%
Plan fiduciary net position as a percentage of the total OPEB liability	18.17%	15.57%	13.57%	12.46%	11.49%

Note: Information prior to 2017 was unavailable. Schedule is intended to show information for 10 years. Additional years will be displayed as they become available.

Amounts presented for each fiscal year were determined as of the District's measurement date which is the prior year-end.

SEE ACCOMPANYING NOTES TO THE REQUIRED SUPPLEMENTARY INFORMATION



**VALLEY VIEW LOCAL SCHOOL DISTRICT  
MONTGOMERY COUNTY, OHIO**

SCHEDULES OF REQUIRED SUPPLEMENTARY INFORMATION

SCHEDULE OF THE DISTRICT'S PROPORTIONATE SHARE OF  
THE NET OPEB LIABILITY/ASSET  
STATE TEACHERS RETIREMENT SYSTEM (STRS) OF OHIO

LAST FIVE FISCAL YEARS

	<u>2021</u>	<u>2020</u>	<u>2019</u>	<u>2018</u>	<u>2017</u>
District's proportion of the net OPEB liability/asset	0.07348958%	0.08071039%	0.08215774%	0.07945981%	0.07751528%
District's proportionate share of the net OPEB liability/(asset)	\$ (1,291,579)	\$ (1,336,757)	\$ (1,320,191)	\$ 3,100,229	\$ 4,145,537
District's covered payroll	\$ 8,865,157	\$ 9,389,036	\$ 9,317,264	\$ 8,971,950	\$ 8,231,614
District's proportionate share of the net OPEB liability/asset as a percentage of its covered payroll	-14.57%	-14.24%	-14.17%	34.55%	50.36%
Plan fiduciary net position as a percentage of the total OPEB liability/asset	182.10%	174.70%	176.00%	47.10%	37.30%

Note: Information prior to 2017 was unavailable. Schedule is intended to show information for 10 years. Additional years will be displayed as they become available.

Amounts presented for each fiscal year were determined as of the District's measurement date which is the prior year-end.

SEE ACCOMPANYING NOTES TO THE REQUIRED SUPPLEMENTARY INFORMATION

**VALLEY VIEW LOCAL SCHOOL DISTRICT  
MONTGOMERY COUNTY, OHIO**

SCHEDULES OF REQUIRED SUPPLEMENTARY INFORMATION

SCHEDULE OF DISTRICT OPEB CONTRIBUTIONS  
SCHOOL EMPLOYEES RETIREMENT SYSTEM (SERS) OF OHIO

	LAST TEN FISCAL YEARS			
	<u>2021</u>	<u>2020</u>	<u>2019</u>	<u>2018</u>
Contractually required contribution	\$ 46,689	\$ 47,357	\$ 57,687	\$ 114,848
Contributions in relation to the contractually required contribution	<u>(46,689)</u>	<u>(47,357)</u>	<u>(57,687)</u>	<u>(114,848)</u>
Contribution deficiency (excess)	<u>\$ -</u>	<u>\$ -</u>	<u>\$ -</u>	<u>\$ -</u>
District's covered payroll	\$ 2,601,257	\$ 2,633,457	\$ 2,490,096	\$ 3,041,578
Contributions as a percentage of covered payroll	1.79%	1.80%	2.32%	3.78%

SEE ACCOMPANYING NOTES TO THE REQUIRED SUPPLEMENTARY INFORMATION

<u>2017</u>	<u>2016</u>	<u>2015</u>	<u>2014</u>	<u>2013</u>	<u>2012</u>
\$ 43,479	\$ 37,927	\$ 54,062	\$ 37,992	\$ 40,300	\$ 52,270
<u>(43,479)</u>	<u>(37,927)</u>	<u>(54,062)</u>	<u>(37,992)</u>	<u>(40,300)</u>	<u>(52,270)</u>
<u>\$ -</u>	<u>\$ -</u>	<u>\$ -</u>	<u>\$ -</u>	<u>\$ -</u>	<u>\$ -</u>
\$ 3,215,414	\$ 2,369,700	\$ 2,181,662	\$ 2,138,932	\$ 2,132,522	\$ 2,535,606
1.35%	1.60%	2.48%	1.78%	1.89%	2.06%

**VALLEY VIEW LOCAL SCHOOL DISTRICT  
MONTGOMERY COUNTY, OHIO**

SCHEDULES OF REQUIRED SUPPLEMENTARY INFORMATION

SCHEDULE OF DISTRICT OPEB CONTRIBUTIONS  
STATE TEACHERS RETIREMENT SYSTEM (STRS) OF OHIO

	LAST TEN FISCAL YEARS			
	<u>2021</u>	<u>2020</u>	<u>2019</u>	<u>2018</u>
Contractually required contribution	\$ -	\$ -	\$ -	\$ -
Contributions in relation to the contractually required contribution	<u>-</u>	<u>-</u>	<u>-</u>	<u>-</u>
Contribution deficiency (excess)	<u>\$ -</u>	<u>\$ -</u>	<u>\$ -</u>	<u>\$ -</u>
District's covered payroll	\$ 8,898,500	\$ 8,865,157	\$ 9,389,036	\$ 9,317,264
Contributions as a percentage of covered payroll	0.00%	0.00%	0.00%	0.00%

SEE ACCOMPANYING NOTES TO THE REQUIRED SUPPLEMENTARY INFORMATION

<u>2017</u>	<u>2016</u>	<u>2015</u>	<u>2014</u>	<u>2013</u>	<u>2012</u>
\$ -	\$ -	\$ -	\$ 82,124	\$ 85,295	\$ 88,928
-	-	-	(82,124)	(85,295)	(88,928)
<u>\$ -</u>	<u>\$ -</u>	<u>\$ -</u>	<u>\$ -</u>	<u>\$ -</u>	<u>\$ -</u>
\$ 8,971,950	\$ 8,231,614	\$ 8,050,043	\$ 8,033,754	\$ 8,529,500	\$ 8,892,762
0.00%	0.00%	0.00%	1.00%	1.00%	1.00%

**VALLEY VIEW LOCAL SCHOOL DISTRICT  
MONTGOMERY COUNTY, OHIO**

NOTES TO THE REQUIRED SUPPLEMENTARY INFORMATION  
FOR THE FISCAL YEAR ENDED JUNE 30, 2021

---

PENSION

---

*SCHOOL EMPLOYEES RETIREMENT SYSTEM (SERS) OF OHIO*

Changes in benefit terms: There were no changes in benefit terms from the amounts reported for fiscal years 2014-2017. For fiscal year 2018, SERS changed from a fixed 3% annual increase to a Cost of Living Adjustment (COLA) based on the changes in the Consumer Price Index (CPI-W), with a cap of 2.5% and a floor of 0%. There were no changes in benefit terms from the amounts previously reported for fiscal years 2019-2021.

Changes in assumptions: There were no changes in methods and assumptions used in the calculation of actuarial determined contributions for fiscal years 2014-2016. For fiscal year 2017, the following changes of assumptions affected the total pension liability since the prior measurement date: (a) the assumed rate of inflation was reduced from 3.25% to 3.00%, (b) payroll growth assumption was reduced from 4.00% to 3.50%, (c) assumed real wage growth was reduced from 0.75% to 0.50%, (d) rates of withdrawal, retirement and disability were updated to reflect recent experience, (e) mortality among active members was updated to RP-2014 Blue Collar Mortality Table with fully generational projection and a five year age set-back for both males and females, (f) mortality among service retired members and beneficiaries was updated to the following RP-2014 Blue Collar Mortality Table with fully generational projection with Scale BB, 120% of male rates and 110% of female rates, (g) mortality among disabled members was updated to RP-2000 Disabled Mortality Table, 90% for male rates and 100% for female rates, set back five years is used for the period after disability retirement and (h) the discount rate was reduced from 7.75% to 7.50%. There were no changes in methods and assumptions used in the calculation of actuarial determined contributions for fiscal years 2018-2021.

*STATE TEACHERS RETIREMENT SYSTEM (STRS) OF OHIO*

Changes in benefit terms: There were no changes in benefit terms from the amounts reported for fiscal years 2014-2017. For fiscal year 2018, STRS decreased the Cost of Living Adjustment (COLA) to zero. There were no changes in benefit terms from amounts previously reported for fiscal years 2019-2021.

Changes in assumptions: There were no changes in methods and assumptions used in the calculation of actuarial determined contributions for fiscal years 2014-2017. For fiscal year 2018, the following changes of assumption affected the total pension liability since the prior measurement date: (a) the long-term expected rate of return was reduced from 7.75% to 7.45%, (b) the inflation assumption was lowered from 2.75% to 2.50%, (c) the payroll growth assumption was lowered to 3.00%, (d) total salary increases rate was lowered by decreasing the merit component of the individual salary increases, in addition to a decrease of 0.25% due to lower inflation, (e) the healthy and disabled mortality assumptions were updated to the RP-2014 mortality tables with generational improvement scale MP-2016 and (f) rates of retirement, termination and disability were modified to better reflect anticipated future experience. There were no changes in methods and assumptions used in the calculation of actuarial determined contributions for fiscal years 2019-2021.

---

OTHER POSTEMPLOYMENT BENEFITS (OPEB)

---

*SCHOOL EMPLOYEES RETIREMENT SYSTEM (SERS) OF OHIO*

Changes in benefit terms: There were no changes in benefit terms from the amounts previously reported for fiscal years 2017-2021.

(Continued)

VALLEY VIEW LOCAL SCHOOL DISTRICT  
MONTGOMERY COUNTY, OHIO

NOTES TO THE REQUIRED SUPPLEMENTARY INFORMATION (CONTINUED)  
FOR THE FISCAL YEAR ENDED JUNE 30, 2021

OTHER POSTEMPLOYMENT BENEFITS (OPEB) (Continued)

Changes in assumptions: There were no changes in methods and assumptions used in the calculation of actuarial determined contributions for fiscal year 2017. For fiscal year 2018, the following changes of assumptions affected the total OPEB liability since the prior measurement date: (a) assumed rate of inflation was reduced from 3.25% to 3.00%, (b) payroll growth assumption was reduced from 4.00% to 3.50%, (c) assumed real wage growth was reduced from 0.75% to 0.50%, (d) rates of withdrawal, retirement, and disability were updated to reflect recent experience, (e) mortality among active members was updated to the following: RP-2014 Blue Collar Mortality Table with fully generational projection and a five-year age set-back for both males and females, (f) mortality among service retired members and beneficiaries was updated to the following: RP-2014 Blue Collar Mortality Table with fully generational projection with Scale BB, 120% of male rates, and 110% of female rates, (g) mortality among disabled members was updated to the following: RP-2000 Disabled Mortality Table, 90% for male rates and 100% for female rates, set back five years is used for the period after disability retirement, (h) the municipal bond index rate increased from 2.92% to 3.56% and (i) the single equivalent interest rate, net of plan investment expense, including price inflation increased from 2.98% to 3.63%. For fiscal year 2019, the following changes of assumptions affected the total OPEB liability since the prior measurement date: (a) the discount rate increased from 3.63% to 3.70%, (b) the health care cost trend rates for Medicare were changed from a range of 5.50%-5.00% to a range of 5.375%-4.75% and Pre-Medicare were changed from a range of 7.50%-5.00% to a range of 7.25%-4.75%, (c) the municipal bond index rate increased from 3.56% to 3.62% and (d) the single equivalent interest rate, net of plan investment expense, including price inflation increased from 3.63% to 3.70%. For fiscal year 2020, the following changes of assumptions affected the total OPEB liability since the prior measurement date: (a) the discount rate decreased from 3.70% to 3.22%, (b) the health care cost trend rates for Medicare were changed from a range of 5.375%-4.75% to a range of 5.25%-4.75% and Pre-Medicare were changed from a range of 7.25%-4.75% to a range of 7.00%-4.75%, (c) the municipal bond index rate decreased from 3.62% to 3.13% and (d) the single equivalent interest rate, net of plan investment expense, including price inflation decreased from 3.70% to 3.22%. For fiscal year 2021, the following changes of assumptions affected the total OPEB liability since the prior measurement date: (a) the discount rate decreased from 3.22% to 2.63% and (b) the municipal bond index rate decreased from 3.13% to 2.45%.

*STATE TEACHERS RETIREMENT SYSTEM (STRS) OF OHIO*

Changes in benefit terms: There were no changes in benefit terms from the amounts previously reported for fiscal year 2017. For fiscal year 2018, STRS reduced the subsidy multiplier for non-Medicare benefit recipients from 2.1% to 1.9% per year of service. Medicare Part B premium reimbursements were discontinued for certain survivors and beneficiaries and all remaining Medicare Part B premium reimbursements will be discontinued beginning January 2019. For fiscal year 2019, STRS increased the subsidy multiplier for non-Medicare benefit recipients from 1.9% to 1.944% per year of service effective January 1, 2019. The non-Medicare frozen subsidy base premium was increased January 1, 2019 and all remaining Medicare Part B premium reimbursements will be discontinued beginning January 1, 2020. For fiscal year 2020, STRS increased the subsidy percentage from 1.944% to 1.984% effective January 1, 2020. The Medicare subsidy percentages were adjusted effective January 1, 2021 to 2.1% for the Medicare plan. The Medicare Part B monthly reimbursement elimination date was postponed to January 1, 2021. For fiscal year 2021, the non-Medicare subsidy percentage was increased effective January 1, 2021 from 1.984% to 2.055% per year of service. The non-Medicare frozen subsidy base premium was increased effective January 1, 2021. The Medicare subsidy percentages were adjusted effective January 1, 2021 to 2.1% for the AMA Medicare plan. The Medicare Part B monthly reimbursement elimination date was postponed indefinitely.

Changes in assumptions: There were no changes in methods and assumptions used in the calculation of actuarial determined contributions for fiscal year 2017. For fiscal year 2018, the following changes of assumptions affected the total OPEB liability since the prior measurement date: (a) the discount rate was increased from 3.26% to 4.13% based on the methodology defined under GASB Statement No. 74, Financial Reporting for Postemployment Benefit Plans Other Than Pension Plans (OPEB), (b) the long term expected rate of return was reduced from 7.75% to 7.45%, (c) valuation year per capita health care costs were updated, and the salary scale was modified, (d) the percentage of future retirees electing each option was updated based on current data and the percentage of future disabled retirees and terminated vested participants electing health coverage were decreased and (e) the assumed mortality, disability, retirement, withdrawal and future health care cost trend rates were modified along with the portion of rebated prescription drug costs. For fiscal year 2019, the following changes of assumptions affected the total OPEB liability/asset since the prior measurement date: (a) the discount rate was increased from the blended rate of 4.13% to the long-term expected rate of return of 7.45% based on the methodology defined under GASB Statement No. 74, Financial Reporting for Postemployment Benefit Plans Other Than Pension Plans (OPEB) and (b) decrease in health care cost trend rates from 6.00%-11.00% initial; 4.50% ultimate down to Medical Pre-Medicare 6.00% and Medicare 5.00% initial; 4.00% ultimate and Prescription Drug Pre-Medicare 8.00% and Medicare (5.23%) initial; 4.00% ultimate. For fiscal year 2020, health care cost trend rates were changed to the following: medical pre-Medicare from 6.00% initial - 4.00% ultimate down to 5.87% initial - 4.00% ultimate; medical Medicare from 5.00% initial - 4.00% ultimate down to 4.93% initial - 4.00% ultimate; prescription drug pre-Medicare from 8.00% initial - 4.00% ultimate down to 7.73% initial - 4.00% ultimate and (5.23%) initial - 4.00% ultimate up to 9.62% initial - 4.00% ultimate. For fiscal year 2021, health care cost trend rates were changed to the following: medical pre-Medicare from 5.87% initial - 4.00% ultimate down to 5.00% initial - 4.00% ultimate; medical Medicare from 4.93% initial - 4.00% ultimate down to 9.62% initial - 4.00% ultimate up to 11.87% initial - 4.00% ultimate.

**This page intentionally left blank.**



**VALLEY VIEW LOCAL SCHOOL DISTRICT  
MONTGOMERY COUNTY**

**SCHEDULE OF EXPENDITURES OF FEDERAL AWARDS  
FOR THE FISCAL YEAR ENDED JUNE 30, 2021**

<b>FEDERAL GRANTOR</b> <i>Pass Through Grantor</i> <b>Program / Cluster Title</b>	<b>Assistance Listing Number</b>	<b>(1)(2) Total Federal Expenditures</b>	<b>Total Federal Noncash Expenditures</b>
<b>U.S. DEPARTMENT OF AGRICULTURE</b>			
<i>Passed Through Ohio Department of Education</i>			
Child Nutrition Cluster:			
School Breakfast Program	10.553	\$87,247	
COVID-19 School Breakfast Program	10.553	94,814	
Total National School Breakfast Program		<u>182,061</u>	
National School Lunch Program	10.555	316,675	\$45,657
COVID-19 National School Lunch Program	10.555	162,537	
Total National School Lunch Program		<u>479,212</u>	<u>45,657</u>
Total Child Nutrition Cluster		<u>661,273</u>	<u>45,657</u>
Total U.S. Department of Agriculture		<u>661,273</u>	<u>45,657</u>
<b>U.S. DEPARTMENT OF THE TREASURY</b>			
<i>Passed Through Montgomery County, Ohio</i>			
COVID-19 Coronavirus Relief Fund	21.019	450,000	
<i>Passed Through Ohio Department of Education</i>			
COVID-19 Coronavirus Relief Fund	21.019	141,068	
<i>Passed Through Montgomery County Educational Service Center</i>			
COVID-19 Coronavirus Relief Fund	21.019	18,000	
Total COVID-19 Coronavirus Relief Fund		<u>609,068</u>	
Total U.S. Department of the Treasury		<u>609,068</u>	
<b>THE INSTITUTE OF MUSEUM AND LIBRARY SERVICES</b>			
<i>Passed Through State Library of Ohio</i>			
COVID-19 Library Services and Technology Act	45.310	2,822	
Total COVID-19 Library Services and Technology Act		<u>2,822</u>	
Total Institute of Museum and Library Services		<u>2,822</u>	
<b>U.S. DEPARTMENT OF EDUCATION</b>			
<i>Passed Through Ohio Department of Education</i>			
Title I Grants to Local Educational Agencies	84.010	288,313	
Special Education Cluster (IDEA):			
Special Education Grants to States	84.027	296,326	
Special Education Preschool Grants	84.173	23,875	
Total Special Education Cluster (IDEA)		<u>320,201</u>	
Supporting Effective Instruction State Grants	84.367	37,164	
Student Support and Academic Enrichment Program	84.424	13,240	
COVID-19 Education Stabilization Fund	84.425D	497,138	
Total U.S. Department of Education		<u>1,156,056</u>	
Total Expenditures of Federal Awards		<u>\$2,429,219</u>	<u>\$45,657</u>

(1) There were no pass through entity identifying numbers.  
(2) There were no amounts passed through to subrecipients.

*The accompanying notes are an integral part of this schedule.*

**VALLEY VIEW LOCAL SCHOOL DISTRICT  
MONTGOMERY COUNTY**

**NOTES TO THE SCHEDULE OF EXPENDITURES OF FEDERAL AWARDS  
2 CFR 200.510(b)(6)  
FOR THE YEAR ENDED JUNE 30, 2021**

**NOTE A – BASIS OF PRESENTATION**

The accompanying Schedule of Expenditures of Federal Awards (the Schedule) includes the federal award activity of Valley View Local School District (the District's) under programs of the federal government for the fiscal year ended June 30, 2021. The information on this Schedule is prepared in accordance with the requirements of Title 2 U.S. *Code of Federal Regulations* Part 200, *Uniform Administrative Requirements, Cost Principles, and Audit Requirements for Federal Awards* (Uniform Guidance). Because the Schedule presents only a selected portion of the operations of the District, it is not intended to and does not present the financial position, changes in net position, or cash flows of the District.

**NOTE B – SUMMARY OF SIGNIFICANT ACCOUNTING POLICIES**

Expenditures reported on the Schedule are reported on the cash basis of accounting. Such expenditures are recognized following the cost principles contained in Uniform Guidance wherein certain types of expenditures may or may not be allowable or may be limited as to reimbursement.

**NOTE C – INDIRECT COST RATE**

The District has elected not to use the 10-percent de minimis indirect cost rate as allowed under the Uniform Guidance.

**NOTE D - CHILD NUTRITION CLUSTER**

The District commingles cash receipts from the U.S. Department of Agriculture with similar State grants. When reporting expenditures on this Schedule, the District assumes it expends federal monies first.

**NOTE E – FOOD DONATION PROGRAM**

The District reports commodities consumed on the Schedule at the entitlement value. The District allocated donated food commodities to the respective programs that benefitted from the use of those donated food commodities.

# OHIO AUDITOR OF STATE KEITH FABER



88 East Broad Street  
Columbus, Ohio 43215  
ContactUs@ohioauditor.gov  
(800) 282-0370

## INDEPENDENT AUDITOR'S REPORT ON INTERNAL CONTROL OVER FINANCIAL REPORTING AND ON COMPLIANCE AND OTHER MATTERS REQUIRED BY GOVERNMENT AUDITING STANDARDS

Valley View Local School District  
Montgomery County  
59 Peffley Street  
Germantown, Ohio 45327

To the Board of Education:

We have audited, in accordance with auditing standards generally accepted in the United States and the Comptroller General of the United States' *Government Auditing Standards*, the financial statements of the governmental activities, each major fund, and the aggregate remaining fund information of the Valley View Local School District, Montgomery County, (the District) as of and for the fiscal year ended June 30, 2021, and the related notes to the financial statements, which collectively comprise the District's basic financial statements and have issued our report thereon dated July 8, 2022, wherein we noted the financial impact of COVID-19 and the continuing emergency measures may impact subsequent periods of the District.

### ***Internal Control Over Financial Reporting***

As part of our financial statement audit, we considered the District's internal control over financial reporting (internal control) as a basis for designing audit procedures appropriate in the circumstances to the extent necessary to support our opinions on the financial statements, but not to the extent necessary to opine on the effectiveness of the District's internal control. Accordingly, we have not opined on it.

A *deficiency in internal control* exists when the design or operation of a control does not allow management or employees, when performing their assigned functions, to prevent, or detect and timely correct misstatements. A *material weakness* is a deficiency, or combination of internal control deficiencies resulting in a reasonable possibility that internal control will not prevent or detect and timely correct a material misstatement of the District's financial statements. A *significant deficiency* is a deficiency, or a combination of deficiencies, in internal control that is less severe than a material weakness, yet important enough to merit attention by those charged with governance.

Our consideration of internal control was for the limited purpose described in the first paragraph of this section and was not designed to identify all internal control deficiencies that might be material weaknesses or significant deficiencies. Given these limitations, we did not identify any deficiencies in internal control that we consider material weaknesses. However, unidentified material weaknesses may exist.

***Compliance and Other Matters***

As part of reasonably assuring whether the District's financial statements are free of material misstatement, we tested its compliance with certain provisions of laws, regulations, contracts, and grant agreements, noncompliance with which could directly and materially affect the financial statements. However, opining on compliance with those provisions was not an objective of our audit and accordingly, we do not express an opinion. The results of our tests disclosed no instances of noncompliance or other matters we must report under *Government Auditing Standards*.

***Purpose of this Report***

This report only describes the scope of our internal control and compliance testing and our testing results, and does not opine on the effectiveness of the District's internal control or on compliance. This report is an integral part of an audit performed under *Government Auditing Standards* in considering the District's internal control and compliance. Accordingly, this report is not suitable for any other purpose.



Keith Faber  
Auditor of State  
Columbus, Ohio

July 8, 2022

# OHIO AUDITOR OF STATE KEITH FABER



88 East Broad Street  
Columbus, Ohio 43215  
ContactUs@ohioauditor.gov  
(800) 282-0370

## INDEPENDENT AUDITOR'S REPORT ON COMPLIANCE WITH REQUIREMENTS APPLICABLE TO THE MAJOR FEDERAL PROGRAM AND ON INTERNAL CONTROL OVER COMPLIANCE REQUIRED BY THE UNIFORM GUIDANCE

Valley View Local School District  
Montgomery County  
59 Peffley Street  
Germantown, Ohio 45327

To the Board of Education:

### ***Report on Compliance for the Major Federal Program***

We have audited Valley View Local School District's (the District) compliance with the applicable requirements described in the U.S. Office of Management and Budget (OMB) *Compliance Supplement* that could directly and materially affect Valley View Local School District's major federal program for the fiscal year ended June 30, 2021. The *Summary of Auditor's Results* in the accompanying schedule of findings identifies the District's major federal program.

### ***Management's Responsibility***

The District's Management is responsible for complying with federal statutes, regulations, and the terms and conditions of its federal awards applicable to its federal program.

### ***Auditor's Responsibility***

Our responsibility is to opine on the District's compliance for the District's major federal program based on our audit of the applicable compliance requirements referred to above. Our compliance audit followed auditing standards generally accepted in the United States of America; the standards for financial audits included in the Comptroller General of the United States' *Government Auditing Standards*; and the audit requirements of Title 2 U.S. *Code of Federal Regulations* Part 200, *Uniform Administrative Requirements, Cost Principles, and Audit Requirements for Federal Awards* (Uniform Guidance). These standards and the Uniform Guidance require us to plan and perform the audit to reasonably assure whether noncompliance with the applicable compliance requirements referred to above that could directly and materially affect a major federal program occurred. An audit includes examining, on a test basis, evidence about the District's compliance with those requirements and performing such other procedures as we considered necessary in the circumstances.

We believe our audit provides a reasonable basis for our compliance opinion on the District's major program. However, our audit does not provide a legal determination of the District's compliance.

### ***Opinion on the Major Federal Program***

In our opinion, Valley View Local School District complied, in all material respects with the compliance requirements referred to above that could directly and materially affect its major federal program for the fiscal year ended June 30, 2021.

**Report on Internal Control Over Compliance**

The District's management is responsible for establishing and maintaining effective internal control over compliance with the applicable compliance requirements referred to above. In planning and performing our compliance audit, we considered the District's internal control over compliance with the applicable requirements that could directly and materially affect a major federal program, to determine our auditing procedures appropriate for opining on each major federal program's compliance and to test and report on internal control over compliance in accordance with the Uniform Guidance, but not to the extent needed to opine on the effectiveness of internal control over compliance. Accordingly, we have not opined on the effectiveness of the District's internal control over compliance.

*A deficiency in internal control over compliance* exists when the design or operation of a control over compliance does not allow management or employees, when performing their assigned functions, to prevent, or to timely detect and correct, noncompliance with a federal program's applicable compliance requirement. *A material weakness in internal control over compliance* is a deficiency, or combination of deficiencies, in internal control over compliance, such that there is a reasonable possibility that material noncompliance with a federal program compliance requirement will not be prevented, or timely detected and corrected. *A significant deficiency in internal control over compliance* is a deficiency, or a combination of deficiencies, in internal control over compliance with federal program's applicable compliance requirement that is less severe than a material weakness in internal control over compliance, yet important enough to merit attention by those charged with governance.

Our consideration of internal control over compliance was for the limited purpose described in the first paragraph of this section and would not necessarily identify all deficiencies in internal control over compliance that might be material weaknesses or significant deficiencies. We did not identify any deficiencies in internal control over compliance that we consider to be material weaknesses. However, material weaknesses may exist that have not been identified.

This report only describes the scope of our internal control over compliance tests and the results of this testing based on Uniform Guidance requirements. Accordingly, this report is not suitable for any other purpose.



Keith Faber  
Auditor of State  
Columbus, Ohio

July 8, 2022

**VALLEY VIEW LOCAL SCHOOL DISTRICT  
MONTGOMERY COUNTY**

**SCHEDULE OF FINDINGS  
2 CFR § 200.515  
JUNE 30, 2021**

**1. SUMMARY OF AUDITOR'S RESULTS**

<b>(d)(1)(i)</b>	<b>Type of Financial Statement Opinion</b>	Unmodified
<b>(d)(1)(ii)</b>	<b>Were there any material weaknesses in internal control reported at the financial statement level (GAGAS)?</b>	No
<b>(d)(1)(ii)</b>	<b>Were there any significant deficiencies in internal control reported at the financial statement level (GAGAS)?</b>	No
<b>(d)(1)(iii)</b>	<b>Was there any reported material noncompliance at the financial statement level (GAGAS)?</b>	No
<b>(d)(1)(iv)</b>	<b>Were there any material weaknesses in internal control reported for major federal programs?</b>	No
<b>(d)(1)(iv)</b>	<b>Were there any significant deficiencies in internal control reported for major federal programs?</b>	No
<b>(d)(1)(v)</b>	<b>Type of Major Programs' Compliance Opinion</b>	No
<b>(d)(1)(vi)</b>	<b>Are there any reportable findings under 2 CFR § 200.516(a)?</b>	No
<b>(d)(1)(vii)</b>	<b>Major Programs (list):</b>	COVID-19 Coronavirus Relief Fund (AL #21.019)
<b>(d)(1)(viii)</b>	<b>Dollar Threshold: Type A/B Programs</b>	Type A: > \$ 750,000 Type B: all others
<b>(d)(1)(ix)</b>	<b>Low Risk Auditee under 2 CFR § 200.520?</b>	Yes

**2. FINDINGS RELATED TO THE FINANCIAL STATEMENTS  
REQUIRED TO BE REPORTED IN ACCORDANCE WITH GAGAS**

None

**3. FINDINGS AND QUESTIONED COSTS FOR FEDERAL AWARDS**

None

# OHIO AUDITOR OF STATE KEITH FABER



**VALLEY VIEW LOCAL SCHOOL DISTRICT**

**MONTGOMERY COUNTY**

**AUDITOR OF STATE OF OHIO CERTIFICATION**

This is a true and correct copy of the report, which is required to be filed pursuant to Section 117.26, Revised Code, and which is filed in the Office of the Ohio Auditor of State in Columbus, Ohio.



**Certified for Release 7/28/2022**

88 East Broad Street, Columbus, Ohio 43215  
Phone: 614-466-4514 or 800-282-0370

This report is a matter of public record and is available online at  
[www.ohioauditor.gov](http://www.ohioauditor.gov)