



Annual Financial Report For  
Fiscal Year Ended June 30, 2021

# **West Clermont Local School District Cincinnati, Ohio**

Amelia Elementary - Clough Pike Elementary - Holly Hill Elementary

Merwin Elementary - Summerside Elementary - Willowville Elementary

Withamsville Tobasco Elementary - West Clermont Middle - West Clermont High



OHIO AUDITOR OF STATE  
KEITH FABER



88 East Broad Street  
Columbus, Ohio 43215  
IPARepor@ohioauditor.gov  
(800) 282-0370

Board of Education  
West Clermont Local School District  
4350 Aicholtz Road, Suite 220  
Cincinnati, Ohio 45245

We have reviewed the *Independent Auditor's Report* of the West Clermont Local School District, Clermont County, prepared by Julian & Grube, Inc., for the audit period July 1, 2020 through June 30, 2021. Based upon this review, we have accepted these reports in lieu of the audit required by Section 117.11, Revised Code. The Auditor of State did not audit the accompanying financial statements and, accordingly, we are unable to express, and do not express an opinion on them.

Our review was made in reference to the applicable sections of legislative criteria, as reflected by the Ohio Constitution, and the Revised Code, policies, procedures and guidelines of the Auditor of State, regulations and grant requirements. The West Clermont Local School District is responsible for compliance with these laws and regulations.

A handwritten signature in cursive script that reads "Keith Faber".

Keith Faber  
Auditor of State  
Columbus, Ohio

February 10, 2022

**This page intentionally left blank.**



Cincinnati, Ohio

---

**COMPREHENSIVE ANNUAL FINANCIAL REPORT**  
FOR THE FISCAL YEAR ENDED JUNE 30, 2021

---

PREPARED BY:  
OFFICE OF THE TREASURER/  
CFO DANIEL M. ROMANO III



**WEST CLERMONT LOCAL SCHOOL DISTRICT  
CLERMONT COUNTY, OHIO**

**ANNUAL COMPREHENSIVE FINANCIAL REPORT  
FOR THE FISCAL YEAR ENDED JUNE 30, 2021**

**TABLE OF CONTENTS**

**TITLE PAGE**

**TABLE OF CONTENTS** ..... I

**I. INTRODUCTORY SECTION**

Letter of Transmittal..... V  
 Principal Officials ..... XIII  
 Organizational Chart ..... XIV  
 GFOA Certificate of Achievement for Excellence in Financial Reporting ..... XV  
 ASBO Certificate of Excellence in Financial Reporting ..... XVI

**II. FINANCIAL SECTION**

INDEPENDENT AUDITOR’S REPORT..... 1

MANAGEMENT’S DISCUSSION AND ANALYSIS ..... 4

**BASIC FINANCIAL STATEMENTS:**

Government-Wide Financial Statements:

Statement of Net Position..... 15  
 Statement of Activities ..... 16

Fund Financial Statements:

Balance Sheet - Governmental Funds ..... 17

Reconciliation of Total Governmental Fund Balances to Net Position  
of Governmental Activities..... 18

Statement of Revenues, Expenditures and Changes in Fund  
Balances - Governmental Funds ..... 19

Reconciliation of the Statement of Revenues, Expenditures and Changes  
in Fund Balances of Governmental Funds to the Statement of Activities..... 20

Statement of Revenues, Expenditures and Changes in Fund Balance -  
Budget and Actual (Non-GAAP Budgetary Basis) – General Fund ..... 21

Notes to the Basic Financial Statements ..... 22

**REQUIRED SUPPLEMENTARY INFORMATION:**

Schedule of the District’s Proportionate Share of the Net Pension Liability:

School Employees Retirement System (SERS) of Ohio ..... 64

State Teachers Retirement System (STRS) of Ohio ..... 66

REQUIRED SUPPLEMENTARY INFORMATION - (Continued):

Schedule of District Pension Contributions:

School Employees Retirement System (SERS) of Ohio .....	68
State Teachers Retirement System (STRS) of Ohio .....	70

Schedule of the District's Proportionate Share of the Net OPEB Liability:

School Employees Retirement System (SERS) of Ohio .....	72
State Teachers Retirement System (STRS) of Ohio .....	74

Schedule of District OPEB Contributions:

School Employees Retirement System (SERS) of Ohio .....	76
State Teachers Retirement System (STRS) of Ohio .....	78

Notes to Required Supplementary Information .....	80
---------------------------------------------------	----

COMBINING STATEMENTS AND INDIVIDUAL FUND SCHEDULES:

Major Governmental Funds:

Fund Descriptions - Major Fund .....	85
--------------------------------------	----

Nonmajor Governmental Funds:

Fund Descriptions .....	86
Combining Balance Sheet .....	89
Combining Statement of Revenues, Expenditures and Changes in Fund Balances .....	90

Nonmajor Special Revenue Funds:

Combining Balance Sheet .....	92
Combining Statement of Revenues, Expenditures and Changes in Fund Balances .....	96

Nonmajor Capital Projects Funds:

Combining Balance Sheet .....	100
Combining Statement of Revenues, Expenditures and Changes in Fund Balances .....	101

Schedules of Revenues, Expenditures and Changes in Fund Balance - Budget and Actual (Non-GAAP Budgetary Basis) - Nonmajor Special Revenue Funds:

Other Grants .....	102
Classroom Facilities Maintenance .....	102
Student Managed Activities .....	102
District Managed Student Activities .....	102
Auxiliary Services .....	103
Network Connectivity .....	103
Miscellaneous State Grants .....	103
Student Success and Wellness .....	103
Vocational Educational Enhancements .....	104
Title VI-B .....	104
Title III .....	104



COMBINING STATEMENTS AND INDIVIDUAL FUND SCHEDULES - (Continued):

Title I.....	104
Preschool Grant.....	105
Supporting Effective Instruction.....	105
Miscellaneous Federal Grants.....	105
Food Service.....	105
Scholarships.....	106
Health Plex.....	106
Title I - School Improvement.....	106
Elementary and Secondary School Emergency Relief.....	106
Coronavirus Relief.....	107
Public School Support.....	107
Uniform School Supply.....	107

Schedules of Revenues, Expenditures and Changes in Fund Balance - Budget and Actual  
(Non-GAAP Budgetary Basis) - Nonmajor Debt Service Fund and Nonmajor Capital Projects Funds:

Bond Retirement.....	108
Permanent Improvement.....	108
Building.....	108
Classroom Facilities.....	108

**III. STATISTICAL SECTION**

Table of Contents.....	109
Net Position by Component - Last Ten Fiscal Years.....	110
Changes in Net Position of Governmental Activities - Last Ten Fiscal Years.....	112
Fund Balances - Governmental Funds - Last Ten Fiscal Years.....	116
Changes in Fund Balances - Governmental Funds - Last Ten Fiscal Years.....	118
Assessed and Estimated Actual Value of Taxable Property - Last Ten Years.....	120
Direct and Overlapping Property Tax Rates per \$1,000 of Assessed Valuation - Last Ten Calendar Years.....	122
Principal Taxpayers - Real Estate Tax - Current Year and Nine Years Ago.....	123
Property Tax Levies and Collections - Last Ten Years.....	124
Ratios of Outstanding Debt - Last Ten Fiscal Years.....	126
Computation of Direct and Overlapping Debt Attributable to Governmental Activities.....	128
Pledged Revenue Coverage - Last Six Fiscal Years.....	129
Computation of Legal Debt Margin - Last Ten Fiscal Years.....	130
Demographic and Economic Statistics - Last Ten Years.....	132
Principal Employers - Current Year and Nine Years Ago.....	133
School District Employees by Function/Program - Last Ten Fiscal Years.....	134
Building Statistics.....	135
Operating Statistics - Last Ten Fiscal Years.....	136
Full-time Equivalent Teachers by Education - Last Ten Fiscal Years.....	137

**THIS PAGE IS INTENTIONALLY LEFT BLANK**

# **INTRODUCTORY SECTION**

**THIS PAGE IS INTENTIONALLY LEFT BLANK**



## WEST CLERMONT LOCAL SCHOOL DISTRICT

4350 Aicholtz Road, Suite 220  
Cincinnati, OH 45245  
(513) 943-5000  
www.westcler.org

Natasha L Adams - Superintendent  
Daniel M. Romano, III - Treasurer

December 27, 2021

To the Citizens and Board of Education of the West Clermont Local School District:

We are pleased to present the Annual Comprehensive Financial Report (ACFR) of the West Clermont Local School District (District) for the fiscal year ended June 30, 2021. This report, prepared by the Treasurer's Office, includes an opinion from Julian & Grube, Inc. Responsibility for both the accuracy of the presented data, and the completeness and fairness of the presentation, including all disclosures, rests with the District. This report is prepared in conformance with accounting principles generally accepted in the United States of America (GAAP) as set forth by the Governmental Accounting Standards Board (GASB) and other recognized authoritative sources. This report will provide taxpayers of the West Clermont Local School District with comprehensive financial data in a format, which will enable them to gain an understanding of the District's financial affairs. All disclosures necessary to enable the reader to gain an understanding of the District's financial activities have been included.

This report will be widely available online at [www.westcler.org](http://www.westcler.org) within the Treasurer's section of the website. Notification of availability will be forwarded to school buildings, the Clermont County Chamber of Commerce, Clermont County Administrative Offices, Union Township, Pierce Township, Batavia Township, Ohio Township, Monroe Township, other governments in Clermont County, Moody's financial rating services, and any other interested parties.

The Annual Comprehensive Financial Report is divided into three sections:

The Introductory Section includes this transmittal letter, and a list of principal officials and the District's organizational chart. Also included are the District's major current and future initiatives.

The Financial Section includes the independent auditor's report on the financial statements, management's discussion and analysis, basic financial statements, notes to the basic financial statements, combining statements for non-major funds and schedules that provide detailed information relative to the basic financial statements, required supplementary information, and notes to the required supplementary information.

The Statistical Section includes selective financial, economic and demographic information, generally presented on a multi-year basis for comparative purposes.

Generally Accepted Accounting Principles require that management provide a narrative introduction, overview and analysis to accompany the basic financial statements in the form of Management Discussion and Analysis (MD&A). The District's MD&A can be found immediately following the report of the independent auditors.

### **THE REPORTING ENTITY AND SERVICES PROVIDED**

The District has reviewed its reporting entity definition in order to insure conformance with the Government Accounting Standards Board Statement No. 14. "The Financial Reporting Entity" as amended by GASB Statement No. 39, "Determining Whether Certain Organizations Are Component Units" and GASB Statement No. 61, "The Financial Reporting Entity: Omnibus an Amendment of GASB Statements No. 14 and No. 34". In evaluating how to define the District for financial reporting purposes, management has considered all agencies, departments and organizations making up the District (the primary government) and its potential component units, including charter schools. The District has no component units and the District is not a component unit of any other governmental organization.

The District is associated with the Hamilton Clermont Cooperative Information Center, the Unified Purchasing Cooperative of the Ohio River Valley, the Southwest Ohio Organization of School Health, and the Great Oaks Institute of Technology & Career Development, which are jointly governed organizations; and the SchoolComp Group Retrospective Rating Plan, which is an insurance purchasing pool.

The District provides a full range of traditional and non-traditional educational programs and services. These include elementary and secondary curriculum offerings at the general, college preparatory, advanced placement, gifted, special education and vocational levels; a broad range of co-curricular and extra-curricular activities; special education programs and community recreation activities.

The District receives pass through grants from the Ohio Department of Education and distributes these grants to parochial schools located within the District. These schools include St. Bernadette, St. Thomas More, and St. Veronica. This financial activity is included in the entity as an Auxiliary Services special revenue fund, because of the District’s administrative involvement in the program. While these organizations share operational and service similarity with the District, they are legally separate and distinct entities. Because of their independent nature, they are not included in this report.

### **THE DISTRICT AND ITS FACILITIES**

West Clermont is the 23<sup>rd</sup> largest of Ohio's 607 school districts in terms of average daily membership and the largest in Clermont County. The District is comprised of portions of several townships in Clermont County, including Union Township, Pierce Township, Batavia Township, Ohio Township and Monroe Township. Enrollment for the 2020-2021 school year was 8,336 students, grades pre-K through 12. For the 2020-2021 school year, the District operated eight elementary schools, one middle school, and one high school. Ages of those building as of June 30, 2021 were as follows:

<b><u>Building</u></b>	<b><u>Constructed</u></b>	<b><u>Age</u></b>
Amelia Elementary	2010	11
Clough Pike Elementary	1968	53
Holly Hill Elementary	1982	39
Merwin Elementary	1969	52
Summerside Elementary	2019	2
Willowville Elementary	2019	2
Withamsville-Tobasco Elementary	2010	11
West Clermont Middle School	1961	60
West Clermont High School	2017	4

Following the District’s Facilities Master Plan, construction of a new Summerside Elementary and a new Willowville elementary began in the spring of 2018. The Facilities Master Plan was developed in collaboration with the Ohio Facilities Construction Commission (OFCC), which provided the District \$45 million to construct these facilities, as well as, renovate Clough Pike Elementary. Both buildings opened their doors on schedule in August 2019. The renovation of Clough Pike Elementary began as soon as the 2018-2019 school year came to a close, and was completed in August 2020. The District implemented a redistricting plan in 2020. All students at Brantner Elementary were placed at other schools within the District. The former Brantner Elementary was demolished in 2021.

### **ORGANIZATION OF THE SCHOOL DISTRICT**

The Board of Education of the West Clermont Local School District (Board) is composed of five members elected at large by the citizens of the District. The Board serves as the taxing authority, contracting body and policy initiator of the operation of the District. The Board is also responsible for the adoption the annual appropriation resolution and tax budget. The Board is a body politic and corporate, as defined by Section 3313.02 of the Ohio Revised Code, and has only those powers and authority conferred upon it by the Code. The current Board members, their terms and years on the Board as of June 30, 2021 are:

<u>Board Member</u>	<u>Current Term</u>	<u>Total Years</u>
Tammy Brinkman	01/01/20 - 12/31/2023	9.50
Jim Rudy	01/01/18 - 12/31/2021	3.50
David Schaeff	01/01/18 - 12/31/2021	4.25
Michele Delaney	01/01/20 - 12/31/2021	2.06
Michael Chumley	01/01/20 – 12/31/2023	1.50

The Superintendent is the chief executive officer of the District and is responsible directly to the Board for all educational and support operations of the District. The Board of Education appointed Mrs. Natasha Adams as Superintendent, effective July 1, 2018. Mrs. Adams has served students in the public education setting for 23 years as a classroom teacher, assistant principal, principal, and executive director of curriculum prior to her appointment at West Clermont.

The Treasurer is the chief financial officer of the District and is directly responsible to the Board for all financial operations, investments, custody of all District funds and assets, and serves as Secretary to the Board. Mrs. Kelly Sininger was named District Treasurer effective November 1, 2018 through July 31, 2020. Mr. Daniel M. Romano III joined the District as Treasurer on August 1, 2020 with 40 years of experience in governmental finance.

Treasurer’s office personnel report directly to the Treasurer. All other District employees are responsible to the Superintendent and are employed by the Board upon the recommendation of the Superintendent.

**EMPLOYEE RELATIONS**

As of June 30, 2021, the District employed 754 full-time and 193 part-time employees.

The District’s teachers are represented for collective bargaining purposes by the West Clermont Education Association (WCEA, an affiliate of the Ohio Education Association (OEA) and the National Education Association (NEA)). The District has a collective bargaining agreement with WCEA, which expires July 31, 2020. The District’s support staff is represented by the West Clermont Helping Ohio’s Public Employees (HOPE, an OEA and NEA Affiliate). The District has a collective bargaining agreement with HOPE, which expires June 30, 2021. Both Collective Bargaining Agreements were successfully negotiated prior to June 30, 2021 for a 3- year term. HOPE’s agreement expires June 30, 2024 and WCEA’s agreement expires July 31, 2024.

**ECONOMIC CONDITION AND OUTLOOK**

Located in Clermont County, the West Clermont Local School District serves a population of approximately 68,353 people. Within the District boundaries are the majority of Union Township, as well as portions of Pierce Township, Batavia Township, Ohio Township and Monroe Township. These thriving communities are a blend of residential, business, high technology, and light industrial areas. Convenient access to State Route 32 and interstate connector I-275 has helped in the spectacular growth of the area during the last twenty years. The Greater Cincinnati area has long been noted as one of the premiere areas to live and work in the United States.

A strong industrial base in Union Township is currently in mid-development stage. A tax incentive district supports this multi-use development. The District has entered into agreements with the Union Township trustees to provide the District reimbursement for lost tax revenue as a result of the tax incentives used to attract new businesses. In addition, significant residential growth in all segments continues to provide a stable tax base for the District for many years. With general economic conditions improving, prospects for continued growth look favorable. We are always striving to provide the very best opportunities to every child, while carefully guarding the District's resources.

Prior to this year the last operating tax levy was passed in May 2009. At this time the residents of the District approved a 6.9 mill substitute continuing levy. This levy continues the collections of the 5-year emergency levy passed in March of 2004. During fiscal year 2020, the Board voted to place a new 7.99 mill emergency operating levy for ten years on the March 2020 ballot. Additional information regarding this new levy which the voters approved is included below within *Major Initiatives*.

## ENROLLMENT

The District is growing as we restructure our facilities and revise our programs and services to attract and retain students.

<b>School Year</b>	<b>PreK-5</b>	<b>6-8</b>	<b>9-12</b>	<b>Total Enrollment</b>
2014 - 2015	3921	1820	2364	8105
2015 - 2016	3926	1781	2432	8139
2016 - 2017	3958	1864	2450	8272
2017 - 2018	3957	1897	2506	8360
2018 - 2019	4041	1906	2440	8387
2019 -2020	4119	1907	2403	8429
2020 - 2021	3966	1831	2539	8336

## SERVICES PROVIDED

The District provides a wide variety of education and support services, as mandated by the Ohio Revised Code or board directives.

Transportation was provided for over 4,443 public school students and 153 private school students each day. The District fleet of 82 buses traveled over 5,648 miles each day, transporting to 31 different sites

The child nutrition department served 455,743 plate lunches throughout the District’s kitchens. This was accomplished through the full operation of ten kitchens. The District currently offers a breakfast program at all buildings.

The child nutrition department provided a summer meal program through waivers in place from the USDA. This program enabled West Clermont to send boxes via FedEx directly to a child’s home. Each box contained 7 breakfasts and 7 lunches. Parents needed to ‘opt in’ to the program in order to receive these boxes and could ‘opt out’ at any time. The vendor worked directly with a program specialist at the Ohio Department of Education (ODE) in order to craft a program that meets the many regulations in place for all child nutrition programs.

In addition to transportation and child nutrition support services, students in the District also receive guidance, psychological, and limited health services free of charge. The guidance services are designed to help students match their natural skills with vocational and/or academic programs to help them achieve their full potential in life. Psychological services include the testing and identification of students for special education programs. Limited health services are provided by 4 registered nurses and 20 health aides throughout the District.

The District offers regular instructional programs daily to students in grades K-12. Approximately 222 students participated in the specific trades through Great Oaks Institute of Technology and Career Development programs. About 1,150 students receive special services, due to physical or mental handicapping conditions. In grades K-12, approximately 813 students have been identified as gifted.



## MAJOR INITIATIVES

### Elementary Attendance Boundary Changes

The District's Master Facilities Plan was created in collaboration with the OFCC in 2001 and continues to be updated and carried out. As part of the plan, OFCC deemed Brantner Elementary too costly to renovate and required that it not be used for K-12 programming once the construction and renovation of Summerside Elementary, Willowville Elementary, and Clough Pike Elementary is complete. The impending closing of the elementary, as well, as enrollment growth dictated the need to review our elementary attendance boundaries. In the fall of 2018, the District launched an extensive and open community process to discuss, review, and select an updated attendance boundary for each of our elementary schools. The new attendance boundaries were successfully implemented at the beginning of the 2019-2020 school year.

### Strategic Planning

Under the direction of Superintendent Adams, the District embarked on a strategic planning process with the community in the spring of 2019. The process began with the following question: What do our graduates need to be successful in learning and life? From here, we invited dozens of parent representatives from each school to attend a "Beyond the Brick & Mortar" presentation to discuss our current reality and hopes for the future. Information was gathered from 14 focus groups comprised of parents, students, staff and residents, who were asked to respond to questions regarding the strengths of our District and the areas for growth and improvement. The administrative team completed a S.W.O.T. (Strengths, Weaknesses, Opportunities & Threats) analysis, a district capacity analysis, and participated in brainstorming sessions.

All of this information was used by the strategic planning team to develop a vision statement, mission statement and strategic themes to support the aspirational vision of the West Clermont School Board of Education. In September 2019, the Board of Education approved the District's new vision, mission and strategic themes.

**Vision:** Together as One Community, We LEARN. LEAD. SUCCEED.

**Mission:** Commit to excellence with every learner, every day, every way.

**Strategic Themes:**

- Equip and Engage Every Learner
- Grow Academic Achievement and Educational Opportunity
- Embrace Innovative Learning
- Optimize Partnerships & Align Resources

This important work continued in the fall of 2019 to activate our internal teams and engage with partners to work through a deep dive and the finalization of a working, metrics-driven plan for each of the four components. The goal is to be fully prepared to share the comprehensive plan with all of our stakeholders in early 2020. For more information about the planning process and our strategic plan, please visit our website: [www.westcler.k12.oh.us/content/wcsdstrategicplan](http://www.westcler.k12.oh.us/content/wcsdstrategicplan)

### Financial Health & March 2020 Ballot Issue

The discussion to submit a ballot issue to the voters in 2020 for operating dollars has been part of Board discussions for two years. Discussions began with the former Superintendent and Treasurer who retired in July and October 2018, respectively. During the interview process for the new Superintendent and Treasurer, the topic of a ballot issue was given significant emphasis. With Superintendent Natasha Adams and Treasurer Kelly Sininger in place by November 2018, the board and administration prioritized three interrelated financial areas of focus:

- Updating the five-year forecast
- Family & community engagement (strategic plan & financial health)
- Preparing for a 2020 ballot issue

The five-year operating forecast was updated in May and again in November 2019. The forecast projected minimal growth in state funding and local property taxes and indicated that the current level of programs and services were not sustainable without additional resources.

In May 2019, a full year in advance of the proposed levy, Superintendent Adams and Treasurer Sininger began Financial Health Conversations; face-to-face meetings with our staff, families and community to increase awareness of the District's educational priorities and financial needs, and to encourage engagement. In addition, financial health literature was mailed to District residents. In September 2019, a professional community survey was conducted to determine the community's awareness of the District's financial health and input on additional local support.

Using information from the five-year forecast, as well as, input obtained from our community, the Board voted in November 2019 to place a 7.99 mill emergency operating levy on the March 2020 ballot. Beginning January 1, 2021, the successful levy began generating \$11,500,000 per year and will be collected for ten years.

#### Financial Health & the 2020 Property Value Revaluation

Ohio law requires county auditors to reappraise every property in the county once every six years and to complete a triennial update in the third year of the reappraisal cycle. The values are based on the market (sales) and the condition of the property as of January 1, 2020. Values are based on sales that have occurred during 2017, 2018 and 2019. The school district reappraisal cycle occurred in 2020 for collection in calendar 2021. The reappraisal provided an increase in assessed property values from \$1,457,001,180 in 2019 to \$1,629,068,280 in 2020.

As property values increase, voted millage rates are decreased so that school districts don't collect any additional money on voted millage due to inflation. Over time, millage rates could be reduced to near zero. To keep this from happening, Ohio law establishes a minimum millage level, or floor, that millage rates cannot fall below. This minimum level is 20 mills. Once a district's total millage is reduced to 20 mills, it cannot be reduced any further, hence the 20 mill floor. The district currently millage structure includes millage at the 20 mill floor plus an emergency levy that yields a fixed amount of \$11,500,000 and a second substitute emergency levy that yields \$9,750,000 plus growth for new construction.

During this current fiscal year the combination of being at the 20 mill floor with property value increases from revaluation and new construction totaling an 11.8% increase, the district generated additional funds exceeding \$4.5 million for all funds with the majority going to the district's operating fund.

With these additional on-going revenues and additional funds received from federal and local sources to respond to the COVID-19 pandemic and respond to the impact of the pandemic, the district was able to initiate efforts to transform teaching and learning for the district. In the spring of 2021, the Superintendent announced the Onward and Upward program which provides an investment to people, program, and process improvements. These included:

- Summer learning opportunities,
- Enhancing continuum of special education services for diverse learners,
- Updating to a new math curriculum,
- Building capacity in all staff, and
- Continuing to strengthen foundational literacy, numeracy, and technology.

The Onward and Upward program recognizes the duration limits on the State and Federal funding through fiscal year 2025 and is preparing a detailed spending plan to support the projections of the five-year forecast. This effort enables the District to match funding to the program requirements and needs.

#### **FINANCIAL INFORMATION**

The District's accounting system is organized on a "fund" basis. Each fund is a distinct, self-balancing entity. Records for general governmental operations are maintained on a budgetary basis system of accounting as prescribed by State statute. Cash basis accounting differs from accounting principles generally accepted in the United States of America as promulgated by the Governmental Accounting Standards Board (GASB).

## **INTERNAL ACCOUNTING AND BUDGETARY CONTROLS**

The management of the District is responsible for establishing and maintaining internal controls designed to ensure that the assets of the District are protected from loss, theft or misuse, and to ensure that adequate accounting data is compiled to allow for the preparation of the financial statements in a conformity with accounting principles generally accepted in the United States of America. Internal accounting controls are designed to provide reasonable, but not absolute, assurance regarding: (1) the safeguarding of assets against loss from unauthorized use or disposition and (2) the reliability of financial records for preparing financial statements and maintaining accountability for assets. The concept of reasonable assurance is based on the assumption that: (1) the cost of a control should not exceed the benefits likely to be derived from its implementation; and (2) the valuation of cost and benefits requires estimates and judgments by management.

The District utilizes a fully automated accounting system as well as an automated system of control for capital assets and payroll. These systems, coupled with the manual auditing of each voucher prior to payment, ensure that the financial information generated is both accurate and reliable.

At the beginning of each fiscal year, the Board adopts either a temporary appropriation measure or a permanent appropriation measure for that fiscal year. If a temporary measure is first adopted, the permanent appropriation must be adopted within three months. The District's most significant fund budgeted is the General fund.

Annual appropriations may not exceed the County Budget Commission's official estimate of resources. The County Auditor must certify that the Board's appropriation measures, including any supplements or amendments, do not exceed the amount set forth in the latest of those official estimates.

Activities of all funds (except agency) are included in the annual appropriated budget. All disbursements and transfers of cash between funds require appropriation authority from the Board. Budgets are controlled at the fund level of expenditures. All purchase order requests must be approved by the individual program managers and certified by the Treasurer; necessary funds are then encumbered and purchase orders are released to vendors.

The manual accounting system used by the District provides interim financial reports which detail year-to-date expenditures and encumbrances versus the original appropriation plus any additional appropriations made to date. In addition to interim financial statements, each program manager is furnished monthly reports showing the status of the budget account(s) for which he or she is responsible. Each program manager may request additional financial reports during the month when necessary.

As an additional safeguard, all employees involved with receiving and depositing funds are covered by a blanket bond and certain individuals in policy-making roles are covered by a separate, higher bond.

The basis of accounting and the various funds utilized by the District are fully described in the notes to the basic financial statements. Additional information on the District's budgetary accounts can also be found in the notes to the basic financial statements.

## **INDEPENDENT AUDIT**

Provisions of State statute require that the District's financial statements be subjected to an annual examination by an independent auditor. The unmodified opinion rendered by Julian & Grube, Inc. on the District's basic financial statements, combining statements and individual fund schedules, is included in the financial section of this Annual Comprehensive Financial Report. Pursuant to statute, the State prescribes a uniform accounting system to standardize accounting classification and financial reporting for all units of local education agencies in Ohio. The District adopted and has been in conformance with that system effective with its annual financial report since the 1979 calendar year.

## **AWARDS**

### GFOA Certificate of Achievement for Excellence in Financial Reporting

The Government Finance Officers Association of the United States and Canada (GFOA) awarded a Certificate of Achievement for Excellence in Financial Reporting to the District for its annual comprehensive financial report for the fiscal year ending June 30, 2020. This was the seventeenth consecutive year that the District has achieved this prestigious award. In order to be awarded a Certificate of Achievement for Excellence in Financial Reporting, a government unit must publish an easily readable and efficiently organized annual comprehensive financial report. This report must satisfy both generally accepted accounting principles and applicable legal requirements.

A Certificate of Achievement for Excellence in Financial Reporting is valid for a period of one year only. We believe that our current annual comprehensive financial report continues to meet the Certificate of Achievement for Excellence in Financial Reporting Program's requirements and we are submitting it to GFOA to determine its eligibility for another certificate.

### ASBO Certificate of Excellence in Financial Reporting

The Association of School Business Officials International (ASBO) awards a Certificate of Excellence in Financial Reporting to school districts that publish Annual Comprehensive Financial Reports which substantially conform to the principles and standards of financial reporting as recommended and adopted by the Association of School Business Officials. The award is granted only after an intensive review of the financial report by an expert panel of certified public accountants and practicing school business officials.

The District received the Certificate of Excellence in Financial Reporting for the fiscal year ended June 30, 2020. This was the seventeenth year the District has received this award.

The District believes that the current report, which will be submitted to ASBO for review, will conform to ASBO's principles and standards.

## **ACKNOWLEDGEMENT**

The preparation of this Annual Comprehensive Financial Report was made possible by the dedicated service of the entire Treasurer's staff. A sincere note of appreciation is extended to Toni Meyer, Assistant Treasurer for her efforts. Special recognition is given to Julian & Grube, Inc. for their assistance in the preparation of the ACFR and the audit of the ACFR. Finally, this report would not have been possible without the leadership and support of the District's Board of Education. The publication of this ACFR is a major step in reinforcing the accountability and transparency of the District to the taxpayers of our community.

Respectfully submitted,

Daniel Romano III  
Treasurer/CFO

Natasha Adams  
Superintendent

**WEST CLERMONT LOCAL SCHOOL DISTRICT**  
**LIST OF PRINCIPAL OFFICIALS**  
JUNE 30, 2021

**BOARD OF EDUCATION**

---

President .....	Tammy Brinkman
Vice President .....	Jim Rudy
Board Member .....	Michael Chumley
Board Member .....	David Schaeff
Board Member .....	Michele Delaney

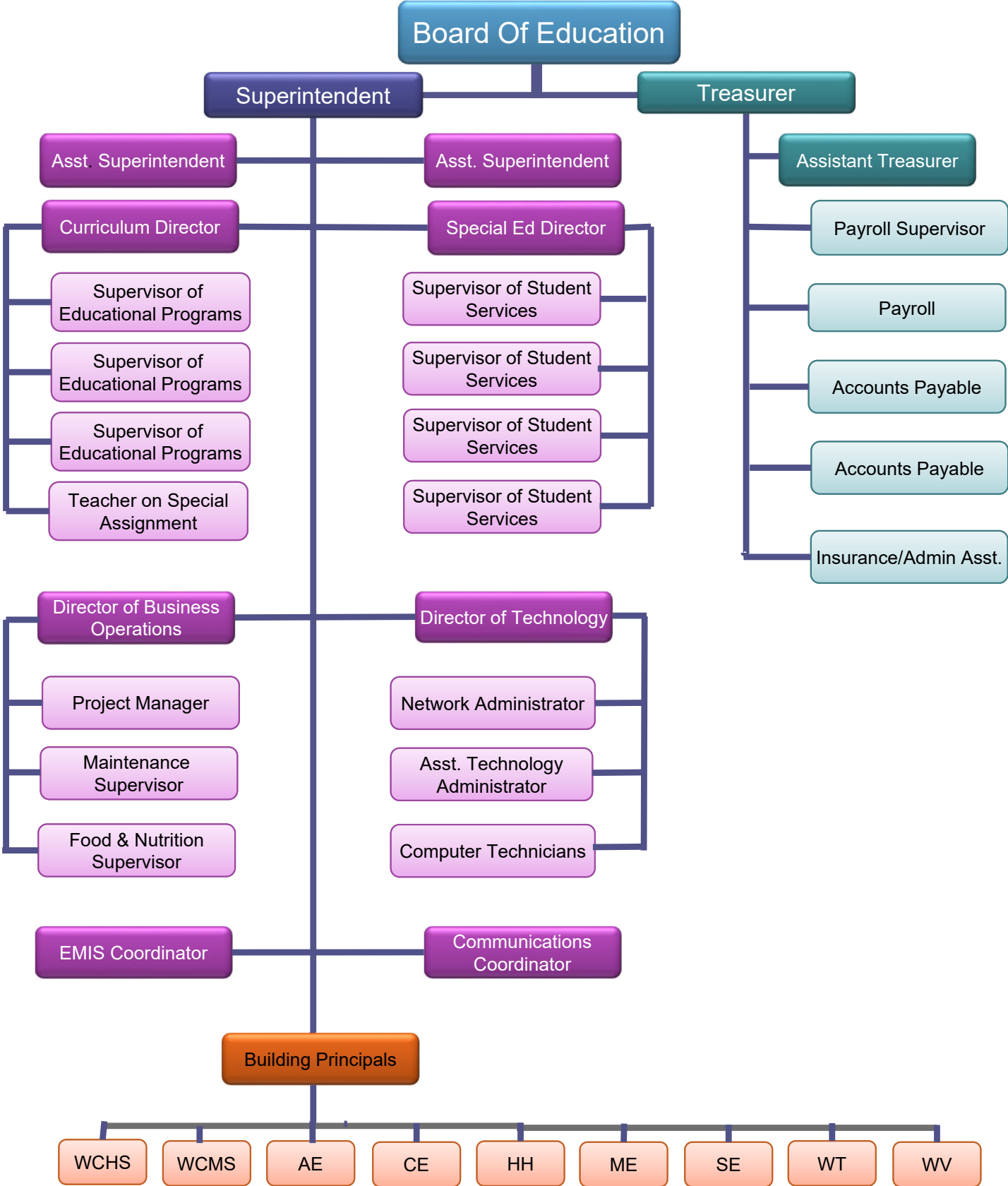
**ADMINISTRATIVE OFFICIALS**

---

Superintendent .....	Natasha Adams
Treasurer/CFO .....	Daniel M. Romano, III
Assistant Superintendent.....	Mike Overbey
Assistant Superintendent.....	Dr. David Fultz
Director of Curriculum & Instruction.....	Ellen Preston
Director of Special Education.....	Chuck LaFata
Director of Operations .....	Lance Perry
Director of Technology.....	Larry Parece

# West Clermont School District Organizational Chart

Effective June 30, 2021





Government Finance Officers Association

Certificate of  
Achievement  
for Excellence  
in Financial  
Reporting

Presented to

**West Clermont Local School District  
Ohio**

For its Annual Comprehensive  
Financial Report  
For the Fiscal Year Ended

June 30, 2020

*Christopher P. Morill*

Executive Director/CEO



ASSOCIATION OF  
SCHOOL BUSINESS OFFICIALS  
INTERNATIONAL

**The Certificate of Excellence in Financial Reporting  
is presented to**

**West Clermont Local School District**

**for its Comprehensive Annual Financial Report  
for the Fiscal Year Ended June 30, 2020.**

The district report meets the criteria established for  
ASBO International's Certificate of Excellence.



*W. Edward Chabal*

W. Edward Chabal  
President

*David J. Lewis*

David J. Lewis  
Executive Director



# **FINANCIAL SECTION**

**THIS PAGE IS INTENTIONALLY LEFT BLANK**

## Independent Auditor's Report

West Clermont Local School District  
Clermont County  
4350 Aicholtz Road, Suite 220  
Cincinnati, Ohio 45245

To the Members of the Board of Education:

### ***Report on the Financial Statements***

We have audited the accompanying financial statements of the governmental activities, the major fund, and the aggregate remaining fund information of the West Clermont Local School District, Clermont County, Ohio, as of and for the fiscal year ended June 30, 2021, and the related notes to the financial statements, which collectively comprise the West Clermont Local School District's basic financial statements as listed in the table of contents.

### ***Management's Responsibility for the Financial Statements***

Management is responsible for the preparation and fair presentation of these financial statements in accordance with accounting principles generally accepted in the United States of America; this includes the design, implementation, and maintenance of internal control relevant to the preparation and fair presentation of financial statements that are free from material misstatement, whether due to fraud or error.

### ***Auditor's Responsibility***

Our responsibility is to express opinions on these financial statements based on our audit. We conducted our audit in accordance with auditing standards generally accepted in the United States of America and the standards applicable to financial audits contained in *Government Auditing Standards*, issued by the Comptroller General of the United States. Those standards require that we plan and perform the audit to obtain reasonable assurance about whether the financial statements are free from material misstatement.

An audit involves performing procedures to obtain audit evidence about the amounts and disclosures in the financial statements. The procedures selected depend on the auditor's judgment, including the assessment of the risks of material misstatement of the financial statements, whether due to fraud or error. In making those risk assessments, the auditor considers internal control relevant to the West Clermont Local School District's preparation and fair presentation of the financial statements in order to design audit procedures that are appropriate in the circumstances, but not for the purpose of expressing an opinion on the effectiveness of the West Clermont Local School District's internal control. Accordingly, we express no such opinion. An audit also includes evaluating the appropriateness of accounting policies used and the reasonableness of significant accounting estimates made by management, as well as evaluating the overall presentation of the financial statements.

We believe that the audit evidence we have obtained is sufficient and appropriate to provide a basis for our audit opinions.

### ***Opinions***

In our opinion, the financial statements referred to above present fairly, in all material respects, the respective financial position of the governmental activities, the major fund, and the aggregate remaining fund information of the West Clermont Local School District, Clermont County, Ohio, as of June 30, 2021, and the respective changes in financial position, thereof and the budgetary comparison for the general fund for the fiscal year then ended in accordance with accounting principles generally accepted in the United States of America.

***Emphasis of Matter***

As described in Note 21 to the financial statements, the financial impact of COVID-19 and the continuing emergency measures may impact subsequent periods of the West Clermont Local School District. Our opinions are not modified with respect to this matter.

***Other Matters***

*Required Supplementary Information*

Accounting principles generally accepted in the United States of America require that the *management's discussion and analysis and schedules of net pension and other post-employment benefit assets and liabilities and pension and other post-employment benefit contributions* listed in the table of contents, be presented to supplement the basic financial statements. Such information, although not a part of the basic financial statements, is required by the Governmental Accounting Standards Board, who considers it to be an essential part of financial reporting for placing the basic financial statements in an appropriate operational, economic, or historical context. We have applied certain limited procedures to the required supplementary information in accordance with auditing standards generally accepted in the United States of America, which consisted of inquiries of management about the methods of preparing the information and comparing the information for consistency with management's responses to our inquiries, the basic financial statements, and other knowledge we obtained during our audit of the basic financial statements. We do not express an opinion or provide any assurance on the information because the limited procedures do not provide us with sufficient evidence to express an opinion or provide any assurance.

*Supplementary and Other Information*

Our audit was conducted for the purpose of forming opinions on the financial statements that collectively comprise the West Clermont Local School District's basic financial statements. The introductory section, combining and individual nonmajor fund financial statements and schedules, and statistical section, are presented for purposes of additional analysis and are not a required part of the basic financial statements.

The combining and individual nonmajor fund financial statements and schedules are the responsibility of management and were derived from and relate directly to the underlying accounting and other records used to prepare the basic financial statements. Such information has been subjected to the auditing procedures applied in the audit of the basic financial statements and certain additional procedures, including comparing and reconciling such information directly to the underlying accounting and other records used to prepare the basic financial statements or to the basic financial statements themselves, and other additional procedures in accordance with auditing standards generally accepted in the United States of America. In our opinion, the combining and individual nonmajor fund financial statements and schedules are fairly stated in all material respects in relation to the basic financial statements as a whole.

The introductory and statistical sections have not been subjected to the auditing procedures applied in the audit of the basic financial statements and, accordingly, we do not express an opinion or provide any assurance on them.

***Other Reporting Required by Government Auditing Standards***

In accordance with *Government Auditing Standards*, we have also issued our report dated December 27, 2021, on our consideration of the West Clermont Local School District's internal control over financial reporting and on our tests of its compliance with certain provisions of laws, regulations, contracts, and grant agreements and other matters. The purpose of that report is solely to describe the scope of our testing of internal control over financial reporting and compliance and the results of that testing, and not to provide an opinion on the effectiveness of the West Clermont Local School District's internal control over financial reporting or on compliance. That report is an integral part of an audit performed in accordance with *Government Auditing Standards* in considering the West Clermont Local School District's internal control over financial reporting and compliance.



Julian & Grube, Inc.  
December 27, 2021

**THIS PAGE IS INTENTIONALLY LEFT BLANK**

**WEST CLERMONT LOCAL SCHOOL DISTRICT  
CLERMONT COUNTY, OHIO**

**MANAGEMENT'S DISCUSSION AND ANALYSIS  
FOR THE FISCAL YEAR ENDED JUNE 30, 2021**

The management's discussion and analysis of the West Clermont Local School District's (the "District") financial performance provides an overall review of the District's financial activities for the fiscal year ended June 30, 2021. The intent of this discussion and analysis is to look at the District's financial performance as a whole; readers should also review the basic financial statements and the notes to the basic financial statements to enhance their understanding of the District's financial performance.

**Financial Highlights**

Key financial highlights for fiscal year 2021 are as follows:

- In total, net position of governmental activities decreased \$11,870,682 from \$827,071 at June 30, 2020, to a deficit of \$11,043,611 at June 30, 2021, primarily because of a decrease in the property tax advance available at fiscal year-end and an increase in the net pension liability.
- General revenues accounted for \$81,035,001 in revenue or 81.09% of all revenues. Program specific revenues in the form of charges for services and sales, grants and contributions accounted for \$18,891,964 or 18.91% of all revenues. The District had total revenues of \$99,926,965.
- The District had \$111,797,647 in expenses related to governmental activities; only \$18,891,964 of these expenses were offset by program specific charges for services, grants or contributions. General revenues supporting governmental activities (primarily taxes and unrestricted grants and entitlements) were not adequate to provide for these programs.
- The District's major governmental fund is the General Fund. The General Fund had \$80,867,000 in revenues and \$84,291,906 in expenditures and other financing uses. During fiscal year 2021, the General Fund's fund balance decreased from \$12,769,738 to \$9,344,832.

**Using the Basic Financial Statements**

This annual report consists of a series of financial statements and notes to those statements. These statements are organized so the reader can understand the District as a financial whole, an entire operating entity. The statements then proceed to provide an increasingly detailed look at specific financial activities.

The statement of net position and statement of activities provide information about the activities of the whole District, presenting both an aggregate view of the District's finances and a longer-term view of those finances. Fund financial statements provide the next level of detail. For governmental funds, these statements tell how services were financed in the short-term as well as what remains for future spending. The fund financial statements also look at the District's most significant funds with all other nonmajor funds presented in total in one column. In the case of the District, the General Fund is by far the most significant fund, and the only governmental funds reported as major.

**Reporting the District as a Whole**

***Statement of Net Position and the Statement of Activities***

While this document contains the large number of funds used by the District to provide programs and activities, the view of the District as a whole, looks at all financial transactions and asks the question, "How did we do financially during 2021?" The statement of net position and the statement of activities answer this question. These statements include all assets, liabilities, deferred inflows and outflows of resources, revenues and expenses using the accrual basis of accounting similar to the accounting used by most private-sector companies. This basis of accounting will take into account all of the current year's revenues and expenses regardless of when cash is received or paid.

**WEST CLERMONT LOCAL SCHOOL DISTRICT  
CLERMONT COUNTY, OHIO**

**MANAGEMENT'S DISCUSSION AND ANALYSIS  
FOR THE FISCAL YEAR ENDED JUNE 30, 2021**

These two statements report the District's net position and changes in that position. This change in net position is important because it tells the reader that, for the District as a whole, the financial position of the District has improved or diminished. The causes of this change may be the result of many factors, some financial, some not. Non-financial factors include the District's property tax base, current property tax laws in Ohio restricting revenue growth, facility conditions, required educational programs and other factors.

In the statement of net position and in the statement of activities, the governmental activities include the District's programs and services, including instruction, support services, operation and maintenance of plant, pupil transportation, extracurricular activities, and food service operations.

The District's statement of net position and statement of activities can be found on pages 15-16 of this report.

**Reporting the District's Most Significant Funds**

***Fund Financial Statements***

The analysis of the District's major governmental funds begins on page 11. Fund financial reports provide detailed information about the District's major funds. The District uses many funds to account for a multitude of financial transactions. However, these fund financial statements focus on the District's most significant funds. The District's major governmental fund is the General Fund.

***Governmental Funds***

Most of the District's activities are reported in governmental funds, which focus on how money flows into and out of those funds and the balances left at year-end available for spending in future periods. These funds are reported using an accounting method called modified accrual accounting, which measures cash and all other financial assets that can readily be converted to cash. The governmental fund financial statements provide a detailed short-term view of the District's general government operations and the basic services it provides. Governmental fund information helps you determine whether there are more or fewer financial resources that can be spent in the near future to finance educational programs. The relationship (or differences) between governmental activities (reported on the statement of net position and in the statement of activities) and governmental funds is reconciled in the basic financial statements. The basic governmental fund financial statements can be found on pages 17-21 of this report.

***Notes to the Basic Financial Statements***

The notes provide additional information that is essential to a full understanding of the data provided in the government-wide and fund financial statements. These notes to the basic financial statements can be found on pages 22-62 of this report.

***Required Supplementary Information***

In addition to the basic financial statements and accompanying notes, this report also presents certain required supplementary information concerning the District's net pension liability and net OPEB liability/asset. The required supplementary information can be found on pages 63-81 of this report.

**The District as a Whole**

The statement of net position provides the perspective of the District as a whole. The table on the following page provides a summary of the District's net position for fiscal years 2021 and 2020.

**WEST CLERMONT LOCAL SCHOOL DISTRICT  
CLERMONT COUNTY, OHIO**

MANAGEMENT'S DISCUSSION AND ANALYSIS  
FOR THE FISCAL YEAR ENDED JUNE 30, 2021

**Net Position**

	Governmental Activities <u>2021</u>	Governmental Activities <u>2020</u>
<b><u>Assets</u></b>		
Current and other assets	\$ 90,737,077	\$ 80,362,141
Capital assets, net	<u>175,985,757</u>	<u>178,176,082</u>
Total assets	<u>266,722,834</u>	<u>258,538,223</u>
<b><u>Deferred outflows of resources</u></b>	<u>24,657,743</u>	<u>23,188,103</u>
<b><u>Liabilities</u></b>		
Current liabilities	10,471,927	10,291,663
Long-term liabilities:		
Due within one year	3,366,204	2,328,641
Due in more than one year:		
Net pension liability	95,339,042	85,023,706
Net OPEB liability	7,493,615	8,986,018
Other amounts	<u>119,292,599</u>	<u>122,232,935</u>
Long-term liabilities	<u>225,491,460</u>	<u>218,571,300</u>
Total liabilities	<u>235,963,387</u>	<u>228,862,963</u>
<b><u>Deferred inflows of resources</u></b>	<u>66,460,801</u>	<u>52,036,292</u>
<b><u>Net position</u></b>		
Net investment in capital assets	55,951,897	55,180,433
Restricted	7,275,922	9,066,969
Unrestricted (deficit)	<u>(74,271,430)</u>	<u>(63,420,331)</u>
Total net position (deficit)	<u>\$ (11,043,611)</u>	<u>\$ 827,071</u>

The net pension liability (NPL) is the largest single liability reported by the District at June 30, 2021 and is reported pursuant to GASB Statement 68, "Accounting and Financial Reporting for Pensions - an Amendment of GASB Statement 27." The School District adopted GASB Statement 75, "Accounting and Financial Reporting for Postemployment Benefits Other Than Pensions," which significantly revises accounting for costs and liabilities related to other postemployment benefits (OPEB). For reasons discussed below, many end users of this financial statement will gain a clearer understanding of the District's actual financial condition by adding deferred inflows related to pension and OPEB, the net pension liability and the net OPEB liability/asset to the reported net position and subtracting deferred outflows related to pension and OPEB.

GASB standards are national and apply to all government financial reports prepared in accordance with generally accepted accounting principles. Prior accounting for pensions (GASB 27) and postemployment benefits (GASB 45) focused on a funding approach. This approach limited pension and OPEB costs to contributions annually required by law, which may or may not be sufficient to fully fund each plan's *net pension liability* or *net OPEB liability*. GASB 68 and GASB 75 take an earnings approach to pension and OPEB accounting; however, the nature of Ohio's statewide pension/OPEB plans and state law governing those systems requires additional explanation in order to properly understand the information presented in these statements.

GASB 68 and GASB 75 require the net pension liability and the net OPEB liability/asset to equal the District's proportionate share of each plan's collective:



**WEST CLERMONT LOCAL SCHOOL DISTRICT  
CLERMONT COUNTY, OHIO**

MANAGEMENT'S DISCUSSION AND ANALYSIS  
FOR THE FISCAL YEAR ENDED JUNE 30, 2021

1. Present value of estimated future pension/OPEB benefits attributable to active and inactive employees' past service.
2. Minus plan assets available to pay these benefits.

GASB notes that pension and OPEB obligations, whether funded or unfunded, are part of the "employment exchange" - that is, the employee is trading his or her labor in exchange for wages, benefits, and the promise of a future pension and other postemployment benefits. GASB noted that the unfunded portion of this promise is a present obligation of the government, part of a bargained-for benefit to the employee, and should accordingly be reported by the government as a liability since they received the benefit of the exchange. However, the District is not responsible for certain key factors affecting the balance of these liabilities. In Ohio, the employee shares the obligation of funding pension benefits with the employer. Both employer and employee contribution rates are capped by State statute. A change in these caps requires action of both Houses of the General Assembly and approval of the Governor. Benefit provisions are also determined by State statute. The Ohio Revised Code permits, but does not require, the retirement systems to provide healthcare to eligible benefit recipients. The retirement systems may allocate a portion of the employer contributions to provide for these OPEB benefits.

The employee enters the employment exchange with the knowledge that the employer's promise is limited not by contract but by law. The employer enters the exchange also knowing that there is a specific, legal limit to its contribution to the retirement system. In Ohio, there is no legal means to enforce the unfunded liability of the pension/OPEB plan *as against the public employer*. State law operates to mitigate/lessen the moral obligation of the public employer to the employee, because all parties enter the employment exchange with notice as to the law. The retirement system is responsible for the administration of the pension and OPEB plans.

Most long-term liabilities have set repayment schedules or, in the case of compensated absences (i.e. sick and vacation leave), are satisfied through paid time-off or termination payments. There is no repayment schedule for the net pension liability or the net OPEB liability. As explained above, changes in benefits, contribution rates, and return on investments affect the balance of these liabilities but are outside the control of the local government. In the event that contributions, investment returns, and other changes are insufficient to keep up with required payments, State statute does not assign/identify the responsible party for the unfunded portion. Due to the unique nature of how the net pension liability and the net OPEB asset/liability are satisfied, these liabilities are separately identified within the long-term liability section of the statement of net position.

In accordance with GASB 68 and GASB 75, the District's statements prepared on an accrual basis of accounting include an annual pension expense and an annual OPEB expense for their proportionate share of each plan's *change* in net pension liability and net OPEB asset/liability, respectively, not accounted for as deferred inflows/outflows.

**Analysis of Net Position**

Over time, net position can serve as a useful indicator of a government's financial position. At June 30, 2021, the District's liabilities and deferred inflows of resources exceeded assets and deferred outflows of resources by \$11,043,611.

Current and other assets increased while capital assets, net decreased. Current assets increased from an increase in property taxes receivable, which reflects a property reappraisal and collections of the 7.99 mill emergency levy approved by voters in March of 2020. This levy will generate \$11.5 million per year for ten years. During fiscal year 2021, \$21 million in construction in progress from the District's Ohio Facilities Construction Commission (OFCC) project was transferred to buildings and improvements. Current year depreciation exceeded net capital asset additions, causing a decrease in capital assets, net from 2020 to 2021. At fiscal year-end, capital assets represented 65.98% of total assets. Capital assets include land, construction in progress, land and other improvements, buildings and improvements, equipment and vehicles. Capital assets are used to provide services to the students and are not available for future spending. A \$5.3 million net OPEB asset related to the State Teachers Retirement System (STRS) was reported in fiscal year 2020 (see Note 16).

Deferred outflows related to pension increased due to an increase in the net difference between projected and actual earnings on pension plan investments in the School Employees Retirement System (SERS) and STRS pension plans. Deferred outflows related to OPEB increased due to changes of assumptions by SERS. See Notes 15 and 16 for more detail.

Current liabilities increased primarily due to an increase in accounts payable at June 30, 2021. Contracts payable at June 30, 2021 decreased from prior year as a result of the completion of the OFCC construction project in fiscal year 2021.

**WEST CLERMONT LOCAL SCHOOL DISTRICT  
CLERMONT COUNTY, OHIO**

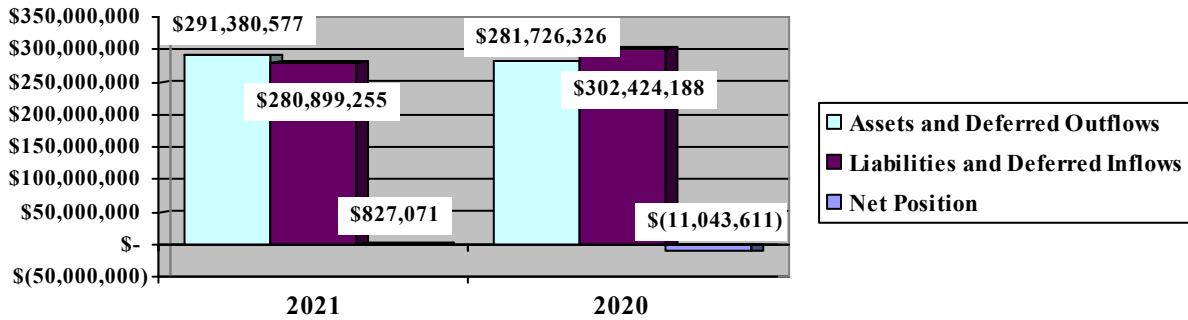
MANAGEMENT'S DISCUSSION AND ANALYSIS  
FOR THE FISCAL YEAR ENDED JUNE 30, 2021

Long-term liabilities increased primarily due to an increase in the net pension liability. This liability is outside of the control of the District. The District contributes its statutorily required contributions to the pension systems; however, it is the pension systems that collect, hold, and distribute pensions to District employees, not the District.

Deferred inflows related to property taxes increased as a result of an increase in the property taxes receivable offset by a lower advance available at June 30, 2021 (which is reported as revenue). Deferred inflows related to pension decreased due to a decrease in the net difference between projected and actual earnings on pension plan investments in the SERS and STRS pension plans. Deferred inflows related to OPEB increased due an increase in the differences between expected and actual experience. See Notes 15 and 16 for more detail.

The net investment in capital assets at June 30, 2021 was \$55,951,897. A portion of the District's net position, \$7,275,922, represents resources that are subject to external restriction on how they may be used. Restricted net position decreased from the prior year primarily from a reduction in net position restricted for capital projects related to the OFCC construction project. The remaining balance of unrestricted net position is a deficit of \$74,271,430.

**Governmental Activities**



The table below shows the change in net position for fiscal years 2021 and 2020.

**Change in Net Position**

	Governmental Activities 2021	Governmental Activities 2020
<b>Revenues</b>		
Program revenues:		
Charges for services and sales	\$ 3,425,037	\$ 3,593,847
Operating grants and contributions	15,383,930	11,972,433
Capital grants and contributions	82,997	120,024
General revenues:		
Property taxes and PILOT	46,773,122	46,604,596
Grants and entitlements	32,647,491	31,489,686
Other	1,614,388	1,010,052
<b>Total revenues</b>	<b>99,926,965</b>	<b>94,790,638</b>

(continued)

**WEST CLERMONT LOCAL SCHOOL DISTRICT  
CLERMONT COUNTY, OHIO**

MANAGEMENT'S DISCUSSION AND ANALYSIS  
FOR THE FISCAL YEAR ENDED JUNE 30, 2021

**Change in Net Position - (Continued)**

	Governmental Activities 2021	Governmental Activities 2020
	<u>2021</u>	<u>2020</u>
<b><u>Expenses</u></b>		
Program expenses:		
Instruction:		
Regular	\$ 50,114,480	\$ 49,133,718
Special	12,848,249	13,929,270
Vocational	155,577	140,200
Adult/continuing	4,000	-
Other	1,070,381	8,668
Support services:		
Pupil	7,005,552	6,818,496
Instructional staff	2,439,582	2,040,494
Board of education	382,312	341,723
Administration	7,550,936	7,442,436
Fiscal	2,078,964	1,861,524
Business	281,917	285,763
Operations and maintenance	10,158,386	8,302,457
Pupil transportation	6,883,673	6,614,418
Central	308,766	145,965
Operation of non-instructional services:		
Other non-instructional services	346,868	177,313
Food service operations	3,197,396	3,364,204
Extracurricular activities	1,852,274	1,524,865
Interest and fiscal charges	<u>5,118,334</u>	<u>5,103,035</u>
Total expenses	<u>111,797,647</u>	<u>107,234,549</u>
Change in net position	(11,870,682)	(12,443,911)
Net position at beginning of year	<u>827,071</u>	<u>13,270,982</u>
Net position (deficit) at end of year	<u>\$ (11,043,611)</u>	<u>\$ 827,071</u>

**Governmental Activities**

Net position of the District's governmental activities decreased \$11,870,682. Total governmental expenses of \$111,797,647 were offset by program revenues of \$18,891,964 and general revenues of \$81,035,001. Program revenues supported 16.90% of the total governmental expenses. Total revenues for fiscal year 2021 were 5.42% higher than the prior year, and expenses increased 4.26% from the prior year.

The District depends greatly upon property taxes as a revenue source. The unique nature of property taxes in Ohio creates the need to routinely seek voter approval for operating funds. The overall revenues generated by a levy will not increase solely as a result of inflation. As an example, a homeowner with a home valued at \$100,000 and taxed at 1.0 mill would pay \$35.00 annually in taxes. If three years later the home were appraised and increased to \$200,000 (and this inflationary increase in value is comparable to other property owners) the effective tax rate would become .5 mills and the owner would still pay \$35.00. Thus, Ohio school districts do not receive additional property taxes related to increases in appraised values and must regularly return to the voters to maintain a constant level of service. Property taxes levied for general purposes made up 44.52% of total governmental activities revenue for fiscal year 2021.

**WEST CLERMONT LOCAL SCHOOL DISTRICT  
CLERMONT COUNTY, OHIO**

**MANAGEMENT'S DISCUSSION AND ANALYSIS  
FOR THE FISCAL YEAR ENDED JUNE 30, 2021**

Despite an increase in property tax collections from the 7.99 mill emergency levy approved in March 2020 and a property reappraisal, property taxes decreased 0.90% as a result of fluctuations in the tax advance available at fiscal year-end. Tax advances available are recorded as revenue under GAAP. The amount of tax advance available at June 30, 2021 and 2020 were \$5,588,377 and \$13,028,060, respectively. The amount of tax advance available at year end can vary depending on when the County Auditor distributes tax bills.

Operating grants and contributions increased during fiscal year 2021, from federal funding in response to the COVID-19 pandemic, including funding from the Elementary and Secondary School Emergency Relief and Coronavirus Relief programs.

Overall, expenses of the governmental activities increased \$4,563,098 or 4.26%. The primary reason for the increase is from an increase depreciation expense, repair and maintenance projects that were not capitalized, and from fluctuations in the benefit changes by the retirement systems, STRS and SERS. Fluctuations in the pension and OPEB expense makes it difficult to compare financial information between years.

On an accrual basis, the District reported \$13,378,489 and \$13,700,810 in pension expense for fiscal year 2021 and 2020, respectively. In addition, the District reported (\$36,712) and (\$853,327) in OPEB expense for fiscal year 2021 and 2020, respectively. The net increase in the net pension expense and the OPEB expense from fiscal year 2020 to fiscal year 2021 was \$494,294. This increase is primarily the result of the benefit changes by the retirement systems. Pension and OPEB expense are components of program expenses reported on the statement of activities.

The statement of activities shows the cost of program services and the charges for services and grants offsetting those services. The table that follows shows, for governmental activities, the total cost of services and the net cost of services. That is, it identifies the cost of these services supported by tax revenue and unrestricted State grants and entitlements.

**Governmental Activities**

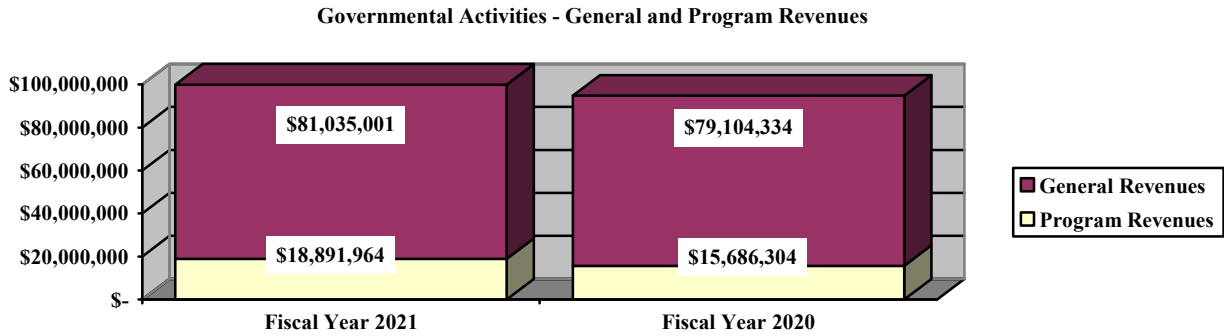
	Total Cost of Services <u>2021</u>	Net Cost of Services <u>2021</u>	Total Cost of Services <u>2020</u>	Net Cost of Services <u>2020</u>
<b>Program expenses</b>				
Instruction:				
Regular	\$ 50,114,480	\$ 45,150,828	\$ 49,133,718	\$ 45,324,034
Special	12,848,249	6,111,006	13,929,270	7,277,807
Vocational	155,577	110,015	140,200	94,638
Adult/continuing	4,000	4,000	-	-
Other	1,070,381	49,958	8,668	8,668
Support services:				
Pupil	7,005,552	5,722,981	6,818,496	6,008,975
Instructional staff	2,439,582	1,701,088	2,040,494	1,729,273
Board of education	382,312	382,312	341,723	341,723
Administration	7,550,936	7,495,511	7,442,436	7,354,233
Fiscal	2,078,964	2,078,964	1,861,524	1,861,524
Business	281,917	281,917	285,763	285,763
Operations and maintenance	10,158,386	9,966,855	8,302,457	8,159,155
Pupil transportation	6,883,673	6,596,424	6,614,418	6,310,632
Central	308,766	308,766	145,965	145,965
Operations of non-instructional services:				
Food service operations	3,197,396	622,301	3,364,204	792,705
Other non-instructional services	346,868	(62,122)	177,313	(138,941)
Extracurricular activities	1,852,274	1,266,545	1,524,865	889,056
Interest and fiscal charges	<u>5,118,334</u>	<u>5,118,334</u>	<u>5,103,035</u>	<u>5,103,035</u>
Total expenses	<u>\$ 111,797,647</u>	<u>\$ 92,905,683</u>	<u>\$ 107,234,549</u>	<u>\$ 91,548,245</u>

**WEST CLERMONT LOCAL SCHOOL DISTRICT  
CLERMONT COUNTY, OHIO**

**MANAGEMENT’S DISCUSSION AND ANALYSIS  
FOR THE FISCAL YEAR ENDED JUNE 30, 2021**

The dependence upon tax and other general revenues for governmental activities is apparent; 80.11% of instruction activities are supported through taxes and other general revenues. For all governmental activities, general revenue support is 83.10%. The District’s taxpayers and unrestricted grants are by far the primary support for District’s students.

The graph below presents the District’s governmental activities revenue for fiscal year 2021 and 2020.



**The District’s Funds**

The District’s governmental funds (as presented on pages 17 and 19) reported a combined fund balance of \$17,686,662, compared to last year’s total of \$23,289,019. The table below indicates the fund balance and the total change in fund balance as of June 30, 2021 and 2020.

	Fund Balance <u>June 30, 2021</u>	Fund Balance <u>June 30, 2020</u>	<u>Change</u>
General	\$ 9,344,832	\$ 12,769,738	\$ (3,424,906)
Nonmajor governmental funds	<u>8,341,830</u>	<u>10,519,281</u>	<u>(2,177,451)</u>
Total	<u>\$ 17,686,662</u>	<u>\$ 23,289,019</u>	<u>\$ (5,602,357)</u>

THIS SPACE IS INTENTIONALLY LEFT BLANK

**WEST CLERMONT LOCAL SCHOOL DISTRICT  
CLERMONT COUNTY, OHIO**

**MANAGEMENT'S DISCUSSION AND ANALYSIS  
FOR THE FISCAL YEAR ENDED JUNE 30, 2021**

***General Fund***

The District's General Fund reported a fund balance of \$9,344,832 at June 30, 2021, which represents a decrease of \$3,424,906 from the prior year. The table that follows assists in illustrating the financial activities of the General Fund.

	<u>2021</u>	<u>2020</u>	<u>Percentage</u>
	<u>Amount</u>	<u>Amount</u>	<u>Change</u>
<b><u>Revenues</u></b>			
Property taxes	\$ 38,309,338	\$ 37,572,831	1.96 %
Payment in lieu of taxes	1,954,409	1,498,601	30.42 %
Tuition	2,654,898	1,591,101	66.86 %
Earnings on investments	13,358	449,308	(97.03) %
Intergovernmental	36,280,332	34,961,806	3.77 %
Other revenues	<u>1,654,665</u>	<u>995,115</u>	66.28 %
 Total	 <u>\$ 80,867,000</u>	 <u>\$ 77,068,762</u>	 4.93 %
<b><u>Expenditures</u></b>			
Instruction	\$ 53,672,668	\$ 53,122,819	1.04 %
Support services	29,347,660	28,804,868	1.88 %
Operation of non-instructional services	48,122	2,847	1,590.27 %
Extracurricular activities	479,675	373,056	28.58 %
Facilities acquisition and construction	36,025	-	(100.00) %
Debt service	<u>197,634</u>	<u>164,110</u>	20.43 %
 Total	 <u>\$ 83,781,784</u>	 <u>\$ 82,467,700</u>	 1.59 %

The General Fund experienced slight growth in property taxes in fiscal year 2021. Property taxes decreased 0.90% as a result of fluctuations in the tax advance available at fiscal year-end. Tax advances available are recorded as revenue under GAAP. The amount of tax advance available at June 30, 2021, 2020 and 2019 in the General Fund was \$4,832,934, \$10,884,595, and \$10,095,611, respectively. The amount of tax advance available at year end can vary depending on when the County Auditor distributes tax bills. Payment in lieu of taxes increased as additional collections began from tax increment financing and compensation payment arrangements. Tuition revenues increased as the District had more open enrollment and court-placed students than in 2020. Intergovernmental revenue increased in fiscal year 2021 compared to fiscal year 2020, due to budget cuts in state foundation caused by the COVID-19 pandemic in the last quarter of fiscal year 2020. Lower interest rates on investments and a decrease in the change in fair value of investments (\$58,111) contributed to a decrease in earnings on investments in fiscal year 2021. Other revenues increased from refunds, reimbursements and a dividend from the Bureau of Workers' Compensation.

Overall, General Fund expenditures were comparable to the prior year, increasing 1.59%. Most of the increase in General Fund expenditures is due to an increase in overall staffing and program costs for the District's certified staff. Operation of non-instructional expenditures related to services provided to other entities significantly increased from the prior year. Debt service expenditures increased from interest and fiscal charges paid on the Tax Anticipation Notes, Series 2021 (see Note 13 for detail). The District incurred no facilities acquisition and construction expenditures from the General Fund during fiscal year 2020, and incurred \$36,025 in fiscal year 2021.

**WEST CLERMONT LOCAL SCHOOL DISTRICT  
CLERMONT COUNTY, OHIO**

MANAGEMENT'S DISCUSSION AND ANALYSIS  
FOR THE FISCAL YEAR ENDED JUNE 30, 2021

***General Fund Budgeting Highlights***

The District's budget is prepared according to Ohio law and is based on accounting for certain transactions on a basis of cash receipts, disbursements and encumbrances. The most significant budgeted fund is the General Fund.

During the course of fiscal year 2021, the District amended its General Fund budget several times. For the General Fund, original and final budget revenues and other financing sources were \$81,265,238 and \$97,071,369, respectively. Actual revenues and other financing sources were \$97,259,305, which is \$187,936 higher than the final budget. Final budgeted revenues were increased to account for the Tax Anticipation Note, Series 2021, issued in January 2021 and for additional property tax revenues anticipated from a property reappraisal.

General Fund original appropriations (appropriated expenditures plus other financing uses) of \$86,645,292 were increased to \$102,696,613 in the final budget. The actual budget basis expenditures and other financing uses for fiscal year 2021 totaled \$99,791,174, which is \$2,905,439 lower than the final budget appropriations. Final appropriations were modified to account for the principal retirement and interest and fiscal charges on the repayment of the Tax Anticipation Notes, Series 2021. The District uses site-based budgeting and the budgeting systems are designed to tightly control site budgets but provide flexibility for site management.

**Capital Assets and Debt Administration**

***Capital Assets***

At the end of fiscal year 2021, the District had \$175,985,757 (net of accumulated depreciation) invested in land, land and other improvements, buildings and improvements, equipment and vehicles. This entire amount is reported in governmental activities. The table that follows shows fiscal year 2021 balances compared to 2020.

<b>Capital Assets at June 30 (Net of Depreciation)</b>		
<u>Governmental Activities</u>		
	<u>2021</u>	<u>2020</u>
Land	\$ 7,411,399	\$ 7,411,399
Construction in progress	-	21,002,076
Land and other improvements	10,878,547	11,160,175
Building and improvements	154,485,611	135,322,403
Equipment	2,969,731	3,080,034
Vehicles	<u>240,469</u>	<u>199,995</u>
 Total	 <u>\$ 175,985,757</u>	 <u>\$ 178,176,082</u>

The decrease in capital assets is a result of the depreciation expense of \$6,116,115 exceeding net capital asset additions of \$3,925,790. The District transferred \$21 million in construction in progress to buildings and improvements during fiscal year 2021. See Note 10 in the notes to the basic financial statements for additional detail on the District's capital assets.

**WEST CLERMONT LOCAL SCHOOL DISTRICT  
CLERMONT COUNTY, OHIO**

**MANAGEMENT'S DISCUSSION AND ANALYSIS  
FOR THE FISCAL YEAR ENDED JUNE 30, 2021**

***Debt Administration***

At June 30, 2021, the District had \$119,296,038 in bonds and capital leases outstanding. Of this total, \$2,484,647 is due within one year and \$116,811,391 is due in greater than one year.

The District also issued and repaid \$11.2 million in Tax Anticipation Notes, Series 2021, during fiscal year 2021 for general operations of the District. The notes were accounted for in the General Fund. See Note 13 for detail.

The following table summarizes the debt outstanding.

**Outstanding Debt, at Fiscal Year End**

	<u>Governmental Activities</u>	
	<u>2021</u>	<u>2020</u>
Revenue Bonds Payable	\$ 98,005,000	\$ 98,755,000
General Obligation Bonds Payable	20,760,000	21,695,000
Capital Leases Payable	<u>531,038</u>	<u>663,253</u>
Total	<u>\$ 119,296,038</u>	<u>\$ 121,113,253</u>

At June 30, 2021, the District's overall legal debt margin was \$129,022,738 and the unvoted debt margin was \$1,629,068. See Note 11 in the notes to the basic financial statements for additional information on the District's debt administration.

**Current Financial Related Activities**

West Clermont Local School District residents approved a 7.99 mill emergency operating levy placed on the March 17, 2021 ballot. The levy will generate \$11,500,000 per year for ten years and will stabilize the District's current level of programs and services.

All of the District's financial abilities will be needed to meet the challenges of the future. With careful planning and monitoring of the District's finances, the District's management is confident that the District can continue to provide a quality education for our students and provide a secure financial future.

**Contacting the District's Financial Management**

This financial report is designed to provide our citizens, taxpayers, and investors and creditors with a general overview of the District's finances and to show the District's accountability for the money it receives. If you have questions about this report or need additional financial information contact Mr. Daniel M. Romano III, Treasurer at West Clermont Local School District, 4350 Aicholtz Road, Suite 220, Cincinnati, Ohio 45245.



**WEST CLERMONT LOCAL SCHOOL DISTRICT  
CLERMONT COUNTY, OHIO**

STATEMENT OF NET POSITION  
JUNE 30, 2021

	<u><b>Governmental Activities</b></u>
<b>Assets:</b>	
Equity in pooled cash and cash equivalents	\$ 21,226,752
Receivables:	
Property taxes	58,256,605
Payment in lieu of taxes	2,519,058
Accounts	377,626
Accrued interest	12,164
Intergovernmental	2,440,805
Prepayments	463,210
Materials and supplies inventory	12,236
Inventory held for resale	102,220
Net OPEB asset	5,326,401
Capital assets:	
Nondepreciable capital assets	7,411,399
Depreciable capital assets, net	168,574,358
Capital assets, net	<u>175,985,757</u>
Total assets	<u>266,722,834</u>
<b>Deferred outflows of resources:</b>	
Unamortized deferred charges on debt refunding	1,034,051
Pension	20,313,574
OPEB	3,310,118
Total deferred outflows of resources	<u>24,657,743</u>
<b>Liabilities:</b>	
Accounts payable	1,013,158
Contracts payable	280,323
Accrued wages and benefits payable	6,967,288
Intergovernmental payable	1,807,526
Accrued interest payable	403,632
Long-term liabilities:	
Due within one year	3,366,204
Due in more than one year:	
Net pension liability	95,339,042
Net OPEB liability	7,493,615
Other amounts due in more than one year	119,292,599
Total liabilities	<u>235,963,387</u>
<b>Deferred inflows of resources:</b>	
Property taxes levied for the next fiscal year	52,151,931
Payment in lieu of taxes levied for the next fiscal year	2,519,058
West Clermont HealthPlex naming rights	148,890
Pension	1,155,515
OPEB	10,485,407
Total deferred inflows of resources	<u>66,460,801</u>
<b>Net position:</b>	
Net investment in capital assets	55,951,897
Restricted for:	
Capital projects	1,076,066
Classroom facilities maintenance	2,584,075
Debt service	3,119,043
Local grants and scholarships	95,763
State funded programs	65,594
Student activities	335,381
Unrestricted (deficit)	<u>(74,271,430)</u>
Total net position (deficit)	<u>\$ (11,043,611)</u>

SEE ACCOMPANYING NOTES TO THE BASIC FINANCIAL STATEMENTS

**WEST CLERMONT LOCAL SCHOOL DISTRICT  
CLERMONT COUNTY, OHIO**

STATEMENT OF ACTIVITIES  
FOR THE FISCAL YEAR ENDED JUNE 30, 2021

	Expenses	Program Revenues			Net (Expense)
		Charges for Services and Sales	Operating Grants and Contributions	Capital Grants and Contributions	Revenue and Changes in Net Position
<b>Governmental activities:</b>					
Instruction:					
Regular	\$ 50,114,480	\$ 2,001,503	\$ 2,960,056	\$ 2,093	\$ (45,150,828)
Special	12,848,249	611,422	6,125,821	-	(6,111,006)
Vocational	155,577	-	45,562	-	(110,015)
Adult/continuing	4,000	-	-	-	(4,000)
Other	1,070,381	-	1,020,423	-	(49,958)
Support services:					
Pupil	7,005,552	58,938	1,223,633	-	(5,722,981)
Instructional staff	2,439,582	2,203	736,291	-	(1,701,088)
Board of education	382,312	-	-	-	(382,312)
Administration	7,550,936	-	55,425	-	(7,495,511)
Fiscal	2,078,964	-	-	-	(2,078,964)
Business	281,917	-	-	-	(281,917)
Operations and maintenance	10,158,386	35,600	141,670	14,261	(9,966,855)
Pupil transportation	6,883,673	-	287,249	-	(6,596,424)
Central	308,766	-	-	-	(308,766)
Operation of non-instructional services:					
Food service operations	3,197,396	128,166	2,446,929	-	(622,301)
Other non-instructional services	346,868	109,767	299,223	-	62,122
Extracurricular activities	1,852,274	477,438	41,648	66,643	(1,266,545)
Interest and fiscal charges	5,118,334	-	-	-	(5,118,334)
<b>Totals</b>	<u>\$ 111,797,647</u>	<u>\$ 3,425,037</u>	<u>\$ 15,383,930</u>	<u>\$ 82,997</u>	<u>(92,905,683)</u>
			<b>General revenues:</b>		
			Property taxes levied for:		
			General purposes		38,394,885
			Debt service		1,316,852
			Capital outlay		4,078,385
			Classroom facilities maintenance		696,821
			Payments in lieu of taxes		2,286,179
			Grants and entitlements not restricted to specific programs		32,647,491
			Investment earnings		11,176
			Miscellaneous		1,603,212
			Total general revenues		<u>81,035,001</u>
			Change in net position		(11,870,682)
			<b>Net position at beginning of year</b>		<u>827,071</u>
			<b>Net position (deficit) at end of year</b>		<u>\$ (11,043,611)</u>

SEE ACCOMPANYING NOTES TO THE BASIC FINANCIAL STATEMENTS

**WEST CLERMONT LOCAL SCHOOL DISTRICT  
CLERMONT COUNTY, OHIO**

BALANCE SHEET  
GOVERNMENTAL FUNDS  
JUNE 30, 2021

	<u>General</u>	<u>Nonmajor Governmental Funds</u>	<u>Total Governmental Funds</u>
<b>Assets:</b>			
Equity in pooled cash and investments	\$ 8,995,444	\$ 12,231,308	\$ 21,226,752
Receivables:			
Property taxes	50,597,877	7,658,728	58,256,605
Payment in lieu of taxes	2,153,493	365,565	2,519,058
Accounts	358,665	18,961	377,626
Accrued interest	12,164	-	12,164
Interfund loans	2,922,079	-	2,922,079
Intergovernmental	470,880	1,969,925	2,440,805
Prepayments	56,202	5,698	61,900
Materials and supplies inventory	-	12,236	12,236
Inventory held for resale	-	102,220	102,220
Total assets	<u>\$ 65,566,804</u>	<u>\$ 22,364,641</u>	<u>\$ 87,931,445</u>
<b>Liabilities:</b>			
Accounts payable	\$ 432,851	\$ 580,307	\$ 1,013,158
Contracts payable	-	280,323	280,323
Accrued wages and benefits payable	6,237,725	729,563	6,967,288
Compensated absences payable	125,648	-	125,648
Intergovernmental payable	1,497,809	309,717	1,807,526
Interfund loans payable	-	2,922,079	2,922,079
Total liabilities	<u>8,294,033</u>	<u>4,821,989</u>	<u>13,116,022</u>
<b>Deferred inflows of resources:</b>			
Property taxes levied for the next fiscal year	45,320,386	6,831,545	52,151,931
Payment in lieu of taxes levied for the next fiscal year	2,153,493	365,565	2,519,058
Delinquent property tax revenue not available	444,557	71,740	516,297
Intergovernmental revenue not available	-	1,931,972	1,931,972
Accrued interest not available	9,503	-	9,503
Total deferred inflows of resources	<u>47,927,939</u>	<u>9,200,822</u>	<u>57,128,761</u>
<b>Fund balances:</b>			
Nonspendable:			
Materials and supplies inventory	-	12,236	12,236
Prepays	56,202	5,698	61,900
Restricted:			
Debt service	-	3,166,593	3,166,593
Capital improvements	-	785,378	785,378
Classroom facilities maintenance	-	2,584,075	2,584,075
State funded programs	-	59,015	59,015
Student activities	-	335,396	335,396
Local grants and scholarships	-	95,763	95,763
Committed:			
Capital improvements	-	2,584,482	2,584,482
West Clermont HealthPlex	-	760,119	760,119
Assigned:			
Student instruction	1,002,816	-	1,002,816
Student and staff support	1,227,697	-	1,227,697
Unassigned (deficit)	<u>7,058,117</u>	<u>(2,046,925)</u>	<u>5,011,192</u>
Total fund balances	<u>9,344,832</u>	<u>8,341,830</u>	<u>17,686,662</u>
Total liabilities, deferred inflows and fund balances	<u>\$ 65,566,804</u>	<u>\$ 22,364,641</u>	<u>\$ 87,931,445</u>

SEE ACCOMPANYING NOTES TO THE BASIC FINANCIAL STATEMENTS

**WEST CLERMONT LOCAL SCHOOL DISTRICT  
CLERMONT COUNTY, OHIO**

RECONCILIATION OF TOTAL GOVERNMENTAL FUND BALANCES TO  
NET POSITION OF GOVERNMENTAL ACTIVITIES  
JUNE 30, 2021

<b>Total governmental fund balances</b>		\$ 17,686,662
<i>Amounts reported for governmental activities on the statement of net position are different because:</i>		
Capital assets used in governmental activities are not financial resources and therefore are not reported in the funds.		175,985,757
Other long-term assets are not available to pay for current-period expenditures and therefore are deferred inflows in the funds.		
Property taxes receivable	\$ 516,297	
Accrued interest receivable	9,503	
Intergovernmental receivable	1,931,972	
<b>Total</b>	<b>2,457,772</b>	2,457,772
The naming rights fees associated with the West Clermont HealthPlex is recognized a revenue in the governmental funds, but is amortized and reported as a deferred inflow of resources on the statement of net position		(148,890)
The net pension/OPEB assets & liabilities are not due and payable in the current period; therefore, the assets, liabilities and related deferred inflows/outflows are not reported in governmental funds.		
Deferred outflows - pension	20,313,574	
Deferred inflows - pension	(1,155,515)	
Net pension liability	(95,339,042)	
Deferred outflows - OPEB	3,310,118	
Deferred inflows - OPEB	(10,485,407)	
Net OPEB asset	5,326,401	
Net OPEB liability	(7,493,615)	
<b>Total</b>	<b>(85,523,486)</b>	(85,523,486)
Unamortized amounts on refundings are not recognized in the funds.		1,034,051
Prepaid bond insurance associated with long-term assets is not reported in the funds.		401,310
Accrued interest payable is not due and payable in the current period and therefore is not reported in the funds.		(403,632)
Long-term liabilities are not due and payable in the current peirod and therefore are not reported in the funds.		
Revenue bonds	(98,005,000)	
Discount on revenue bonds	124,759	
General obligation bonds	(20,760,000)	
Premium on general obligation bonds	(1,616,309)	
Capital lease obligations	(531,038)	
Compensated absences	(1,745,567)	
<b>Total</b>	<b>(122,533,155)</b>	(122,533,155)
<b>Net position of governmental activities</b>		<b>\$ (11,043,611)</b>

SEE ACCOMPANYING NOTES TO THE BASIC FINANCIAL STATEMENTS

**WEST CLERMONT LOCAL SCHOOL DISTRICT  
CLERMONT COUNTY, OHIO**

STATEMENT OF REVENUES, EXPENDITURES AND CHANGES IN FUND BALANCES  
GOVERNMENTAL FUNDS  
FOR THE FISCAL YEAR ENDED JUNE 30, 2021

	<u>General</u>	<u>Nonmajor Governmental Funds</u>	<u>Total Governmental Funds</u>
<b>Revenues:</b>			
Property taxes	\$ 38,309,338	\$ 6,084,000	\$ 44,393,338
Intergovernmental	36,280,332	11,465,984	47,746,316
Investment earnings	13,358	25,116	38,474
Tuition and fees	2,654,898	-	2,654,898
Extracurricular	15,853	479,285	495,138
Rental income	35,600	104,442	140,042
Charges for services	20	133,591	133,611
Contributions and donations	4,658	41,337	45,995
Payment in lieu of taxes	1,954,409	331,770	2,286,179
Miscellaneous	1,598,534	109,367	1,707,901
Total revenues	<u>80,867,000</u>	<u>18,774,892</u>	<u>99,641,892</u>
<b>Expenditures:</b>			
Current:			
Instruction:			
Regular	43,333,732	2,995,920	46,329,652
Special	10,195,278	1,988,020	12,183,298
Vocational	136,006	-	136,006
Adult/continuing	4,000	-	4,000
Other	3,652	1,020,423	1,024,075
Support services:			
Pupil	5,453,266	1,384,725	6,837,991
Instructional staff	1,627,908	711,442	2,339,350
Board of education	380,166	-	380,166
Administration	6,834,813	58,019	6,892,832
Fiscal	1,918,639	110,425	2,029,064
Business	262,533	-	262,533
Operations and maintenance	5,800,031	255,062	6,055,093
Pupil transportation	6,883,673	-	6,883,673
Central	186,631	-	186,631
Operation of non-instructional services:			
Food service operations	-	2,967,691	2,967,691
Other non-instructional services	48,122	275,888	324,010
Extracurricular activities	479,675	1,188,008	1,667,683
Facilities acquisition and construction	36,025	1,741,883	1,777,908
Debt service:			
Principal retirement	132,215	1,685,000	1,817,215
Interest and fiscal charges	65,419	5,079,959	5,145,378
Total expenditures	<u>83,781,784</u>	<u>21,462,465</u>	<u>105,244,249</u>
Excess of expenditures over revenues	<u>(2,914,784)</u>	<u>(2,687,573)</u>	<u>(5,602,357)</u>
<b>Other financing sources (uses):</b>			
Transfers in	-	510,122	510,122
Transfers (out)	(510,122)	-	(510,122)
Total other financing sources (uses)	<u>(510,122)</u>	<u>510,122</u>	<u>-</u>
Net change in fund balances	(3,424,906)	(2,177,451)	(5,602,357)
<b>Fund balances at beginning of year</b>	12,769,738	10,519,281	23,289,019
<b>Fund balances at end of year</b>	<u>\$ 9,344,832</u>	<u>\$ 8,341,830</u>	<u>\$ 17,686,662</u>

SEE ACCOMPANYING NOTES TO THE BASIC FINANCIAL STATEMENTS

**WEST CLERMONT LOCAL SCHOOL DISTRICT  
CLERMONT COUNTY, OHIO**

RECONCILIATION OF THE STATEMENT OF REVENUES, EXPENDITURES  
AND CHANGES IN FUND BALANCES OF GOVERNMENTAL FUNDS  
TO THE STATEMENT OF ACTIVITIES  
FOR THE FISCAL YEAR ENDED JUNE 30, 2021

<b>Net change in fund balances - total governmental funds</b>		<b>\$ (5,602,357)</b>
<i>Amounts reported for governmental activities in the statement of activities are different because:</i>		
Governmental funds report capital outlays as expenditures. However, in the statement of activities, the cost of those assets is allocated over their useful lives as depreciation expense		
Capital asset additions	\$ 3,925,790	
Current year depreciation	<u>(6,116,115)</u>	
Total		(2,190,325)
Revenues in the statement of activities that do not provide current financial resources are not reported as revenues in the funds.		
Property taxes	93,605	
Earnings on investments	(2,182)	
Intergovernmental	<u>180,317</u>	
Total		271,740
The naming rights associated with the West Clermont HealthPlex is recognized as revenue in the governmental funds, but is reported as a deferred inflow of resource and amortized in the statement of activities.		
		13,333
Repayment of bond and capital lease principal is an expenditure in the governmental funds but the repayment reduces long-term liabilities on the statement of net position.		
		1,817,215
In the statement of activities, interest is accrued on outstanding bonds, whereas in governmental funds, an interest expenditure is reported when due. The following item resulted in additional interest being reported in the statement of activities:		
Decrease in accrued interest payable	5,506	
Amortization of prepaid bond insurance	(12,380)	
Amortization of bond premiums	104,840	
Amortization of bond discounts	(3,848)	
Amortization of deferred charges	<u>(67,074)</u>	
Total		27,044
Contractually required contributions are reported as expenditures in governmental funds; however, the statement of net position reports these amounts as deferred outflows.		
Pension	6,912,631	
OPEB	<u>215,835</u>	
Total		7,128,466
Except for amounts reported as deferred inflows/outflows, changes in the net pension/OPEB liability/asset are reported as pension/OPEB expense in the statement of activities		
Pension	(13,378,489)	
OPEB	<u>36,712</u>	
Total		(13,341,777)
Some expenses reported in the statement of activities (compensated absences) do not require the use of current financial resources and therefore are not reported as expenditures in governmental funds.		
		<u>5,979</u>
<b>Change in net position of governmental activities</b>		<b><u><u>\$ (11,870,682)</u></u></b>

SEE ACCOMPANYING NOTES TO THE BASIC FINANCIAL STATEMENTS

**WEST CLERMONT LOCAL SCHOOL DISTRICT  
CLERMONT COUNTY, OHIO**

STATEMENT OF REVENUES, EXPENDITURES AND CHANGES IN  
FUND BALANCE - BUDGET AND ACTUAL (NON-GAAP BUDGETARY BASIS)  
GENERAL FUND  
FOR THE FISCAL YEAR ENDED JUNE 30, 2021

	<u>Budgeted Amounts</u>			<b>Variance with Final Budget Positive (Negative)</b>
	<u>Original</u>	<u>Final</u>	<u>Actual</u>	
<b>Revenues:</b>				
Property taxes	\$ 37,726,591	\$ 45,151,680	\$ 45,151,680	\$ -
Intergovernmental	30,350,374	36,135,753	36,323,727	187,974
Investment earnings	68,744	82,274	82,274	-
Tuition and fees	1,783,895	2,134,989	2,134,989	-
Rental income	34,224	40,998	40,960	(38)
Charges for services	17	20	20	-
Payment in lieu of taxes	1,633,011	1,954,409	1,954,409	-
Miscellaneous	266,359	318,782	318,782	-
<b>Total revenues</b>	<u>71,863,215</u>	<u>85,818,905</u>	<u>86,006,841</u>	<u>187,936</u>
<b>Expenditures:</b>				
<b>Current:</b>				
<b>Instruction:</b>				
Regular	37,617,938	44,965,760	43,325,355	1,640,405
Special	9,117,760	10,501,113	10,501,113	-
Vocational	117,665	135,517	135,517	-
Adult/continuing	3,473	4,000	4,000	-
Other	2,704	3,114	3,114	-
<b>Support services:</b>				
Pupil	4,987,429	5,744,125	5,744,125	-
Instructional staff	1,450,925	1,671,060	1,671,060	-
Board of education	189,558	218,318	218,318	-
Administration	5,942,848	6,844,876	6,844,501	375
Fiscal	1,689,346	1,945,853	1,945,655	198
Business	225,586	259,812	259,812	-
Operations and maintenance	5,846,236	7,285,092	6,733,231	551,861
Pupil transportation	6,023,467	7,149,952	6,937,352	212,600
Central	213,805	246,244	246,244	-
<b>Operation of non-instructional services</b>				
Other non-instructional services	29,368	33,824	33,824	-
Extracurricular activities	409,507	471,638	471,638	-
Facilities acquisition and construction	31,279	36,025	36,025	-
<b>Debt service:</b>				
Principal retirement	9,724,580	11,200,000	11,200,000	-
Interest and fiscal charges	35,657	41,067	41,067	-
Note issuance costs	10,376	11,950	11,950	-
<b>Total expenditures</b>	<u>83,669,507</u>	<u>98,769,340</u>	<u>96,363,901</u>	<u>2,405,439</u>
<b>Excess of expenditures over revenues:</b>	<u>(11,806,292)</u>	<u>(12,950,435)</u>	<u>(10,357,060)</u>	<u>2,593,375</u>
<b>Other financing sources (uses):</b>				
Refund of prior year expenditures	24,448	29,260	29,260	-
Transfers (out)	(442,922)	(510,122)	(510,122)	-
Advances in	3,102	3,712	3,712	-
Advances (out)	(2,532,863)	(2,917,151)	(2,917,151)	-
Note issuance	9,358,186	11,200,000	11,200,000	-
Premium on note issuance	16,287	19,492	19,492	-
Other uses of funds	-	(500,000)	-	500,000
<b>Total other financing sources (uses)</b>	<u>6,426,238</u>	<u>7,325,191</u>	<u>7,825,191</u>	<u>500,000</u>
<b>Net change in fund balance</b>	<u>(5,380,054)</u>	<u>(5,625,244)</u>	<u>(2,531,869)</u>	<u>3,093,375</u>
<b>Fund balance at beginning of year</b>	7,094,148	7,094,148	7,094,148	-
<b>Prior year encumbrances appropriated</b>	1,183,512	1,183,512	1,183,512	-
<b>Fund balance at end of year</b>	<u>\$ 2,897,606</u>	<u>\$ 2,652,416</u>	<u>\$ 5,745,791</u>	<u>\$ 3,093,375</u>

SEE ACCOMPANYING NOTES TO THE BASIC FINANCIAL STATEMENTS

**WEST CLERMONT LOCAL SCHOOL DISTRICT  
CLERMONT COUNTY, OHIO**

**NOTES TO THE BASIC FINANCIAL STATEMENTS  
FOR THE FISCAL YEAR ENDED JUNE 30, 2021**

**NOTE 1 - DESCRIPTION OF THE SCHOOL DISTRICT**

West Clermont Local School District (the “District”) is a body politic and corporate established for the purpose of exercising the rights and privileges conveyed to it by the constitution and laws of the State of Ohio.

The District operates under a locally elected five-member Board form of government and provides educational services as mandated by state and/or federal agencies. This Board of Education controls the District’s eleven instructional/support facilities staffed by 439 noncertified and 528 certificated personnel who provide services to 8,336 students and other community members.

The District was established in 1967 through the consolidation of Amelia Local School District, Glen Este-Mt. Carmel Local School District, and the Withamsville Tobasco School District and operates under current standards prescribed by the Ohio State Board of Education as provided in division (D) of Section 3301.07 and Section 119.01 of the Ohio Revised Code. The legislative power of the District is vested in the Board of Education, elected at-large for staggered four-year terms.

The District is located in western Clermont County, including portions of Union, Pierce, Batavia, Ohio and Monroe townships. It is the 24 largest in the state of Ohio (among 610 school districts) in terms of average daily membership and the largest in Clermont County. It currently operates 8 elementary schools, 1 middle school, 1 high school, and 1 administrative building.

**NOTE 2 - SUMMARY OF SIGNIFICANT ACCOUNTING POLICIES**

The basic financial statements of the District have been prepared in conformity with accounting principles generally accepted in the United States of America (GAAP) as applied to governmental units. The Governmental Accounting Standards Board (GASB) is the accepted standard-setting body for establishing governmental accounting and financial reporting principles. The District’s significant accounting policies are described below.

**A. Reporting Entity**

The reporting entity has been defined in accordance with GASB Statement No. 14, “The Financial Reporting Entity” as amended by GASB Statement No. 39, “Determining Whether Certain Organizations Are Component Units” and GASB Statement No. 61, “The Financial Reporting Entity: Omnibus an amendment of GASB Statements No. 14 and No. 34”. The reporting entity is composed of the primary government and component units. The primary government consists of all funds, departments, boards and agencies that are not legally separate from the District. For the District, this includes general operations, food service, and student related activities of the District.

Component units are legally separate organizations for which the District is financially accountable. The District is financially accountable for an organization if the District appoints a voting majority of the organization’s Governing Board and (1) the District is able to significantly influence the programs or services performed or provided by the organization; or (2) the District is legally entitled to or can otherwise access the organization’s resources; or (3) the District is legally obligated or has otherwise assumed the responsibility to finance the deficits of, or provide financial support to, the organization; or (4) the District is obligated for the debt of the organization. Component units may also include organizations that are fiscally dependent on the District in that the District approves the budget, the issuance of debt or the levying of taxes. Certain organizations are also included as component units if the nature and significance of the relationship between the primary government and the organization is such that exclusion by the primary government would render the primary government’s financial statements incomplete or misleading. Based upon the application of these criteria, the District has no component units. The basic financial statements of the reporting entity include only those of the District (the primary government).

The following activities are included within the reporting entity:



**WEST CLERMONT LOCAL SCHOOL DISTRICT  
CLERMONT COUNTY, OHIO**

NOTES TO THE BASIC FINANCIAL STATEMENTS  
FOR THE FISCAL YEAR ENDED JUNE 30, 2021

**NOTE 2 - SUMMARY OF SIGNIFICANT ACCOUNTING POLICIES - (Continued)**

Parochial Schools - Within the District boundaries, St. Bernadette, St. Thomas More, and St. Veronica (operated through the Cincinnati Catholic Diocese) are operated as private schools. Current State legislation provides funding to these parochial and private schools. These monies are received and disbursed on behalf of the schools by the Treasurer of the District, as directed by the schools. The activity of these State monies by the District are reflected in a special revenue fund for financial reporting purposes.

The District is associated with four organizations; three of which are defined as jointly governed organizations and one as an insurance purchasing pool. These organizations include the Hamilton Clermont Cooperative Information Technology Center, the Unified Purchasing Cooperative of the Ohio River Valley, the Southwest Ohio Organization of School Health, The Great Oaks Institute of Technology and Career Development and the SchoolComp Group Retrospective Rating Plan.

*JOINTLY GOVERNED ORGANIZATIONS*

Hamilton Clermont Cooperative Information Technology Center (HCC)

Formerly known as HCCA, HCC is one of 23 regional Information Technology Centers (ITC) established by the state of Ohio. HCC is a member of the Ohio Educational Computer Network. HCC provides data and internet services for public and non-public schools in the Greater Cincinnati Metropolitan Area. This includes collection and distribution of data for financial, student and media services. HCC also provides technical and networking services to affiliated schools.

The Site Director and his staff manage the day-to-day affairs of HCC. A Board of Directors composed of member school's superintendents approves the long-term path for the site, as determined by the Site Director and an Executive Committee composed of five superintendents and two treasurers from member schools. HCC is not accumulating significant financial resources nor is it experiencing fiscal stress that may cause an additional financial benefit or burden on members in the future. Financial information can be obtained from their administrative offices at 1007 Cottonwood Drive, Loveland, Ohio 45140.

Unified Purchasing Cooperative of the Ohio River Valley

The Unified Purchasing Cooperative of the Ohio River Valley was organized to benefit members with a more economically sound purchasing mechanism for products and services. The Board of Directors is elected from among the active members. Each of the members share in a percentage of equity based on the resources provided. The Hamilton County Educational Service Center is the fiscal agent for the Cooperative. Financial information can be obtained from the Director at 1007 Cottonwood Drive, Loveland, Ohio 45140.

Southwest Ohio Organization of School Health

The District is a member of the Southwest Ohio Organization of School Health (SWOOSH) Council of Governments, organized under Chapter 167 of the Ohio Revised Code. Other member districts include Lebanon City School District, Milford Exempted Village School District, Northwest Local School District, Southwest Local School District, Indian Hill Exempted Village School District, Forest Hills Local School District, Oak Hills Local School District, and Winton Woods City School District. The purpose of the SWOOSH is to maximize benefits and/or reduce costs of medical, prescription drugs, vision, dental, life and/or other group insurance coverage for the Members' employees and the eligible dependents and designated beneficiaries of such employees.

The SWOOSH is governed by a Board of Directors (Board). Each Member is represented on the Board by its superintendent or his/her designee. In addition, any Member that exceeds five hundred total employees enrolled in a policy shall appoint a second representative to the Board. No Member may have more than two voting representatives. The fiscal agent for SWOOSH is the Hamilton County Educational Service Center (HCESC). The Treasurer of the Forest Hills Local School District serves as the Treasurer of SWOOSH. The Board approves all benefit programs to be offered by or through the SWOOSH and all policies and contracts to be accepted or entered into by the SWOOSH. The Board also sets or determines all premium and other amounts to be paid by Members. The Board also has the authority to waive premiums and other payments.

**WEST CLERMONT LOCAL SCHOOL DISTRICT  
CLERMONT COUNTY, OHIO**

NOTES TO THE BASIC FINANCIAL STATEMENTS  
FOR THE FISCAL YEAR ENDED JUNE 30, 2021

**NOTE 2 - SUMMARY OF SIGNIFICANT ACCOUNTING POLICIES - (Continued)**

Members assume no liability beyond the payment of any dues, fees, or cooperative costs assessed by the SWOOSH and any contractual obligations for agreements entered into between the Member and the SWOOSH. Members do not assume liability for the debts of the SWOOSH and any Member withdrawing from the SWOOSH forfeits any claim to the cooperative's assets. No Member may withdraw during the first two years after joining the SWOOSH. After the first two years of membership, a Member may withdraw at the end of any fiscal year by providing written notice of its intent to withdraw to the Board by March 1 of such fiscal year. Upon withdrawal from the SWOOSH, a school district may not become a Member again for two years and until it has fully complied with the criteria and procedures for membership established by the Board. Financial information for the SWOOSH can be obtained from Alana Cropper, Treasurer of the Forest Hills Local School District at 7946 Beechmont Ave., Cincinnati, OH 45255.

The Great Oaks Institute of Technology & Career Development

The Great Oaks Joint Vocational School District, a jointly governed organization, is a distinct political subdivision of the State of Ohio operated under the direction of a Board, consisting of one representative from each of the participating school district's elected board. The Board possesses its own budgeting and taxing authority as a separate body politic and corporate, established by the Ohio Revised Code. Great Oaks Institute of Technology and Career Development was formed for the purpose of providing vocational education opportunities to the students of the member school districts, which includes the students of the West Clermont Local School District. The District has no ongoing financial interest in, nor responsibility for the Joint Vocational School. To obtain financial information, write to the Great Oaks Institute of Technology and Career Development, Attention: Treasurer, at 3254 East Kemper Rd., Cincinnati, Ohio 45241-1545.

*INSURANCE PURCHASING POOL*

SchoolComp Group Retrospective Rating Plan

For the fiscal year 2021, the District participated in the Ohio School Boards Association SchoolComp Group Retrospective Rating Program (Group Retro) for workers' compensation. The intent of the Group Retro is to reward participants that are able to keep their individual claim costs below a predetermined amount. The District continues to pay their individual premium; however, the District will have the opportunity to receive retrospective premium adjustments (refunds or assessments) at the end of the three evaluation periods. The group's retrospective premium will be calculated at 12, 24, and 36 months after the end of the policy year. At the end of each period, the Bureau of Workers Comp (BWC) will take a snap-shot of the incurred claims losses for the entire group and calculate the group's retrospective premium. If the retrospective premium that is calculated is less than the group's total standard premium, all the participants will receive a refund. However, if the retrospective premium is greater than the group's total standard premium, an assessment will be levied by the BWC. CompManagement, Inc. provides administrative, cost control and actuarial services to the Group Retro program.

**B. Fund Accounting**

The District uses funds to maintain its financial records during the year. A fund is defined as a fiscal and accounting entity with a self-balancing set of accounts. There are three categories of funds: governmental, proprietary and fiduciary. The District has no proprietary or fiduciary funds.

*GOVERNMENTAL FUNDS*

Governmental funds are those through which most governmental functions typically are financed. Governmental fund reporting focuses on the sources, uses and balances of current financial resources. Expendable assets are assigned to the various governmental funds according to the purposes for which they may or must be used. Current liabilities are assigned to the fund from which they will be paid. The difference between governmental fund assets and deferred outflows and liabilities and deferred inflows is reported as fund balance. The following is the District's major governmental fund:

**WEST CLERMONT LOCAL SCHOOL DISTRICT  
CLERMONT COUNTY, OHIO**

NOTES TO THE BASIC FINANCIAL STATEMENTS  
FOR THE FISCAL YEAR ENDED JUNE 30, 2021

**NOTE 2 - SUMMARY OF SIGNIFICANT ACCOUNTING POLICIES - (Continued)**

General Fund - The General Fund is used to account for all financial resources not accounted for and reported in another fund. The General Fund balance is available for any purpose provided it is expended or transferred according to the general laws of Ohio.

Other governmental funds of the District are used to account for (a) specific revenue sources that are restricted, committed, or assigned to expenditures for capital outlays including the acquisition or construction of capital facilities and other capital assets, (b) specific revenue sources that are restricted or committed to an expenditure for specified purposes other than debt service or capital projects and (c) financial resources that are restricted, committed, or assigned to expenditure for principal and interest.

**C. Basis of Presentation and Measurement Focus**

Government-Wide Financial Statements - The statement of net position and the statement of activities display information about the District as a whole. These statements include the financial activities of the primary government. Interfund services provided and used are not eliminated in the process of consolidation.

The government-wide statement of activities presents a comparison between direct expenses and program revenues for each function or program of the governmental activities of the District. Direct expenses are those that are specifically associated with a service, program or department and therefore clearly identifiable to a particular function. Program revenues include amounts paid by the recipient of goods or services offered by the program and grants and contributions that are restricted to meeting the operational or capital requirements of a particular program. Revenues not classified as program revenues are presented as general revenues of the District.

The government-wide financial statements are prepared using the economic resources measurement focus. All assets and deferred outflows and all liabilities and deferred inflows associated with the operation of the District are included on the statement of net position.

Fund Financial Statements - Fund financial statements report detailed information about the District. The focus of governmental fund financial statements is on major funds rather than reporting funds by type. Each major fund is presented in a separate column, and all nonmajor funds are aggregated into one column.

All governmental funds are accounted for using a flow of current financial resources measurement focus. With this measurement focus, only current assets and current deferred outflows and current liabilities and current deferred inflows generally are included on the balance sheet. The statement of revenues, expenditures and changes in fund balances reports on the sources (i.e., revenues and other financing sources) and uses (i.e., expenditures and other financing uses) of current financial resources. This approach differs from the manner in which the governmental activities of the government-wide financial statements are prepared. Governmental fund financial statements therefore include a reconciliation with brief explanations to better identify the relationship between the government-wide statements and the statements for governmental funds.

**D. Basis of Accounting**

Basis of accounting determines when transactions are recorded in the financial records and reported on the financial statements. Government-wide financial statements are prepared using the accrual basis of accounting. Governmental funds use the modified accrual basis of accounting.

Revenues - Exchange and Nonexchange Transactions - Revenue resulting from exchange transactions, in which each party gives and receives essentially equal value, is recorded on the accrual basis when the exchange takes place. On a modified accrual basis, revenue is recorded in the fiscal year in which the resources are measurable and become available. Available means that the resources will be collected within the current fiscal year or are expected to be collected soon enough thereafter to be used to pay liabilities of the current fiscal year. For the District, available means expected to be received within sixty days of fiscal year end.

**WEST CLERMONT LOCAL SCHOOL DISTRICT  
CLERMONT COUNTY, OHIO**

NOTES TO THE BASIC FINANCIAL STATEMENTS  
FOR THE FISCAL YEAR ENDED JUNE 30, 2021

**NOTE 2 - SUMMARY OF SIGNIFICANT ACCOUNTING POLICIES - (Continued)**

Nonexchange transactions, in which the District receives value without directly giving equal value in return, include property taxes, payments in lieu of taxes, grants, entitlements and donations. On an accrual basis, revenue from property taxes are recognized in the fiscal year for which the taxes are levied (see Note 6).

Revenue from grants, entitlements and donations is recognized in the fiscal year in which all eligibility requirements have been satisfied. Eligibility requirements include timing requirements, which specify the year when the resources are required to be used or the fiscal year when use is first permitted, matching requirements, in which the District must provide local resources to be used for a specified purpose, and expenditure requirements, in which the resources are provided to the District on a reimbursement basis. On a modified accrual basis, revenue from nonexchange transactions must also be available before it can be recognized.

Under the modified accrual basis, the following revenue sources are considered to be both measurable and available at fiscal year end: property taxes available as an advance, interest, tuition, grants, student fees and rentals.

*Deferred Outflows of Resources and Deferred Inflows of Resources* - In addition to assets, the government-wide statement of net position will report a separate section for deferred outflows of resources. Deferred outflows of resources, represents a consumption of net position that applies to a future period and will not be recognized as an outflow of resources (expense/expenditure) until then. For the District, See Notes 15 and 16 for deferred outflows of resources related the District's net pension liability and OPEB liability/asset, respectively. In addition, deferred outflows of resources include a deferred charge on debt refunding. A deferred charge on refunding results from the difference in the carrying value of refunded debt and its reacquisition price. This amount is deferred and amortized over the shorter of the life of the refunded or refunding debt.

In addition to liabilities, both the government-wide statement of net position and the governmental fund financial statements report a separate section for deferred inflows of resources. Deferred inflows of resources represent an acquisition of net position that applies to a future period and will not be recognized as an inflow of resources (revenue) until that time. For the District, deferred inflows of resources include property taxes, payments in lieu of taxes, unavailable revenue and West Clermont HealthPlex naming rights. Property taxes and payments in lieu of taxes represent amounts for which there is an enforceable legal claim as of June 30, 2021, but which were levied to finance fiscal year 2022 operations. These amounts have been recorded as a deferred inflow of resources on both the government-wide statement of net position and the governmental fund financial statements. Unavailable revenue is reported only on the governmental funds balance sheet and represents receivables which will not be collected within the available period. For the District unavailable revenue includes, but is not limited to, delinquent property taxes and intergovernmental grants. These amounts are deferred and recognized as an inflow of resources in the period the amounts become available.

For the District, See Notes 15 and 16 for deferred inflows of resources related to the District's net pension liability and net OPEB liability/asset, respectively. This deferred inflow of resources is only reported on the government-wide statement of net position.

*Expenses/Expenditures* - On the accrual basis of accounting, expenses are recognized at the time they are incurred. The entitlement value of donated commodities used during the year is reported in the statement of revenues, expenditures and changes in fund balances as an expenditure with a like amount reported as intergovernmental revenue.

The measurement focus of governmental fund accounting is on decreases in net financial resources (expenditures) rather than expenses. Expenditures are generally recognized in the accounting period in which the related fund liability is incurred, if measurable. Allocations of cost, such as depreciation and amortization, are not recognized in governmental funds.

**WEST CLERMONT LOCAL SCHOOL DISTRICT  
CLERMONT COUNTY, OHIO**

NOTES TO THE BASIC FINANCIAL STATEMENTS  
FOR THE FISCAL YEAR ENDED JUNE 30, 2021

**NOTE 2 - SUMMARY OF SIGNIFICANT ACCOUNTING POLICIES - (Continued)**

**E. Budgetary Process**

All funds, except custodial funds, are legally required to be budgeted and appropriated. The major documents prepared are the tax budget, the appropriations resolution and the certificate of estimated resources which are prepared on the budgetary basis of accounting. The tax budget demonstrates a need for existing or increased tax rates. The certificate of estimated resources establishes a limit on the amount that the Board of Education may appropriate. The appropriation resolution is the Board's authorization to spend resources and sets annual limits on expenditures plus encumbrances at the level of control selected by the Board. The legal level of control has been established by the Board at the fund level. Although the legal level of control was established at the fund level of expenditures, the District has elected to present budgetary statement comparisons at the fund and function level of expenditures. Any budgetary modifications at this level may only be made by resolution of the Board.

The certificate of estimated resources may be amended during the year if projected increases or decreases in revenue are identified by the District Treasurer. The amounts reported as the original budgeted amounts on the budgetary statements reflect the amounts on the certificate of estimated resources when the original appropriations were adopted. The amounts reported as the final budgeted amounts on the budgetary statements reflect the amounts on the final amended certificate of estimated resources issued during fiscal year 2021.

The appropriation resolution is subject to amendment by the Board throughout the year with the restriction that appropriations cannot exceed estimated resources. The amounts reported as the original budgeted amounts reflect the first appropriation resolution for that fund that covered the entire year, including amounts automatically carried forward from prior years. The amounts reported as the final budgeted amounts represent the final appropriation amounts passed by the Board during the fiscal year.

**F. Cash and Investments**

To improve cash management, cash received by the District is pooled. Monies for all funds are maintained in this pool. Individual fund integrity is maintained through the District's records. Each fund's interest in the pool is presented as "equity in pooled cash and investments" on the basic financial statements.

During fiscal year 2021, investments were limited to U.S. Government money market accounts, negotiable certificates of deposit (CDs) and investments in the State Treasury Asset Reserve of Ohio (STAR Ohio). Except for nonparticipating investment contracts, investments are reported at fair value, which is based on quoted market prices.

During fiscal year 2021, the District invested in STAR Ohio. STAR Ohio (the State Treasury Asset Reserve of Ohio), is an investment pool managed by the State Treasurer's Office which allows governments within the State to pool their funds for investment purposes. STAR Ohio is not registered with the SEC as an investment company, but has adopted Governmental Accounting Standards Board (GASB), Statement No. 79, "Certain External Investment Pools and Pool Participants." The District measures their investment in STAR Ohio at the net asset value (NAV) per share provided by STAR Ohio. The NAV per share is calculated on an amortized cost basis that provides an NAV per share that approximates fair value.

For the fiscal year 2021, there were no limitations or restrictions on any participant withdrawals due to redemption notice periods, liquidity fees, or redemption gates. However, notice must be given 24 hours in advance of all deposits and withdrawals exceeding \$100 million. STAR Ohio reserves the right to limit the transaction to \$250 million, requiring the excess amount to be transacted the following business day(s), but only to the \$250 million limit. All accounts of the participant will be combined for these purposes.

**WEST CLERMONT LOCAL SCHOOL DISTRICT  
CLERMONT COUNTY, OHIO**

NOTES TO THE BASIC FINANCIAL STATEMENTS  
FOR THE FISCAL YEAR ENDED JUNE 30, 2021

**NOTE 2 - SUMMARY OF SIGNIFICANT ACCOUNTING POLICIES - (Continued)**

Under existing Ohio statutes all investment earnings are assigned to the General Fund unless statutorily required to be credited to a specific fund. The Board of Education has, by resolution, specified the funds to receive an allocation of interest earnings. Interest revenue credited to the General Fund during fiscal year 2021 amounted to \$13,358, which includes no interest revenue assigned from other District funds.

For presentation on the basic financial statements, investments of the cash management pool and investments with original maturities of three months or less at the time they are purchased by the District are considered to be cash equivalents. Investments with an initial maturity of more than three months are reported as investments.

An analysis of the District's investment account at year end is provided in Note 4.

**G. Inventory**

On government-wide financial statements, supply inventories are presented at cost, inventories held for resale are presented at the lower of cost or market and donated commodities are presented at their entitlement value. Inventory is presented at cost on first-in, first-out basis and is expensed/expensed when used. Inventories are accounted for using the consumption method on the government-wide statements and the fund financial statements.

On the fund financial statements, reported material and supplies inventory is equally offset by nonspendable fund balance in the governmental funds, which indicates that it does not constitute available spending resources even though it is a component of net current assets. Inventory consists of administrative supplies and donated and purchased food.

**H. Capital Assets**

General capital assets generally result from expenditures in the governmental funds. These assets are reported in the governmental activities column of the government-wide statement of net position, but are not reported in the fund financial statements.

All capital assets are capitalized at cost (or estimated historical cost) and updated for additions and retirements during the year. Donated capital assets are recorded at their acquisition values as of the date received. The District maintains a capitalization threshold of \$5,000. The District does not possess any infrastructure. Improvements are capitalized; the costs of normal maintenance and repairs that do not add to the value of the asset or materially extend an asset's life are not.

All reported capital assets except land and construction in progress are depreciated. Improvements are depreciated over the remaining useful lives of the related capital assets. Depreciation is computed using the straight-line method over the following useful lives:

Description	Governmental Activities Estimated Lives
Land and other improvements	15 - 50 years
Buildings and improvements	5 - 50 years
Equipment	5 - 30 years
Vehicles	7 - 15 years

**I. Interfund Balances**

On fund financial statements, receivables and payables resulting from short-term interfund loans are classified as "interfund loans receivable/payable." These amounts are eliminated in the governmental activities column on the statement of net position.

**WEST CLERMONT LOCAL SCHOOL DISTRICT  
CLERMONT COUNTY, OHIO**

NOTES TO THE BASIC FINANCIAL STATEMENTS  
FOR THE FISCAL YEAR ENDED JUNE 30, 2021

**NOTE 2 - SUMMARY OF SIGNIFICANT ACCOUNTING POLICIES - (Continued)**

**J. Compensated Absences**

The District reports compensated absences in accordance with the provisions of GASB Statement No. 16, "*Accounting for Compensated Absences*." Vacation benefits are accrued as a liability as the benefits are earned if the employees' rights to receive compensation are attributable to services already rendered and it is probable that the District will compensate the employees for the benefits through paid time off or some other means. The District records a liability for accumulated unused vacation time, when earned, for all employees with more than one year of service.

Sick leave benefits are accrued as a liability using the vesting method. An accrual for earned sick leave is made to the extent that it is probable that the benefits will result in termination payments.

The entire compensated absence liability is reported on the government-wide financial statements.

For governmental fund financial statements, the expenditure for unpaid compensated absences are recognized when due. The related liability is recorded in the account "compensated absences payable" in the fund from which the employees who have accumulated unpaid leave are paid.

**K. Prepayments**

Payments made to vendors for services that will benefit periods beyond June 30, 2021, are recorded as prepaid items using the consumption method. A current asset for the prepaid amount is recorded at the time of purchase and an expenditure/expense is reported in the year in which services are consumed. Fund balance has been presented as nonspendable equal to the balance of the prepaid item at fiscal year end.

**L. Accrued Liabilities and Long-Term Obligations**

All payables, accrued liabilities and long-term obligations are reported in the government-wide financial statements. In general, governmental fund payables and accrued liabilities that, once incurred, are paid in a timely manner and in full from current financial resources, are reported as obligations of the funds. However, claims, net pension/OPEB liabilities and compensated absences that will be paid from governmental funds are reported as a liability in the fund financial statements only to the extent that they are due for payment during the current year. Bonds and capital lease obligations are recognized as a liability on the fund financial statements when due. Net pension/OPEB liability should be recognized in the governmental funds to the extent that benefit payments are due and payable and the pension/OPEB plan's fiduciary net position is not sufficient for payment of those benefits.

**M. Fund Balance**

Fund balance is divided into five classifications based primarily on the extent to which the District is bound to observe constraints imposed upon the use of the resources in the governmental funds. The classifications are as follows:

*Nonspendable* - The nonspendable fund balance classification includes amounts that cannot be spent because they are not in spendable form or legally required to be maintained intact. The "not in spendable form" criterion includes items that are not expected to be converted to cash. It also includes the long-term amount of loans receivable in the general fund.

*Restricted* - Fund balance is reported as restricted when constraints are placed on the use of resources that are either externally imposed by creditors (such as through debt covenants), grantors, contributors, or laws or regulations of other governments, or imposed by law through constitutional provisions or enabling legislation.

**WEST CLERMONT LOCAL SCHOOL DISTRICT  
CLERMONT COUNTY, OHIO**

NOTES TO THE BASIC FINANCIAL STATEMENTS  
FOR THE FISCAL YEAR ENDED JUNE 30, 2021

**NOTE 2 - SUMMARY OF SIGNIFICANT ACCOUNTING POLICIES - (Continued)**

Committed - The committed fund balance classification includes amounts that can be used only for the specific purposes imposed by a formal action (resolution) of the District Board of Education (the highest level of decision making authority). Those committed amounts cannot be used for any other purpose unless the District Board of Education removes or changes the specified use by taking the same type of action (resolution) it employed to previously commit those amounts. Committed fund balance also incorporates contractual obligations to the extent that existing resources in the fund have been specifically committed for use in satisfying those contractual requirements.

Assigned - Amounts in the assigned fund balance classification are intended to be used by the District for specific purposes but do not meet the criteria to be classified as restricted nor committed. In governmental funds other than the General Fund, assigned fund balance represents the remaining amount that is not restricted or committed. In the General Fund, assigned amounts represent intended uses established by policies of the District Board of Education, which includes giving the Treasurer the authority to constrain monies for intended purposes.

Unassigned - Unassigned fund balance is the residual classification for the General Fund and includes all spendable amounts not contained in the other classifications. In other governmental funds, the unassigned classification is only used to report a deficit fund balance resulting from overspending for specific purposes for which amounts had been restricted, committed, or assigned.

The District applies restricted resources first when expenditures are incurred for purposes for which restricted and unrestricted (committed, assigned, and unassigned) fund balance is available. Similarly, within unrestricted fund balance, committed amounts are reduced first followed by assigned, and then unassigned amounts when expenditures are incurred for purposes for which amounts in any of the unrestricted fund balance classifications could be used.

**N. Net Position**

Net position represents the difference between assets and deferred outflows and liabilities and deferred inflows. The net position component "net investment in capital assets," consists of capital assets, net of accumulated depreciation, reduced by the outstanding balances of any borrowing used for the acquisition, construction or improvement of those assets. Deferred outflows of resources and deferred inflows of resources that are attributable to the acquisition, construction or improvement of those assets or related debt also should be included in this component of net position. Net position is reported as restricted when there are limitations imposed on its use either through the enabling legislation adopted by the District or through external restrictions imposed by creditors, grantors or laws or regulations of other governments.

The District applies restricted resources first when an expense is incurred for purposes for which both restricted and unrestricted net position is available.

**O. Estimates**

The preparation of the basic financial statements in conformity with GAAP requires management to make estimates and assumptions that affect the amounts reported in the basic financial statements and accompanying notes. Actual results may differ from those estimates.

**P. Interfund Activity**

Exchange transactions between funds are reported as revenues in the seller funds and as expenditures/expenses in the purchaser funds. Flows of cash or goods from one fund to another without a requirement for repayment are reported as interfund transfers. Interfund transfers are reported as other financing sources/uses in governmental funds. Repayments from funds responsible for particular expenditures/expenses to the funds that initially paid for them are not presented on the basic financial statements.



**WEST CLERMONT LOCAL SCHOOL DISTRICT  
CLERMONT COUNTY, OHIO**

NOTES TO THE BASIC FINANCIAL STATEMENTS  
FOR THE FISCAL YEAR ENDED JUNE 30, 2021

**NOTE 2 - SUMMARY OF SIGNIFICANT ACCOUNTING POLICIES - (Continued)**

**Q. Extraordinary and Special Items**

Extraordinary items are transactions or events that are both unusual in nature and infrequent in occurrence. Special items are transactions or events that are within the control of the Board of Education and that are either unusual in nature or infrequent in occurrence. The District did not have any extraordinary or special items during fiscal year 2021.

**R. Bond Issuance Costs and Unamortized Bond Premiums, Discounts and Prepaid Bond Insurance**

On the governmental fund financial statements, insurance costs, and bond premiums/discounts are recognized in the current period. On governmental fund financial statements and government-wide financial statements, bond issuance costs are recognized in the current period.

Bond premiums and discounts are deferred and amortized over the term of the bonds. Bond premiums/discounts are presented as an addition/reduction to the face amount of the bonds.

Prepaid bond insurance is amortized over the period of coverage and reported as a prepayment on the government-wide financial statements.

**S. Pensions/Other Postemployment Benefits (OPEB)**

For purposes of measuring the net pension/OPEB liability, net OPEB asset, deferred outflows of resources and deferred inflows of resources related pensions/OPEB, and pension/OPEB expense, information about the fiduciary net position of the pension/OPEB plans and additions to/deductions from their fiduciary net position have been determined on the same basis as they are reported by the pension/OPEB plan. For this purpose, benefit payments (including refunds of employee contributions) are recognized when due and payable in accordance with the benefit terms. The pension/OPEB plans report investments at fair value.

**T. Fair Value**

The District categorizes its fair value measurements within the fair value hierarchy established by generally accepted accounting principles. The hierarchy is based on the valuation inputs used to measure the fair value of the asset. Level 1 inputs are quoted prices in active markets for identical assets; Level 2 inputs are significant other observable inputs; Level 3 inputs are significant unobservable inputs.

**NOTE 3 - ACCOUNTABILITY AND COMPLIANCE**

**A. Change in Accounting Principles**

For fiscal year 2021, the District has applied GASB Statement No. 95, "*Postponement of the Effective Dates of Certain Authoritative Guidance*." GASB Statement No. 95 provides temporary relief to governments and other stakeholders in light of the COVID-19 pandemic. This objective is accomplished by postponing the effective dates of certain provisions in Statements and Implementation Guides that first became effective or are scheduled to become effective for periods beginning after June 15, 2018, and later.

Certain provisions contained in the following pronouncements were scheduled to be implemented for the fiscal year ended June 30, 2021. Due to the implementation of GASB Statement No. 95, the effective dates of certain provisions contained in these pronouncements are postponed until the fiscal year ended June 30, 2022:

**WEST CLERMONT LOCAL SCHOOL DISTRICT  
CLERMONT COUNTY, OHIO**

NOTES TO THE BASIC FINANCIAL STATEMENTS  
FOR THE FISCAL YEAR ENDED JUNE 30, 2021

**NOTE 3 - ACCOUNTABILITY AND COMPLIANCE - (Continued)**

- Statement No. 87, Leases
- Implementation Guide No. 2019-3, Leases
- Statement No. 89, Accounting for Interest Cost Incurred before the End of a Construction Period
- Statement No. 92, Omnibus 2020
- Statement No. 93, Replacement of Interbank Offered Rates

For fiscal year 2021, the District has implemented GASB Statement No. 98, “The Annual Comprehensive Financial Report.” GASB Statement No. 98 establishes the term annual comprehensive financial report and its acronym ACFR. That new term and acronym replace instances of comprehensive annual financial report and its acronym in general accepted accounting principles for state and local governments. The implementation of GASB Statement No. 98 did not have an effect on the financial statements of the District.

**B. Deficit Fund Balances**

Fund balances at June 30, 2021 included the following individual fund deficits:

<u>Nonmajor funds</u>	<u>Deficit</u>
Food Service	\$ 28,388
Auxiliary Services	28,226
Student Wellness and Success	223,213
Elementary and Secondary School Emergency Relief (ESSER)	1,150,756
Coronavirus Relief	196,214
Title VI-B	214,326
Title III	2,424
Title I	96,251
Preschool Grant	9,149
Supporting Effective Instruction	30,577
Miscellaneous Federal Grants	49,529

The general fund is liable for any deficit in these funds and provides transfers when cash is required, not when accruals occur. The deficit fund balances resulted from adjustments for accrued liabilities.

**NOTE 4 - DEPOSITS AND INVESTMENTS**

State statutes classify monies held by the District into three categories.

Active deposits are public deposits necessary to meet current demands on the treasury. Such monies must be maintained either as cash in the District treasury, in commercial accounts payable or withdrawable on demand, including negotiable order of withdrawal (NOW) accounts, or in money market deposit accounts.

Inactive deposits are public deposits that the Board of Education has identified as not required for use within the current five year period of designation of depositories. Inactive deposits must either be evidenced by certificates of deposit maturing not later than the end of the current period of designation of depositories, or by savings or deposit accounts including, but not limited to, passbook accounts.

Interim deposits are deposits of interim monies. Interim monies are those monies which are not needed for immediate use, but which will be needed before the end of the current period of designation of depositories. Interim deposits must be evidenced by time certificates of deposit maturing not more than one year from the date of deposit or by savings or deposit accounts including passbook accounts.

**WEST CLERMONT LOCAL SCHOOL DISTRICT  
CLERMONT COUNTY, OHIO**

NOTES TO THE BASIC FINANCIAL STATEMENTS  
FOR THE FISCAL YEAR ENDED JUNE 30, 2021

**NOTE 4 - DEPOSITS AND INVESTMENTS - (Continued)**

Interim monies may be deposited or invested in the following securities:

1. United States Treasury Notes, Bills, Bonds, or any other obligation or security issued by the United States Treasury or any other obligation guaranteed as to principal and interest by the United States;
2. Bonds, notes, debentures, or any other obligations or securities issued by any federal government agency or instrumentality, including, but not limited to, the Federal National Mortgage Association, Federal Home Loan Bank, Federal Farm Credit Bank, Federal Home Loan Mortgage Corporation and Government National Mortgage Association. All federal agency securities shall be direct issuances of federal government agencies or instrumentalities;
3. Written repurchase agreements in the securities listed above provided that the fair value of the securities subject to the repurchase agreement must exceed the principal value of the agreement by at least two percent and be marked to market daily, and that the term of the agreement must not exceed thirty days;
4. Bonds and other obligations of the State of Ohio, and with certain limitations including a requirement for maturity within ten years from the date of settlement, bonds and other obligations of political subdivision of the State of Ohio, if trading requirements have been met;
5. Time certificates of deposit or savings or deposit accounts including, but not limited to, passbook accounts;
6. No-load money market mutual funds consisting exclusively of obligations described in items (1) and (2) above and repurchase agreements secured by such obligations, provided that investments in securities described in this division are made only through eligible institutions;
7. The State Treasurer's investment pool, the State Treasury Asset Reserve of Ohio (STAR Ohio);
8. Certain bankers' acceptances (for a period not to exceed one hundred eighty days) and commercial paper notes (for a period not to exceed two hundred seventy days) in an amount not to exceed 40 percent of the interim monies available for investment at any one time if trading requirements have been met; and,

Protection of the District's deposits is provided by the Federal Deposit Insurance Corporation (FDIC), by eligible securities pledged by the financial institution as security for repayment, by surety company bonds deposited with the Treasurer by the financial institution or by a single collateral pool established by the financial institution to secure the repayment of all public monies deposited with the institution.

Investments in stripped principal or interest obligations, reverse repurchase agreements and derivatives are prohibited. The issuance of taxable notes for the purpose of arbitrage, the use of leverage and short selling are also prohibited. Except as noted above, an investment must mature within five years from the date of purchase unless matched to a specific obligation or debt of the District and must be purchased with the expectation that it will be held to maturity. Investments may only be made through specified dealers and institutions. Payment for investments may be made only upon delivery of the securities representing the investments to the Treasurer or, if the securities are not represented by a certificate, upon receipt of confirmation of transfer from the custodian.

**A. Deposits with Financial Institutions**

At June 30, 2021, the carrying amount of all District deposits was \$3,105,626 and the bank balance of all District deposits was \$3,416,359. Of the bank balance, \$250,000 was covered by the FDIC, \$1,583,180 was covered by the Ohio Pooled Collateral System (OPCS), and \$1,583,179 was exposed to custodial credit risk.

**WEST CLERMONT LOCAL SCHOOL DISTRICT  
CLERMONT COUNTY, OHIO**

NOTES TO THE BASIC FINANCIAL STATEMENTS  
FOR THE FISCAL YEAR ENDED JUNE 30, 2021

**NOTE 4 - DEPOSITS AND INVESTMENTS - (Continued)**

Custodial credit risk is the risk that, in the event of bank failure, the District will not be able to recover deposits or collateral securities that are in the possession of an outside party. The District has no deposit policy for custodial credit risk beyond the requirements of State statute. Ohio law requires that deposits either be insured or protected by (1) eligible securities pledged to the District and deposited with a qualified trustee by the financial institution as security for repayment whose fair value at all times shall be at least 105 percent of the deposits being secured, or (2) participation in the Ohio Pooled Collateral System (OPCS), a collateral pool of eligible securities deposited with a qualified trustee and pledged to the Treasurer of State to secure the repayment of all public monies deposited in the financial institution. OPCS requires the total fair value of the securities pledged to be 102 percent of the deposits being secured or a rate set by the Treasurer of State. For 2021, the District's financial institutions were approved for a reduced collateral rate of 50 percent through the OPCS. Although all statutory requirements for the deposit of money had been followed, noncompliance with Federal requirements could potentially subject the District to a successful claim by the FDIC.

**B. Investments**

As of June 30, 2021, the District had the following investments and maturities:

<u>Investment type</u>	<u>Measurement Value</u>	<u>Investment Maturities</u>			
		<u>6 months or less</u>	<u>7 to 12 months</u>	<u>13 to 18 months</u>	<u>19 to 24 months</u>
<i>Fair value:</i>					
Negotiable CDs	\$ 2,206,126	\$ -	\$ 1,176,939	\$ 255,103	\$ 774,084
Commercial paper					
U.S. Government money market mutual fund	6,942	6,942	-	-	-
<i>Amortized cost:</i>					
STAR Ohio	<u>15,908,058</u>	<u>15,908,058</u>	<u>-</u>	<u>-</u>	<u>-</u>
Total	<u>\$ 18,121,126</u>	<u>\$ 15,915,000</u>	<u>\$ 1,176,939</u>	<u>\$ 255,103</u>	<u>\$ 774,084</u>

The weighted average maturity of investments is 0.14 years.

The District's investments in U.S. Government money market accounts are valued using quoted market prices in active markets (Level 1 inputs).

The District's investments in negotiable CDs are valued using quoted market prices that are not considered to be active, dealer quotations or alternative pricing sources for similar assets or liabilities for which all significant inputs are observable, either directly or indirectly (Level 2 inputs).

*Interest Rate Risk:* Interest rate risk arises because potential purchasers of debt securities will not agree to pay face value for those securities if interest rates subsequently increase. As a means of limiting its exposure to fair value losses arising from rising interest rates and according to State law, the District's investment policy limits investment portfolio maturities to five years or less.

*Credit Risk:* Standard & Poor's has assigned STAR Ohio an AAAM money market rating. Ohio law requires that STAR Ohio maintain the highest rating provided by at least one nationally recognized standard rating service. Investments in U.S. Government money markets are not rated. The negotiable certificates of deposit are fully covered by FDIC and are not rated. The District's investment policy does not address investment credit risk beyond the requirements of State statutes.

**WEST CLERMONT LOCAL SCHOOL DISTRICT  
CLERMONT COUNTY, OHIO**

NOTES TO THE BASIC FINANCIAL STATEMENTS  
FOR THE FISCAL YEAR ENDED JUNE 30, 2021

**NOTE 4 - DEPOSITS AND INVESTMENTS - (Continued)**

*Custodial Credit Risk:* For an investment, custodial credit risk is the risk that, in the event of the failure of the counterparty, the District will not be able to recover the value of its investments or collateral securities that are in the possession of an outside party. The negotiable CDs and U.S. Government obligations are exposed to custodial credit risk in that they are uninsured, unregistered and held by the counterparty's trust department or agent but not in the District's name. The District has no investment policy dealing with investment custodial risk beyond the requirement in State statute that prohibits payment for investments prior to the delivery of the securities representing such investments to the treasurer or qualified trustee.

*Concentration of Credit Risk:* The District places no limit on the amount that may be invested in any one issuer. The following table includes the percentage of each investment type held by the District at June 30, 2021:

<u>Investment type</u>	Measurement	
	<u>Value</u>	<u>% of Total</u>
<i>Fair value:</i>		
Negotiable CDs	\$ 2,206,126	12.17%
Commercial paper		
U.S. Government money		
market mutual fund	6,942	87.79%
<i>Amortized cost:</i>		
STAR Ohio	15,908,058	0.04%
Total	<u>\$ 18,121,126</u>	<u>100.00%</u>

**C. Reconciliation of Cash and Investments to the Statement of Net Position**

The following is a reconciliation of cash and investments as reported in the note above to cash and investments as reported on the statement of net position as of June 30, 2021:

<u>Cash and investments per note</u>	
Carrying amount of deposits	\$ 3,105,626
Investments	<u>18,121,126</u>
Total	<u>\$ 21,226,752</u>
 <u>Cash and investments per statement of net position</u>	
Governmental activities	<u>\$ 21,226,752</u>

**NOTE 5 - INTERFUND TRANSACTIONS**

A. Interfund transfers for the year ended June 30, 2021, consisted of the following, as reported on the fund statements:

	<u>Amount</u>
<u>Transfers from General Fund to:</u>	
<i>Nonmajor Governmental Funds</i>	
Food Service	\$ 91,818
District Managed Student Activities	<u>418,304</u>
Total	<u>\$ 510,122</u>

**WEST CLERMONT LOCAL SCHOOL DISTRICT  
CLERMONT COUNTY, OHIO**

NOTES TO THE BASIC FINANCIAL STATEMENTS  
FOR THE FISCAL YEAR ENDED JUNE 30, 2021

**NOTE 5 - INTERFUND TRANSACTIONS - (Continued)**

Transfers are used to move revenues from the fund that statute or budget required to collect them to the fund that statute or budget requires to expend them and to use unrestricted revenues collected in the General Fund to finance various programs accounted for in other funds in accordance with budgetary authorizations. The transfers from the General Fund to the nonmajor governmental funds were made to move unrestricted balances to support food service operations and student programs in the District Managed Student Activities Fund.

All transfers were made in compliance with Ohio Revised Code Sections 5705.14, 5705.15 and 5705.16.

**B.** Interfund loans receivable/payable consisted of the following at June 30, 2021, as reported on the fund statement:

<u>Receivable Fund</u>	<u>Payable Fund</u>	<u>Amount</u>
General	Nonmajor Governmental Funds:	
	Vocational Education Enhancements	\$ 3,606
	ESSER	2,631,185
	Coronavirus Relief	196,214
	Title VI-B	72
	Title III	5,349
	Supporting Effective Instruction	31,195
	Miscellaneous Federal Grants	<u>54,458</u>
	Total	<u>\$ 2,922,079</u>

The primary purpose of the interfund balances is to cover costs in specific funds where revenues were not received by June 30. These interfund balances will be repaid once the anticipated revenues are received. Interfund balances between governmental funds are eliminated on the government-wide statement of net position.

**NOTE 6 - PROPERTY TAXES**

Property taxes are levied and assessed on a calendar year basis while the District's fiscal year runs from July through June. First half tax collections are received by the District in the second half of the fiscal year. Second half tax distributions occur in the first half of the following fiscal year.

Property taxes include amounts levied against all real property and public utility property. Real property tax revenues received in calendar year 2021 represent the collection of calendar year 2020 taxes. Real property taxes received in calendar year 2021 were levied after April 1, 2020, on the assessed values as of January 1, 2020, the lien date. Assessed values for real property taxes are established by State statute at 35 percent of appraised market value. Real property taxes are payable annually or semiannually. If paid annually, payment is due December 31; if paid semiannually, the first payment is due December 31, with the remainder payable by June 20. Under certain circumstances, State statute permits alternate payment dates to be established. Public utility property tax revenues received in calendar year 2021 represent the collection of calendar year 2020 taxes. Public utility real and personal property taxes received in calendar year 2021 became a lien on December 31, 2019, were levied after April 1, 2020, and are collected with real property taxes. Public utility real property is assessed at 35 percent of true value; public utility tangible personal property is currently assessed at varying percentages of true value.

**WEST CLERMONT LOCAL SCHOOL DISTRICT  
CLERMONT COUNTY, OHIO**

NOTES TO THE BASIC FINANCIAL STATEMENTS  
FOR THE FISCAL YEAR ENDED JUNE 30, 2021

**NOTE 6 - PROPERTY TAXES - (Continued)**

The District receives property taxes from Clermont County. The County Auditor periodically advances to the District its portion of the taxes collected. Second-half real property tax payments collected by the County by June 30, 2021, are available to finance fiscal year 2021 operations. The amount available as an advance at June 30, 2021 was \$4,832,934 in the General Fund, \$163,491 in the Bond Retirement Fund (a nonmajor governmental fund) and \$591,952 in the Permanent Improvement Fund (a nonmajor governmental fund). This amount is recorded as revenue. The amount available for advance at June 30, 2020 was \$10,884,595 in the General fund, \$463,884 in the Bond Retirement fund (a nonmajor governmental fund) and \$1,679,581 in the Permanent Improvement Fund (a nonmajor governmental fund). The amount of second-half real property taxes available for advance at fiscal year-end can vary based on the date the tax bills are sent.

Accrued property taxes receivable includes real property, public utility property and delinquent tangible personal property taxes which are measurable as of June 30, 2021 and for which there is an enforceable legal claim. Although total property tax collections for the next fiscal year are measurable, only the amount of real property taxes available as an advance at June 30 was levied to finance current fiscal year operations and is reported as revenue at fiscal year-end. The portion of the receivable not levied to finance current fiscal year operations is offset by a credit to deferred inflows.

On the accrual basis of accounting, collectible delinquent property taxes have been recorded as a receivable and revenue, while on a modified accrual basis of accounting the revenue has been reported as a deferred inflow.

The assessed values upon which the fiscal year 2021 taxes were collected are:

	2020 Second Half Collections		2021 First Half Collections	
	<u>Amount</u>	<u>Percent</u>	<u>Amount</u>	<u>Percent</u>
Agricultural/residential and other real estate	\$ 1,395,021,370	95.75	\$ 1,559,618,920	95.74
Public utility personal	<u>61,979,810</u>	<u>4.25</u>	<u>69,449,360</u>	<u>4.26</u>
Total	<u>\$ 1,457,001,180</u>	<u>100.00</u>	<u>\$ 1,629,068,280</u>	<u>100.00</u>
Tax rate per \$1,000 of assessed valuation	\$ 55.40		\$ 61.80	

**NOTE 7 - PAYMENTS IN LIEU OF TAXES**

According to State law, Union Township and Pierce Township have entered into agreements with property owners under which Clermont County has granted property tax abatements to those property owners and agreed to construct certain infrastructure improvements. The property owners have agreed to make payments to Clermont County to help pay the costs of the infrastructure improvements. The amount of those payments generally reflects all or a portion of the property taxes which the property owners would have paid if their taxes had not been abated. The property owners' contractual promise to make these payments in lieu of taxes generally continues until the costs of the improvement have been paid or the agreement expires, whichever occurs first. Future development by those owners or others may result in subsequent agreements to make payments in lieu of taxes and may therefore spread the costs of the improvements to a larger number of property owners. The District received \$2,286,179 in payments in lieu of taxes during fiscal year 2021, and a receivable of \$2,519,058 has been reported on the statement of net position.

**NOTE 8 - TAX ABATEMENTS ENTERED INTO BY OTHER GOVERNMENTS**

Clermont County provides tax abatements under two programs: the Community Reinvestment Area (CRA) Program and the Enterprise Zone Program.

**WEST CLERMONT LOCAL SCHOOL DISTRICT  
CLERMONT COUNTY, OHIO**

NOTES TO THE BASIC FINANCIAL STATEMENTS  
FOR THE FISCAL YEAR ENDED JUNE 30, 2021

**NOTE 8 - TAX ABATEMENTS ENTERED INTO BY OTHER GOVERNMENTS - (Continued)**

The CRA Program provides tax exemptions on real property for residents and businesses who renovate existing buildings or construct new buildings in designated areas. Under the authority of Ohio Revised Code (ORC) Section 3735.67, the CRA programs are an economic development tool administered by municipal and county governments that provides real property tax exemptions for property owners who renovate existing or construct new buildings. CRA's are areas of land in which property owners can receive tax incentives for investing in real property improvements. Under the CRA program, local governments petition to the Ohio Development Services Agency (ODSA) for confirmation of a geographical area in which investment in housing is desired. Once an area is confirmed by the ODSA, local governments may offer real property tax exemptions to taxpayers that invest in that area. Property owners in the CRA can receive temporary tax abatements for renovation of existing structures and new construction in these areas. Property owners apply to the local legislative authority for approval to renovate or construct in the CRA. Upon approval and certification of completion, the amount of the abatement is deducted from the individual or entity's property tax bill.

The Enterprise Zone Program provides designated areas in which businesses can receive tax exemptions on eligible new investment of real property in conjunction with the creation of new jobs. These tax abatements reduce assessed value by a percentage agreed upon by the parties that authorize these types of agreements.

Under these agreements the District property taxes were reduced by approximately \$425,000 for fiscal year 2021.

**NOTE 9 - RECEIVABLES**

Receivables at June 30, 2021, consisted of taxes, payments in lieu of taxes, interfund, accounts (rent and student fees), accrued interest, and intergovernmental grants. All receivables are considered collectible in full due to the ability to foreclose for the nonpayment of taxes, the stable condition of State programs, and the current year guarantee of federal funds. All receivable amounts, except delinquent property taxes and Ohio School Facilities Construction Commission receivable, are expected to be received within one year.

A list of the District's intergovernmental receivables follows:

	<u>Amount</u>
<i>Major Fund</i>	
<i>General:</i>	
State Foundation	\$ 4,326
Medicaid Reimbursements	466,554
<i>Nonmajor Governmental Funds</i>	
<i>Nonmajor Special Revenue:</i>	
Vocational Education Enhancements	3,273
Miscellaneous State Grants	3,306
Coronavirus Relief	196,214
ESSER	1,150,756
Title VI-B	196,465
Title I	89,049
Preschool Grant	5,112
Supporting Effective Instruction	29,927
Miscellaneous Federal Grants	87,482
<i>Nonmajor Capital Projects:</i>	
Classroom Facilities	208,341
Total	\$ 2,440,805



**WEST CLERMONT LOCAL SCHOOL DISTRICT  
CLERMONT COUNTY, OHIO**

NOTES TO THE BASIC FINANCIAL STATEMENTS  
FOR THE FISCAL YEAR ENDED JUNE 30, 2021

**NOTE 10 - CAPITAL ASSETS**

Capital asset activity for the fiscal year ended June 30, 2021, was as follows:

<b>Governmental activities:</b>	<u>Balance</u> <u>June 30, 2020</u>	<u>Additions</u>	<u>Deductions</u>	<u>Balance</u> <u>June 30, 2021</u>
<i>Capital assets, not being depreciated:</i>				
Land	\$ 7,411,399	\$ -	\$ -	\$ 7,411,399
Construction in progress	21,002,076	-	(21,002,076)	-
Total capital assets, not being depreciated	<u>28,413,475</u>	<u>-</u>	<u>(21,002,076)</u>	<u>7,411,399</u>
<i>Capital assets, being depreciated:</i>				
Land and other improvements	12,250,080	81,437	-	12,331,517
Buildings and improvements	159,240,217	24,471,783	-	183,712,000
Equipment	5,602,631	304,961	-	5,907,592
Vehicles	735,252	69,685	-	804,937
Total capital assets, being depreciated	<u>177,828,180</u>	<u>24,927,866</u>	<u>-</u>	<u>202,756,046</u>
<i>Less: accumulated depreciation:</i>				
Land and other improvements	(1,089,905)	(363,065)	-	(1,452,970)
Buildings and improvements	(23,917,814)	(5,308,575)	-	(29,226,389)
Equipment	(2,522,597)	(415,264)	-	(2,937,861)
Vehicles	(535,257)	(29,211)	-	(564,468)
Total accumulated depreciation	<u>(28,065,573)</u>	<u>(6,116,115)</u>	<u>-</u>	<u>(34,181,688)</u>
Total capital assets being depreciated, net	<u>149,762,607</u>	<u>18,811,751</u>	<u>-</u>	<u>168,574,358</u>
Governmental activities capital assets, net	<u>\$ 178,176,082</u>	<u>\$ 18,811,751</u>	<u>\$ (21,002,076)</u>	<u>\$ 175,985,757</u>

Depreciation expense was charged to governmental functions as follows:

Instruction:

Regular	\$ 1,454,821
Special	33,991
Vocational	14,851

Support services:

Pupil	43,992
Instructional staff	41,005
Administration	102,281
Operations and maintenance	3,960,738
Central	125,588

Operation of noninstructional services:

Food service operations	231,629
Other non-instructional services	22,372
Extracurricular activities	84,847

Total depreciation expense \$ 6,116,115

**WEST CLERMONT LOCAL SCHOOL DISTRICT  
CLERMONT COUNTY, OHIO**

NOTES TO THE BASIC FINANCIAL STATEMENTS  
FOR THE FISCAL YEAR ENDED JUNE 30, 2021

**NOTE 11 - LONG-TERM OBLIGATIONS**

During the fiscal year 2021, the following changes occurred in governmental activities long-term obligations.

	Original Issue	Maturity Date	Balance July 1, 2020	Additions	Reductions	Balance June 30, 2021	Amounts Due Within One Year
<i>Revenue Bonds Payable:</i>							
Clermont County Port Authority							
Lease Revenue Bonds 2015 2.25% - 5.00%	\$ 99,255,000	12/1/2053	\$ 98,755,000	\$ -	\$ (750,000)	\$ 98,005,000	\$ 1,370,000
Unamortized Discount			(128,607)	-	3,848	(124,759)	-
Total Revenue Bonds			<u>98,626,393</u>	<u>-</u>	<u>(746,152)</u>	<u>97,880,241</u>	<u>1,370,000</u>
<i>General Obligation Bonds Payable:</i>							
Classroom Facilities Refunding 2016, 1.75% - 5.00%	22,770,000	12/1/2036	21,695,000	-	(935,000)	20,760,000	975,000
Unamortized Premium			1,721,149	-	(104,840)	1,616,309	-
Total General Obligation Bonds			<u>23,416,149</u>	<u>-</u>	<u>(1,039,840)</u>	<u>22,376,309</u>	<u>975,000</u>
Net Pension Liability			85,023,706	10,315,336	-	95,339,042	-
Net OPEB Liability			8,986,018	-	(1,492,403)	7,493,615	-
Compensated Absences			1,855,781	531,407	(515,973)	1,871,215	881,557
Capital Leases			663,253	-	(132,215)	531,038	139,647
Total Governmental Activities			<u>\$ 218,571,300</u>	<u>\$ 10,846,743</u>	<u>\$ (3,926,583)</u>	<u>\$ 225,491,460</u>	<u>\$ 3,366,204</u>

The Clermont County Port Authority Lease Revenue Bonds, Series 2015 will be paid from the Permanent Improvement Fund (a nonmajor governmental fund). The Classroom Facilities Refunding General Obligation Bonds will be paid from the Bond Retirement Fund (a nonmajor governmental fund). Compensated absences will be paid from the fund from which the person is paid, which is primarily the General Fund. The capital leases will be paid from the General Fund.

Detail on the net pension liability and OPEB liability can be found in Notes 15 and 16, respectively. The District pays obligations related to employee compensation from the fund benefitting from their services, which is primarily the General Fund.

**WEST CLERMONT LOCAL SCHOOL DISTRICT  
CLERMONT COUNTY, OHIO**

NOTES TO THE BASIC FINANCIAL STATEMENTS  
FOR THE FISCAL YEAR ENDED JUNE 30, 2021

**NOTE 11 - LONG-TERM OBLIGATIONS - (Continued)**

Principal and interest requirements to retire the revenue bonds and general obligation bonds outstanding at year-end are as follows:

Fiscal Year Ending June 30,	Revenue Bonds Payable			General Obligation Bonds Payable		
	Principal	Interest	Total	Principal	Interest	Total
2022	\$ 1,370,000	\$ 4,227,596	\$ 5,597,596	\$ 975,000	\$ 783,012	\$ 1,758,012
2023	1,400,000	4,197,783	5,597,783	995,000	741,137	1,736,137
2024	1,430,000	4,145,913	5,575,913	1,035,000	690,388	1,725,388
2025	1,500,000	4,072,283	5,572,283	1,135,000	641,137	1,776,137
2026	1,575,000	3,995,011	5,570,011	1,240,000	586,763	1,826,763
2027-2031	9,155,000	18,960,332	28,115,332	6,505,000	2,208,351	8,713,351
2032-2036	11,705,000	16,326,604	28,031,604	7,225,000	1,068,619	8,293,619
2037-2041	14,660,000	13,337,093	27,997,093	1,650,000	33,000	1,683,000
2042-2046	17,860,000	10,034,316	27,894,316	-	-	-
2047-2051	21,860,000	5,872,733	27,732,733	-	-	-
2052-2054	15,490,000	1,071,857	16,561,857	-	-	-
Total	\$ 98,005,000	\$ 86,241,521	\$ 184,246,521	\$ 20,760,000	\$ 6,752,407	\$ 27,512,407

The Ohio Revised Code provides that voted net general obligation debt of the District shall never exceed 9% of the total assessed valuation of the District. The code further provides that unvoted indebtedness shall not exceed 1/10 of 1% of the property valuation of the District. The effects of these debt limitations at June 30, 2021 are a voted debt margin of \$129,022,738 and an un-voted debt margin of \$1,629,068. The Lease Revenue Bonds, Series 2015 are not subject to these limitations.

Classroom Facilities Refunding General Obligation Bonds, Series 2016

On November 7, 2016, the District issued \$22,770,000 in general obligation bonds (Series 2016 Refunding Bonds) to advance refund \$22,825,000 of series 2008 Classroom Facilities general obligation bonds.

The issuance proceeds were used to purchase securities which were placed in an irrevocable trust to provide resources for all future debt service payments on the refunded debt. This refunded debt is considered defeased (in-substance) and accordingly, has been removed from the statement of net position.

The refunding issue is comprised of current interest bonds, par value \$22,770,000. The interest rates on the current interest bonds range from 1.75% to 5.00%. Interest payments of the current interest bonds are due on June 1 and December 1 of each year. The final maturity date stated on the issue is December 1, 2036.

The reacquisition price exceeded the net carrying amount of the old debt by \$1,347,063. This amount is being netted against the new debt and amortized over the remaining life of the refunded debt, which is equal to the life of the new debt issued. This advance refunding was undertaken to reduce the combined total debt service payments over 20 years by \$3,028,533 and resulted in a net present value economic gain of \$2,345,742.

Clermont County Port Authority Lease Revenue Bonds, Series 2015 - On October 1, 2015, the Clermont County Port Authority (the "Port Authority") issued \$99,255,000 in serial and term lease revenue bonds. The bonds were issued by the Port on behalf of the District to acquire, construct, improve, furnish, and equip a new high school. The Series 2015 Bonds are special obligations of the Port Authority. The Series 2015 Bonds do not constitute a general obligation, general debt or general bonded indebtedness of the Port Authority, the Township, the County, or the State or any of its political subdivisions.

**WEST CLERMONT LOCAL SCHOOL DISTRICT  
CLERMONT COUNTY, OHIO**

NOTES TO THE BASIC FINANCIAL STATEMENTS  
FOR THE FISCAL YEAR ENDED JUNE 30, 2021

**NOTE 11 - LONG-TERM OBLIGATIONS - (Continued)**

In order to finance the project, which is located on real property owned by the District, the District leased the project site to the Port Authority for \$1 pursuant to a ground lease dated as of October 1, 2015 (the "Ground Lease"). In addition, the District has agreed to provide a ground lease of the property on which the District's two existing high schools are located during the term of the construction project, under the Ground Lease. In addition, the District and the Port Authority (the "Lessee") entered into a lease agreement dated as of October 1, 2015 pursuant to which the Port Authority (the "Lessor") will lease the project site to the District in consideration for the District's agreement to construct, improve, furnish and equip the project facilities as agent of the Lessor, and make payments of base rent and certain additional rents. By the assignment of the Lease dated October 1, 2015, the Lessor assigned to the U.S. Bank National Association (the "Trustee") all of its rights, title and interest under the Ground Lease and Lease in the project to the Trustee for the benefit of the owners of the Series 2015 Bonds. By the Trust Indenture dated as of October 1, 2015, the Lessor transferred certain rights in the project to the Trustee and provided for receipt and disbursements of all lease payments. The Lessor is not financially liable for the lease payments, and owners of the Series 2015 Bonds will have no right to look to the Lessor for payment.

The Series 2015 Bonds are payable primarily from the base rent to be paid by the District to the Trustee as an assignee of all rights of the Lessor. The sources of payment of the Series 2015 Bonds are the pledged revenues, which include base rent paid by the District under the Lease, amounts held by the Trustee in the bond fund and the bond reserve fund, and all income and profit from the investment of the foregoing moneys. While all General Fund revenues of the District will be available to pay the base rent due under the lease, it is expected the base rent will primarily be paid from the inside millage allocated for permanent improvement purposes and District TIF revenues. The interest payments on the Series 2015 Bonds required 99.12% of the pledged revenues for fiscal year 2021. The total principal and interest remaining on the Series 2015 bonds is \$184,246,521.

The Series 2015 Bonds are guaranteed by a municipal insurance policy provided by Build America Mutual. The policy guarantees the scheduled payment of principal and interest on the bonds when due as set forth in the form of the policy. The Series 2015 issue is comprised of serial bonds, par value \$29,385,000 and term bonds, par value \$69,870,000. Interest on the serial bonds ranges from 2.25% - 5.00% and will be paid each June 1 and December 1, commencing December 1, 2015. The serial bond payments are December 1, 2040, December 1, 2045 and December 1, 2053.

The term bonds maturing on or after December 1, 2040, are subject to mandatory sinking redemption price of 100% of the principal amount to be redeemed, plus accrued interest at the date of redemption, on December 1 in the years and in the respective principal amounts as follows:

<u>Year</u>	<u>Mandatory Sinking Fund Redemption</u>
2036	\$ 2,705,000
2037	2,815,000
2038	2,925,000
2039	3,045,000

The remaining principal amount of such bonds (\$3,170,000) will, unless previously redeemed, mature at stated maturity on December 1, 2040.

**WEST CLERMONT LOCAL SCHOOL DISTRICT  
CLERMONT COUNTY, OHIO**

NOTES TO THE BASIC FINANCIAL STATEMENTS  
FOR THE FISCAL YEAR ENDED JUNE 30, 2021

**NOTE 11 - LONG-TERM OBLIGATIONS - (Continued)**

The term bonds maturing on or before December 1, 2045, are subject to mandatory sinking redemption price of 100% of the principal amount to be redeemed, plus accrued interest at the date of redemption, on December 1 in the years and in the respective principal amounts as follows:

<u>Year</u>	Mandatory Sinking Fund <u>Redemption</u>
2041	\$ 3,295,000
2042	3,430,000
2043	3,565,000
2044	3,710,000

The remaining principal amount of such bonds (\$3,860,000) will, unless previously redeemed, mature at stated maturity on December 1, 2045.

The term bonds maturing on or before December 1, 2053, are subject to mandatory sinking redemption price of 100% of the principal amount to be redeemed, plus accrued interest at the date of redemption, on December 1 in the years and in the respective principal amounts as follows:

<u>Year</u>	Mandatory Sinking Fund <u>Redemption</u>
2046	\$ 4,015,000
2047	4,185,000
2048	4,365,000
2049	4,550,000
2050	4,745,000
2051	4,950,000
2052	5,160,000

The remaining principal amount of such bonds (\$5,380,000) will, unless previously redeemed, mature at stated maturity on December 1, 2053.

In years prior to 2016, the District defeased certain general obligation bonds by placing the proceeds of the new bonds in an irrevocable trust to provide for all future debt service payments on the old bonds. Accordingly, the trust account assets and the liability for the defeased bonds are not included on the District's financial statements.

**NOTE 12 - LEASES**

**A. Capital Leases - Lessee Disclosure**

In prior fiscal years, the District entered into capital leases in the amount of \$424,770 for the purpose of copiers and for \$521,950 for energy conservation measures. These lease agreements qualify as capital leases for accounting purposes and therefore, have been recorded at the present value of the future minimum lease payments as of the inception date as capital assets in the governmental activities of the statement of net position. Capital assets acquired by lease purchase have been capitalized under buildings and improvements and equipment in the amount of \$521,950 and \$424,770, respectively. Accumulated depreciation as of June 30, 2021 was \$359,252, leaving a current book value of \$587,467.

**WEST CLERMONT LOCAL SCHOOL DISTRICT  
CLERMONT COUNTY, OHIO**

NOTES TO THE BASIC FINANCIAL STATEMENTS  
FOR THE FISCAL YEAR ENDED JUNE 30, 2021

**NOTE 12 - LEASES - (Continued)**

The following is a schedule of the future minimum lease payments required under the capital leases and the present value of the minimum lease payments as of fiscal year-end:

<u>Year Ended June 30</u>	<u>Amount</u>
2022	\$ 163,750
2023	163,749
2024	66,157
2025	66,157
2026	66,157
2027 - 2028	<u>71,670</u>
Total minimum lease payment	597,640
Less: amount representing interest	<u>(66,602)</u>
Present value of minimum lease payments	<u>\$ 531,038</u>

**B. Operating Leases - Lessor Disclosure**

The District entered into an agreement on September 20, 2017, with Mercy Health Cincinnati, LLC, (“Lessee”) to lease square footage located in the health and wellness facility constructed by the District in conjunction with the new West Clermont High School (the “HealthPlex”), the right to use shared space within the HealthPlex, and the non-exclusive right to use the driveways, sidewalks and parking areas serving the District campus. The Lessee shall have the right to use the premises as medical offices, related healthcare uses, excluding, however, medical practices primarily dealing with behavioral health or drug addiction. The lease commenced in September 2017, the first day of the month in which the District turned over the premises and shared space to the Lessee. The lease term is for a period of fifteen years, with an option for the Lessee to renew the lease for two additional five-year terms by giving the District written notice of the intent to renew 365 days before the expiration of the original term.

The Lessee shall pay the District an annual rent equal to \$81,914, payable in twelve monthly installments, subject to an increase on each anniversary of the commencement date during the original term. The annual rent shall be increased by 1.5%, compounded.

The amount of the future lease payments required under the operating lease at June 30, 2021, for the original term, follows:

<u>Fiscal Year Ending June 30,</u>	<u>Amount</u>
2022	\$ 86,727
2023	88,028
2024	89,348
2025	90,688
2026	92,049
2027 - 2031	481,373
2032 - 2033	<u>117,466</u>
Total	<u>\$ 1,045,679</u>

**WEST CLERMONT LOCAL SCHOOL DISTRICT  
CLERMONT COUNTY, OHIO**

NOTES TO THE BASIC FINANCIAL STATEMENTS  
FOR THE FISCAL YEAR ENDED JUNE 30, 2021

**NOTE 12 - LEASES - (Continued)**

The lease agreement also provides for exclusive naming rights for the space, which shall be named the Mercy Health West Clermont HealthPlex, during the term of the lease. In consideration of the naming rights, exclusivity provisions, and all other benefits granted by the District under the agreement, the Lessor made a one-time naming rights fee payment to the District in the amount of \$200,000 upon execution of the lease. The naming rights fee was receipted into the West Clermont HealthPlex nonmajor special revenue fund during fiscal year 2018 and has been amortized over the life of the original lease term and reported as deferred inflows of resources on the statement of net position.

**NOTE 13 - NOTES PAYABLE**

The District issued Tax Anticipation Notes, Series 2021, dated January 15, 2021, in the amount of \$11,200,000. These notes were issued in anticipation of future tax revenue and the proceeds were used for general operations of the District. The note proceeds were deposited in the General Fund.

The Tax Anticipation Notes bore an interest rate of 1.375% and matured on April 21, 2021. The General Fund made payments of \$11,200,000 and \$41,067 in principal retirement and interest and fiscal charges, respectively, during fiscal year 2021 on the Tax Anticipation Notes. These notes were backed by the full faith and credit of the District.

**NOTE 14 - RISK MANAGEMENT**

The District is exposed to various risks of loss related to torts, theft, damage to or destruction of assets, errors and omissions, employee injuries, and natural disasters. The District addresses these risks by maintaining a comprehensive risk management program through the purchase of various types of liability, inland marine, and property insurance from private carriers. Settled claims have not exceeded commercial coverage in any of the past three years. A summary of significant coverage, which has not been significantly reduced from the prior year, follows:

<u>Type of Coverage</u>	<u>Amount of Coverage</u>	<u>Deductible</u>
Buildings and Contents		
Replacement Cost	\$159,397,550	\$ 5,000
Inland Marine Coverage	2,250,000	500
Boiler and Machinery	13,900,000	5,000
Automobile Liability	2,000,000	500
Earthquake	1,000,000	2,500
General Liability Per Occurrence	1,000,000	0
Employee Benefits Liability Total per Year	1,000,000	0

**NOTE 15 - DEFINED BENEFIT PENSION PLANS**

The statewide retirement systems provide both pension benefits and other postemployment benefits (OPEB).

***Net Pension Liability/Net OPEB Liability/Asset***

Pensions and OPEB are a component of exchange transactions - between an employer and its employees - of salaries and benefits for employee services. Pensions/OPEB are provided to an employee - on a deferred-payment basis - as part of the total compensation package offered by an employer for employee services each financial period.

**WEST CLERMONT LOCAL SCHOOL DISTRICT  
CLERMONT COUNTY, OHIO**

NOTES TO THE BASIC FINANCIAL STATEMENTS  
FOR THE FISCAL YEAR ENDED JUNE 30, 2021

**NOTE 15 - DEFINED BENEFIT PENSION PLANS - (Continued)**

The net pension/OPEB liability (asset) represent the District’s proportionate share of each pension/OPEB plan’s collective actuarial present value of projected benefit payments attributable to past periods of service, net of each pension/OPEB plan’s fiduciary net position. The net pension/OPEB liability (asset) calculation is dependent on critical long-term variables, including estimated average life expectancies, earnings on investments, cost of living adjustments and others. While these estimates use the best information available, unknowable future events require adjusting these estimates annually.

Ohio Revised Code limits the District’s obligation for this liability to annually required payments. The District cannot control benefit terms or the manner in which pensions/OPEB are financed; however, the District does receive the benefit of employees’ services in exchange for compensation including pension and OPEB.

GASB 68/75 assumes the liability is solely the obligation of the employer, because (1) they benefit from employee services; and (2) State statute requires funding to come from these employers. All pension contributions to date have come solely from these employers (which also includes pension costs paid in the form of withholdings from employees). The retirement systems may allocate a portion of the employer contributions to provide for these OPEB benefits. In addition, health care plan enrollees pay a portion of the health care costs in the form of a monthly premium. State statute requires the retirement systems to amortize unfunded pension liabilities within 30 years. If the pension amortization period exceeds 30 years, each retirement system’s board must propose corrective action to the State legislature. Any resulting legislative change to benefits or funding could significantly affect the net pension/OPEB liability (asset). Resulting adjustments to the net pension/OPEB liability (asset) would be effective when the changes are legally enforceable. The Ohio Revised Code permits, but does not require, the retirement systems to provide healthcare to eligible benefit recipients.

The remainder of this note includes the required pension disclosures. See Note 16 for the required OPEB disclosures.

The proportionate share of each plan’s unfunded benefits is presented as a long-term *net pension/OPEB liability (asset)* on the accrual basis of accounting. Any liability for the contractually-required pension contribution outstanding at the end of the year is included in intergovernmental payable on both the accrual and modified accrual basis of accounting.

***Plan Description - School Employees Retirement System (SERS)***

Plan Description - The District’s non-teaching employees participate in SERS, a cost-sharing multiple-employer defined benefit pension plan administered by SERS. SERS provides retirement, disability and survivor benefits, annual cost-of-living adjustments, and death benefits to plan members and beneficiaries. Authority to establish and amend benefits is provided by Ohio Revised Code Chapter 3309. SERS issues a publicly available, stand-alone financial report that includes financial statements, required supplementary information and detailed information about SERS’ fiduciary net position. That report can be obtained by visiting the SERS website at [www.ohsers.org](http://www.ohsers.org) under Employers/Audit Resources.

Age and service requirements for retirement are as follows:

	Eligible to Retire on or before August 1, 2017 *	Eligible to Retire after August 1, 2017
Full benefits	Age 65 with 5 years of services credit; or Any age with 30 years of service credit	Age 67 with 10 years of service credit; or Age 57 with 30 years of service credit
Actuarially reduced benefits	Age 60 with 5 years of service credit; or Age 55 with 25 years of service credit	Age 62 with 10 years of service credit; or Age 60 with 25 years of service credit

\* Members with 25 years of service credit as of August 1, 2017 will be included in this plan.



**WEST CLERMONT LOCAL SCHOOL DISTRICT  
CLERMONT COUNTY, OHIO**

**NOTES TO THE BASIC FINANCIAL STATEMENTS  
FOR THE FISCAL YEAR ENDED JUNE 30, 2021**

**NOTE 15 - DEFINED BENEFIT PENSION PLANS - (Continued)**

Annual retirement benefits are calculated based on final average salary multiplied by a percentage that varies based on years of service; 2.2% for the first thirty years of service and 2.5% for years of service credit over 30. Final average salary is the average of the highest three years of salary.

Effective January 1, 2018, SERS cost-of-living adjustment (COLA) changed from a fixed 3% annual increase to one based on the Consumer Price Index (CPI-W) with a cap of 2.5% and a floor of 0%. SERS also has the authority to award or suspend the COLA, or to adjust the COLA above or below CPI-W. SERS suspended the COLA increases for 2018, 2019 and 2020 for current retirees, and confirmed their intent to implement a four-year waiting period for the start of a COLA for future retirees. For 2021, the COLA was 0.5%.

Funding Policy - Plan members are required to contribute 10% of their annual covered salary and the District is required to contribute 14% of annual covered payroll. The contribution requirements of plan members and employers are established and may be amended by the SERS' Retirement Board up to statutory maximum amounts of 10% for plan members and 14% for employers. The Retirement Board, acting with the advice of the actuary, allocates the employer contribution rate among four of the System's funds (Pension Trust Fund, Death Benefit Fund, Medicare B Fund, and Health Care Fund). For the fiscal year ended June 30, 2021, the allocation to pension, death benefits, and Medicare B was 14.0%.

The District's contractually required contribution to SERS was \$1,624,970 for fiscal year 2021. Of this amount, \$100,062 is reported intergovernmental payable.

***Plan Description - State Teachers Retirement System (STRS)***

Plan Description - Licensed teachers participate in STRS, a cost-sharing multiple-employer public employee retirement system administered by STRS. STRS provides retirement and disability benefits to members and death and survivor benefits to beneficiaries. STRS issues a stand-alone financial report that includes financial statements, required supplementary information and detailed information about STRS' fiduciary net position. That report can be obtained by writing to STRS, 275 E. Broad St., Columbus, OH 43215-3771, by calling (888) 227-7877, or by visiting the STRS website at [www.strsoh.org](http://www.strsoh.org).

New members have a choice of three retirement plans: a Defined Benefit (DB) Plan, a Defined Contribution (DC) Plan and a Combined (CO) Plan. Benefits are established by Ohio Revised Code Chapter 3307. The DB Plan offers an annual retirement allowance based on final average salary multiplied by a percentage that varies based on years of service. Effective August 1, 2015, the calculation will be 2.2% of final average salary for the five highest years of earnings multiplied by all years of service. Effective July 1, 2017, the cost-of-living adjustment was reduced to zero. Members are eligible to retire at age 60 with five years of qualifying service credit, or age 55 with 28 years of service, or 33 years of service regardless of age. Eligibility changes will be phased in until August 1, 2026, when retirement eligibility for unreduced benefits will be five years of service credit and age 65, or 35 years of service credit and at least age 60.

The DC Plan allows members to place all of their member contributions and 9.53% of the 14% employer contributions into an investment account. Investment allocation decisions are determined by the member. The remaining 4.47% of the 14% employer rate is allocated to the defined benefit unfunded liability. A member is eligible to receive a retirement benefit at age 50 and termination of employment. The member may elect to receive a lifetime monthly annuity or a lump sum withdrawal.

The Combined Plan offers features of both the DB Plan and the DC Plan. In the Combined Plan, 12% of the 14% member rate goes to the DC Plan and the remaining 2% is applied to the DB Plan. Member contributions to the DC Plan are allocated among investment choices by the member, and contributions to the DB Plan from the employer and the member are used to fund the defined benefit payment at a reduced level from the regular DB Plan. The defined benefit portion of the Combined Plan payment is payable to a member on or after age 60 with five years of service. The defined contribution portion of the account may be taken as a lump sum payment or converted to a lifetime monthly annuity after termination of employment at age 50 and after termination of employment.

**WEST CLERMONT LOCAL SCHOOL DISTRICT  
CLERMONT COUNTY, OHIO**

NOTES TO THE BASIC FINANCIAL STATEMENTS  
FOR THE FISCAL YEAR ENDED JUNE 30, 2021

**NOTE 15 - DEFINED BENEFIT PENSION PLANS - (Continued)**

New members who choose the DC Plan or Combined Plan will have another opportunity to reselect a permanent plan during their fifth year of membership. Members may remain in the same plan or transfer to another STRS plan. The optional annuitization of a member's defined contribution account or the defined contribution portion of a member's Combined Plan account to a lifetime benefit results in STRS bearing the risk of investment gain or loss on the account. STRS has therefore included all three plan options as one defined benefit plan for GASB 68 reporting purposes.

A DB or Combined Plan member with five or more years of credited service who is determined to be disabled may qualify for a disability benefit. Eligible survivors of members who die before service retirement may qualify for monthly benefits. New members on or after July 1, 2013, must have at least ten years of qualifying service credit to apply for disability benefits. Members in the DC Plan who become disabled are entitled only to their account balance. If a member of the DC Plan dies before retirement benefits begin, the member's designated beneficiary is entitled to receive the member's account balance.

Funding Policy - Employer and member contribution rates are established by the State Teachers Retirement Board and limited by Chapter 3307 of the Ohio Revised Code. For fiscal year 2021, plan members were required to contribute 14% of their annual covered salary. The District was required to contribute 14%; the entire 14% was the portion used to fund pension obligations. The fiscal year 2021 contribution rates were equal to the statutory maximum rates.

The District's contractually required contribution to STRS was \$5,287,661 for fiscal year 2021. Of this amount, \$923,516 is reported as intergovernmental payable.

***Pension Liabilities, Pension Expense, and Deferred Outflows of Resources and Deferred Inflows of Resources Related to Pensions***

The net pension liability was measured as of June 30, 2020, and the total pension liability used to calculate the net pension liability was determined by an actuarial valuation as of that date. The District's proportion of the net pension liability was based on the District's share of contributions to the pension plan relative to the projected contributions of all participating entities.

Following is information related to the proportionate share and pension expense:

	<u>SERS</u>	<u>STRS</u>	<u>Total</u>
Proportion of the net pension liability			
prior measurement date	0.35068560%	0.28959219%	
Proportion of the net pension liability			
current measurement date	<u>0.33273210%</u>	<u>0.30306704%</u>	
Change in proportionate share	<u>-0.01795350%</u>	<u>0.01347485%</u>	
Proportionate share of the net pension			
liability	\$ 22,007,602	\$ 73,331,440	\$ 95,339,042
Pension expense	\$ 2,720,492	\$ 10,657,997	\$ 13,378,489

**WEST CLERMONT LOCAL SCHOOL DISTRICT  
CLERMONT COUNTY, OHIO**

NOTES TO THE BASIC FINANCIAL STATEMENTS  
FOR THE FISCAL YEAR ENDED JUNE 30, 2021

**NOTE 15 - DEFINED BENEFIT PENSION PLANS - (Continued)**

At June 30, 2021, the District reported deferred outflows of resources and deferred inflows of resources related to pensions from the following sources:

	<u>SERS</u>	<u>STRS</u>	<u>Total</u>
<b>Deferred outflows of resources</b>			
Differences between expected and actual experience	\$ 42,747	\$ 164,537	\$ 207,284
Net difference between projected and actual earnings on pension plan investments	1,397,036	3,566,119	4,963,155
Changes of assumptions	-	3,936,482	3,936,482
Difference between employer contributions and proportionate share of contributions/ change in proportionate share	183,117	4,110,905	4,294,022
Contributions subsequent to the measurement date	<u>1,624,970</u>	<u>5,287,661</u>	<u>6,912,631</u>
Total deferred outflows of resources	<u>\$ 3,247,870</u>	<u>\$ 17,065,704</u>	<u>\$ 20,313,574</u>
	<u>SERS</u>	<u>STRS</u>	<u>Total</u>
<b>Deferred inflows of resources</b>			
Differences between expected and actual experience	\$ -	\$ 468,906	\$ 468,906
Difference between employer contributions and proportionate share of contributions/ change in proportionate share	<u>686,609</u>	<u>-</u>	<u>686,609</u>
Total deferred inflows of resources	<u>\$ 686,609</u>	<u>\$ 468,906</u>	<u>\$ 1,155,515</u>

\$6,912,631 reported as deferred outflows of resources related to pension resulting from District contributions subsequent to the measurement date will be recognized as a reduction of the net pension liability in the fiscal year ending June 30, 2022.

Other amounts reported as deferred outflows of resources and deferred inflows of resources related to pension will be recognized in pension expense as follows:

	<u>SERS</u>	<u>STRS</u>	<u>Total</u>
Fiscal Year Ending June 30:			
2022	\$ (250,207)	\$ 4,036,581	\$ 3,786,374
2023	166,793	2,414,813	2,581,606
2024	582,315	2,690,483	3,272,798
2025	<u>437,390</u>	<u>2,167,260</u>	<u>2,604,650</u>
Total	<u>\$ 936,291</u>	<u>\$ 11,309,137</u>	<u>\$ 12,245,428</u>

**WEST CLERMONT LOCAL SCHOOL DISTRICT  
CLERMONT COUNTY, OHIO**

NOTES TO THE BASIC FINANCIAL STATEMENTS  
FOR THE FISCAL YEAR ENDED JUNE 30, 2021

**NOTE 15 - DEFINED BENEFIT PENSION PLANS - (Continued)**

***Actuarial Assumptions - SERS***

SERS' total pension liability was determined by their actuaries in accordance with GASB Statement No. 67, as part of their annual actuarial valuation for each defined benefit retirement plan. Actuarial valuations of an ongoing plan involve estimates of the value of reported amounts (e.g., salaries, credited service) and assumptions about the probability of occurrence of events far into the future (e.g., mortality, disabilities, retirements, employment termination). Actuarially determined amounts are subject to continual review and potential modifications, as actual results are compared with past expectations and new estimates are made about the future.

Projections of benefits for financial reporting purposes are based on the substantive plan (the plan as understood by the employers and plan members) and include the types of benefits provided at the time of each valuation and the historical pattern of sharing benefit costs between the employers and plan members to that point. The projection of benefits for financial reporting purposes does not explicitly incorporate the potential effects of legal or contractual funding limitations.

Actuarial calculations reflect a long-term perspective. For a newly hired employee, actuarial calculations will take into account the employee's entire career with the employer and also take into consideration the benefits, if any, paid to the employee after termination of employment until the death of the employee and any applicable contingent annuitant. In many cases actuarial calculations reflect several decades of service with the employer and the payment of benefits after termination.

Key methods and assumptions used in calculating the total pension liability in the latest actuarial valuation, prepared as of June 30, 2020, are presented below:

Wage inflation	3.00%
Future salary increases, including inflation	3.50% to 18.20%
COLA or ad hoc COLA	2.50%
Investment rate of return	7.50% net of investment expense, including inflation
Actuarial cost method	Entry age normal (level percent of payroll)

For 2020, the mortality rates were based on the RP-2014 Blue Collar Mortality Table with fully generational projection and a five-year age set-back for both males and females. Mortality among service retired members, and beneficiaries were based upon the RP-2014 Blue Collar Mortality Table with fully generational projection with Scale BB, 120% of male rates, and 110% of female rates. Mortality among disabled members was based upon the RP-2000 Disabled Mortality Table, 90% for male rates and 100% for female rates, set back five years is used for the period after disability retirement.

The most recent experience study was completed for the five year period ended June 30, 2015.

The long-term return expectation for the Pension Plan Investments has been determined using a building-block approach and assumes a time horizon, as defined in SERS' *Statement of Investment Policy*. A forecasted rate of inflation serves as the baseline for the return expectation. Various real return premiums over the baseline inflation rate have been established for each asset class. The long-term expected nominal rate of return has been determined by calculating a weighted average of the expected real return premiums for each asset class, adding the projected inflation rate, and adding the expected return from rebalancing uncorrelated asset classes.

**WEST CLERMONT LOCAL SCHOOL DISTRICT  
CLERMONT COUNTY, OHIO**

NOTES TO THE BASIC FINANCIAL STATEMENTS  
FOR THE FISCAL YEAR ENDED JUNE 30, 2021

**NOTE 15 - DEFINED BENEFIT PENSION PLANS - (Continued)**

The target allocation and best estimates of arithmetic real rates of return for each major asset class are summarized in the following table:

Asset Class	Target Allocation	Long-Term Expected Real Rate of Return
Cash	2.00 %	1.85 %
US Equity	22.50	5.75
International Equity	22.50	6.50
Fixed Income	19.00	2.85
Private Equity	12.00	7.60
Real Assets	17.00	6.60
Multi-Asset Strategies	5.00	6.65
Total	<u>100.00 %</u>	

**Discount Rate** - The total pension liability was calculated using the discount rate of 7.50%. The projection of cash flows used to determine the discount rate assumed the contributions from employers and from the members would be computed based on contribution requirements as stipulated by State statute. Projected inflows from investment earnings were calculated using the long-term assumed investment rate of return (7.50%). Based on those assumptions, the plan's fiduciary net position was projected to be available to make all future benefit payments of current plan members. Therefore, the long-term expected rate of return on pension plan investments was applied to all periods of projected benefits to determine the total pension liability.

**Sensitivity of the District's Proportionate Share of the Net Pension Liability to Changes in the Discount Rate** - Net pension liability is sensitive to changes in the discount rate, and to illustrate the potential impact the following table presents the net pension liability calculated using the discount rate of 7.50%, as well as what each plan's net pension liability would be if it were calculated using a discount rate that is one percentage point lower (6.50%), or one percentage point higher (8.50%) than the current rate.

	1% Decrease	Current Discount Rate	1% Increase
District's proportionate share of the net pension liability	\$ 30,147,728	\$ 22,007,602	\$ 15,177,882

**Actuarial Assumptions - STRS**

Key methods and assumptions used in the latest actuarial valuation, reflecting experience study results used in the June 30, 2020, actuarial valuation are presented below:

	June 30, 2020
Inflation	2.50%
Projected salary increases	12.50% at age 20 to 2.50% at age 65
Investment rate of return	7.45%, net of investment expenses, including inflation
Payroll increases	3.00%
Cost-of-living adjustments (COLA)	0.00%

**WEST CLERMONT LOCAL SCHOOL DISTRICT  
CLERMONT COUNTY, OHIO**

NOTES TO THE BASIC FINANCIAL STATEMENTS  
FOR THE FISCAL YEAR ENDED JUNE 30, 2021

**NOTE 15 - DEFINED BENEFIT PENSION PLANS - (Continued)**

For the June 30, 2020, actuarial valuation, post-retirement mortality rates for healthy retirees are based on the RP-2014 Annuitant Mortality Table with 50% of rates through age 69, 70% of rates between ages 70 and 79, 90% of rates between ages 80 and 84, and 100% of rates thereafter, projected forward generationally using mortality improvement scale MP-2016. Post-retirement disabled mortality rates are based on the RP-2014 Disabled Mortality Table with 90% of rates for males and 100% of rates for females, projected forward generationally using mortality improvement scale MP-2016. Pre-retirement mortality rates are based on RP-2014 Employee Mortality Table, projected forward generationally using mortality improvement scale MP-2016.

Actuarial assumptions used in the June 30, 2020 valuation are based on the results of an actuarial experience study for the period July 1, 2011 through June 30, 2016.

STRS Ohio's investment consultant develops an estimate range for the investment return assumption based on the target allocation adopted by the Retirement Board. The target allocation and long-term expected rate of return for each major asset class are summarized as follows:

Asset Class	Target Allocation	Long-Term Expected Real Rate of Return *
Domestic Equity	28.00 %	7.35 %
International Equity	23.00	7.55
Alternatives	17.00	7.09
Fixed Income	21.00	3.00
Real Estate	10.00	6.00
Liquidity Reserves	1.00	2.25
<b>Total</b>	<b>100.00 %</b>	

\*\*10-Year geometric nominal returns, which include the real rate of return and inflation of 2.25% and does not include investment expenses. Over a 30-year period, STRS' investment consultant indicates that the above target allocations should generate a return above the actuarial rate of return, without net value added by management.

**Discount Rate** - The discount rate used to measure the total pension liability was 7.45% as of June 30, 2020. The projection of cash flows used to determine the discount rate assumes member and employer contributions will be made at the statutory contribution rates in accordance with rate increases described above. For this purpose, only employer contributions that are intended to fund benefits of current plan members and their beneficiaries are included. Projected employer contributions that are intended to fund the service costs of future plan members and their beneficiaries, as well as projected contributions from future plan members, are not included. Based on those assumptions, STRS' fiduciary net position was projected to be available to make all projected future benefit payments to current plan members as of June 30, 2020. Therefore, the long-term expected rate of return on pension plan investments of 7.45% was applied to all periods of projected benefit payment to determine the total pension liability as of June 30, 2020.

**Sensitivity of the District's Proportionate Share of the Net Pension Liability to Changes in the Discount Rate** - The following table presents the District's proportionate share of the net pension liability calculated using the current period discount rate assumption of 7.45%, as well as what the District's proportionate share of the net pension liability would be if it were calculated using a discount rate that is one-percentage-point lower (6.45%) or one-percentage-point higher (8.45%) than the current rate:

	1% Decrease	Current Discount Rate	1% Increase
District's proportionate share of the net pension liability	\$ 104,411,204	\$ 73,331,440	\$ 46,993,929

**WEST CLERMONT LOCAL SCHOOL DISTRICT  
CLERMONT COUNTY, OHIO**

NOTES TO THE BASIC FINANCIAL STATEMENTS  
FOR THE FISCAL YEAR ENDED JUNE 30, 2021

**NOTE 16 - DEFINED BENEFIT OPEB PLANS**

***Net OPEB Liability/Asset***

See Note 15 for a description of the net OPEB liability (asset).

***Plan Description - School Employees Retirement System (SERS)***

Health Care Plan Description - The District contributes to the SERS Health Care Fund, administered by SERS for non-certificated retirees and their beneficiaries. For GASB 75 purposes, this plan is considered a cost-sharing other postemployment benefit (OPEB) plan. SERS' Health Care Plan provides healthcare benefits to eligible individuals receiving retirement, disability, and survivor benefits, and to their eligible dependents. Members who retire after June 1, 1986, need 10 years of service credit, exclusive of most types of purchased credit, to qualify to participate in SERS' health care coverage. In addition to age and service retirees, disability benefit recipients and beneficiaries who are receiving monthly benefits due to the death of a member or retiree, are eligible for SERS' health care coverage. Most retirees and dependents choosing SERS' health care coverage are over the age of 65 and therefore enrolled in a fully insured Medicare Advantage plan; however, SERS maintains a traditional, self-insured preferred provider organization for its non-Medicare retiree population. For both groups, SERS offers a self-insured prescription drug program. Health care is a benefit that is permitted, not mandated, by statute. The financial report of the Plan is included in the SERS Annual Comprehensive Financial Report which can be obtained on SERS' website at [www.ohsers.org](http://www.ohsers.org) under Employers/Audit Resources.

Access to health care for retirees and beneficiaries is permitted in accordance with Section 3309 of the Ohio Revised Code. The Health Care Fund was established and is administered in accordance with Internal Revenue Code Section 105(e). SERS' Retirement Board reserves the right to change or discontinue any health plan or program. Active employee members do not contribute to the Health Care Plan. The SERS Retirement Board established the rules for the premiums paid by the retirees for health care coverage for themselves and their dependents or for their surviving beneficiaries. Premiums vary depending on the plan selected, qualified years of service, Medicare eligibility, and retirement status.

Funding Policy - State statute permits SERS to fund the health care benefits through employer contributions. Each year, after the allocation for statutorily required pensions and benefits, the Retirement Board may allocate the remainder of the employer contribution of 14% of covered payroll to the Health Care Fund in accordance with the funding policy. For the fiscal year ended June 30, 2021, SERS did not allocate any employer contributions to post-employment health care. An additional health care surcharge on employers is collected for employees earning less than an actuarially determined minimum compensation amount, pro-rated if less than a full year of service credit was earned. For fiscal year 2021, this amount was \$23,000. Statutes provide that no employer shall pay a health care surcharge greater than 2% of that employer's SERS-covered payroll; nor may SERS collect in aggregate more than 1.5% of the total statewide SERS-covered payroll for the health care surcharge. For fiscal year 2021, the District's surcharge obligation was \$215,835.

The surcharge added to the allocated portion of the 14% employer contribution rate is the total amount assigned to the Health Care Fund. The District's contractually required contribution to SERS was \$215,835 for fiscal year 2021 and is reported as intergovernmental payable.

***Plan Description - State Teachers Retirement System (STRS)***

Plan Description - The State Teachers Retirement System of Ohio (STRS) administers a cost-sharing Health Plan administered for eligible retirees who participated in the defined benefit or combined pension plans offered by STRS. Ohio law authorizes STRS to offer this plan. Benefits include hospitalization, physicians' fees, prescription drugs and partial reimbursement of monthly Medicare Part B premiums. Medicare Part B premium reimbursements will be discontinued effective January 1, 2021. The Plan is included in the report of STRS which can be obtained by visiting [www.strsoh.org](http://www.strsoh.org) or by calling (888) 227-7877.

**WEST CLERMONT LOCAL SCHOOL DISTRICT  
CLERMONT COUNTY, OHIO**

NOTES TO THE BASIC FINANCIAL STATEMENTS  
FOR THE FISCAL YEAR ENDED JUNE 30, 2021

**NOTE 16 - DEFINED BENEFIT OPEB PLANS - (Continued)**

Funding Policy - Ohio Revised Code Chapter 3307 authorizes STRS to offer the Plan and gives the Retirement Board discretionary authority over how much, if any, of the health care costs will be absorbed by STRS. Active employee members do not contribute to the Health Care Plan. Nearly all health care plan enrollees, for the most recent year, pay a portion of the health care costs in the form of a monthly premium. Under Ohio law, funding for post-employment health care may be deducted from employer contributions, currently 14% of covered payroll. For the fiscal year ended June 30, 2021, STRS did not allocate any employer contributions to post-employment health care.

***OPEB Liabilities/Assets, OPEB Expense, and Deferred Outflows of Resources and Deferred Inflows of Resources Related to OPEB***

The net OPEB liability/asset was measured as of June 30, 2020, and the total OPEB liability/asset used to calculate the net OPEB liability/asset was determined by an actuarial valuation as of that date. The District's proportion of the net OPEB liability/asset was based on the District's share of contributions to the respective retirement systems relative to the contributions of all participating entities.

Following is information related to the proportionate share and OPEB expense:

	<u>SERS</u>	<u>STRS</u>	<u>Total</u>
Proportion of the net OPEB liability/asset prior measurement date	0.35732680%	0.28959219%	
Proportion of the net OPEB liability/asset current measurement date	<u>0.34479920%</u>	<u>0.30306704%</u>	
Change in proportionate share	<u>-0.01252760%</u>	<u>0.01347485%</u>	
Proportionate share of the net OPEB liability	\$ 7,493,615	\$ -	\$ 7,493,615
Proportionate share of the net OPEB asset	\$ -	\$ (5,326,401)	\$ (5,326,401)
OPEB expense	\$ 132,243	\$ (168,955)	\$ (36,712)

At June 30, 2021, the District reported deferred outflows of resources and deferred inflows of resources related to OPEB from the following sources:

	<u>SERS</u>	<u>STRS</u>	<u>Total</u>
<b>Deferred outflows of resources</b>			
Differences between expected and actual experience	\$ 98,421	\$ 341,295	\$ 439,716
Net difference between projected and actual earnings on OPEB plan investments	84,434	186,670	271,104
Changes of assumptions	1,277,400	87,924	1,365,324
Difference between employer contributions and proportionate share of contributions/change in proportionate share	467,153	550,986	1,018,139
Contributions subsequent to the measurement date	<u>215,835</u>	<u>-</u>	<u>215,835</u>
Total deferred outflows of resources	<u>\$ 2,143,243</u>	<u>\$ 1,166,875</u>	<u>\$ 3,310,118</u>



**WEST CLERMONT LOCAL SCHOOL DISTRICT  
CLERMONT COUNTY, OHIO**

NOTES TO THE BASIC FINANCIAL STATEMENTS  
FOR THE FISCAL YEAR ENDED JUNE 30, 2021

**NOTE 16 - DEFINED BENEFIT OPEB PLANS - (Continued)**

	<u>SERS</u>	<u>STRS</u>	<u>Total</u>
<b>Deferred inflows of resources</b>			
Differences between expected and actual experience	\$ 3,811,028	\$ 1,060,944	\$ 4,871,972
Changes of assumptions	188,746	5,059,190	5,247,936
Difference between employer contributions and proportionate share of contributions/ change in proportionate share	<u>365,499</u>	<u>-</u>	<u>365,499</u>
Total deferred inflows of resources	<u>\$ 4,365,273</u>	<u>\$ 6,120,134</u>	<u>\$ 10,485,407</u>

\$215,835 reported as deferred outflows of resources related to OPEB resulting from District contributions subsequent to the measurement date will be recognized as a reduction of the net OPEB liability/asset in the fiscal year ending June 30, 2022.

Other amounts reported as deferred outflows of resources and deferred inflows of resources related to OPEB will be recognized in OPEB expense as follows:

	<u>SERS</u>	<u>STRS</u>	<u>Total</u>
Fiscal Year Ending June 30:			
2022	\$ (470,083)	\$ (1,227,678)	\$ (1,697,761)
2023	(463,975)	(1,101,327)	(1,565,302)
2024	(464,970)	(1,057,006)	(1,521,976)
2025	(465,188)	(1,077,882)	(1,543,070)
2026	(404,596)	(235,120)	(639,716)
Thereafter	<u>(169,053)</u>	<u>(254,246)</u>	<u>(423,299)</u>
Total	<u>\$ (2,437,865)</u>	<u>\$ (4,953,259)</u>	<u>\$ (7,391,124)</u>

***Actuarial Assumptions - SERS***

The total OPEB liability is determined by SERS' actuaries in accordance with GASB Statement No. 74, as part of their annual actuarial valuation for each retirement plan. Actuarial valuations of an ongoing plan involve estimates of the value of reported amounts (e.g., salaries, credited service) and assumptions about the probability of occurrence of events far into the future (e.g., mortality, disabilities, retirements, employment terminations). Actuarially determined amounts are subject to continual review and potential modifications, as actual results are compared with past expectations and new estimates are made about the future.

Projections of benefits for financial reporting purposes are based on the substantive plan (the plan as understood by the employers and plan members) and include the types of benefits provided at the time of each valuation and the historical pattern of sharing benefit costs between the employers and plan members to that point. The projection of benefits for financial reporting purposes does not explicitly incorporate the potential effects of legal or contractual funding limitations.

Actuarial calculations reflect a long-term perspective. For a newly hired employee, actuarial calculations will take into account the employee's entire career with the employer and also take into consideration the benefits, if any, paid to the employee after termination of employment until the death of the employee and any applicable contingent annuitant. In many cases, actuarial calculations reflect several decades of service with the employer and the payment of benefits after termination.

**WEST CLERMONT LOCAL SCHOOL DISTRICT  
CLERMONT COUNTY, OHIO**

NOTES TO THE BASIC FINANCIAL STATEMENTS  
FOR THE FISCAL YEAR ENDED JUNE 30, 2021

**NOTE 16 - DEFINED BENEFIT OPEB PLANS - (Continued)**

Key methods and assumptions used in calculating the total OPEB liability in the latest actuarial valuation date of June 30, 2020 are presented below:

Wage inflation	3.00%
Future salary increases, including inflation	3.50% to 18.20%
Investment rate of return	7.50% net of investment expense, including inflation
Municipal bond index rate:	
Measurement date	2.45%
Prior measurement date	3.13%
Single equivalent interest rate, net of plan investment expense, including price inflation:	
Measurement date	2.63%
Prior measurement date	3.22%
Medical trend assumption:	
Measurement date	
Medicare	5.25 to 4.75%
Pre-Medicare	7.00 to 4.75%
Prior measurement date	
Medicare	5.25 to 4.75%
Pre-Medicare	7.00 to 4.75%

Mortality rates were based on the RP-2014 Blue Collar Mortality Table with fully generational projection and Scale BB, 120% of male rates and 110% of female rates. RP-2000 Disabled Mortality Table with 90% for male rates and 100% for female rates set back five years.

The most recent experience study was completed for the five year period ended June 30, 2015.

The long-term expected rate of return on plan assets is reviewed as part of the actuarial five-year experience study. The most recent study covers fiscal years 2010 through 2015, and was adopted by the Board on April 21, 2016. Several factors are considered in evaluating the long-term rate of return assumption including long-term historical data, estimates inherent in current market data, and a log-normal distribution analysis in which best-estimate ranges of expected future real rates of return were developed by the investment consultant for each major asset class. These ranges were combined to produce the long-term expected rate of return, 7.50%, by weighting the expected future real rates of return by the target asset allocation percentage and then adding expected inflation. The capital market assumptions developed by the investment consultant are intended for use over a 10-year horizon and may not be useful in setting the long-term rate of return for funding pension plans which covers a longer timeframe. The assumption is intended to be a long-term assumption and is not expected to change absent a significant change in the asset allocation, a change in the inflation assumption, or a fundamental change in the market that alters expected returns in future years.

**WEST CLERMONT LOCAL SCHOOL DISTRICT  
CLERMONT COUNTY, OHIO**

NOTES TO THE BASIC FINANCIAL STATEMENTS  
FOR THE FISCAL YEAR ENDED JUNE 30, 2021

**NOTE 16 - DEFINED BENEFIT OPEB PLANS - (Continued)**

The target asset allocation and best estimates of arithmetic real rates of return for each major asset class, as used in the June 30, 2015 five-year experience study, are summarized as follows:

Asset Class	Target Allocation	Long-Term Expected Real Rate of Return
Cash	2.00 %	1.85 %
US Equity	22.50	5.75
International Equity	22.50	6.50
Fixed Income	19.00	2.85
Private Equity	12.00	7.60
Real Assets	17.00	6.60
Multi-Asset Strategies	5.00	6.65
Total	<u>100.00 %</u>	

**Discount Rate** - The discount rate used to measure the total OPEB liability at June 30, 2020 was 2.63%. The discount rate used to measure total OPEB liability prior to June 30, 2019 was 3.22%. The projection of cash flows used to determine the discount rate assumed that contributions will be made from members and the System at the state statute contribution rate of 2.00% of projected covered employee payroll each year, which includes a 1.50% payroll surcharge and 0.50% of contributions from the basic benefits plan. Based on these assumptions, the OPEB plan's fiduciary net position was projected to become insufficient to make future benefit payments during the fiscal year ending June 30, 2025. Therefore, the long-term expected rate of return on OPEB plan assets was used to present value the projected benefit payments through the fiscal year ending June 30, 2024 and the Fidelity General Obligation 20-year Municipal Bond Index rate of 2.45%, as of June 30, 2020 (i.e. municipal bond rate), was used to present value the projected benefit payments for the remaining years in the projection. A municipal bond rate of 3.13% was used as of June 30, 2019. The total present value of projected benefit payments from all years was then used to determine the single rate of return that was used as the discount rate. The projection of future benefit payments for all current plan members was until the benefit payments ran out.

**Sensitivity of the District's Proportionate Share of the Net OPEB Liability to Changes in the Discount Rate and Changes in the Health Care Cost Trend Rates** - The net OPEB liability is sensitive to changes in the discount rate and the health care cost trend rate. The following table presents the net OPEB liability of SERS, what SERS' net OPEB liability would be if it were calculated using a discount rate that is 1 percentage point lower (1.63%) and higher (3.63%) than the current discount rate (2.63%). Also shown is what SERS' net OPEB liability would be based on health care cost trend rates that are 1 percentage point lower (6.00% decreasing to 3.75%) and higher (8.00% decreasing to 5.75%) than the current rate (7.00% decreasing to 4.75%).

	1% Decrease	Current Discount Rate	1% Increase
	District's proportionate share of the net OPEB liability	\$ 9,171,999	\$ 7,493,615

	1% Decrease	Current Trend Rate	1% Increase
	District's proportionate share of the net OPEB liability	\$ 5,900,652	\$ 7,493,615

**WEST CLERMONT LOCAL SCHOOL DISTRICT  
CLERMONT COUNTY, OHIO**

NOTES TO THE BASIC FINANCIAL STATEMENTS  
FOR THE FISCAL YEAR ENDED JUNE 30, 2021

**NOTE 16 - DEFINED BENEFIT OPEB PLANS - (Continued)**

***Actuarial Assumptions - STRS***

Key methods and assumptions used in the latest actuarial valuation, reflecting experience study results used in the June 30, 2020, actuarial valuation, compared with June 30, 2019, are presented below:

	June 30, 2020		June 30, 2019	
	Initial	Ultimate	Initial	Ultimate
Inflation	2.50%		2.50%	
Projected salary increases	12.50% at age 20 to 2.50% at age 65		12.50% at age 20 to 2.50% at age 65	
Investment rate of return	7.45%, net of investment expenses, including inflation		7.45%, net of investment expenses, including inflation	
Payroll increases	3.00%		3.00%	
Cost-of-living adjustments (COLA)	0.00%		0.00%	
Discount rate of return	7.45%		7.45%	
Blended discount rate of return	N/A		N/A	
Health care cost trends				
Medical				
Pre-Medicare	5.00%	4.00%	5.87%	4.00%
Medicare	-6.69%	4.00%	4.93%	4.00%
Prescription Drug				
Pre-Medicare	6.50%	4.00%	7.73%	4.00%
Medicare	11.87%	4.00%	9.62%	4.00%

Projections of benefits include the historical pattern of sharing benefit costs between the employers and retired plan members.

For healthy retirees the mortality rates are based on the RP-2014 Annuitant Mortality Table with 50% of rates through age 69, 70% of rates between ages 70 and 79, 90% of rates between ages 80 and 84, and 100% of rates thereafter, projected forward generationally using mortality improvement scale MP-2016. For disabled retirees, mortality rates are based on the RP-2014 Disabled Mortality Table with 90% of rates for males and 100% of rates for females, projected forward generationally using mortality improvement scale MP-2016.

Actuarial assumptions used in the June 30, 2020 valuation are based on the results of an actuarial experience study for the period July 1, 2011 through June 30, 2016.

***Assumption Changes Since the Prior Measurement Date*** - There were no changes in assumptions since the prior measurement date of June 30, 2019.

***Benefit Term Changes Since the Prior Measurement Date*** - There was no change to the claims costs process. Claim curves were updated to reflect the projected fiscal year end 2021 premium based on June 30, 2020 enrollment distribution. The non-Medicare subsidy percentage was increased effective January 1, 2021 from 1.984% to 2.055% per year of service. The non-Medicare frozen subsidy base premium was increased effective January 1, 2021. The Medicare subsidy percentages were adjusted effective January 1, 2021 to 2.1% for the AMA Medicare plan. The Medicare Part B monthly reimbursement elimination date was postponed indefinitely.

**WEST CLERMONT LOCAL SCHOOL DISTRICT  
CLERMONT COUNTY, OHIO**

NOTES TO THE BASIC FINANCIAL STATEMENTS  
FOR THE FISCAL YEAR ENDED JUNE 30, 2021

**NOTE 16 - DEFINED BENEFIT OPEB PLANS - (Continued)**

STRS' investment consultant develops an estimate range for the investment return assumption based on the target allocation adopted by the Retirement Board. The target allocation and long-term expected rate of return for each major asset class are summarized as follows:

Asset Class	Target Allocation	Long-Term Expected Real Rate of Return *
Domestic Equity	28.00 %	7.35 %
International Equity	23.00	7.55
Alternatives	17.00	7.09
Fixed Income	21.00	3.00
Real Estate	10.00	6.00
Liquidity Reserves	1.00	2.25
Total	<u>100.00 %</u>	

\*\*10-Year geometric nominal returns, which include the real rate of return and inflation of 2.25% and does not include investment expenses. Over a 30-year period, STRS' investment consultant indicates that the above target allocations should generate a return above the actuarial rate of return, without net value added by management.

**Discount Rate** - The discount rate used to measure the total OPEB asset was 7.45% as of June 30, 2020. The projection of cash flows used to determine the discount rate assumes STRS Ohio continues to allocate no employer contributions to the health care fund. Based on these assumptions, the OPEB plan's fiduciary net position was projected to be available to make all projected future benefit payments to current plan members. Therefore, the long-term expected rate of return on health care plan investments of 7.45% was used to measure the total OPEB asset as of June 30, 2020.

**Sensitivity of the District's Proportionate Share of the Net OPEB Asset to Changes in the Discount and Health Care Cost Trend Rate** - The following table represents the net OPEB asset as of June 30, 2020, calculated using the current period discount rate assumption of 7.45%, as well as what the net OPEB asset would be if it were calculated using a discount rate that is one percentage point lower (6.45%) or one percentage point higher (8.45%) than the current assumption. Also shown is the net OPEB asset as if it were calculated using health care cost trend rates that are one percentage point lower or one percentage point higher than the current health care cost trend rates.

	1% Decrease	Current Discount Rate	1% Increase
District's proportionate share of the net OPEB asset	\$ 4,634,313	\$ 5,326,401	\$ 5,913,608

	1% Decrease	Current Trend Rate	1% Increase
District's proportionate share of the net OPEB asset	\$ 5,877,158	\$ 5,326,401	\$ 4,655,492

**WEST CLERMONT LOCAL SCHOOL DISTRICT  
CLERMONT COUNTY, OHIO**

NOTES TO THE BASIC FINANCIAL STATEMENTS  
FOR THE FISCAL YEAR ENDED JUNE 30, 2021

**NOTE 17 - BUDGETARY BASIS OF ACCOUNTING**

While reporting financial position, results of operations, and changes in fund balance on the basis of generally accepted accounting principles (GAAP), the budgetary basis as provided by law is based upon accounting for certain transactions on a basis of cash receipts and disbursements.

The statement of revenue, expenditures and changes in fund balance - budget and actual (non-GAAP budgetary basis) presented for the General Fund is presented on the budgetary basis to provide a meaningful comparison of actual results with the budget. The major differences between the budget basis and the GAAP basis are that:

- (a) Revenues and other financing sources are recorded when received in cash (budget basis) as opposed to when susceptible to accrual (GAAP basis);
- (b) Expenditures and other financing uses are recorded when paid in cash (budget basis) as opposed to when the liability is incurred (GAAP basis);
- (c) In order to determine compliance with Ohio law, and to reserve that portion of the applicable appropriation, total outstanding encumbrances (budget basis) are recorded as the equivalent of an expenditure, as opposed to assigned or committed fund balance for that portion of outstanding encumbrances not already recognized as an account payable (GAAP basis);
- (d) Advances-in and advances-out are operating transactions (budget basis) as opposed to balance sheet transactions (GAAP basis);
- (e) Investments are reported at fair value (GAAP basis) as opposed to cost (budget basis); and,
- (f) Some funds are included in the General Fund (GAAP basis), but have separate legally adopted budgets (budget basis).

The adjustments necessary to convert the results of operations for the year on the budget basis to the GAAP basis for the General Fund is as follows:

**Net Change in Fund Balance**

	<u>General Fund</u>
Budget basis	\$ (2,531,869)
Net adjustment for revenue accruals	(5,816,138)
Net adjustment for expenditure accruals	10,914,506
Net adjustment for other sources/uses	(8,335,313)
Funds budgeted elsewhere	211,468
Adjustment for encumbrances	2,132,440
GAAP basis	<u>\$ (3,424,906)</u>

Certain funds that are legally budgeted in separate special revenue funds and custodial funds are considered part of the General Fund on a GAAP basis. This includes the Uniform School Supplies and Public School Support special revenue funds and the Benefit Escrow custodial fund.

**WEST CLERMONT LOCAL SCHOOL DISTRICT  
CLERMONT COUNTY, OHIO**

NOTES TO THE BASIC FINANCIAL STATEMENTS  
FOR THE FISCAL YEAR ENDED JUNE 30, 2021

**NOTE 18 - SET-ASIDES**

The District is required by State law to annually set-aside certain General Fund revenue amounts, as defined by statutory formula, for the acquisition and construction of capital improvements. Amounts not spent by the end of the fiscal year or offset by similarly restricted resources received during the year must be held in cash at fiscal year-end. This amount must be carried forward to be used for the same purpose in future years. Expenditures exceeding the set-aside requirement may not be carried forward to the next fiscal year.

The following cash basis information describes the change in the fiscal year-end set-aside amount for capital improvements. Disclosure of this information is required by State statute.

	<u>Capital Improvements</u>
Set-aside balance June 30, 2020	\$ -
Current year set-aside requirement	1,484,770
Current year qualifying expenditures	<u>(1,808,816)</u>
Total	<u>\$ (324,046)</u>
Balance carried forward to fiscal year 2022	<u>\$ -</u>
Set-aside balance June 30, 2021	<u>\$ -</u>

**NOTE 19 - CONTINGENCIES**

**A. Grants**

The District received financial assistance from federal and State agencies in the form of grants. The expenditure of funds received under these programs generally requires compliance with terms and conditions specified in the grant agreements and are subject to audit by the grantor agencies. Any disallowed claims resulting from such audits could become a liability of the general fund or other applicable funds. This also encompasses the Auditor of State's ongoing review of student attendance data; however, the effect of any such disallowed claims on the overall financial position of the District at June 30, 2021, if applicable, cannot be determined at this time.

**B. Litigation**

The District's is not party to potential claims or litigation that would materially affect the financial statements of the District.

**NOTE 20 - OTHER COMMITMENTS**

The District utilizes encumbrance accounting as part of its budgetary controls. Encumbrances outstanding at year end may be reported as part of restricted, committed, or assigned classifications of fund balance. At year end, the District's commitments for encumbrances in the governmental funds were as follows:

Fund	Year-End
General	\$ 1,527,009
Nonmajor Governmental Funds	<u>2,397,956</u>
Total	<u>\$ 3,924,965</u>

**WEST CLERMONT LOCAL SCHOOL DISTRICT  
CLERMONT COUNTY, OHIO**

**NOTES TO THE BASIC FINANCIAL STATEMENTS  
FOR THE FISCAL YEAR ENDED JUNE 30, 2021**

**NOTE 21 - COVID 19**

The United States and the State of Ohio declared a state of emergency in March of 2020 due to the COVID-19 pandemic. The financial impact of COVID-19 and the continuing emergency measures may impact subsequent periods of the District. The District's investment portfolio and the pension and other employee benefits plan in which the District participate fluctuates with market conditions, and due to market volatility, the amount of gains or losses that will be realized in subsequent periods, if any, cannot be determined. In addition, the impact on the District's future operating costs, revenues, and additional recovery from emergency funding, either federal or state, cannot be estimated.

During fiscal year 2021, the District received \$270,000 as an on-behalf of grant from another government. This amount is recorded in the Coronavirus Relief special revenue fund (a nonmajor fund).

**NOTE 22 - SUBSEQUENT EVENT**

For fiscal year 2022, District foundation funding received from the State of Ohio will be funded using a direct funding model. Under this new model, community school, STEM school, scholarship, and open enrollment funding will be directly funded by the State of Ohio to the respective educating schools. For fiscal year 2021 and prior, the amounts related to students who were residents of the District were funded to the District who, in turn, made the payment to the educating school. For fiscal year 2021, the District reported \$6,002,547 in revenues and expenditures/expenses related to these programs. Also, during fiscal year 2021, the District reported \$1,056,811 in tuition and fees from the resident school districts which will be direct funded to the District as the educating entity in fiscal year 2022. This new funding system calculates a unique base cost and a unique "per-pupil local capacity amount" for each District. The District's state core foundation funding is then calculated. Any change in funding will be subject to a phase in percentage of 16.67 percent for fiscal year 2022 and 33.33 percent for fiscal year 2023.



REQUIRED SUPPLEMENTARY INFORMATION

**WEST CLERMONT LOCAL SCHOOL DISTRICT  
CLERMONT COUNTY, OHIO**

SCHEDULES OF REQUIRED SUPPLEMENTARY INFORMATION

SCHEDULE OF THE DISTRICT'S PROPORTIONATE SHARE OF  
THE NET PENSION LIABILITY  
SCHOOL EMPLOYEES RETIREMENT SYSTEM (SERS) OF OHIO

LAST EIGHT FISCAL YEARS

	<u>2021</u>	<u>2020</u>	<u>2019</u>	<u>2018</u>
District's proportion of the net pension liability	0.33273210%	0.35068560%	0.33274990%	0.32548950%
District's proportionate share of the net pension liability	\$ 22,007,602	\$ 20,982,134	\$ 19,057,203	\$ 19,447,279
District's covered payroll	\$ 11,270,500	\$ 11,733,119	\$ 10,675,578	\$ 11,557,400
District's proportionate share of the net pension liability as a percentage of its covered payroll	195.27%	178.83%	178.51%	168.27%
Plan fiduciary net position as a percentage of the total pension liability	68.55%	70.85%	71.36%	69.50%

Note: Information prior to 2014 was unavailable. Schedule is intended to show information for 10 years. Additional years will be displayed as they become available.

Amounts presented for each fiscal year were determined as of the District's measurement date which is the prior year-end.

SEE ACCOMPANYING NOTES TO THE REQUIRED SUPPLEMENTARY INFORMATION

<b>2017</b>	<b>2016</b>	<b>2015</b>	<b>2014</b>
0.31472810%	0.29962550%	0.30263000%	0.30263000%
\$ 23,035,193	\$ 17,096,921	\$ 15,315,932	\$ 17,996,435
\$ 9,753,514	\$ 9,020,303	\$ 8,793,824	\$ 7,755,296
236.17%	189.54%	174.17%	232.05%
62.98%	69.16%	71.70%	65.52%

**WEST CLERMONT LOCAL SCHOOL DISTRICT  
CLERMONT COUNTY, OHIO**

SCHEDULES OF REQUIRED SUPPLEMENTARY INFORMATION

SCHEDULE OF THE DISTRICT'S PROPORTIONATE SHARE OF  
THE NET PENSION LIABILITY  
STATE TEACHERS RETIREMENT SYSTEM (STRS) OF OHIO

LAST EIGHT FISCAL YEARS

	<u>2021</u>	<u>2020</u>	<u>2019</u>	<u>2018</u>
District's proportion of the net pension liability	0.30306704%	0.28959219%	0.28470050%	0.26938305%
District's proportionate share of the net pension liability	\$ 73,331,440	\$ 64,041,572	\$ 62,599,248	\$ 63,992,521
District's covered payroll	\$ 37,623,479	\$ 33,048,386	\$ 33,888,986	\$ 29,611,621
District's proportionate share of the net pension liability as a percentage of its covered payroll	194.91%	193.78%	184.72%	216.11%
Plan fiduciary net position as a percentage of the total pension liability	75.48%	77.40%	77.31%	75.30%

Note: Information prior to 2014 was unavailable. Schedule is intended to show information for 10 years. Additional years will be displayed as they become available.

Amounts presented for each fiscal year were determined as of the District's measurement date which is the prior year-end.

SEE ACCOMPANYING NOTES TO THE REQUIRED SUPPLEMENTARY INFORMATION

<b>2017</b>	<b>2016</b>	<b>2015</b>	<b>2014</b>
0.26306609%	0.26704474%	0.27480824%	0.27480824%
\$ 88,056,150	\$ 73,808,355	\$ 66,842,872	\$ 79,622,792
\$ 27,683,350	\$ 27,861,643	\$ 28,077,808	\$ 32,367,592
318.08%	264.91%	238.06%	246.00%
66.80%	72.10%	74.70%	69.30%

**WEST CLERMONT LOCAL SCHOOL DISTRICT  
CLERMONT COUNTY, OHIO**

SCHEDULES OF REQUIRED SUPPLEMENTARY INFORMATION

SCHEDULE OF DISTRICT PENSION CONTRIBUTIONS  
SCHOOL EMPLOYEES RETIREMENT SYSTEM (SERS) OF OHIO

LAST TEN FISCAL YEARS

	<u>2021</u>	<u>2020</u>	<u>2019</u>	<u>2018</u>
Contractually required contribution	\$ 1,624,970	\$ 1,577,870	\$ 1,583,971	\$ 1,441,203
Contributions in relation to the contractually required contribution	<u>(1,624,970)</u>	<u>(1,577,870)</u>	<u>(1,583,971)</u>	<u>(1,441,203)</u>
Contribution deficiency (excess)	<u>\$ -</u>	<u>\$ -</u>	<u>\$ -</u>	<u>\$ -</u>
District's covered payroll	\$ 11,606,929	\$ 11,270,500	\$ 11,733,119	\$ 10,675,578
Contributions as a percentage of covered payroll	14.00%	14.00%	13.50%	13.50%

SEE ACCOMPANYING NOTES TO THE REQUIRED SUPPLEMENTARY INFORMATION

<u>2017</u>	<u>2016</u>	<u>2015</u>	<u>2014</u>	<u>2013</u>	<u>2012</u>
\$ 1,618,036	\$ 1,365,492	\$ 1,188,876	\$ 1,218,824	\$ 1,073,333	\$ 1,077,969
<u>(1,618,036)</u>	<u>(1,365,492)</u>	<u>(1,188,876)</u>	<u>(1,218,824)</u>	<u>(1,073,333)</u>	<u>(1,077,969)</u>
<u>\$ -</u>	<u>\$ -</u>	<u>\$ -</u>	<u>\$ -</u>	<u>\$ -</u>	<u>\$ -</u>
\$ 11,557,400	\$ 9,753,514	\$ 9,020,303	\$ 8,793,824	\$ 7,755,296	\$ 8,014,639
14.00%	14.00%	13.18%	13.86%	13.84%	13.45%

**WEST CLERMONT LOCAL SCHOOL DISTRICT  
CLERMONT COUNTY, OHIO**

SCHEDULES OF REQUIRED SUPPLEMENTARY INFORMATION

SCHEDULE OF DISTRICT PENSION CONTRIBUTIONS  
STATE TEACHERS RETIREMENT SYSTEM (STRS) OF OHIO

LAST TEN FISCAL YEARS

	<u>2021</u>	<u>2020</u>	<u>2019</u>	<u>2018</u>
Contractually required contribution	\$ 5,287,661	\$ 5,267,287	\$ 4,626,774	\$ 4,744,458
Contributions in relation to the contractually required contribution	<u>(5,287,661)</u>	<u>(5,267,287)</u>	<u>(4,626,774)</u>	<u>(4,744,458)</u>
Contribution deficiency (excess)	<u>\$ -</u>	<u>\$ -</u>	<u>\$ -</u>	<u>\$ -</u>
District's covered payroll	\$ 37,769,007	\$ 37,623,479	\$ 33,048,386	\$ 33,888,986
Contributions as a percentage of covered payroll	14.00%	14.00%	14.00%	14.00%

SEE ACCOMPANYING NOTES TO THE REQUIRED SUPPLEMENTARY INFORMATION



<u>2017</u>	<u>2016</u>	<u>2015</u>	<u>2014</u>	<u>2013</u>	<u>2012</u>
\$ 4,145,627	\$ 3,875,669	\$ 3,900,630	\$ 3,650,115	\$ 4,207,787	\$ 4,388,512
<u>(4,145,627)</u>	<u>(3,875,669)</u>	<u>(3,900,630)</u>	<u>(3,650,115)</u>	<u>(4,207,787)</u>	<u>(4,388,512)</u>
<u>\$ -</u>	<u>\$ -</u>	<u>\$ -</u>	<u>\$ -</u>	<u>\$ -</u>	<u>\$ -</u>
\$ 29,611,621	\$ 27,683,350	\$ 27,861,643	\$ 28,077,808	\$ 32,367,592	\$ 33,757,785
14.00%	14.00%	14.00%	13.00%	13.00%	13.00%

**WEST CLERMONT LOCAL SCHOOL DISTRICT  
CLERMONT COUNTY, OHIO**

SCHEDULES OF REQUIRED SUPPLEMENTARY INFORMATION

SCHEDULE OF THE DISTRICT'S PROPORTIONATE SHARE OF  
THE NET OPEB LIABILITY  
SCHOOL EMPLOYEES RETIREMENT SYSTEM (SERS) OF OHIO

LAST FIVE FISCAL YEARS

	<u>2021</u>	<u>2020</u>	<u>2019</u>	<u>2018</u>
District's proportion of the net OPEB liability	0.34479920%	0.35732680%	0.33614600%	0.32941460%
District's proportionate share of the net OPEB liability	\$ 7,493,615	\$ 8,986,018	\$ 9,325,598	\$ 8,840,622
District's covered payroll	\$ 11,270,500	\$ 11,733,119	\$ 10,675,578	\$ 11,557,400
District's proportionate share of the net OPEB liability as a percentage of its covered payroll	66.49%	76.59%	87.35%	76.49%
Plan fiduciary net position as a percentage of the total OPEB liability	18.17%	15.57%	13.57%	12.46%

Note: Information prior to 2017 was unavailable. Schedule is intended to show information for 10 years. Additional years will be displayed as they become available.

Amounts presented for each fiscal year were determined as of the District's measurement date which is the prior year-end.

SEE ACCOMPANYING NOTES TO THE REQUIRED SUPPLEMENTARY INFORMATION

**2017**

---

0.31753175%

\$ 9,050,829

\$ 9,753,514

92.80%

11.49%

**WEST CLERMONT LOCAL SCHOOL DISTRICT  
CLERMONT COUNTY, OHIO**

SCHEDULES OF REQUIRED SUPPLEMENTARY INFORMATION

SCHEDULE OF THE DISTRICT'S PROPORTIONATE SHARE OF  
THE NET OPEB LIABILITY/ASSET  
STATE TEACHERS RETIREMENT SYSTEM (STRS) OF OHIO

LAST FIVE FISCAL YEARS

	<u>2021</u>	<u>2020</u>	<u>2019</u>	<u>2018</u>
District's proportion of the net OPEB liability/asset	0.30306704%	0.28959219%	0.28470050%	0.26938305%
District's proportionate share of the net OPEB liability/(asset)	\$ (5,326,401)	\$ (4,796,341)	\$ (4,574,846)	\$ 10,510,333
District's covered payroll	\$ 37,623,479	\$ 33,048,386	\$ 33,888,986	\$ 29,611,621
District's proportionate share of the net OPEB liability/asset as a percentage of its covered payroll	14.16%	14.51%	13.50%	35.49%
Plan fiduciary net position as a percentage of the total OPEB liability/asset	182.10%	174.70%	176.00%	47.10%

Note: Information prior to 2017 was unavailable. Schedule is intended to show information for 10 years. Additional years will be displayed as they become available.

Amounts presented for each fiscal year were determined as of the District's measurement date which is the prior year-end.

SEE ACCOMPANYING NOTES TO THE REQUIRED SUPPLEMENTARY INFORMATION

**2017**

---

0.26306609%

\$ 14,068,843

\$ 27,683,350

50.82%

37.30%

**WEST CLERMONT LOCAL SCHOOL DISTRICT  
CLERMONT COUNTY, OHIO**

SCHEDULES OF REQUIRED SUPPLEMENTARY INFORMATION

SCHEDULE OF DISTRICT OPEB CONTRIBUTIONS  
SCHOOL EMPLOYEES RETIREMENT SYSTEM (SERS) OF OHIO

LAST TEN FISCAL YEARS

	<u>2021</u>	<u>2020</u>	<u>2019</u>	<u>2018</u>
Contractually required contribution	\$ 215,835	\$ 219,254	\$ 267,127	\$ 228,633
Contributions in relation to the contractually required contribution	<u>(215,835)</u>	<u>(219,254)</u>	<u>(267,127)</u>	<u>(228,633)</u>
Contribution deficiency (excess)	<u>\$ -</u>	<u>\$ -</u>	<u>\$ -</u>	<u>\$ -</u>
District's covered payroll	\$ 11,606,929	\$ 11,270,500	\$ 11,733,119	\$ 10,675,578
Contributions as a percentage of covered payroll	1.86%	1.95%	2.28%	2.14%

SEE ACCOMPANYING NOTES TO THE REQUIRED SUPPLEMENTARY INFORMATION

<u>2017</u>	<u>2016</u>	<u>2015</u>	<u>2014</u>	<u>2013</u>	<u>2012</u>
\$ 175,459	\$ 154,920	\$ 209,971	\$ 172,435	\$ 201,550	\$ 231,012
<u>(175,459)</u>	<u>(154,920)</u>	<u>(209,971)</u>	<u>(172,435)</u>	<u>(201,550)</u>	<u>(231,012)</u>
<u>\$ -</u>	<u>\$ -</u>	<u>\$ -</u>	<u>\$ -</u>	<u>\$ -</u>	<u>\$ -</u>
\$ 11,557,400	\$ 9,753,514	\$ 9,020,303	\$ 8,793,824	\$ 7,755,296	\$ 8,014,639
1.52%	1.59%	2.33%	1.96%	2.60%	2.88%

**WEST CLERMONT LOCAL SCHOOL DISTRICT  
CLERMONT COUNTY, OHIO**

SCHEDULES OF REQUIRED SUPPLEMENTARY INFORMATION

SCHEDULE OF DISTRICT OPEB CONTRIBUTIONS  
STATE TEACHERS RETIREMENT SYSTEM (STRS) OF OHIO

LAST TEN FISCAL YEARS

	<u>2021</u>	<u>2020</u>	<u>2019</u>	<u>2018</u>
Contractually required contribution	\$ -	\$ -	\$ -	\$ -
Contributions in relation to the contractually required contribution	<u>-</u>	<u>-</u>	<u>-</u>	<u>-</u>
Contribution deficiency (excess)	<u>\$ -</u>	<u>\$ -</u>	<u>\$ -</u>	<u>\$ -</u>
District's covered payroll	\$ 37,769,007	\$ 37,623,479	\$ 33,048,386	\$ 33,888,986
Contributions as a percentage of covered payroll	0.00%	0.00%	0.00%	0.00%

SEE ACCOMPANYING NOTES TO THE REQUIRED SUPPLEMENTARY INFORMATION



<u>2017</u>	<u>2016</u>	<u>2015</u>	<u>2014</u>	<u>2013</u>	<u>2012</u>
\$ -	\$ -	\$ -	\$ 280,078	\$ 323,676	\$ 337,579
-	-	-	(280,078)	(323,676)	(337,579)
<u>\$ -</u>	<u>\$ -</u>	<u>\$ -</u>	<u>\$ -</u>	<u>\$ -</u>	<u>\$ -</u>
\$ 29,611,621	\$ 27,683,350	\$ 27,861,643	\$ 28,077,808	\$ 32,367,592	\$ 33,757,785
0.00%	0.00%	0.00%	1.00%	1.00%	1.00%

**WEST CLERMONT LOCAL SCHOOL DISTRICT  
CLERMONT COUNTY, OHIO**

NOTES TO THE REQUIRED SUPPLEMENTARY INFORMATION  
FOR THE FISCAL YEAR ENDED JUNE 30, 2021

PENSION

---

*SCHOOL EMPLOYEES RETIREMENT SYSTEM (SERS) OF OHIO*

Changes in benefit terms: There were no changes in benefit terms from the amounts reported for fiscal years 2014-2017. For fiscal year 2018, SERS changed from a fixed 3% annual increase to a Cost of Living Adjustment (COLA) based on the changes in the Consumer Price Index (CPI-W), with a cap of 2.5% and a floor of 0%. There were no changes in benefit terms from the amounts previously reported for fiscal years 2019-2021.

Changes in assumptions: There were no changes in methods and assumptions used in the calculation of actuarial determined contributions for fiscal years 2014-2016. For fiscal year 2017, the following changes of assumptions affected the total pension liability since the prior measurement date: (a) the assumed rate of inflation was reduced from 3.25% to 3.00%, (b) payroll growth assumption was reduced from 4.00% to 3.50%, (c) assumed real wage growth was reduced from 0.75% to 0.50%, (d) rates of withdrawal, retirement and disability were updated to reflect recent experience, (e) mortality among active members was updated to RP-2014 Blue Collar Mortality Table with fully generational projection and a five year age set-back for both males and females, (f) mortality among service retired members and beneficiaries was updated to the following RP-2014 Blue Collar Mortality Table with fully generational projection with Scale BB, 120% of male rates and 110% of female rates, (g) mortality among disabled members was updated to RP-2000 Disabled Mortality Table, 90% for male rates and 100% for female rates, set back five years is used for the period after disability retirement and (h) the discount rate was reduced from 7.75% to 7.50%. There were no changes in methods and assumptions used in the calculation of actuarial determined contributions for fiscal years 2018-2021.

*STATE TEACHERS RETIREMENT SYSTEM (STRS) OF OHIO*

Changes in benefit terms: There were no changes in benefit terms from the amounts reported for fiscal years 2014-2017. For fiscal year 2018, STRS decreased the Cost of Living Adjustment (COLA) to zero. There were no changes in benefit terms from amounts previously reported for fiscal years 2019-2021.

Changes in assumptions: There were no changes in methods and assumptions used in the calculation of actuarial determined contributions for fiscal years 2014-2017. For fiscal year 2018, the following changes of assumption affected the total pension liability since the prior measurement date: (a) the long-term expected rate of return was reduced from 7.75% to 7.45%, (b) the inflation assumption was lowered from 2.75% to 2.50%, (c) the payroll growth assumption was lowered to 3.00%, (d) total salary increases rate was lowered by decreasing the merit component of the individual salary increases, in addition to a decrease of 0.25% due to lower inflation, (e) the healthy and disabled mortality assumptions were updated to the RP-2014 mortality tables with generational improvement scale MP-2016 and (f) rates of retirement, termination and disability were modified to better reflect anticipated future experience. There were no changes in methods and assumptions used in the calculation of actuarial determined contributions for fiscal years 2019-2021.

OTHER POSTEMPLOYMENT BENEFITS (OPEB)

---

*SCHOOL EMPLOYEES RETIREMENT SYSTEM (SERS) OF OHIO*

Changes in benefit terms: There were no changes in benefit terms from the amounts previously reported for fiscal years 2017-2021.

(Continued)

**WEST CLERMONT LOCAL SCHOOL DISTRICT  
CLERMONT COUNTY, OHIO**

NOTES TO THE REQUIRED SUPPLEMENTARY INFORMATION (CONTINUED)  
FOR THE FISCAL YEAR ENDED JUNE 30, 2021

OTHER POSTEMPLOYMENT BENEFITS (OPEB) (Continued)

---

Changes in assumptions: There were no changes in methods and assumptions used in the calculation of actuarial determined contributions for fiscal year 2017. For fiscal year 2018, the following changes of assumptions affected the total OPEB liability since the prior measurement date: (a) assumed rate of inflation was reduced from 3.25% to 3.00%, (b) payroll growth assumption was reduced from 4.00% to 3.50%, (c) assumed real wage growth was reduced from 0.75% to 0.50%, (d) rates of withdrawal, retirement, and disability were updated to reflect recent experience, (e) mortality among active members was updated to the following: RP-2014 Blue Collar Mortality Table with fully generational projection and a five-year age set-back for both males and females, (f) mortality among service retired members and beneficiaries was updated to the following: RP-2014 Blue Collar Mortality Table with fully generational projection with Scale BB, 120% of male rates, and 110% of female rates, (g) mortality among disabled members was updated to the following: RP-2000 Disabled Mortality Table, 90% for male rates and 100% for female rates, set back five years is used for the period after disability retirement, (h) the municipal bond index rate increased from 2.92% to 3.56% and (i) the single equivalent interest rate, net of plan investment expense, including price inflation increased from 2.98% to 3.63%. For fiscal year 2019, the following changes of assumptions affected the total OPEB liability since the prior measurement date: (a) the discount rate increased from 3.63% to 3.70%, (b) the health care cost trend rates for Medicare were changed from a range of 5.50%-5.00% to a range of 5.375%-4.75% and Pre-Medicare were changed from a range of 7.50%-5.00% to a range of 7.25%-4.75%, (c) the municipal bond index rate increased from 3.56% to 3.62% and (d) the single equivalent interest rate, net of plan investment expense, including price inflation increased from 3.63% to 3.70%. For fiscal year 2020, the following changes of assumptions affected the total OPEB liability since the prior measurement date: (a) the discount rate decreased from 3.70% to 3.22%, (b) the health care cost trend rates for Medicare were changed from a range of 5.375%-4.75% to a range of 5.25%-4.75% and Pre-Medicare were changed from a range of 7.25%-4.75% to a range of 7.00%-4.75%, (c) the municipal bond index rate decreased from 3.62% to 3.13% and (d) the single equivalent interest rate, net of plan investment expense, including price inflation decreased from 3.70% to 3.22%. For fiscal year 2021, the following changes of assumptions affected the total OPEB liability since the prior measurement date: (a) the discount rate decreased from 3.22% to 2.63% and (b) the municipal bond index rate decreased from 3.13% to 2.45%.

*STATE TEACHERS RETIREMENT SYSTEM (STRS) OF OHIO*

Changes in benefit terms: There were no changes in benefit terms from the amounts previously reported for fiscal year 2017. For fiscal year 2018, STRS reduced the subsidy multiplier for non-Medicare benefit recipients from 2.1% to 1.9% per year of service. Medicare Part B premium reimbursements were discontinued for certain survivors and beneficiaries and all remaining Medicare Part B premium reimbursements will be discontinued beginning January 2019. For fiscal year 2019, STRS increased the subsidy multiplier for non-Medicare benefit recipients from 1.9% to 1.944% per year of service effective January 1, 2019. The non-Medicare frozen subsidy base premium was increased January 1, 2019 and all remaining Medicare Part B premium reimbursements will be discontinued beginning January 1, 2020. For fiscal year 2020, STRS increased the subsidy percentage from 1.944% to 1.984% effective January 1, 2020. The Medicare subsidy percentages were adjusted effective January 1, 2021 to 2.1% for the Medicare plan. The Medicare Part B monthly reimbursement elimination date was postponed to January 1, 2021. For fiscal year 2021, the non-Medicare subsidy percentage was increased effective January 1, 2021 from 1.984% to 2.055% per year of service. The non-Medicare frozen subsidy base premium was increased effective January 1, 2021. The Medicare subsidy percentages were adjusted effective January 1, 2021 to 2.1% for the AMA Medicare plan. The Medicare Part B monthly reimbursement elimination date was postponed indefinitely.

(Continued)

**WEST CLERMONT LOCAL SCHOOL DISTRICT  
CLERMONT COUNTY, OHIO**

NOTES TO THE REQUIRED SUPPLEMENTARY INFORMATION (CONTINUED)  
FOR THE FISCAL YEAR ENDED JUNE 30, 2021

OTHER POSTEMPLOYMENT BENEFITS (OPEB) (Continued)

---

Changes in assumptions: There were no changes in methods and assumptions used in the calculation of actuarial determined contributions for fiscal year 2017. For fiscal year 2018, the following changes of assumptions affected the total OPEB liability since the prior measurement date: (a) the discount rate was increased from 3.26% to 4.13% based on the methodology defined under GASB Statement No. 74, Financial Reporting for Postemployment Benefit Plans Other Than Pension Plans (OPEB), (b) the long term expected rate of return was reduced from 7.75% to 7.45%, (c) valuation year per capita health care costs were updated, and the salary scale was modified, (d) the percentage of future retirees electing each option was updated based on current data and the percentage of future disabled retirees and terminated vested participants electing health coverage were decreased and (e) the assumed mortality, disability, retirement, withdrawal and future health care cost trend rates were modified along with the portion of rebated prescription drug costs. For fiscal year 2019, the following changes of assumptions affected the total OPEB liability/asset since the prior measurement date: (a) the discount rate was increased from the blended rate of 4.13% to the long-term expected rate of return of 7.45% based on the methodology defined under GASB Statement No. 74, Financial Reporting for Postemployment Benefit Plans Other Than Pension Plans (OPEB) and (b) decrease in health care cost trend rates from 6.00%-11.00% initial; 4.50% ultimate down to Medical Pre-Medicare 6.00% and Medicare 5.00% initial; 4.00% ultimate and Prescription Drug Pre-Medicare 8.00% and Medicare (5.23%) initial; 4.00% ultimate. For fiscal year 2020, health care cost trend rates were changed to the following: medical pre-Medicare from 6.00% initial-4.00% ultimate down to 5.87% initial-4.00% ultimate; medical Medicare from 5.00% initial-4.00% ultimate down to 4.93% initial-4.00% ultimate; prescription drug pre-Medicare from 8.00% initial-4.00% ultimate down to 7.73% initial-4.00% ultimate and (5.23%) initial-4.00% ultimate up to 9.62% initial-4.00% ultimate. For fiscal year 2021, health care cost trend rates were changed to the following: medical pre-Medicare from 5.87% initial-4.00% ultimate down to 5.00% initial-4.00% ultimate; medical Medicare from 4.93% initial-4.00% ultimate down to 9.62% initial-4.00% ultimate up to 11.87% initial-4.00% ultimate.

COMBINING STATEMENTS  
AND INDIVIDUAL FUND SCHEDULES  
SUPPLEMENTAL INFORMATION

THIS PAGE INTENTIONALLY LEFT BLANK

**WEST CLERMONT LOCAL SCHOOL DISTRICT  
CLERMONT COUNTY, OHIO**

**FUND DESCRIPTIONS - MAJOR FUND**

***General Fund***

The General Fund accounts for and reports all financial resources not accounted for and reported in another fund. The General Fund balance is available for any purpose provided it is expended or transferred according to the general laws of Ohio.

Since there is only one General Fund, and the legal level of budgetary control is not greater than that presented in the basic financial statements, no additional financial statements are presented here.

The following fund is included in the General Fund (GAAP basis), but was not legally required to be budgeted since it was classified as a custodial fund on a budgetary basis.

***Benefit Escrow Fund***

This fund accounts for payroll deductions accumulated from the governmental funds for the distribution to employees, other governmental units, and private organizations.

**WEST CLERMONT LOCAL SCHOOL DISTRICT  
CLERMONT COUNTY, OHIO**

FUND DESCRIPTIONS - NONMAJOR GOVERNMENTAL FUNDS

**Nonmajor Special Revenue Funds**

Special revenue funds are used to account for and report the proceeds of specific revenue sources (other than amounts relating to expendable trusts, debt service or capital projects) that are restricted or committed to expenditure for specified purposes. A description of the District's nonmajor special revenue funds follows:

***Other Grants Fund***

This fund accounts for local funds, which are provided to assist the District with various programs.

***Classroom Facilities Maintenance Fund***

This accounts for the proceeds of a half mill of inside millage dedicated for the maintenance of facilities.

***Student Managed Activities Fund***

This fund accounts for the revenues and expenditures related to service organizations for the benefit of the school community at-large.

***District Managed Student Activities Fund***

This fund accounts for those student activity programs, which have student participation in the activity, but do not have student management of the programs. This fund includes athletic programs as well as band, cheerleaders, drama clubs, and other similar types of activities.

***Auxiliary Services Fund***

This fund accounts for state funds that provide services and materials to students attending non-public schools within the boundaries of the District.

***Network Connectivity Fund***

This fund accounts for state funds, related to the District's Network Connectivity Program.

***Miscellaneous State Grants Fund***

This fund accounts for various monies received from state agencies which are not classified elsewhere.

***Student Wellness and Success Fund***

A fund provided to account for state monies that are restricted for specific purposes related to student wellness including mental health services, services for homeless youth, community liasons, physical health care services, mentoring programs, family engagement and support services, city connects programming, and professional development regarding competence.

***Vocational Education Enhancements Fund***

To account for federal funds used in the development of vocational education programs in the following categories: secondary, post-secondary, adult, disadvantaged and handicapped persons, cooperative education, advisory committees and work-study projects.

***Title VI-B Fund***

This fund accounts for federal funds for the provision of full educational opportunities to handicapped children at the preschool, elementary and secondary levels.

***Title III Fund***

This fund accounts for federal funds provided to support the District's ESL population.

***Title I Fund***

This fund accounts for federal funds for services provided to meet special education needs of educationally deprived children.



**WEST CLERMONT LOCAL SCHOOL DISTRICT  
CLERMONT COUNTY, OHIO**

FUND DESCRIPTIONS - NONMAJOR GOVERNMENTAL FUNDS - (Continued)

**Nonmajor Special Revenue Funds - (Continued)**

***Preschool Grant Fund***

This fund accounts for federal funds received to provide programs to handicapped preschool children.

***Supporting Effective Instruction Fund***

This fund accounts for federal funds received to provide for improving the quality of teachers.

***Miscellaneous Federal Grants Fund***

This fund accounts for various monies received through state agencies from the federal governmental or directly from the federal government which are not classified elsewhere.

***Food Service Fund***

This fund accounts for all revenues and expenses related to the provision of food services, including breakfast and lunch, for District students and staff.

***Scholarships Fund***

A fund provided to account for monies set aside from scholarships for students in which the District has administrative involvement in selecting the recipients. The principal and income from such a fund may be expended.

***Health Plex Fund***

This fund accounts for the revenues and expenditures related to the operations and maintenance of the West Clermont HealthPlex.

***Title I - School Improvement Fund***

This fund accounts for the revenues and expenditures related to the improvement of teaching and learning of children failing, or most at risk of failing to meet challenging State academic achievement standards.

***Elementary and Secondary School Emergency Relief Fund***

To account for emergency relief grants related to the COVID-19 pandemic. Restrictions include, but are not limited to, providing for coordination of preparedness and response efforts, training and professional development of staff, planning and coordination during long-term closure, and purchasing technology for students.

***Coronavirus Relief Fund***

To account for costs that are necessary expenditures incurred due to the public health emergency with respect to the Coronavirus Disease 2019 (COVID-19).

The following funds are included in the General Fund (GAAP basis), but have separate legally adopted budgets (budget basis). These funds are not included in the combining statements for the nonmajor special revenue funds since they are reported in the General Fund (GAAP basis); however, the budgetary schedules for these funds are presented in this section.

***Public School Support Fund***

This fund accounts for specific local revenue sources (other than taxes) generated by individual school buildings (i.e. sales of pictures, profits from vending machines, etc.). Expenditures include field trips, materials, equipment and other items to supplement co-curricular and extra-curricular programs.

***Uniform School Supply Fund***

This fund accounts for the purchase and sale of school supplies as adopted by the Board of Education for resale to students of the District.

**WEST CLERMONT LOCAL SCHOOL DISTRICT  
CLERMONT COUNTY, OHIO**

FUND DESCRIPTIONS - NONMAJOR GOVERNMENTAL FUNDS - (Continued)

**Nonmajor Debt Service Fund**

Debt Service funds are used to account for and report financial resources that are restricted, committed, or assigned to expenditure for principal interest. A description of the District's nonmajor debt service fund follows:

***Bond Retirement Fund***

This fund accounts for the retirement of general obligation bonds. All revenue derived from general or special levies, either within or exceeding the ten-mill limitation, which is levied for debt charges on general obligation bonds, shall be paid into this fund.

**Nonmajor Capital Projects Funds**

Capital projects funds are used to account for financial resources to be used for the construction or acquisition of major capital facilities (other than those financed by proprietary funds and trust funds). A description of the District's nonmajor capital projects funds follows:

***Permanent Improvement Fund***

The Permanent Improvement Fund accounts for and reports financial resources received from property taxes and payment in lieu of taxes to be used for the acquisition, construction, or improvement of capital facilities and other capital assets.

***Building Fund***

This fund accounts for the receipts, expenditures and other financing sources and uses related to all classroom facilities bonds in the District. Expenditures recorded in this fund represent the costs of acquiring capital facilities including real property.

***Classroom Facilities Fund***

The Classroom Facilities Fund accounts for monies received and expended in connection with contracts entered into by the District and the Ohio Facilities Construction Commission for the building and equipping of classrooms.

**WEST CLERMONT LOCAL SCHOOL DISTRICT  
CLERMONT COUNTY, OHIO**

COMBINING BALANCE SHEET  
NONMAJOR GOVERNMENTAL FUNDS  
JUNE 30, 2021

	<u>Nonmajor Special Revenue Funds</u>	<u>Nonmajor Debt Service Fund</u>	<u>Nonmajor Capital Projects Funds</u>	<u>Total Nonmajor Governmental Funds</u>
<b>Assets:</b>				
Equity in pooled cash and investments	\$ 6,164,639	\$ 3,003,102	\$ 3,063,567	\$ 12,231,308
Receivables:				
Property taxes	628,450	1,617,934	5,412,344	7,658,728
Payment in lieu of taxes	-	-	365,565	365,565
Accounts	9,297	-	9,664	18,961
Intergovernmental	1,761,584	-	208,341	1,969,925
Prepayments	5,698	-	-	5,698
Materials and supplies inventory	12,236	-	-	12,236
Inventory held for resale	102,220	-	-	102,220
Total assets	<u>\$ 8,684,124</u>	<u>\$ 4,621,036</u>	<u>\$ 9,059,481</u>	<u>\$ 22,364,641</u>
<b>Liabilities:</b>				
Accounts payable	\$ 565,307	\$ -	\$ 15,000	\$ 580,307
Contracts payable	-	-	280,323	280,323
Accrued wages and benefits payable	729,563	-	-	729,563
Intergovernmental payable	309,717	-	-	309,717
Interfund loan payable	2,922,079	-	-	2,922,079
Total liabilities	<u>4,526,666</u>	<u>-</u>	<u>295,323</u>	<u>4,821,989</u>
<b>Deferred inflows of resources:</b>				
Property taxes levied for the next fiscal year	628,450	1,438,917	4,764,178	6,831,545
Payment in lieu of taxes levied for the next fiscal year	-	-	365,565	365,565
Delinquent property tax revenue not available	-	15,526	56,214	71,740
Intergovernmental revenue not available	1,723,631	-	208,341	1,931,972
Total deferred inflows of resources	<u>2,352,081</u>	<u>1,454,443</u>	<u>5,394,298</u>	<u>9,200,822</u>
<b>Fund Balances:</b>				
Nonspendable:				
Materials and supplies inventory	12,236	-	-	12,236
Prepays	5,698	-	-	5,698
Restricted:				
Debt service	-	3,166,593	-	3,166,593
Capital improvements	-	-	785,378	785,378
Classroom facilities maintenance	2,584,075	-	-	2,584,075
State funded programs	59,015	-	-	59,015
Student activities	335,396	-	-	335,396
Local grants and scholarships	95,763	-	-	95,763
Committed:				
Capital improvements	-	-	2,584,482	2,584,482
West Clermont HealthPlex	760,119	-	-	760,119
Unassigned (deficit)	(2,046,925)	-	-	(2,046,925)
Total fund balances	<u>1,805,377</u>	<u>3,166,593</u>	<u>3,369,860</u>	<u>8,341,830</u>
Total liabilities, deferred inflows and fund balances	<u>\$ 8,684,124</u>	<u>\$ 4,621,036</u>	<u>\$ 9,059,481</u>	<u>\$ 22,364,641</u>

**WEST CLERMONT LOCAL SCHOOL DISTRICT  
CLERMONT COUNTY, OHIO**

COMBINING STATEMENT OF REVENUES, EXPENDITURES AND CHANGES IN FUND BALANCES  
NONMAJOR GOVERNMENTAL FUNDS  
FOR THE FISCAL YEAR ENDED JUNE 30, 2021

	<u>Nonmajor Special Revenue Funds</u>	<u>Nonmajor Debt Service Fund</u>	<u>Nonmajor Capital Projects Funds</u>	<u>Total Nonmajor Governmental Funds</u>
<b>Revenues:</b>				
From local sources:				
Property taxes	\$ 696,821	\$ 1,316,798	\$ 4,070,381	\$ 6,084,000
Intergovernmental	9,643,116	211,660	1,611,208	11,465,984
Investment earnings	1,143	-	23,973	25,116
Extracurricular	479,285	-	-	479,285
Rental income	92,478	-	11,964	104,442
Charges for services	133,591	-	-	133,591
Contributions and donations	41,337	-	-	41,337
Payment in lieu of taxes	-	-	331,770	331,770
Miscellaneous	62,307	-	47,060	109,367
Total revenue	<u>11,150,078</u>	<u>1,528,458</u>	<u>6,096,356</u>	<u>18,774,892</u>
<b>Expenditures:</b>				
Current:				
Instruction:				
Regular	2,995,920	-	-	2,995,920
Special	1,988,020	-	-	1,988,020
Other	1,020,423	-	-	1,020,423
Support services:				
Pupil	1,384,725	-	-	1,384,725
Instructional staff	711,442	-	-	711,442
Administration	58,019	-	-	58,019
Fiscal	5,859	23,898	80,668	110,425
Operations and maintenance	198,062	-	57,000	255,062
Operation of non-instructional services:				
Food service operations	2,967,691	-	-	2,967,691
Other non-instructional services	275,888	-	-	275,888
Extracurricular activities	921,639	-	266,369	1,188,008
Facilities acquisition and construction	-	-	1,741,883	1,741,883
Debt service:				
Principal retirement	-	935,000	750,000	1,685,000
Interest and fiscal charges	-	818,713	4,261,246	5,079,959
Total expenditures	<u>12,527,688</u>	<u>1,777,611</u>	<u>7,157,166</u>	<u>21,462,465</u>
Excess of expenditures over revenues	<u>(1,377,610)</u>	<u>(249,153)</u>	<u>(1,060,810)</u>	<u>(2,687,573)</u>
<b>Other financing sources:</b>				
Transfers in	510,122	-	-	510,122
Total other financing sources. . . . .	<u>510,122</u>	<u>-</u>	<u>-</u>	<u>510,122</u>
Net change in fund balances	(867,488)	(249,153)	(1,060,810)	(2,177,451)
<b>Fund balances at beginning of year</b>	<u>2,672,865</u>	<u>3,415,746</u>	<u>4,430,670</u>	<u>10,519,281</u>
<b>Fund balances at end of year</b>	<u>\$ 1,805,377</u>	<u>\$ 3,166,593</u>	<u>\$ 3,369,860</u>	<u>\$ 8,341,830</u>

THIS PAGE INTENTIONALLY LEFT BLANK

**WEST CLERMONT LOCAL SCHOOL DISTRICT  
CLERMONT COUNTY, OHIO**

COMBINING BALANCE SHEET  
NONMAJOR SPECIAL REVENUE FUNDS  
JUNE 30, 2021

	<u>Other Grants</u>	<u>Classroom Facilities Maintenance</u>	<u>Student Managed Activities</u>	<u>District Managed Student Activities</u>
<b>Assets:</b>				
Equity in pooled cash and investments	\$ 79,614	\$ 2,584,075	\$ 158,892	\$ 227,751
Receivables:				
Property taxes	-	628,450	-	-
Accounts	6,660	-	2,195	150
Intergovernmental	-	-	-	-
Prepayments	-	-	-	62
Materials and supplies inventory	-	-	-	-
Inventory held for resale	-	-	-	-
Total assets	<u>\$ 86,274</u>	<u>\$ 3,212,525</u>	<u>\$ 161,087</u>	<u>\$ 227,963</u>
<b>Liabilities:</b>				
Accounts payable	\$ 4,142	\$ -	\$ 4,800	\$ 12,308
Accrued wages and benefits	-	-	-	-
Intergovernmental payable	1,074	-	990	35,494
Interfund loan payable	-	-	-	-
Total liabilities	<u>5,216</u>	<u>-</u>	<u>5,790</u>	<u>47,802</u>
<b>Deferred inflows of resources:</b>				
Property taxes levied for the next fiscal year	-	628,450	-	-
Intergovernmental revenue not available	-	-	-	-
Total deferred inflows of resources	<u>-</u>	<u>628,450</u>	<u>-</u>	<u>-</u>
<b>Fund Balances:</b>				
Nonspendable:				
Materials and supplies inventory	-	-	-	-
Prepays	-	-	-	62
Restricted:				
Classroom facilities maintenance	-	2,584,075	-	-
State funded programs	-	-	-	-
Student activities	-	-	155,297	180,099
Local grants and scholarships	81,058	-	-	-
Committed:				
West Clermont HealthPlex	-	-	-	-
Unassigned (deficit)	-	-	-	-
Total fund balances	<u>81,058</u>	<u>2,584,075</u>	<u>155,297</u>	<u>180,161</u>
Total liabilities, deferred inflows and fund balances	<u>\$ 86,274</u>	<u>\$ 3,212,525</u>	<u>\$ 161,087</u>	<u>\$ 227,963</u>

<u>Auxiliary Services</u>	<u>Network Connectivity</u>	<u>Miscellaneous State Grants</u>	<u>Student Wellness and Success</u>	<u>Vocational Education Enhancements</u>	<u>Title VI-B</u>	<u>Title III</u>
\$ 119,849	\$ 16,200	\$ 45,340	\$ -	\$ 6,331	\$ 1	\$ 5,319
-	-	-	-	-	-	-
-	-	-	-	-	-	-
-	-	3,306	-	3,273	196,465	-
242	-	-	1,083	-	1,413	-
-	-	-	-	-	-	-
-	-	-	-	-	-	-
<u>\$ 120,091</u>	<u>\$ 16,200</u>	<u>\$ 48,646</u>	<u>\$ 1,083</u>	<u>\$ 9,604</u>	<u>\$ 197,879</u>	<u>\$ 5,319</u>
\$ 57,192	\$ -	\$ 1,227	\$ -	\$ -	\$ -	\$ 2,394
35,295	-	3,648	203,396	-	190,373	-
55,830	-	375	20,900	-	25,295	-
-	-	-	-	3,606	72	5,349
<u>148,317</u>	<u>-</u>	<u>5,250</u>	<u>224,296</u>	<u>3,606</u>	<u>215,740</u>	<u>7,743</u>
-	-	-	-	-	-	-
-	-	3,306	-	3,273	196,465	-
-	-	3,306	-	3,273	196,465	-
-	-	-	-	-	-	-
242	-	-	1,083	-	1,413	-
-	-	-	-	-	-	-
-	16,200	40,090	-	2,725	-	-
-	-	-	-	-	-	-
-	-	-	-	-	-	-
-	-	-	-	-	-	-
(28,468)	-	-	(224,296)	-	(215,739)	(2,424)
<u>(28,226)</u>	<u>16,200</u>	<u>40,090</u>	<u>(223,213)</u>	<u>2,725</u>	<u>(214,326)</u>	<u>(2,424)</u>
<u>\$ 120,091</u>	<u>\$ 16,200</u>	<u>\$ 48,646</u>	<u>\$ 1,083</u>	<u>\$ 9,604</u>	<u>\$ 197,879</u>	<u>\$ 5,319</u>

- - Continued

**WEST CLERMONT LOCAL SCHOOL DISTRICT  
CLERMONT COUNTY, OHIO**

COMBINING BALANCE SHEET  
NONMAJOR SPECIAL REVENUE FUNDS (CONTINUED)  
JUNE 30, 2021

	<u>Title I</u>	<u>Preschool Grant</u>	<u>Supporting Effective Instruction</u>	<u>Miscellaneous Federal Grants</u>
<b>Assets:</b>				
Equity in pooled cash and investments	\$ 9,994	\$ -	\$ 7,805	\$ -
Receivables:				
Property taxes	-	-	-	-
Accounts	-	-	-	-
Intergovernmental	89,049	5,112	29,927	87,482
Prepayments	1,513	-	-	-
Materials and supplies inventory	-	-	-	-
Inventory held for resale	-	-	-	-
Total assets	<u>\$ 100,556</u>	<u>\$ 5,112</u>	<u>\$ 37,732</u>	<u>\$ 87,482</u>
<b>Liabilities:</b>				
Accounts payable	\$ -	\$ -	\$ 2,211	\$ -
Accrued wages and benefits	93,886	8,157	-	-
Intergovernmental payable	13,872	992	4,976	33,024
Interfund loan payable	-	-	31,195	54,458
Total liabilities	<u>107,758</u>	<u>9,149</u>	<u>38,382</u>	<u>87,482</u>
<b>Deferred inflows of resources:</b>				
Property taxes levied for the next fiscal year	-	-	-	-
Intergovernmental revenue not available	89,049	5,112	29,927	49,529
Total deferred inflows of resources	<u>89,049</u>	<u>5,112</u>	<u>29,927</u>	<u>49,529</u>
<b>Fund Balances:</b>				
Nonspendable:				
Materials and supplies inventory	-	-	-	-
Prepays	1,513	-	-	-
Restricted:				
Classroom facilities maintenance	-	-	-	-
State funded programs	-	-	-	-
Student activities	-	-	-	-
Local grants and scholarships	-	-	-	-
Committed:				
West Clermont HealthPlex	-	-	-	-
Unassigned (deficit)	<u>(97,764)</u>	<u>(9,149)</u>	<u>(30,577)</u>	<u>(49,529)</u>
Total fund balances	<u>(96,251)</u>	<u>(9,149)</u>	<u>(30,577)</u>	<u>(49,529)</u>
Total liabilities, deferred inflows and fund balances	<u>\$ 100,556</u>	<u>\$ 5,112</u>	<u>\$ 37,732</u>	<u>\$ 87,482</u>



<u>Food Service</u>	<u>Scholarships</u>	<u>Health Plex</u>	<u>Elementary and Secondary School Emergency Relief</u>	<u>Coronavirus Relief</u>	<u>Total Nonmajor Special Revenue Funds</u>
\$ 181,176	\$ 14,705	\$ 760,119	\$ 1,947,468	\$ -	\$ 6,164,639
-	-	-	-	-	628,450
292	-	-	-	-	9,297
-	-	-	1,150,756	196,214	1,761,584
1,385	-	-	-	-	5,698
12,236	-	-	-	-	12,236
102,220	-	-	-	-	102,220
<u>\$ 297,309</u>	<u>\$ 14,705</u>	<u>\$ 760,119</u>	<u>\$ 3,098,224</u>	<u>\$ 196,214</u>	<u>\$ 8,684,124</u>
\$ 74,872	\$ -	\$ -	\$ 406,161	\$ -	\$ 565,307
182,214	-	-	12,594	-	729,563
68,611	-	-	48,284	-	309,717
-	-	-	2,631,185	196,214	2,922,079
<u>325,697</u>	<u>-</u>	<u>-</u>	<u>3,098,224</u>	<u>196,214</u>	<u>4,526,666</u>
-	-	-	-	-	628,450
-	-	-	1,150,756	196,214	1,723,631
-	-	-	1,150,756	196,214	2,352,081
12,236	-	-	-	-	12,236
1,385	-	-	-	-	5,698
-	-	-	-	-	2,584,075
-	-	-	-	-	59,015
-	-	-	-	-	335,396
-	14,705	-	-	-	95,763
-	-	760,119	-	-	760,119
<u>(42,009)</u>	<u>-</u>	<u>-</u>	<u>(1,150,756)</u>	<u>(196,214)</u>	<u>(2,046,925)</u>
<u>(28,388)</u>	<u>14,705</u>	<u>760,119</u>	<u>(1,150,756)</u>	<u>(196,214)</u>	<u>1,805,377</u>
<u>\$ 297,309</u>	<u>\$ 14,705</u>	<u>\$ 760,119</u>	<u>\$ 3,098,224</u>	<u>\$ 196,214</u>	<u>\$ 8,684,124</u>

**WEST CLERMONT LOCAL SCHOOL DISTRICT  
CLERMONT COUNTY, OHIO**

COMBINING STATEMENT OF REVENUES, EXPENDITURES AND CHANGES IN FUND BALANCES  
NONMAJOR SPECIAL REVENUE FUNDS  
FOR THE FISCAL YEAR ENDED JUNE 30, 2021

	<u>Other Grants</u>	<u>Classroom Facilities Maintenance</u>	<u>Student Managed Activities</u>	<u>District Managed Student Activities</u>
<b>Revenues:</b>				
From local sources:				
Property taxes	\$ -	\$ 696,821	\$ -	\$ -
Intergovernmental	33,620	84,925	-	-
Investments on earnings	-	-	-	-
Extracurricular	190	-	88,230	390,865
Rental income	-	-	-	-
Charges for services	5,425	-	-	-
Contributions and donations	4,500	-	6,287	500
Miscellaneous	31,030	-	7,109	35
Total revenue	<u>74,765</u>	<u>781,746</u>	<u>101,626</u>	<u>391,400</u>
<b>Expenditures:</b>				
Current:				
Instruction:				
Regular	10,083	-	-	-
Special	368	-	-	-
Other	-	-	-	-
Support services:				
Pupil	-	-	-	-
Instructional staff	20,695	-	-	-
Administration	-	-	-	-
Fiscal	-	5,859	-	-
Operations and maintenance	-	56,392	-	-
Operation of non-instructional services:				
Food service operations	-	-	-	-
Other non-instructional services	-	-	3,979	-
Extracurricular activities	21,600	-	84,769	815,270
Total expenditures	<u>52,746</u>	<u>62,251</u>	<u>88,748</u>	<u>815,270</u>
Excess of revenues over (under) expenditures	<u>22,019</u>	<u>719,495</u>	<u>12,878</u>	<u>(423,870)</u>
<b>Other financing sources:</b>				
Transfers in	-	-	-	418,304
Total other financing sources	<u>-</u>	<u>-</u>	<u>-</u>	<u>418,304</u>
Net change in fund balances	22,019	719,495	12,878	(5,566)
<b>Fund balances (deficit) at beginning of year</b>	<u>59,039</u>	<u>1,864,580</u>	<u>142,419</u>	<u>185,727</u>
<b>Fund balances (deficit) at end of year</b>	<u>\$ 81,058</u>	<u>\$ 2,584,075</u>	<u>\$ 155,297</u>	<u>\$ 180,161</u>

<u>Auxiliary Services</u>	<u>Network Connectivity</u>	<u>Miscellaneous State Grants</u>	<u>Student Wellness and Success</u>	<u>Vocational Education Enhancements</u>	<u>Title VI-B</u>	<u>Title III</u>
\$ -	\$ -	\$ -	\$ -	\$ -	\$ -	\$ -
709,847	16,200	100,103	1,011,287	9,835	1,645,250	19,643
362	-	-	-	-	-	-
-	-	-	-	-	-	-
-	-	-	-	-	-	-
-	-	-	-	-	-	-
-	-	-	-	-	-	-
<u>710,209</u>	<u>16,200</u>	<u>100,103</u>	<u>1,011,287</u>	<u>9,835</u>	<u>1,645,250</u>	<u>19,643</u>
580,051	-	-	-	4,199	-	-
-	-	-	-	-	1,682,181	21,923
-	-	-	-	-	-	-
97,061	-	50,136	1,201,966	-	-	-
-	-	8,502	-	-	-	-
-	-	-	-	-	-	-
-	-	-	-	-	-	-
-	-	-	-	-	-	-
44,902	-	-	-	-	-	-
-	-	-	-	-	-	-
<u>722,014</u>	<u>-</u>	<u>58,638</u>	<u>1,201,966</u>	<u>4,199</u>	<u>1,682,181</u>	<u>21,923</u>
<u>(11,805)</u>	<u>16,200</u>	<u>41,465</u>	<u>(190,679)</u>	<u>5,636</u>	<u>(36,931)</u>	<u>(2,280)</u>
-	-	-	-	-	-	-
-	-	-	-	-	-	-
(11,805)	16,200	41,465	(190,679)	5,636	(36,931)	(2,280)
(16,421)	-	(1,375)	(32,534)	(2,911)	(177,395)	(144)
<u>\$ (28,226)</u>	<u>\$ 16,200</u>	<u>\$ 40,090</u>	<u>\$ (223,213)</u>	<u>\$ 2,725</u>	<u>\$ (214,326)</u>	<u>\$ (2,424)</u>

-- Continued

**WEST CLERMONT LOCAL SCHOOL DISTRICT  
CLERMONT COUNTY, OHIO**

COMBINING STATEMENT OF REVENUES, EXPENDITURES AND CHANGES IN FUND BALANCES  
NONMAJOR SPECIAL REVENUE FUNDS  
FOR THE FISCAL YEAR ENDED JUNE 30, 2021

	<u>Title I</u>	<u>Preschool Grant</u>	<u>Supporting Effective Instruction</u>	<u>Miscellaneous Federal Grants</u>
<b>Revenues:</b>				
From local sources:				
Property taxes	\$ -	\$ -	\$ -	\$ -
Intergovernmental	1,295,863	48,347	257,300	210,469
Investment earnings	-	-	-	-
Extracurricular	-	-	-	-
Rental income	-	-	-	-
Charges for services	-	-	-	-
Contributions and donations	-	-	-	-
Miscellaneous	-	-	-	-
Total revenue	<u>1,295,863</u>	<u>48,347</u>	<u>257,300</u>	<u>210,469</u>
<b>Expenditures:</b>				
Current:				
Instruction:				
Regular	757,619	-	-	37,954
Special	232,321	51,227	-	-
Other	-	-	-	-
Support services:				
Pupil	-	-	-	-
Instructional staff	-	235	268,972	138,479
Administration	55,045	-	-	-
Fiscal	-	-	-	-
Operations and maintenance	-	-	-	-
Operation of non-instructional services:				
Food service operations	-	-	-	-
Other non-instructional services	155,033	-	21,576	11,168
Extracurricular activities	-	-	-	-
Total expenditures	<u>1,200,018</u>	<u>51,462</u>	<u>290,548</u>	<u>187,601</u>
Excess of revenues over (under) expenditures	<u>95,845</u>	<u>(3,115)</u>	<u>(33,248)</u>	<u>22,868</u>
<b>Other financing sources:</b>				
Transfers in	-	-	-	-
Total other financing sources	<u>-</u>	<u>-</u>	<u>-</u>	<u>-</u>
Net change in fund balances	95,845	(3,115)	(33,248)	22,868
<b>Fund balances (deficit) at beginning of year</b>	<u>(192,096)</u>	<u>(6,034)</u>	<u>2,671</u>	<u>(72,397)</u>
<b>Fund balances (deficit) at end of year</b>	<u>\$ (96,251)</u>	<u>\$ (9,149)</u>	<u>\$ (30,577)</u>	<u>\$ (49,529)</u>

<u>Food Service</u>	<u>Scholarships</u>	<u>Health Plex</u>	<u>Title I - School Improvement</u>	<u>Elementary and Secondary School Emergency Relief</u>	<u>Coronavirus Relief</u>	<u>Total Nonmajor Special Revenue Funds</u>
\$ -	\$ -	\$ -	\$ -	\$ -	\$ -	\$ 696,821
2,426,965	-	-	16,481	1,079,782	677,199	9,643,116
781	-	-	-	-	-	1,143
-	-	-	-	-	-	479,285
-	-	92,478	-	-	-	92,478
128,166	-	-	-	-	-	133,591
50	-	30,000	-	-	-	41,337
19,133	5,000	-	-	-	-	62,307
<u>2,575,095</u>	<u>5,000</u>	<u>122,478</u>	<u>16,481</u>	<u>1,079,782</u>	<u>677,199</u>	<u>11,150,078</u>
-	-	-	12,999	1,044,135	548,880	2,995,920
-	-	-	-	-	-	1,988,020
-	-	-	-	1,020,423	-	1,020,423
-	-	-	-	-	35,562	1,384,725
-	-	-	3,482	118,544	152,533	711,442
-	-	-	-	2,974	-	58,019
-	-	-	-	-	-	5,859
-	-	-	-	5,232	136,438	198,062
2,967,691	-	-	-	-	-	2,967,691
-	-	-	-	39,230	-	275,888
-	-	-	-	-	-	921,639
<u>2,967,691</u>	<u>-</u>	<u>-</u>	<u>16,481</u>	<u>2,230,538</u>	<u>873,413</u>	<u>12,527,688</u>
<u>(392,596)</u>	<u>5,000</u>	<u>122,478</u>	<u>-</u>	<u>(1,150,756)</u>	<u>(196,214)</u>	<u>(1,377,610)</u>
91,818	-	-	-	-	-	510,122
<u>91,818</u>	<u>-</u>	<u>-</u>	<u>-</u>	<u>-</u>	<u>-</u>	<u>510,122</u>
(300,778)	5,000	122,478	-	(1,150,756)	(196,214)	(867,488)
<u>272,390</u>	<u>9,705</u>	<u>637,641</u>	<u>-</u>	<u>-</u>	<u>-</u>	<u>2,672,865</u>
<u>\$ (28,388)</u>	<u>\$ 14,705</u>	<u>\$ 760,119</u>	<u>\$ -</u>	<u>\$ (1,150,756)</u>	<u>\$ (196,214)</u>	<u>\$ 1,805,377</u>

**WEST CLERMONT LOCAL SCHOOL DISTRICT  
CLERMONT COUNTY, OHIO**

COMBINING BALANCE SHEET  
NONMAJOR CAPITAL PROJECTS FUNDS  
JUNE 30, 2021

	<b>Permanent Improvement</b>	<b>Building</b>	<b>Classroom Facilities</b>	<b>Total Nonmajor Capital Projects Funds</b>
<b>Assets:</b>				
Equity in pooled cash and investments	\$ 2,195,842	\$ 34,502	\$ 833,223	\$ 3,063,567
Receivables:				
Property taxes	5,412,344	-	-	5,412,344
Payment in lieu of taxes	365,565	-	-	365,565
Accounts	9,664	-	-	9,664
Intergovernmental	-	-	208,341	208,341
Total assets	<u>\$ 7,983,415</u>	<u>\$ 34,502</u>	<u>\$ 1,041,564</u>	<u>\$ 9,059,481</u>
<b>Liabilities:</b>				
Accounts payable	\$ 15,000	\$ -	\$ -	\$ 15,000
Contracts payable	197,976	-	82,347	280,323
Total liabilities	<u>212,976</u>	<u>-</u>	<u>82,347</u>	<u>295,323</u>
<b>Deferred inflows of resources:</b>				
Property taxes levied for the next fiscal year	4,764,178	-	-	4,764,178
Payment in lieu of taxes levied for the next fiscal year	365,565	-	-	365,565
Delinquent property tax revenue not available	56,214	-	-	56,214
Intergovernmental revenue not available	-	-	208,341	208,341
Total deferred inflows of resources	<u>5,185,957</u>	<u>-</u>	<u>208,341</u>	<u>5,394,298</u>
<b>Fund balances:</b>				
Restricted:				
Capital improvements	-	34,502	750,876	785,378
Committed:				
Capital improvements	2,584,482	-	-	2,584,482
Total fund balances	<u>2,584,482</u>	<u>34,502</u>	<u>750,876</u>	<u>3,369,860</u>
Total liabilities, deferred inflows and fund balances	<u>\$ 7,983,415</u>	<u>\$ 34,502</u>	<u>\$ 1,041,564</u>	<u>\$ 9,059,481</u>

**WEST CLERMONT LOCAL SCHOOL DISTRICT  
CLERMONT COUNTY, OHIO**

COMBINING STATEMENT OF REVENUES, EXPENDITURES AND CHANGES IN FUND BALANCES  
NONMAJOR CAPITAL PROJECTS FUNDS  
FOR THE FISCAL YEAR ENDED JUNE 30, 2021

	<u>Permanent Improvement</u>	<u>Building</u>	<u>Classroom Facilities</u>	<u>Total Nonmajor Capital Projects Funds</u>
<b>Revenues:</b>				
From local sources:				
Property taxes	\$ 4,070,381	\$ -	\$ -	\$ 4,070,381
Intergovernmental	630,497	-	980,711	1,611,208
Investment earnings	21,880	379	1,714	23,973
Rental income	11,964	-	-	11,964
Payment in lieu of taxes	331,770	-	-	331,770
Miscellaneous	47,060	-	-	47,060
Total revenues	<u>5,113,552</u>	<u>379</u>	<u>982,425</u>	<u>6,096,356</u>
<b>Expenditures:</b>				
Current:				
Support services:				
Fiscal	80,668	-	-	80,668
Operations and maintenance	57,000	-	-	57,000
Extracurricular activities	266,369	-	-	266,369
Facilities acquisition and construction	556,336	34,557	1,150,990	1,741,883
Debt service:				
Principal retirement	750,000	-	-	750,000
Interest and fiscal charges	4,261,246	-	-	4,261,246
Total expenditures	<u>5,971,619</u>	<u>34,557</u>	<u>1,150,990</u>	<u>7,157,166</u>
Net change in fund balances	(858,067)	(34,178)	(168,565)	(1,060,810)
<b>Fund balances at beginning of year</b>	<u>3,442,549</u>	<u>68,680</u>	<u>919,441</u>	<u>4,430,670</u>
<b>Fund balances at end of year</b>	<u>\$ 2,584,482</u>	<u>\$ 34,502</u>	<u>\$ 750,876</u>	<u>\$ 3,369,860</u>

**WEST CLERMONT LOCAL SCHOOL DISTRICT  
CLERMONT COUNTY, OHIO**

SCHEDULES OF REVENUES, EXPENDITURES AND CHANGES IN  
FUND BALANCE - BUDGET AND ACTUAL (NON-GAAP BUDGETARY BASIS)  
NONMAJOR SPECIAL REVENUE FUNDS  
FOR THE FISCAL YEAR ENDED JUNE 30, 2021

	<u>Budgeted Amounts</u>		<u>Actual</u>	<u>Variance with Final Budget Positive (Negative)</u>
	<u>Original</u>	<u>Final</u>		
<b>Other Grants</b>				
Total revenues and other sources	\$ 60,000	\$ 71,150	\$ 73,345	\$ 2,195
Total expenditures and other uses	117,926	58,996	63,696	(4,700)
Net change in fund balance	(57,926)	12,154	9,649	(2,505)
Fund balance at beginning of fiscal year	60,535	60,535	60,535	-
Prior year encumbrances appropriated	3,092	3,092	3,092	-
Fund balance at end of fiscal year	<u>\$ 5,701</u>	<u>\$ 75,781</u>	<u>\$ 73,276</u>	<u>\$ (2,505)</u>
<b>Classroom Facilities Maintenance</b>				
Total revenues and other sources	\$ 628,450	\$ 328,192	\$ 781,746	\$ 453,554
Total expenditures and other uses	493,529	105,815	105,815	-
Net change in fund balance	134,921	222,377	675,931	453,554
Fund balance at beginning of fiscal year	1,771,051	1,771,051	1,771,051	-
Prior year encumbrances appropriated	93,529	93,529	93,529	-
Fund balance at end of fiscal year	<u>\$ 1,999,501</u>	<u>\$ 2,086,957</u>	<u>\$ 2,540,511</u>	<u>\$ 453,554</u>
<b>Student Managed Activities</b>				
Total revenues and other sources	\$ 200,000	\$ 104,534	\$ 104,534	\$ -
Total expenditures and other uses	205,593	126,322	126,322	-
Net change in fund balance	(5,593)	(21,788)	(21,788)	-
Fund balance at beginning of fiscal year	133,868	133,868	133,868	-
Prior year encumbrances appropriated	5,593	5,593	5,593	-
Fund balance at end of fiscal year	<u>\$ 133,868</u>	<u>\$ 117,673</u>	<u>\$ 117,673</u>	<u>\$ -</u>
<b>District Managed Student Activities</b>				
Total revenues and other sources	\$ 910,000	\$ 811,825	\$ 812,075	\$ 250
Total expenditures and other uses	974,673	847,801	849,507	(1,706)
Net change in fund balance	(64,673)	(35,976)	(37,432)	(1,456)
Fund balance at beginning of fiscal year	202,110	202,110	202,110	-
Prior year encumbrances appropriated	24,673	24,673	24,673	-
Fund balance at end of fiscal year	<u>\$ 162,110</u>	<u>\$ 190,807</u>	<u>\$ 189,351</u>	<u>\$ (1,456)</u>



**WEST CLERMONT LOCAL SCHOOL DISTRICT  
CLERMONT COUNTY, OHIO**

SCHEDULES OF REVENUES, EXPENDITURES AND CHANGES IN  
FUND BALANCE - BUDGET AND ACTUAL (NON-GAAP BUDGETARY BASIS)  
NONMAJOR SPECIAL REVENUE FUNDS (CONTINUED)  
FOR THE FISCAL YEAR ENDED JUNE 30, 2021

	<u>Budgeted Amounts</u>		<u>Actual</u>	<b>Variance with Final Budget Positive (Negative)</b>
	<u>Original</u>	<u>Final</u>		
<b>Auxiliary Services</b>				
Total revenues and other sources	\$ 701,443	\$ 710,209	\$ 710,209	\$ -
Total expenditures and other uses	<u>774,003</u>	<u>771,090</u>	<u>771,089</u>	<u>1</u>
Net change in fund balance	(72,560)	(60,881)	(60,880)	1
Fund balance at beginning of fiscal year	21,836	21,836	21,836	-
Prior year encumbrances appropriated	<u>50,003</u>	<u>50,003</u>	<u>50,003</u>	<u>-</u>
Fund balance (deficit) at end of fiscal year	<u>\$ (721)</u>	<u>\$ 10,958</u>	<u>\$ 10,959</u>	<u>\$ 1</u>
<b>Network Connectivity</b>				
Total revenues and other sources	\$ 8,100	\$ 16,200	\$ 16,200	\$ -
Total expenditures and other uses	<u>8,100</u>	<u>-</u>	<u>-</u>	<u>-</u>
Net change in fund balance	-	16,200	16,200	-
Fund balance at beginning of fiscal year	<u>-</u>	<u>-</u>	<u>-</u>	<u>-</u>
Fund balance at end of fiscal year	<u>\$ -</u>	<u>\$ 16,200</u>	<u>\$ 16,200</u>	<u>\$ -</u>
<b>Miscellaneous State Grants</b>				
Total revenues and other sources	\$ 44,538	\$ 100,103	\$ 100,103	\$ -
Total expenditures and other uses	<u>68,531</u>	<u>73,833</u>	<u>73,833</u>	<u>-</u>
Net change in fund balance	(23,993)	26,270	26,270	-
Fund balance (deficit) at beginning of fiscal year	(9,778)	(9,778)	(9,778)	-
Prior year encumbrances appropriated	<u>16,885</u>	<u>16,885</u>	<u>16,885</u>	<u>-</u>
Fund balance (deficit) at end of fiscal year	<u>\$ (16,886)</u>	<u>\$ 33,377</u>	<u>\$ 33,377</u>	<u>\$ -</u>
<b>Student Wellness and Success</b>				
Total revenues and other sources	\$ 1,014,654	\$ 1,011,287	\$ 1,011,287	\$ -
Total expenditures and other uses	<u>665,352</u>	<u>1,063,423</u>	<u>1,063,423</u>	<u>-</u>
Net change in fund balance	349,302	(52,136)	(52,136)	-
Fund balance at beginning of fiscal year	46,181	46,181	46,181	-
Prior year encumbrances appropriated	<u>5,955</u>	<u>5,955</u>	<u>5,955</u>	<u>-</u>
Fund balance at end of fiscal year	<u>\$ 401,438</u>	<u>\$ -</u>	<u>\$ -</u>	<u>\$ -</u>

-- Continued

**WEST CLERMONT LOCAL SCHOOL DISTRICT  
CLERMONT COUNTY, OHIO**

SCHEDULES OF REVENUES, EXPENDITURES AND CHANGES IN  
FUND BALANCE - BUDGET AND ACTUAL (NON-GAAP BUDGETARY BASIS)  
NONMAJOR SPECIAL REVENUE FUNDS (CONTINUED)  
FOR THE FISCAL YEAR ENDED JUNE 30, 2021

	<u>Budgeted Amounts</u>		<u>Actual</u>	<u>Variance with Final Budget Positive (Negative)</u>
	<u>Original</u>	<u>Final</u>		
<b>Vocational Education Enhancements</b>				
Total revenues and other sources	\$ 10,725	\$ 13,441	\$ 13,441	\$ -
Total expenditures and other uses	<u>10,725</u>	<u>10,715</u>	<u>10,715</u>	<u>-</u>
Net change in fund balance	-	2,726	2,726	-
Fund balance at beginning of fiscal year	<u>-</u>	<u>-</u>	<u>-</u>	<u>-</u>
Fund balance (deficit) at end of fiscal year	<u>\$ -</u>	<u>\$ 2,726</u>	<u>\$ 2,726</u>	<u>\$ -</u>
<b>Title VI-B</b>				
Total revenues and other sources	\$ 2,030,682	\$ 1,645,322	\$ 1,645,322	\$ -
Total expenditures and other uses	<u>1,867,445</u>	<u>1,720,647</u>	<u>1,720,647</u>	<u>-</u>
Net change in fund balance	163,237	(75,325)	(75,325)	-
Fund balance at beginning of fiscal year	<u>75,326</u>	<u>75,326</u>	<u>75,326</u>	<u>-</u>
Fund balance at end of fiscal year	<u>\$ 238,563</u>	<u>\$ 1</u>	<u>\$ 1</u>	<u>\$ -</u>
<b>Title III</b>				
Total revenues and other sources	\$ 33,590	\$ 24,992	\$ 24,992	\$ -
Total expenditures and other uses	<u>25,432</u>	<u>24,992</u>	<u>24,992</u>	<u>-</u>
Net change in fund balance	8,158	-	-	-
Fund balance (deficit) at beginning of fiscal year	(1,848)	(1,848)	(1,848)	-
Prior year encumbrances appropriated	<u>1,848</u>	<u>1,848</u>	<u>1,848</u>	<u>-</u>
Fund balance at end of fiscal year	<u>\$ 8,158</u>	<u>\$ -</u>	<u>\$ -</u>	<u>\$ -</u>
<b>Title I</b>				
Total revenues and other sources	\$ 1,575,419	\$ 1,295,863	\$ 1,295,863	\$ -
Total expenditures and other uses	<u>1,260,642</u>	<u>1,290,115</u>	<u>1,290,115</u>	<u>-</u>
Net change in fund balance	314,777	5,748	5,748	-
Fund balance at beginning of fiscal year	566	566	566	-
Prior year encumbrances appropriated	<u>3,680</u>	<u>3,680</u>	<u>3,680</u>	<u>-</u>
Fund balance at end of fiscal year	<u>\$ 319,023</u>	<u>\$ 9,994</u>	<u>\$ 9,994</u>	<u>\$ -</u>

-- Continued

**WEST CLERMONT LOCAL SCHOOL DISTRICT  
CLERMONT COUNTY, OHIO**

SCHEDULES OF REVENUES, EXPENDITURES AND CHANGES IN  
FUND BALANCE - BUDGET AND ACTUAL (NON-GAAP BUDGETARY BASIS)  
NONMAJOR SPECIAL REVENUE FUNDS (CONTINUED)  
FOR THE FISCAL YEAR ENDED JUNE 30, 2021

	<u>Budgeted Amounts</u>		<u>Actual</u>	<u>Variance with Final Budget Positive (Negative)</u>
	<u>Original</u>	<u>Final</u>		
<b>Preschool Grant</b>				
Total revenues and other sources	\$ 53,583	\$ 48,347	\$ 48,347	\$ -
Total expenditures and other uses	51,788	48,355	48,355	-
Net change in fund balance	1,795	(8)	(8)	-
Fund balance at beginning of fiscal year	8	8	8	-
Fund balance (deficit) at end of fiscal year	<u>\$ 1,803</u>	<u>\$ -</u>	<u>\$ -</u>	<u>\$ -</u>
<b>Supporting Effective Instruction</b>				
Total revenues and other sources	\$ 302,467	\$ 288,495	\$ 288,495	\$ -
Total expenditures and other uses	257,880	291,839	291,839	-
Net change in fund balance	44,587	(3,344)	(3,344)	-
Fund balance (deficit) at beginning of fiscal year	(10,904)	(10,904)	(10,904)	-
Prior year encumbrances appropriated	14,249	14,249	14,249	-
Fund balance at end of fiscal year	<u>\$ 47,932</u>	<u>\$ 1</u>	<u>\$ 1</u>	<u>\$ -</u>
<b>Miscellaneous Federal Grants</b>				
Total revenues and other sources	\$ 173,714	\$ 259,999	\$ 259,999	\$ -
Total expenditures and other uses	493,626	259,998	297,951	(37,953)
Net change in fund balance	(319,912)	1	(37,952)	(37,953)
Fund balance (deficit) at beginning of fiscal year	(77,537)	(77,537)	(77,537)	-
Prior year encumbrances appropriated	77,537	77,537	77,537	-
Fund balance (deficit) at end of fiscal year	<u>\$ (319,912)</u>	<u>\$ 1</u>	<u>\$ (37,952)</u>	<u>\$ (37,953)</u>
<b>Food Service</b>				
Total revenues and other sources	\$ 2,600,000	\$ 2,686,367	\$ 2,687,350	\$ 983
Total expenditures and other uses	2,649,462	2,907,544	3,087,582	(180,038)
Net change in fund balance	(49,462)	(221,177)	(400,232)	(179,055)
Fund balance at beginning of fiscal year	387,372	387,372	387,372	-
Prior year encumbrances appropriated	49,463	49,463	49,463	-
Fund balance at end of fiscal year	<u>\$ 387,373</u>	<u>\$ 215,658</u>	<u>\$ 36,603</u>	<u>\$ (179,055)</u>

- - Continued

**WEST CLERMONT LOCAL SCHOOL DISTRICT  
CLERMONT COUNTY, OHIO**

SCHEDULES OF REVENUES, EXPENDITURES AND CHANGES IN  
FUND BALANCE - BUDGET AND ACTUAL (NON-GAAP BUDGETARY BASIS)  
NONMAJOR SPECIAL REVENUE FUNDS (CONTINUED)  
FOR THE FISCAL YEAR ENDED JUNE 30, 2021

	<u>Budgeted Amounts</u>		<u>Actual</u>	<b>Variance with Final Budget Positive (Negative)</b>
	<u>Original</u>	<u>Final</u>		
<b>Scholarships</b>				
Total revenues and other sources	\$ 5,000	\$ 5,000	\$ 5,000	\$ -
Total expenditures and other uses	19,704	5,000	5,000	-
Net change in fund balance	(14,704)	-	-	-
Fund balance at beginning of fiscal year	14,705	14,705	14,705	-
Fund balance at end of fiscal year	<u>\$ 1</u>	<u>\$ 14,705</u>	<u>\$ 14,705</u>	<u>\$ -</u>
<b>Health Plex</b>				
Total revenues and other sources	\$ 112,170	\$ 129,960	\$ 122,478	\$ (7,482)
Total expenditures and other uses	4,568	4,895	4,895	-
Net change in fund balance	107,602	125,065	117,583	(7,482)
Fund balance at beginning of fiscal year	637,641	637,641	637,641	-
Prior year encumbrances appropriated	4,895	4,895	4,895	-
Fund balance at end of fiscal year	<u>\$ 750,138</u>	<u>\$ 767,601</u>	<u>\$ 760,119</u>	<u>\$ (7,482)</u>
<b>Title I - School Improvement</b>				
Total revenues and other sources	\$ 32,500	\$ 16,481	\$ 16,481	\$ -
Total expenditures and other uses	32,500	16,481	16,481	-
Net change in fund balance	-	-	-	-
Fund balance at beginning of fiscal year	-	-	-	-
Fund balance at end of fiscal year	<u>\$ -</u>	<u>\$ -</u>	<u>\$ -</u>	<u>\$ -</u>
<b>Elementary and Secondary School Emergency Relief</b>				
Total revenues and other sources	\$ 1,146,904	\$ 3,710,967	\$ 3,710,967	\$ -
Total expenditures and other uses	1,146,904	3,710,966	3,707,503	3,463
Net change in fund balance	-	1	3,464	3,463
Fund balance at beginning of fiscal year	-	-	-	-
Fund balance at end of fiscal year	<u>\$ -</u>	<u>\$ 1</u>	<u>\$ 3,464</u>	<u>\$ 3,463</u>

-- Continued

**WEST CLERMONT LOCAL SCHOOL DISTRICT  
CLERMONT COUNTY, OHIO**

SCHEDULES OF REVENUES, EXPENDITURES AND CHANGES IN  
FUND BALANCE - BUDGET AND ACTUAL (NON-GAAP BUDGETARY BASIS)  
NONMAJOR SPECIAL REVENUE FUNDS (CONTINUED)  
FOR THE FISCAL YEAR ENDED JUNE 30, 2021

	<u>Budgeted Amounts</u>		<u>Actual</u>	<b>Variance with Final Budget Positive (Negative)</b>
	<u>Original</u>	<u>Final</u>		
<b>Coronavirus Relief</b>				
Total revenues and other sources	\$ 406,835	\$ 873,413	\$ 873,413	\$ -
Total expenditures and other uses	-	873,413	873,413	-
Net change in fund balance	406,835	-	-	-
Fund balance at beginning of fiscal year	-	-	-	-
Fund balance at end of fiscal year	<u>\$ 406,835</u>	<u>\$ -</u>	<u>\$ -</u>	<u>\$ -</u>
<b>Public School Support</b>				
Total revenues and other sources	\$ 350,000	\$ 212,996	\$ 214,656	\$ 1,660
Total expenditures and other uses	266,085	227,378	227,464	(86)
Net change in fund balance	83,915	(14,382)	(12,808)	1,574
Fund balance at beginning of fiscal year	144,020	144,020	144,020	-
Prior year encumbrances appropriated	25,085	25,085	25,085	-
Fund balance at end of fiscal year	<u>\$ 253,020</u>	<u>\$ 154,723</u>	<u>\$ 156,297</u>	<u>\$ 1,574</u>
<b>Uniform School Supply</b>				
Total revenues and other sources	\$ 550,000	\$ 360,389	\$ 366,537	\$ 6,148
Total expenditures and other uses	593,998	296,886	296,581	305
Net change in fund balance	(43,998)	63,503	69,956	6,453
Fund balance at beginning of fiscal year	458,004	458,004	458,004	-
Prior year encumbrances appropriated	27,998	27,998	27,998	-
Fund balance at end of fiscal year	<u>\$ 442,004</u>	<u>\$ 549,505</u>	<u>\$ 555,958</u>	<u>\$ 6,453</u>

**WEST CLERMONT LOCAL SCHOOL DISTRICT  
CLERMONT COUNTY, OHIO**

SCHEDULES OF REVENUES, EXPENDITURES AND CHANGES IN  
FUND BALANCE - BUDGET AND ACTUAL (NON-GAAP BUDGETARY BASIS)  
NONMAJOR DEBT SERVICE FUND AND NONMAJOR CAPITAL PROJECTS FUNDS  
FOR THE FISCAL YEAR ENDED JUNE 30, 2021

	<u>Budgeted Amounts</u>		<u>Actual</u>	<b>Variance with Final Budget Positive (Negative)</b>
	<u>Original</u>	<u>Final</u>		
<b>Bond Retirement</b>				
Total revenues and other sources	\$ 1,690,121	\$ 1,812,170	\$ 1,828,851	\$ 16,681
Total expenditures and other uses	<u>1,783,720</u>	<u>1,777,611</u>	<u>1,777,611</u>	<u>-</u>
Net change in fund balance	(93,599)	34,559	51,240	16,681
Fund balance at beginning of fiscal year	<u>2,951,862</u>	<u>2,951,862</u>	<u>2,951,862</u>	<u>-</u>
Fund balance at end of fiscal year	<u><u>\$ 2,858,263</u></u>	<u><u>\$ 2,986,421</u></u>	<u><u>\$ 3,003,102</u></u>	<u><u>\$ 16,681</u></u>
<b>Permanent Improvement</b>				
Total revenues and other sources	\$ 5,675,416	\$ 6,575,507	\$ 6,196,967	\$ (378,540)
Total expenditures and other uses	<u>5,875,892</u>	<u>6,296,605</u>	<u>6,296,605</u>	<u>-</u>
Net change in fund balance	(200,476)	278,902	(99,638)	(378,540)
Fund balance at beginning of fiscal year	1,749,993	1,749,993	1,749,993	-
Prior year encumbrances appropriated	<u>7,525</u>	<u>7,525</u>	<u>7,525</u>	<u>-</u>
Fund balance at end of fiscal year	<u><u>\$ 1,557,042</u></u>	<u><u>\$ 2,036,420</u></u>	<u><u>\$ 1,657,880</u></u>	<u><u>\$ (378,540)</u></u>
<b>Building</b>				
Total revenues and other sources	\$ 3,000	\$ 379	\$ 379	\$ -
Total expenditures and other uses	<u>94,164</u>	<u>58,143</u>	<u>58,143</u>	<u>-</u>
Net change in fund balance	(91,164)	(57,764)	(57,764)	-
Fund balance at beginning of fiscal year	33,023	33,023	33,023	-
Prior year encumbrances appropriated	<u>58,142</u>	<u>58,142</u>	<u>58,142</u>	<u>-</u>
Fund balance at end of fiscal year	<u><u>\$ 1</u></u>	<u><u>\$ 33,401</u></u>	<u><u>\$ 33,401</u></u>	<u><u>\$ -</u></u>
<b>Classroom Facilities</b>				
Total revenues and other sources	\$ 3,252,636	\$ 1,968,501	\$ 2,447,871	\$ 479,370
Total expenditures and other uses	<u>5,033,865</u>	<u>3,335,854</u>	<u>3,335,854</u>	<u>-</u>
Net change in fund balance	(1,781,229)	(1,367,353)	(887,983)	479,370
Fund balance (deficit) at beginning of fiscal year	(3,632,006)	(3,632,006)	(3,632,006)	-
Prior year encumbrances appropriated	<u>4,933,865</u>	<u>4,933,865</u>	<u>4,933,865</u>	<u>-</u>
Fund balance (deficit) at end of fiscal year	<u><u>\$ (479,370)</u></u>	<u><u>\$ (65,494)</u></u>	<u><u>\$ 413,876</u></u>	<u><u>\$ 479,370</u></u>

# **STATISTICAL SECTION**

**THIS PAGE IS INTENTIONALLY LEFT BLANK**



**WEST CLERMONT LOCAL SCHOOL DISTRICT  
CLERMONT COUNTY, OHIO**

**STATISTICAL SECTION**

This part of West Clermont Local School District's annual comprehensive financial report presents detailed information as a context for understanding what the information in the financial statements, note disclosures, and required supplementary information says about the District's overall financial health.

**Contents**

**Financial Trends**

These schedules contain trend information to help the reader understand how the District's financial performance and well-being have changed over time.

**Revenue Capacity**

These schedules contain information to help the reader assess the District's most significant local revenue source, the property tax.

**Debt Capacity**

These schedules present information to help the reader assess the affordability of the District's current levels of outstanding debt and the District's ability to issue additional debt in the future.

**Economic and Demographic Information**

These schedules offer demographic and economic indicators to help the reader understand the environment within which the District's financial activities take place.

**Operating Information**

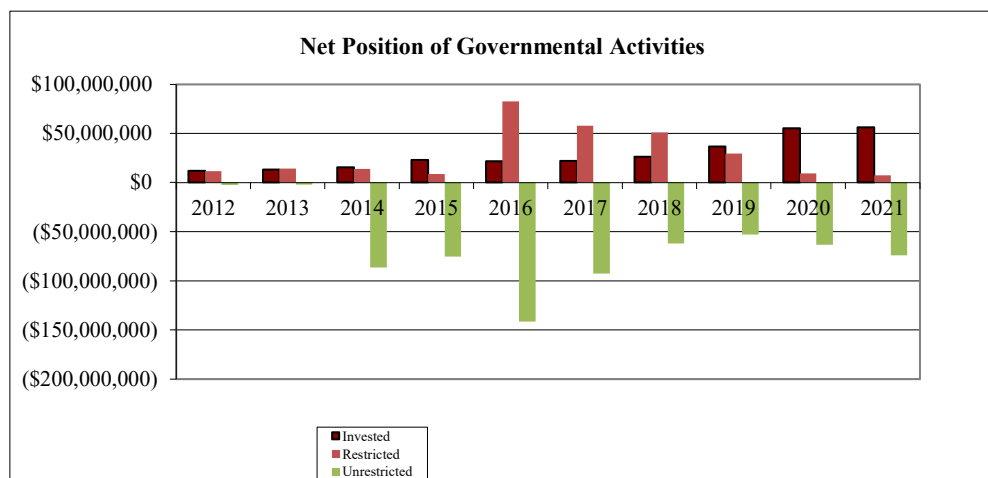
These schedules contain service and infrastructure data to help the reader understand how the information in the District's financial report relates to the services the District provides and the activities it performs.

Sources: Unless otherwise noted, the information in these schedules is derived from the annual comprehensive financial reports for the relevant year.

**WEST CLERMONT LOCAL SCHOOL DISTRICT  
CLERMONT COUNTY, OHIO**

NET POSITION BY COMPONENT  
LAST TEN FISCAL YEARS  
(ACCRUAL BASIS OF ACCOUNTING)

	2012, as restated	2013, as restated	2014, as restated	2015	2016
<b>Governmental Activities:</b>					
Net Investment in					
Capital Assets	\$ 11,955,778	\$ 12,986,534	\$ 15,518,103	\$ 22,751,297	\$ 21,737,307
Restricted for:					
Capital Projects	4,957,978	6,387,497	7,607,745	2,063,413	76,044,835
Classroom Facilities Maintenance	-	-	-	-	-
Debt Service	3,971,476	4,123,246	4,333,385	4,349,619	4,269,605
Locally Funded Programs	-	-	-	-	-
State Funded Programs	-	-	-	-	-
Federally Funded Programs	609,350	113,667	686,554	625,308	779,530
Student Activities	181,323	207,147	328,218	415,556	477,798
Other Purposes	1,699,046	3,200,415	898,602	960,613	941,451
Unrestricted (Deficit)	<u>(2,542,238)</u>	<u>(2,242,475)</u>	<u>(86,352,862)</u>	<u>(75,425,927)</u>	<u>(141,553,382)</u>
Total Net Position	<u>\$ 20,832,713</u>	<u>\$ 24,776,031</u>	<u>\$ (56,980,255)</u>	<u>\$ (44,260,121)</u>	<u>\$ (37,302,856)</u>



<b>2017, as restated</b>	<b>2018</b>	<b>2019, as restated</b>	<b>2020</b>	<b>2021</b>
\$ 21,801,177	\$ 26,287,391	\$ 36,586,934	\$ 55,180,433	\$ 55,951,897
50,538,567	44,618,283	22,761,357	3,568,152	1,076,066
314,225	842,768	1,380,931	1,864,580	2,584,075
4,496,581	4,157,843	3,963,089	3,022,080	3,119,043
-	14,854	31,529	68,744	95,763
-	24,855	-	6,935	65,594
829,595	204,022	88,006	50,397	-
508,089	209,303	306,843	328,146	335,381
1,019,044	706,874	991,310	157,935	-
<u>(92,745,655)</u>	<u>(62,111,315)</u>	<u>(52,839,017)</u>	<u>(63,420,331)</u>	<u>(74,271,430)</u>
<u>\$ (13,238,377)</u>	<u>\$ 14,954,878</u>	<u>\$ 13,270,982</u>	<u>\$ 827,071</u>	<u>\$ (11,043,611)</u>

**WEST CLERMONT LOCAL SCHOOL DISTRICT  
CLERMONT COUNTY, OHIO**

CHANGES IN NET POSITION OF GOVERNMENTAL ACTIVITIES  
LAST TEN FISCAL YEARS  
(ACCRUAL BASIS OF ACCOUNTING)

	2012, as restated	2013, as restated	2014	2015	2016	2017
<b>Expenses</b>						
Instruction:						
Regular	\$ 34,356,317	\$ 32,478,701	\$ 34,937,715	\$ 35,703,570	\$ 37,214,205	\$ 41,861,700
Special	12,823,322	14,727,415	9,876,534	9,524,797	8,925,979	11,495,177
Vocational	276,169	319,423	411,755	359,760	418,059	544,478
Adult/continuing	-	-	-	-	-	-
Other	-	-	8,165	9,561	11,067	8,587
Support services:						
Pupil	4,368,889	4,946,280	4,905,231	4,791,166	4,777,078	5,192,950
Instructional staff	2,612,956	1,865,305	3,534,897	2,352,367	1,597,449	2,703,808
General administration	122,646	107,856	128,903	132,263	209,044	157,872
School administration	5,491,608	5,244,448	4,293,106	4,439,201	5,012,211	5,565,529
Fiscal	1,658,897	1,741,569	1,733,102	1,628,516	1,757,068	1,907,796
Business	47,703	51,946	56,113	47,653	51,410	57,363
Operations & maintenance	5,328,603	5,159,932	5,488,020	5,184,670	4,369,837	6,705,393
Pupil transportation	5,498,547	4,602,735	5,268,907	4,667,658	5,963,912	6,085,872
Central	1,452,797	419,740	-	347,423	389,760	390,406
Non-instructional services	2,878,962	2,758,490	2,311,229	2,430,397	2,329,959	2,339,604
Extracurricular activities	1,156,813	1,650,510	653,112	1,218,884	1,141,373	1,243,981
Interest and fiscal charges	2,098,299	1,625,068	2,001,235	2,006,367	5,697,247	5,574,546
<i>Total Expenses</i>	<u>80,172,528</u>	<u>77,699,418</u>	<u>75,608,024</u>	<u>74,844,253</u>	<u>79,865,658</u>	<u>91,835,062</u>
<b>Program Revenues</b>						
<b>Charges for services</b>						
Instruction:						
Regular	705,931	875,063	838,067	1,009,541	858,091	1,228,647
Special	141,457	583,375	554,864	675,912	575,553	818,027
Support services:						
Pupil	-	-	-	2,162	1,143	219
Instructional staff	-	9,802	18,383	5,880	1,714	1,825
Business	-	-	-	-	-	-
Operations & maintenance	40,215	134,385	109,005	71,966	56,305	66,120
Non-instructional services	1,176,329	975,491	912,575	797,416	807,979	965,739
Extracurricular activities	712,133	734,891	406,855	774,759	563,450	549,483
<b>Operating Grants and Contributions</b>						
Instruction:						
Regular	1,869,451	2,694,369	1,158,614	1,284,802	1,447,997	1,581,107
Special	1,463,648	1,179,711	2,253,905	3,050,382	2,147,813	2,732,824
Vocational	92,345	-	36,640	1,012	-	-
Other	-	-	-	-	-	-
Support services:						
Pupil	102,692	92,111	128,065	188,663	98,320	126,581
Instructional staff	1,452,382	659,188	197,356	205,772	190,300	240,749
School administration	355,721	223,326	91,688	80,840	11,279	60,509
Fiscal	-	64,176	-	154,923	-	-
Operations & maintenance	-	-	3,891	-	-	-
Pupil transportation	-	-	-	-	-	-
Central	-	35,371	-	-	46,297	-
Non-instructional services	1,565,687	1,579,607	1,309,307	1,497,580	1,518,096	1,403,912
Extracurricular activities	-	-	-	-	-	-
<b>Capital Grants and Contributions</b>						
Instruction:						
Regular	-	-	-	-	-	-
Support services:						
Operations & maintenance	-	-	-	-	-	-
Extracurricular activities	-	-	-	-	-	-
<i>Total Program Revenues</i>	<u>9,677,991</u>	<u>9,840,866</u>	<u>8,019,215</u>	<u>9,801,610</u>	<u>8,324,337</u>	<u>9,775,742</u>
Net Expense	<u>\$ (70,494,537)</u>	<u>\$ (67,858,552)</u>	<u>\$ (67,588,809)</u>	<u>\$ (65,042,643)</u>	<u>\$ (71,541,321)</u>	<u>\$ (82,059,320)</u>

2018	2019, as restated	2020	2021
\$ 22,075,567	\$ 39,536,053	\$ 49,133,718	\$ 50,114,480
11,466,774	11,087,265	13,929,270	12,848,249
279,281	245,859	140,200	155,577
-	-	-	4,000
2,639	10,778	8,668	1,070,381
4,061,991	5,779,278	6,818,496	7,005,552
1,719,680	1,772,038	2,040,494	2,439,582
331,304	55,479	341,723	382,312
2,871,575	5,564,469	7,442,436	7,550,936
1,441,938	2,031,386	1,861,524	2,078,964
80,614	199,633	285,763	281,917
3,182,130	7,476,360	8,302,457	10,158,386
6,740,293	6,814,369	6,614,418	6,883,673
331,260	329,327	145,965	308,766
2,262,244	3,059,900	3,541,517	3,544,264
1,062,392	1,353,674	1,524,865	1,852,274
4,958,662	5,153,380	5,103,035	5,118,334
<u>62,868,344</u>	<u>90,469,248</u>	<u>107,234,549</u>	<u>111,797,647</u>
2,049,506	1,860,154	1,871,215	2,001,503
374,934	236,346	203,630	611,422
61,661	224,809	6,213	58,938
432	307	611	2,203
11,040	-	-	-
55,702	100,498	102,239	35,600
1,047,654	1,139,927	934,145	237,933
506,164	505,438	475,794	477,438
1,271,988	1,692,645	1,938,469	2,960,056
6,699,968	6,707,078	6,447,833	6,125,821
45,562	45,562	45,562	45,562
-	-	-	1,020,423
125,376	177,389	803,308	1,223,633
248,715	480,952	310,610	736,291
72,261	55,107	88,203	55,425
-	-	-	-
-	-	41,063	141,670
1,579,786	1,649,307	303,786	287,249
-	-	-	-
2,256,704	1,940,071	1,953,608	2,746,152
24,062	3,679	39,991	41,648
-	-	-	2,093
-	-	-	14,261
5,000	235,064	120,024	66,643
<u>16,436,515</u>	<u>17,054,333</u>	<u>15,686,304</u>	<u>18,891,964</u>
<u>\$ (46,431,829)</u>	<u>\$ (73,414,915)</u>	<u>\$ (91,548,245)</u>	<u>\$ (92,905,683)</u>

**WEST CLERMONT LOCAL SCHOOL DISTRICT  
CLERMONT COUNTY, OHIO**

CHANGES IN NET POSITION OF GOVERNMENTAL ACTIVITIES  
LAST TEN FISCAL YEARS  
(ACCRUAL BASIS OF ACCOUNTING)

	<b>2012, as restated</b>	<b>2013, as restated</b>	<b>2014</b>	<b>2015</b>	<b>2016</b>	<b>2017</b>
<b>General Revenues</b>						
Property taxes levied for:						
General purposes	\$28,405,729	\$34,920,276	\$37,670,165	\$35,619,456	\$35,227,232	\$37,279,815
Debt service	2,055,205	2,495,106	2,744,327	2,562,858	2,529,255	2,660,572
Classroom facilities and maintenance	-	-	-	-	-	314,225
Capital projects	3,878,112	4,632,535	5,099,876	4,763,005	4,698,931	4,631,580
Payment in lieu of taxes	-	-	-	-	-	-
Grants and entitlements						
Restricted for OFCC project	-	-	-	-	-	45,363,991
Grants and entitlements not restricted to specific programs	30,602,918	28,695,132	31,817,746	33,707,390	34,035,374	36,010,074
Investment earnings	231	8,224	20,915	25,247	602,222	601,072
Miscellaneous	878,673	1,050,597	1,229,782	1,084,821	1,405,572	2,206,683
<i>Total General Revenues</i>	<u>65,820,868</u>	<u>71,801,870</u>	<u>78,582,811</u>	<u>77,762,777</u>	<u>78,498,586</u>	<u>129,068,012</u>
<i>Change in Net Position</i>	<u>\$ (4,673,669)</u>	<u>\$ 3,943,318</u>	<u>\$ 10,994,002</u>	<u>\$ 12,720,134</u>	<u>\$ 6,957,265</u>	<u>\$ 47,008,692</u>

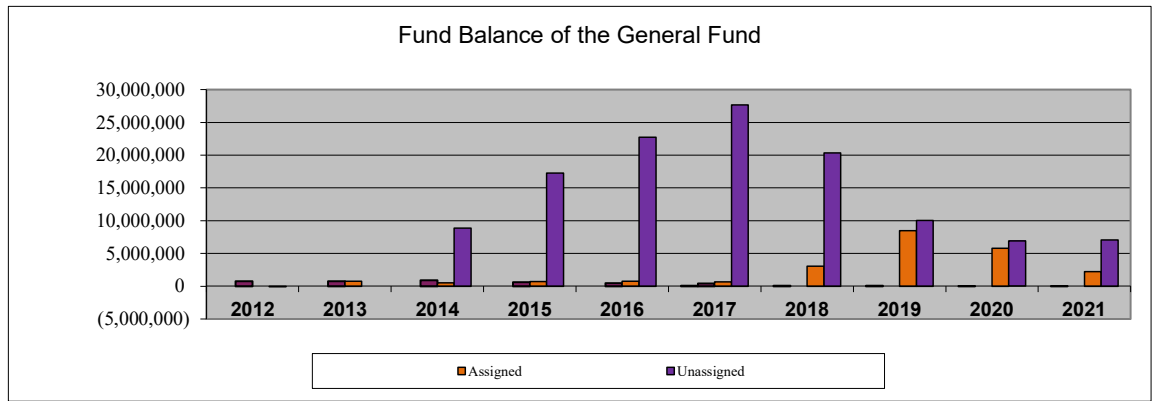
**Source:** West Clermont Local School District financial records

<b>2018</b>	<b>2019, as restated</b>	<b>2020</b>	<b>2021</b>
\$34,210,526	\$37,480,961	\$37,567,572	\$38,394,885
2,718,386	2,292,376	1,678,653	1,316,852
628,000	628,450	628,450	696,821
4,423,868	4,828,846	5,016,320	4,078,385
1,402,276	1,214,800	1,713,601	2,286,179
-	-	-	-
30,632,090	31,287,161	31,489,686	32,647,491
436,033	978,431	591,510	11,176
173,905	568,626	418,542	1,603,212
<u>74,625,084</u>	<u>79,279,651</u>	<u>79,104,334</u>	<u>81,035,001</u>
<u>\$ 28,193,255</u>	<u>\$ 5,864,736</u>	<u>\$ (12,443,911)</u>	<u>\$ (11,870,682)</u>

**WEST CLERMONT LOCAL SCHOOL DISTRICT  
CLERMONT COUNTY, OHIO**

FUND BALANCES, GOVERNMENTAL FUNDS  
LAST TEN FISCAL YEARS  
(MODIFIED ACCRUAL BASIS OF ACCOUNTING)

	<u>2012</u>	<u>2013, as restated</u>	<u>2014</u>	<u>2015</u>	<u>2016</u>	<u>2017</u>
<b>General Fund</b>						
Nonspendable	\$ -	\$ -	\$ -	\$ -	\$ -	\$ 103,130
Committed	775,186	775,186	917,008	630,184	486,025	442,450
Assigned	-	755,316	509,762	723,078	747,867	656,683
Unassigned	(71,628)	-	8,871,710	17,282,070	22,723,569	27,669,680
<b>Total General Fund</b>	<u>703,558</u>	<u>1,530,502</u>	<u>10,298,480</u>	<u>18,635,332</u>	<u>23,957,461</u>	<u>28,871,943</u>
<b>All Other Governmental Funds</b>						
Nonspendable	45,859	97,761	48,546	66,386	57,491	54,717
Restricted	9,334,677	10,858,171	12,421,751	6,964,241	80,868,637	10,986,202
Committed	-	-	-	-	-	-
Unassigned	(294,985)	(176,198)	(541,667)	(93,127)	(431,881)	(485,794)
<b>Total All Other Governmental Funds</b>	<u>9,085,551</u>	<u>10,779,734</u>	<u>11,928,630</u>	<u>6,937,500</u>	<u>80,494,247</u>	<u>10,555,125</u>
<b>Total Governmental Funds</b>	<u>\$ 9,789,109</u>	<u>\$ 12,310,236</u>	<u>\$ 22,227,110</u>	<u>\$ 25,572,832</u>	<u>\$ 104,451,708</u>	<u>\$ 39,427,068</u>



Source: West Clermont Local School District financial records



<b>2018</b>	<b>2019, as restated</b>	<b>2020</b>	<b>2021</b>
\$ 94,203	\$ 91,874	\$ 57,687	\$ 56,202
-	-	-	-
3,053,070	8,499,432	5,811,869	2,230,513
<u>20,331,296</u>	<u>10,034,173</u>	<u>6,900,182</u>	<u>7,058,117</u>
<u>23,478,569</u>	<u>18,625,479</u>	<u>12,769,738</u>	<u>9,344,832</u>
18,273	16,605	15,872	17,934
23,082,820	18,597,048	6,928,244	7,026,220
270,214	455,118	4,080,190	3,344,601
<u>(4,139,923)</u>	<u>(309,337)</u>	<u>(505,025)</u>	<u>(2,046,925)</u>
<u>19,231,384</u>	<u>18,759,434</u>	<u>10,519,281</u>	<u>8,341,830</u>
<u>\$ 42,709,953</u>	<u>\$ 37,384,913</u>	<u>\$ 23,289,019</u>	<u>\$ 17,686,662</u>

**WEST CLERMONT LOCAL SCHOOL DISTRICT**  
**CLERMONT COUNTY, OHIO**

CHANGES IN FUND BALANCES, GOVERNMENTAL FUNDS  
 LAST TEN FISCAL YEARS  
 (MODIFIED ACCRUAL BASIS OF ACCOUNTING)

	2012	2013, as restated	2014	2015	2016	2017
<b>Revenues</b>						
From local sources:						
Taxes	\$ 36,068,184	\$ 42,561,713	\$ 45,601,215	\$ 43,033,385	\$ 42,407,879	\$ 44,991,115
Intergovernmental	37,203,348	35,399,745	36,591,266	40,725,127	39,029,882	42,241,600
Investment earnings	1,130	8,424	20,915	25,247	477,373	719,365
Tuition and fees	844,223	1,316,998	1,386,753	1,681,411	1,368,511	2,045,068
Extracurricular	712,133	734,891	406,855	774,759	563,450	549,483
Charges for services	1,179,494	1,116,931	977,114	875,991	875,969	1,035,509
Other local revenues	917,990	1,194,583	1,285,389	1,090,295	1,461,910	2,206,683
<i>Total Revenues</i>	<u>76,926,502</u>	<u>82,333,285</u>	<u>86,269,507</u>	<u>88,206,215</u>	<u>86,184,974</u>	<u>93,788,823</u>
<b>Expenditures</b>						
Current:						
Instruction:						
Regular	32,351,547	31,998,537	34,205,263	35,232,552	36,031,744	37,597,276
Special	12,697,267	14,783,889	9,715,528	9,907,300	9,045,929	10,757,090
Vocational	276,169	319,423	411,755	363,952	420,313	525,263
Adult/continuing	-	-	-	-	-	-
Other	-	-	8,165	9,885	11,359	8,363
Support Services:						
Pupil	4,312,361	4,988,158	4,884,943	4,883,901	4,762,103	5,023,814
Instructional staff	2,668,339	1,973,856	3,686,732	2,128,530	1,788,948	2,588,885
General administration	122,646	107,856	128,903	132,263	209,044	157,872
School administration	5,341,898	5,174,617	4,331,254	4,687,459	4,956,808	5,216,065
Fiscal	1,637,380	1,754,719	1,733,602	1,650,163	1,761,265	1,901,433
Business	46,744	54,422	58,721	47,788	51,957	51,152
Operations & maintenance	5,027,822	5,409,703	5,567,458	5,022,303	5,216,878	6,666,690
Pupil transportation	5,495,499	4,600,715	5,266,887	4,665,638	5,961,892	6,083,852
Central	1,588,171	691,881	92,139	116,819	167,072	167,738
Non-instructional services	2,729,086	2,736,931	2,272,292	2,380,491	2,204,990	2,186,760
Extracurricular activities	1,123,717	1,173,521	655,584	1,230,282	1,143,355	1,321,604
Capital Outlay	1,049,744	471,027	746,722	6,508,138	25,632,187	71,834,669
Debt Service:						
Principal retirement	1,971,558	6,073,879	913,713	3,757,048	946,230	1,748,728
Interest and fiscal charges	1,631,754	1,562,087	2,152,713	2,135,981	6,102,136	5,498,159
Issuance costs	-	62,858	-	-	-	256,916
<i>Total Expenditures</i>	<u>80,071,702</u>	<u>83,938,079</u>	<u>76,832,374</u>	<u>84,860,493</u>	<u>106,414,210</u>	<u>159,592,329</u>
<i>Excess of Revenues Over</i>						
<i>(Under) Expenditures</i>	<u>(3,145,200)</u>	<u>(1,604,794)</u>	<u>9,437,133</u>	<u>3,345,722</u>	<u>(20,229,236)</u>	<u>(65,803,506)</u>
<b>Other Financing Sources (Uses)</b>						
Inception of capital lease	-	-	466,321	-	-	521,950
Refunding debt issuance	-	-	-	-	-	22,770,000
Premium on refunding debt issued	-	-	-	-	-	2,105,565
Payments to debt escrow account	-	-	-	-	-	(24,618,649)
Proceeds on sale of capital lease	-	-	13,420	-	-	-
Proceeds of capital lease transaction	-	-	-	-	-	-
Proceeds of bonds	-	-	-	-	99,255,000	-
Discount on sale of bonds	-	-	-	-	(146,888)	-
Premium on refunding bonds issued	-	385,921	-	-	-	-
Refunding bonds issued	-	3,740,000	-	-	-	-
Sale of assets	-	-	-	-	-	-
Transfers in	114,723	119,076	166,803	325,825	362,975	1,966,407
Transfers out	(114,723)	(119,076)	(166,803)	(325,825)	(362,975)	(1,966,407)
<i>Total Other Financing Sources (Uses)</i>	<u>-</u>	<u>4,125,921</u>	<u>479,741</u>	<u>-</u>	<u>99,108,112</u>	<u>778,866</u>
<i>Net Change in Fund Balances</i>	<u>\$ (3,145,200)</u>	<u>\$ 2,521,127</u>	<u>\$ 9,916,874</u>	<u>\$ 3,345,722</u>	<u>\$ 78,878,876</u>	<u>\$ (65,024,640)</u>
Capital Expenditures	\$ 575,738	\$ 1,611,389	\$ 2,583,242	\$ 6,285,371	\$ 26,875,173	\$ 71,201,225
Debt Service as a Percentage of						
Noncapital Expenditures	4.53%	9.28%	4.13%	7.50%	8.86%	8.20%

Source: West Clermont Local School District financial records

<u>2018</u>	<u>2019, as restated</u>	<u>2020</u>	<u>2021</u>
\$ 43,898,731	\$ 46,439,997	\$ 46,615,381	\$ 46,679,517
61,571,589	59,215,843	52,515,506	47,746,316
439,909	997,469	622,143	38,474
1,950,386	1,495,408	1,591,101	2,654,898
543,857	556,655	505,315	495,138
973,192	1,240,237	819,416	133,611
1,581,314	1,866,218	1,489,849	1,893,938
<u>110,958,978</u>	<u>111,811,827</u>	<u>104,158,711</u>	<u>99,641,892</u>
34,902,792	40,175,900	44,412,373	46,329,652
16,127,782	12,033,305	12,762,648	12,183,298
321,316	279,029	113,705	136,006
-	-	-	4,000
9,562	12,726	7,796	1,024,075
5,663,264	6,005,355	6,410,897	6,837,991
2,437,290	1,930,032	1,912,038	2,339,350
347,326	58,500	340,025	380,166
6,138,915	6,268,964	6,715,014	6,892,832
1,917,619	2,104,130	1,751,067	2,029,064
145,029	233,694	270,528	262,533
7,302,292	5,697,761	6,281,641	6,055,093
6,738,273	6,812,349	6,614,418	6,883,673
216,693	204,115	100,730	186,631
3,059,127	2,727,180	3,378,930	3,291,701
1,527,198	1,448,219	1,341,922	1,667,683
13,586,393	24,485,414	18,070,572	1,777,908
1,942,325	2,114,601	2,585,181	1,817,215
5,312,681	5,260,212	5,185,120	5,145,378
-	-	-	-
<u>107,695,877</u>	<u>117,851,486</u>	<u>118,254,605</u>	<u>105,244,249</u>
<u>3,263,101</u>	<u>(6,039,659)</u>	<u>(14,095,894)</u>	<u>(5,602,357)</u>
-	-	-	-
-	-	-	-
-	-	-	-
-	-	-	-
-	-	-	-
-	424,770	-	-
-	-	-	-
-	-	-	-
-	-	-	-
-	-	-	-
19,784	-	-	-
407,194	5,395,177	456,803	510,122
<u>(407,194)</u>	<u>(5,395,177)</u>	<u>(456,803)</u>	<u>(510,122)</u>
<u>19,784</u>	<u>424,770</u>	<u>-</u>	<u>-</u>
<u>\$ 3,282,885</u>	<u>\$ (5,614,889)</u>	<u>\$ (14,095,894)</u>	<u>\$ (5,602,357)</u>
\$ 18,924,898	\$ 23,915,273	\$ 18,515,126	\$ 3,925,790
8.17%	7.85%	7.79%	6.87%

**WEST CLERMONT LOCAL SCHOOL DISTRICT  
CLERMONT COUNTY, OHIO**

ASSESSED AND ESTIMATED ACTUAL VALUE OF TAXABLE PROPERTY  
LAST TEN YEARS

Collection Year	Real Property			Tangible Personal Property	
	Assessed Value		Estimated Actual Value	Public Utility	
	Residential/ Agricultural	Commercial/ Industrial/PU		Assessed Value	Estimated Actual Value
2012	\$ 881,147,600	\$ 314,002,640	\$ 3,414,714,971	\$ 42,264,690	\$ 56,352,920
2013	883,044,020	311,357,880	3,412,576,857	43,845,710	58,460,947
2014	885,118,190	311,484,250	3,418,864,114	47,115,610	62,820,813
2015	895,927,480	306,401,520	3,435,225,714	50,286,990	67,049,320
2016	897,176,310	307,757,010	3,442,666,629	51,967,890	69,290,520
2017	901,785,520	314,698,990	3,475,670,029	52,860,740	70,480,987
2018	1,017,617,280	344,010,040	3,890,363,771	54,660,380	72,880,507
2019	1,027,628,250	353,018,570	3,944,705,200	59,012,320	78,683,093
2020	1,042,466,960	352,554,410	3,985,775,343	61,979,810	82,639,747
2021	1,197,754,280	361,864,640	4,456,054,057	69,449,360	92,599,147

Real property is reappraised every six years with a State mandated update of the current market value in the third year following each reappraisal.

The assessed value of real property (including public utility real property) is 35 percent of estimated true value. Personal property tax is assessed on all tangible personal property used in business in Ohio. The assessed value of public utility personal property ranges from 25 percent of true value for railroad property to 88 percent for electric transmission and distribution property. General business tangible personal property was assessed in previous years at 25 percent for machinery and equipment and 23 percent for inventories. General business tangible personal property tax was phased out entirely in 2011.

The tangible personal property values associated with each year are the values that, when multiplied by the applicable rates, generated the property tax revenue billed in that year. For real property, the amounts generated by multiplying the assessed values by the applicable rates would be reduced by the 10%, 2 1/2% and homestead exemptions before being billed. Beginning in the 2006 collection year, the 10% rollback for commercial/industrial property has been eliminated.

**Source:** Office of the County Auditor, Clermont County, Ohio

<b>Total</b>		
<b>Assessed Value</b>	<b>Estimated Actual Value</b>	<b>Total Direct Tax Rate</b>
\$ 1,237,414,930	\$ 3,471,067,891	36.52
1,238,247,610	3,471,037,804	36.54
1,243,718,050	3,481,684,927	36.61
1,252,615,990	3,502,275,034	36.35
1,256,901,210	3,511,957,149	36.44
1,269,345,250	3,546,151,016	36.28
1,416,287,700	3,963,244,278	33.35
1,439,659,140	4,023,388,293	32.62
1,457,001,180	4,068,415,090	32.05
1,629,068,280	4,548,653,204	38.45

**WEST CLERMONT LOCAL SCHOOL DISTRICT  
CLERMONT COUNTY, OHIO**

DIRECT AND OVERLAPPING PROPERTY TAX RATES  
PER \$1,000 OF ASSESSED VALUATION  
LAST TEN CALENDAR YEARS

District Direct Rates					Overlapping Rates		
Collection Year	General Purpose	Bond Retirement	Capital Purpose	Total	Union Township	Pierce Township	Batavia Township
2012	\$ 30.06	\$ 4.20	\$ 2.26	\$ 36.52	\$ 15.15	\$ 15.99	\$ 2.70
2013	30.08	4.20	2.26	36.54	15.00	15.90	2.70
2014	30.15	4.20	2.26	36.61	15.00	15.90	2.70
2015	29.89	4.20	2.26	36.35	14.82	16.02	2.65
2016	29.98	4.20	2.26	36.44	14.82	18.03	2.65
2017	29.82	4.20	2.26	36.28	14.83	18.11	3.65
2018	26.89	4.20	2.26	33.35	13.39	16.37	3.47
2019	26.77	4.20	1.65	32.62	13.39	16.31	3.46
2020	26.69	4.20	1.16	32.05	13.38	17.11	4.16
2021	33.09	4.20	1.16	38.45	15.67	15.50	3.95

Source: Ohio Municipal Advisory Council

**WEST CLERMONT LOCAL SCHOOL DISTRICT  
CLERMONT COUNTY, OHIO**

PRINCIPAL TAXPAYERS  
REAL ESTATE TAX  
CURRENT YEAR AND NINE YEARS AGO

Name of Taxpayer	2021		2012	
	Assessed	Percent of Real Property Assessed Value	Assessed	Percent of Real Property Assessed Value
Duke Energy	\$ 68,845,320	4.23%	\$ 40,326,200	3.26%
American Modern Home Insur. Co	11,555,710	0.71%	-	0.00%
Eastgate Mall CMBS LLC	9,519,950	0.58%	13,657,420	1.10%
KRG Eastgate Pavillion LLC	6,934,730	0.43%	6,547,310	0.53%
Arborts of Anderson II LLC	6,718,050	0.41%	-	0.00%
Occidental Devopment LTD	6,098,960	0.37%	-	0.00%
Regency Centers LP	6,057,210	0.37%	4,941,760	0.40%
IRC Eastgate Crossing	5,348,880	0.33%	-	0.00%
Timer Trails Aptment LLC	5,096,990	0.31%	-	0.00%
Edward Rose Assoc., Inc	4,732,280	0.29%	3,839,850	0.31%
Midland Company	-	0.00%	11,705,170	0.95%
OTR	-	0.00%	6,095,360	0.49%
Brandychase I Apartment Co LTD	-	0.00%	3,083,590	0.25%
Fox Chase North LLC	-	0.00%	4,232,070	0.34%
Eastgate Crossing CMBS, LLC	-	0.00%	3,235,840	0.26%
Totals	<u>\$ 130,908,080</u>	<u>8.04%</u>	<u>\$ 97,664,570</u>	<u>7.89%</u>
Total Assessed Valuation	<u>\$ 1,629,068,280</u>		<u>\$ 1,237,414,930</u>	

**Source:** Office of the County Auditor, Clermont County, Ohio

**Note:** The amounts presented represent the assessed values upon which collections were based.

**WEST CLERMONT LOCAL SCHOOL DISTRICT  
CLERMONT COUNTY, OHIO**

PROPERTY TAX LEVIES AND COLLECTIONS (1)  
LAST TEN YEARS

Collection Year(2)	Current Tax Levy	Current Tax Collections	Percent of Current Tax Collections to Current Tax Levy	Delinquent Tax Collections (2)	Total Tax Collections	Percent of Total Tax Collections to Current Tax Levy
2012	\$ 49,314,271	\$ 44,902,683	91.05	\$ 1,756,483	\$ 46,659,166	94.62
2013	48,564,153	45,510,712	93.71	1,331,698	46,842,410	96.45
2014	48,606,281	45,938,178	94.51	1,254,209	47,192,387	97.09
2015	48,652,170	46,329,961	95.23	1,070,493	47,400,454	97.43
2016	48,652,170	46,501,849	95.58	995,301	47,497,150	97.63
2017	47,725,592	46,908,043	98.29	1,086,721	47,994,764	100.56
2018	50,703,371	48,291,872	95.24	1,065,876	49,357,748	97.35
2019	50,758,231	48,231,189	95.02	1,315,292	49,546,481	97.61
2020	49,998,833	47,908,178	95.82	811,608	48,719,786	97.44
2021	64,819,187	63,937,573	98.64	1,160,478	65,098,051	98.23

**Source:** Office of the County Auditor, Clermont County, Ohio

(1) Includes Homestead/Rollback taxes assessed locally, but distributed through the State and reported as Intergovernmental revenue.

(2) The County does not identify delinquent tax collections by tax year.

**Note:** Tax information cannot be broken out for real property, public utility and personal.



**THIS PAGE IS INTENTIONALLY LEFT BLANK**

**WEST CLERMONT LOCAL SCHOOL DISTRICT  
CLERMONT COUNTY, OHIO**

**RATIOS OF OUTSTANDING DEBT  
LAST TEN FISCAL YEARS**

<b>Ratios of General Bonded Debt Outstanding</b>					
<b>Year</b>	<b>General Bonded Debt Outstanding (1)</b>	<b>Resources Available to Pay Principal</b>	<b>Net General Bonded Debt</b>	<b>Percentage of Estimated Actual Value (2)</b>	<b>Per Capita (3)</b>
2012	\$ 33,998,542	\$ 3,971,476	\$ 30,027,066	0.87%	\$ 150.71
2013	32,646,117	4,123,246	28,522,871	0.82%	142.46
2014	31,747,639	4,333,385	27,414,254	0.79%	136.14
2015	30,834,161	4,349,619	26,484,542	0.76%	131.13
2016	29,900,683	4,269,605	25,631,078	0.73%	126.82
2017	29,706,290	4,496,581	25,209,709	0.71%	123.45
2018	27,580,903	4,157,843	23,423,060	0.59%	114.00
2019	25,536,121	3,963,089	21,573,032	0.54%	104.51
2020	23,416,149	3,568,152	19,847,997	0.49%	95.15
2021	22,376,309	3,119,043	19,257,266	0.42%	N/A

**Sources:** West Clermont Local School District financial records.

(1) Revenue Bonds of \$99,255,000 for classroom facilities in 2015 financed through the Port Authority are not included in this amount.

(2) See Table 5 - Assessed and Estimated Value of Taxable Property for estimated actual value of property.

(3) See Table 13 - Demographic and Economic Statistics for population.

(4) See Table 17 - Operating Statistics for enrollment.

(5) See Table 13 - Demographic and Economic Statistics for personal income.

N/A - Information not available.

---



---

**Ratios of Outstanding Debt by Type**

---

<b>General Bonded Debt Outstanding (1)</b>	<b>Lease Purchase/ Capital Leases</b>	<b>Revenue Bonds</b>	<b>Total Debt</b>	<b>Per Capita (3)</b>	<b>Per ADM (4)</b>	<b>Percentage of Personal Income (5)</b>
\$ 33,998,542	\$ 4,169,058	\$ -	\$ 38,167,600	\$ 191.56	\$ 4,416	0.47%
32,646,117	3,475,179	-	36,121,296	180.41	4,307	0.43%
31,747,639	3,655,646	-	35,403,285	175.81	4,427	0.40%
30,834,161	658,598	-	31,492,759	155.93	3,937	0.34%
29,900,683	492,368	99,255,000	129,648,051	641.50	16,087	1.37%
29,706,290	840,590	99,114,847	129,661,727	634.93	15,941	1.27%
27,580,903	618,265	99,118,696	127,317,864	619.65	15,839	1.15%
25,536,121	788,434	99,122,544	125,447,099	607.70	14,957	1.09%
23,416,149	663,253	98,626,393	122,705,795	588.23	14,558	0.97%
22,376,309	531,038	97,880,241	120,787,588	N/A	15,301	N/A

**WEST CLERMONT LOCAL SCHOOL DISTRICT  
CLERMONT COUNTY, OHIO**

COMPUTATION OF DIRECT AND OVERLAPPING  
DEBT ATTRIBUTABLE TO GOVERNMENTAL ACTIVITIES  
JUNE 30, 2021

	<u>Debt Attributable to Governmental Activities</u>	<u>Percentage Applicable to District (1)</u>	<u>Amount of Direct and Overlapping Debt</u>
Direct Debt			
West Clermont Local School District	<u>\$ 120,787,588</u>	100.00%	<u>\$ 120,787,588</u>
Overlapping Debt:			
Payable from Property Taxes			
Amelia Village	1,235,000	100.00%	1,235,000
Batavia Township	346,000	51.19%	177,117
Union Township	<u>27,877,500</u>	87.30%	<u>24,337,058</u>
Total Overlapping Debt:	<u>29,458,500</u>		<u>25,749,175</u>
Total Direct and Overlapping Debt	<u>\$ 150,246,088</u>		<u>\$ 146,536,763</u>

**Source:** Ohio Municipal Advisory Council

(1) Percentages were determined by dividing the assessed valuation of the overlapping government located within the boundaries of the District by the total assessed valuation of the government. The valuations used were for the 2021 collection year.

**WEST CLERMONT LOCAL SCHOOL DISTRICT  
CLERMONT COUNTY, OHIO**

PLEGGED REVENUE COVERAGE  
LAST SIX FISCAL YEARS

	<u>2016</u>	<u>2017</u>	<u>2018</u>	<u>2019</u>	<u>2020</u>	<u>2021</u>
<b>Lease Revenue Bonds, Series 2015</b>						
Gross revenues (1)	\$ 4,713,332	\$ 4,991,245	\$ 5,529,440	\$ 5,758,684	\$ 5,965,711	\$ 5,054,528
Direct operating expenses	-	-	-	-	-	-
Net revenue available for debt service	<u>\$ 4,713,332</u>	<u>\$ 4,991,245</u>	<u>\$ 5,529,440</u>	<u>\$ 5,758,684</u>	<u>\$ 5,965,711</u>	<u>\$ 5,054,528</u>
Annual debt service requirement (2)	\$ 2,856,217	\$ 4,304,128	\$ 4,304,127	\$ 4,304,128	\$ 4,791,627	\$ 5,010,245
Coverage	1.65	1.16	1.28	1.34	1.25	1.01

**Source:** West Clermont Local School District financial records

**Notes:**

(1) Gross revenues are derived from TIF revenues, a portion of the inside millage allocated for permanent improvement purposes, and interest revenue

(2) Includes only principal and interest payments associated with pledged revenues

Not applicable prior to 2016.

**WEST CLERMONT LOCAL SCHOOL DISTRICT  
CLERMONT COUNTY, OHIO**

COMPUTATION OF LEGAL DEBT MARGIN  
LAST TEN FISCAL YEARS

	<u>2012</u>	<u>2013</u>	<u>2014</u>	<u>2015</u>
Tax Valuation	<u>\$1,237,414,930</u>	<u>\$1,238,247,610</u>	<u>\$1,243,718,050</u>	<u>\$1,252,615,990</u>
Debt Limit - 9% of Taxable Valuation (1)	<u>\$111,367,344</u>	<u>\$111,442,285</u>	<u>\$111,934,625</u>	<u>\$112,735,439</u>
Amount of Debt Applicable to Debt Limit				
General Obligation Bonds (2)	32,790,000	31,150,000	30,405,000	29,645,000
Less Amount Available in Debt Service	<u>3,712,344</u>	<u>3,893,004</u>	<u>4,108,758</u>	<u>4,130,433</u>
Amount of Debt Subject to Limit	<u>29,077,656</u>	<u>27,256,996</u>	<u>26,296,242</u>	<u>25,514,567</u>
Legal Debt Margin	<u>\$82,289,688</u>	<u>\$84,185,289</u>	<u>\$85,638,383</u>	<u>\$87,220,872</u>
Legal Debt Margin as a Percentage of the Debt Limit	73.89%	75.54%	76.51%	77.37%
Unvoted Debt Limit				
0.10% of Taxable Valuation (1)	<u>\$1,237,415</u>	<u>\$1,238,248</u>	<u>\$1,243,718</u>	<u>\$1,252,616</u>
Unvoted Legal Debt Margin	<u>\$1,237,415</u>	<u>\$1,238,248</u>	<u>\$1,243,718</u>	<u>\$1,252,616</u>
Unvoted Legal Debt Margin as a Percentage of the Unvoted Debt Limit	100.00%	100.00%	100.00%	100.00%

**Source:** Clermont County Auditor and West Clermont Local School District financial records

**Notes:**

(1) Ohio Bond Law sets a limit of 9% for overall debt and 1/10 of 1% for unvoted debt.

(2) General Obligation Bonds of \$99,255,000 for classroom facilities in 2015 financed through the Port Authority are not subject to such

<b>2016</b>	<b>2017</b>	<b>2018</b>	<b>2019</b>	<b>2020</b>	<b>2021</b>
<u>\$1,256,901,210</u>	<u>\$1,269,345,250</u>	<u>\$1,416,287,700</u>	<u>\$1,439,659,140</u>	<u>\$1,457,001,180</u>	<u>\$1,629,068,280</u>
<u>\$113,121,109</u>	<u>\$114,241,073</u>	<u>\$127,465,893</u>	<u>\$129,569,323</u>	<u>\$131,130,106</u>	<u>\$146,616,145</u>
28,865,000	27,235,000	25,515,000	23,655,000	21,695,000	20,760,000
<u>4,047,518</u>	<u>4,280,677</u>	<u>4,552,231</u>	<u>4,357,264</u>	<u>3,415,746</u>	<u>3,166,593</u>
<u>24,817,482</u>	<u>22,954,323</u>	<u>20,962,769</u>	<u>19,297,736</u>	<u>18,279,254</u>	<u>17,593,407</u>
<u>\$88,303,627</u>	<u>\$91,286,750</u>	<u>\$106,503,124</u>	<u>\$110,271,587</u>	<u>\$112,850,852</u>	<u>\$129,022,738</u>
78.06%	79.91%	83.55%	85.11%	86.06%	88.00%
<u>\$1,256,901</u>	<u>\$1,269,345</u>	<u>\$1,416,288</u>	<u>\$1,439,659</u>	<u>\$1,457,001</u>	<u>\$1,629,068</u>
<u>\$1,256,901</u>	<u>\$1,269,345</u>	<u>\$1,416,288</u>	<u>\$1,439,659</u>	<u>\$1,457,001</u>	<u>\$1,629,068</u>
100.00%	100.00%	100.00%	100.00%	100.00%	100.00%

**WEST CLERMONT LOCAL SCHOOL DISTRICT  
CLERMONT COUNTY, OHIO**

DEMOGRAPHIC AND ECONOMIC STATISTICS  
LAST TEN YEARS

<u>Year</u>	<u>Population (1)</u>	<u>Personal Income (2) (in thousands)</u>	<u>Per Capita Personal Income (3)</u>	<u>Unemployment Rate (4)</u>
2012	199,242	\$ 8,162,691	\$ 40,969	8.60%
2013	200,219	8,341,936	41,664	7.70%
2014	201,375	8,842,357	43,910	6.50%
2015	201,973	9,344,779	46,267	5.60%
2016	202,101	9,452,462	46,771	5.10%
2017	204,214	10,211,356	50,003	4.60%
2018	205,466	11,047,894	53,770	4.30%
2019	206,428	11,527,360	55,842	4.90%
2020	208,601	12,557,971	60,535	5.50%
2021	*	N/A	N/A	N/A

**Sources:**

- 1) U.S. Census Bureau midyear population estimates
- 2) Bureau of Economic Analysis: Regional Economic Accounts for Clermont County
- 3) Computed by dividing personal income by population
- 4) Bureau of Labor Statistics, rates for Clermont County (July)

\* 2021 data not available until March, 2022



**WEST CLERMONT LOCAL SCHOOL DISTRICT  
CLERMONT COUNTY, OHIO**

**PRINCIPAL EMPLOYERS  
CURRENT YEAR AND NINE YEARS AGO**

<b>Employer</b>	<b>Nature of Business</b>	<b>2021</b>			<b>2012</b>		
		<b>Number of Employees</b>	<b>Rank</b>	<b>Percentage of Total County Employment</b>	<b>Number of Employees</b>	<b>Rank</b>	<b>Percentage of Total County Employment</b>
Clermont County	County government	1,234	1	1.15%	1,452	1	1.35%
Total Quality Logistics	Freight logistics	1,225	2	1.14%	1,031	2	0.96%
Total Consultancy Services	Global IT services and consulting	1,000	3	0.93%	450	10	0.42%
American Modern Insurance Group	Financial	982	4	0.92%	1,012	3	0.94%
West Clermont Local School District	Education	841	5	0.78%	900	4	0.84%
Milford Exempted Village School District	Education	794	6	0.74%	824	5	0.77%
Milacron Plastic Technologies	Plastic processing and technology	738	7	0.69%	-	-	-
Siemens PLM	Information management system	660	8	0.62%	660	6	0.62%
L-3 Fuzing & Ordinance	Manufacturing	607	9	0.57%	600	8	0.56%
Mercy Hospital	Hospital	570	10	0.53%	500	9	0.47%
International Paper	Packaging and pulp	-	-	-	650	7	0.61%
<b>Total</b>		<b>8,651</b>		<b>8.07%</b>	<b>8,079</b>		<b>7.54%</b>

**Source:** Clermont County Chamber of Commerce

**WEST CLERMONT LOCAL SCHOOL DISTRICT  
CLERMONT COUNTY, OHIO**

SCHOOL DISTRICT EMPLOYEES BY FUNCTION/PROGRAM  
LAST TEN FISCAL YEARS

Function/Program	2012	2013	2014	2015	2016	2017	2018	2019	2020	2021
Regular Instruction (1100)										
Elementary Classroom Teachers	195.70	191.00	185.94	185.23	191.23	208.23	212.23	213.23	233.00	226.00
Middle School Classroom Teachers	96.15	93.47	99.63	100.63	102.63	103.63	114.63	116.63	108.00	109.00
High School Classroom Teachers	113.35	115.53	113.83	118.64	132.71	131.54	136.84	139.14	119.00	119.00
Classroom Aides	3.47	3.47	2.61	2.61	3.35	3.35	3.35	3.35	3.35	2.00
Special Instruction (1200)										
Classroom Aides	46.00	46.00	5.20	5.20	5.20	5.20	5.20	5.20	5.23	5.20
Gifted Education Teachers	2.30	2.80	1.50	1.50	1.50	1.50	1.50	1.50	2.00	3.00
Special Education Paraprofessionals	33.60	33.60	75.02	89.80	89.80	89.80	89.80	89.80	89.80	87.80
Special Education Tutors	15.54	16.00	12.00	15.00	8.20	8.20	1.25	1.25	13.00	13.00
Pupil Support Services (2100)										
Administrators	1.00	1.00	1.00	1.00	1.00	1.00	1.00	1.00	1.00	1.00
Administrative Support	1.00	1.00	1.00	1.00	1.00	2.00	2.00	2.00	2.68	2.80
Guidance Counselors	8.00	8.50	8.00	8.00	8.00	8.00	8.00	8.00	8.00	8.00
Health Services	13.71	15.25	15.40	15.58	15.58	15.98	13.12	14.12	18.12	19.12
Psychological Services	9.00	9.00	8.60	10.00	7.52	8.80	8.64	10.47	10.60	10.60
Administrative Secretaries	1.00	1.00	1.00	2.00	3.00	3.00	2.00	2.00	2.00	2.00
Staff Support Services (2200)										
Administrators	1.00	0.00	1.00	1.00	1.00	2.00	2.00	2.00	2.00	2.00
Administrative Support - Staff	2.00	4.00	4.00	4.18	3.68	3.68	3.68	3.68	3.68	3.68
Administrative Secretaries	1.00	1.00	0.00	1.00	1.00	1.00	1.00	1.00	1.00	3.00
Librarians	2.00	2.00	2.00	2.00	2.00	2.00	2.00	2.00	2.00	1.00
Library Aides	0.00	0.00	0.00	0.00	0.00	0.00	0.00	0.00	0.00	0.00
Administration (2400)										
Administrators	1.00	1.00	1.00	1.00	1.00	1.00	1.00	1.00	1.00	1.00
Administrative Secretaries	2.00	2.00	2.00	2.00	2.00	2.00	2.00	2.00	2.00	2.00
Campus Coordinators	11.86	12.86	13.00	13.00	13.00	13.00	13.59	13.59	13.59	13.59
Communications	0.00	0.00	0.00	0.00	0.00	0.00	0.00	0.00	0.00	0.00
Principals	10.00	10.00	12.00	12.00	12.00	13.00	11.00	10.00	9.00	9.00
Asst. Principals	7.00	6.00	4.00	4.00	7.00	7.00	9.00	9.00	10.50	9.50
Building Secretaries	23.00	23.00	23.00	22.47	21.77	21.77	21.77	21.77	21.75	25.00
Fiscal Services (2500)										
Treasurer	1.00	1.00	1.00	1.00	1.00	1.00	1.00	1.00	1.00	1.00
Administrative Secretaries	1.00	1.00	1.00	1.00	1.00	1.00	1.00	1.00	1.00	1.00
Accounting Staff	5.00	5.00	5.00	5.00	5.00	5.00	5.00	5.00	5.00	5.00
Personnel Services (2600)										
Director of Personnel	1.00	0.57	0.00	1.00	1.00	1.00	1.00	1.00	1.00	1.00
Administrative Secretaries	2.00	2.00	2.00	2.00	2.00	2.00	2.00	2.00	3.68	3.68
Administrative Support -Personnel	1.54	1.24	1.00	1.00	1.00	1.00	1.00	1.00	1.00	1.00
Operation of Plant (2700)										
Director of Plant Operations	1.00	1.00	1.00	2.00	1.50	1.50	1.50	1.50	1.50	1.00
Administrative Secretaries	1.00	1.00	1.00	1.00	1.00	1.00	1.00	1.00	1.00	1.00
Custodians	39.85	40.60	40.60	36.50	38.50	38.50	42.00	42.50	42.50	45.50
Maintenance	8.00	8.00	8.00	8.00	9.00	10.00	10.00	10.00	8.00	9.00
Central Support Services (2900)										
Director of Public Relations	0.00	0.00	0.00	0.00	0.00	1.00	1.00	1.00	1.00	1.00
Administrative Secretaries	1.00	1.00	1.00	1.00	1.00	1.00	1.00	1.00	1.00	1.00
Director of Technology	1.00	1.00	1.00	1.00	1.00	1.00	1.00	1.00	1.00	1.00
Technology staff	6.00	7.00	6.74	6.74	6.00	7.00	7.00	7.00	8.00	9.00
Extra Curricular Activities										
Athletic Directors	2.00	2.00	2.00	2.00	2.00	2.00	2.00	2.00	2.00	2.00
Food Service										
Dietitian/Nutritionist	1.00	1.00	1.00	1.00	1.00	1.00	1.00	1.00	1.00	1.00
Administrative Secretaries	1.00	1.00	1.00	1.00	1.00	1.00	1.00	1.00	1.00	1.00
Cafeteria Personnel	93.00	93.00	92.00	93.00	93.00	81.00	77.00	68.00	61.00	61.00
Totals:	<u>767.07</u>	<u>766.89</u>	<u>758.07</u>	<u>783.08</u>	<u>801.17</u>	<u>813.68</u>	<u>823.10</u>	<u>821.73</u>	<u>823.98</u>	<u>824.47</u>

**Method:** Using 1.0 for each full-time employee and 0.50 for each part-time and seasonal employee. The count is performed at June 30 for the previous fiscal year.

**Source:** West Clermont Local School District records

**Note:** The District contracts for transportation, therefore, there are no bus drivers employed

**WEST CLERMONT LOCAL SCHOOL DISTRICT  
CLERMONT COUNTY, OHIO**

**BUILDING STATISTICS  
JUNE 30, 2021**

	<u>2020</u>		<u>2020</u>
<b>Amelia Elementary School</b>		<b>Willowville Elementary School</b>	
Date of Original Building	2010	Date of Original Building	1968
Total Building Square Footage	82,885	Total Building Square Footage	44,254
Building Student Capacity	725	Building Student Capacity	725
Enrollment	646	Enrollment	659
Percent Capacity	89.10%	Percent Capacity	90.90%
Grades Housed	PreK-5	Grades Housed	K-5
Percentage of Free & Reduced Applications	0%	Percentage of Free & Reduced Applications	0%
<b>Clough Pike Elementary School</b>		<b>Withamsville Elementary School</b>	
Date of Original Building	1968	Date of Original Building	2010
Total Building Square Footage	44,272	Total Building Square Footage	67,715
Building Student Capacity	650	Building Student Capacity	625
Enrollment	532	Enrollment	515
Percent Capacity	81.85%	Percent Capacity	82.40%
Grades Housed	PreK-5	Grades Housed	PreK-5
Percentage of Free & Reduced Applications	0%	Percentage of Free & Reduced Applications	0%
<b>Holly Hill Elementary School</b>		<b>West Clermont Middle School</b>	
Date of Original Building	1982	Date of Original Building	1960
Total Building Square Footage	48,145	Total Building Square Footage	238,251
Building Student Capacity	450	Building Student Capacity	2,200
Enrollment	398	Enrollment	1,831
Percent Capacity	88.44%	Percent Capacity	83.23%
Grades Housed	PreK-5	Grades Housed	6-8
Percentage of Free & Reduced Applications	0%	Percentage of Free & Reduced Applications	0%
<b>Merwin Elementary School</b>		<b>West Clermont High School</b>	
Date of Original Building	1969	Date of Original Building	2017
Total Building Square Footage	54,974	Total Building Square Footage	383,000
Building Student Capacity	700	Building Student Capacity	2,500
Enrollment	631	Enrollment	2,097
Percent Capacity	90.14%	Percent Capacity	83.88%
Grades Housed	K-5	Grades Housed	9-12
Percentage of Free & Reduced Applications	0%	Percentage of Free & Reduced Applications	0%
<b>Summerside Elementary School</b>			
Date of Original Building	1951		
Total Building Square Footage	49,793		
Building Student Capacity	725		
Enrollment	585		
Percent Capacity	80.69%		
Grades Housed	K-5		
Percentage of Free & Reduced Applications	0%		

**Source:** West Clermont Local School District records

**Note:** The percentage of free & reduce applications were 0% for fiscal year 2020-2021. All meals in 2020-2021 were free due to the COVID-19 Pandemic and as a result no applications were submitted.

**WEST CLERMONT LOCAL SCHOOL DISTRICT  
CLERMONT COUNTY, OHIO**

OPERATING STATISTICS  
LAST TEN FISCAL YEARS

<b>Fiscal Year</b>	<b>Expenses</b>	<b>Enrollment</b>	<b>Cost Per Pupil (1)</b>	<b>Cost Per Pupil Percentage Change</b>	<b>Teaching Staff</b>	<b>Pupil/Teacher Ratio</b>
2012	\$ 79,585,105	8,644	\$ 9,207	-0.50%	407	21.2
2013	77,699,418	8,386	9,265	0.63%	403	20.8
2014	75,608,024	7,997	9,455	2.04%	401	19.9
2015	74,844,253	7,999	9,357	-1.03%	407	19.7
2016	79,865,658	8,059	9,910	5.91%	436	18.5
2017	91,835,062	8,134	11,290	13.93%	458	17.8
2018	62,868,344	8,038	7,821	-30.72%	465	17.3
2019	90,236,368	8,387	10,759	37.56%	469	17.9
2020	107,234,549	8,429	12,722	18.25%	475	17.7
2021	111,797,647	8,336	13,411	5.42%	470	17.7

**Source:** West Clermont Local School District records

(1) Expenses by enrollment

**WEST CLERMONT LOCAL SCHOOL DISTRICT  
CLERMONT COUNTY, OHIO**

**FULL-TIME EQUIVALENT TEACHERS BY EDUCATION  
LAST TEN FISCAL YEARS**

<u>Degree</u>	<u>2012</u>	<u>2013</u>	<u>2014</u>	<u>2015</u>	<u>2016</u>	<u>2017</u>	<u>2018</u>	<u>2019</u>	<u>2020</u>	<u>2021</u>	<b>FY21 Salary Range</b>
Bachelor's Degree	18	12	30	26	28	37	-	-	-	- *	\$42,112 - \$59,500
Bachelor + 15	46	34	45	36	49	53	134	145	147	133	\$42,112 - \$59,500
Master's Degree	105	112	113	121	121	125	107	100	100	100	\$43,948 - \$77,900
Master + 15	66	66	62	61	61	64	71	70	65	63	\$46,192 - \$83,440
Master + 30	<u>172</u>	<u>179</u>	<u>151</u>	<u>177</u>	<u>177</u>	<u>179</u>	<u>153</u>	<u>154</u>	<u>163</u>	<u>174</u>	\$48,432 - \$88,992
Total	<u>407</u>	<u>403</u>	<u>401</u>	<u>421</u>	<u>436</u>	<u>458</u>	<u>465</u>	<u>469</u>	<u>475</u>	<u>470</u>	

\* In fiscal year 2018 the District removed the BA column from the salary schedule. All teaching staff was moved to BA+15.  
Salary range for BA for years 2011 - 2017 was \$38,875 - \$51,652

**Source:** West Clermont Local School District records

**THIS PAGE IS INTENTIONALLY LEFT BLANK**

**WEST CLERMONT  
LOCAL SCHOOL DISTRICT**  
CLERMONT COUNTY, OHIO

**SINGLE AUDIT**

**FOR THE FISCAL YEAR ENDED  
JUNE 30, 2021**

**WEST CLERMONT LOCAL SCHOOL DISTRICT  
CLERMONT COUNTY, OHIO**

TABLE OF CONTENTS

Schedule of Expenditures of Federal Awards.....	1
Notes to the Schedule of Expenditures of Federal Awards .....	2
Independent Auditor’s Report on Internal Control Over Financial Reporting and on Compliance and Other Matters Based on an Audit of Financial Statements Performed in Accordance with <i>Government Auditing Standards</i> .....	3 - 4
Independent Auditor’s Report on Compliance for Each Major Program and on Internal Control Over Compliance and on the Schedule of Expenditures of Federal Awards Required by the Uniform Guidance.....	5 - 6
Schedule of Findings 2 <i>CFR</i> § 200.515.....	7 - 8
Corrective Action Plan 2 <i>CFR</i> § 200.511(c).....	9



**WEST CLERMONT LOCAL SCHOOL DISTRICT  
SCHEDULE OF EXPENDITURES OF FEDERAL AWARDS  
FOR THE FISCAL YEAR ENDED JUNE 30, 2021**

FEDERAL GRANTOR/ SUB GRANTOR/ PROGRAM TITLE	ASSISTANCE LISTING NUMBER	PASS-THROUGH ENTITY IDENTIFYING NUMBER / ADDITIONAL AWARD IDENTIFICATION	TOTAL EXPENDITURES OF FEDERAL AWARDS
<b>U.S. DEPARTMENT OF AGRICULTURE PASSED THROUGH THE OHIO DEPARTMENT OF EDUCATION:</b>			
<i>Child Nutrition Cluster:</i>			
School Breakfast Program	10.553	2021	\$ 515,930
COVID-19 - School Breakfast Program	10.553	COVID-19, 2021	62,259
<b>Total National School Breakfast Program</b>			<u>578,189</u>
National School Lunch Program	10.555	2021	1,437,166
COVID-19 - National School Lunch Program	10.555	COVID-19, 2021	187,481
National School Lunch Program - Food Donation	10.555	2021	197,438
<b>Total National School Lunch Program</b>			<u>1,822,085</u>
<b>Total U.S. Department of Agriculture and Child Nutrition Cluster</b>			<u>2,400,274</u>
<b>U.S. DEPARTMENT OF TREASURY</b>			
<i>Passed through Clermont County</i>			
COVID-19 - Coronavirus Relief Fund	21.019	COVID-19, 2021	270,000
<i>Passed through the Ohio Department of Education</i>			
COVID-19 - Coronavirus Relief Fund - Suburban School Districts	21.019	COVID-19, 2021	407,199
COVID-19 - Coronavirus Relief Fund - Broadband Connectivity	21.019	COVID-19, 2021	196,214
<b>Total Coronavirus Relief Fund and U.S. Department of Treasury</b>			<u>873,413</u>
<b>U.S. DEPARTMENT OF EDUCATION PASSED THROUGH THE OHIO DEPARTMENT OF EDUCATION:</b>			
Title I Grants to Local Educational Agencies - Supplemental School Improvement	84.010	2020	8,541
Title I Grants to Local Educational Agencies	84.010	2020	235,689
Title I Grants to Local Educational Agencies - Supplemental School Improvement	84.010A	84.010A, 2021	7,940
Title I Grants to Local Educational Agencies	84.010A	84.010A, 2021	1,054,425
<b>Total Title I Grants to Local Educational Agencies</b>			<u>1,306,595</u>
Student Support and Academic Enrichment Program	84.424	2020	975
Student Support and Academic Enrichment Program	84.424A	84.424A, 2021	116,623
<b>Total Student Support and Academic Enrichment Program</b>			<u>117,598</u>
<i>Special Education Cluster (IDEA):</i>			
Special Education _Grants to States	84.027	2020	225,967
Special Education _Grants to States	84.027A	84.027A, 2021	1,494,680
<b>Total Special Education _Grants to States</b>			<u>1,720,647</u>
Special Education _Preschool Grants	84.173	2020	1,804
Special Education _Preschool Grants	84.173A	84.173A, 2021	46,552
<b>Total Special Education-Preschool Grants</b>			<u>48,356</u>
<b>Total Special Education Cluster (IDEA)</b>			<u>1,769,003</u>
English Language Acquisition State Grants	84.365	2020	144
English Language Acquisition State Grants	84.365A	84.365A, 2021	19,420
<b>Total English Language Acquisition State Grants</b>			<u>19,564</u>
Supporting Effective Instruction State Grants	84.367	2020	1,651
Supporting Effective Instruction State Grants	84.367A	84.367A, 2021	282,384
<b>Total Supporting Effective Instruction State Grants</b>			<u>284,035</u>
Comprehensive Literacy Development	84.371	2020	70,730
Comprehensive Literacy Development	84.371C	84.371C, 2021	37,953
<b>Total Comprehensive Literacy Development</b>			<u>108,683</u>
COVID-19 - Elementary and Secondary School Emergency Relief (ESSER) Fund	84.425D	COVID-19, 84.425D, 2021	1,084,619
COVID-19 - Elementary and Secondary School Emergency Relief (ESSER II) Fund	84.425D	COVID-19, 84.425D, 2022	678,880
<b>Total Education Stabilization Fund</b>			<u>1,763,499</u>
<b>Total U.S. Department of Education</b>			<u>5,368,977</u>
<b>Total Federal Financial Assistance</b>			<u>\$ 8,642,664</u>

The accompanying notes are an integral part of this schedule

**WEST CLERMONT LOCAL SCHOOL DISTRICT  
CLERMONT COUNTY, OHIO**

NOTES TO THE SCHEDULE OF EXPENDITURES OF FEDERAL AWARDS  
2 CFR 200.510(b)(6)  
FOR THE FISCAL YEAR ENDED JUNE 30, 2021

**NOTE 1 – BASIS OF PRESENTATION & SUMMARY OF SIGNIFICANT ACCOUNTING POLICIES**

The accompanying Schedule of Expenditures of Federal Awards (the Schedule) includes the federal award activity of the West Clermont Local School District, Clermont County, Ohio (the “District”) under programs of the federal government for the fiscal year ended June 30, 2021 and is prepared in accordance with the cash basis of accounting. The information on this Schedule is prepared in accordance with the requirements of Title 2 U.S. Code of Federal Regulations Part 200, *Uniform Administrative Requirements, Cost Principles, and Audit Requirements for Federal Awards* (Uniform Guidance). Because the Schedule presents only a selected portion of the operations of the District, it is not intended to and does not present the financial position or changes in financial position of the District. Such expenditures are recognized following cost principles contained in Uniform Guidance wherein certain types of expenditures may or may not be limited to as to reimbursement.

**NOTE 2 – DE MINIMIS COST RATE**

CFR Section 200.414 of the Uniform Guidance allows a non-federal entity that has never received a negotiated indirect cost rate to charge a de minimis rate of 10% of modified total direct costs to indirect costs. The District has not elected to use the 10-percent de minimis indirect cost rate as allowed under the Uniform Guidance.

**NOTE 3 – CHILD NUTRITION CLUSTER**

The District commingles cash receipts from the U.S. Department of Agriculture with similar State grants. When reporting expenditures on this Schedule, the District assumes it expends federal monies first.

**NOTE 4 – FOOD DONATION PROGRAM**

The District reports commodities consumed on the Schedule at the entitlement value. The District allocated donated food commodities to the respective program that benefitted from the use of those donated food commodities.

**Independent Auditor's Report on Internal Control Over Financial Reporting and on Compliance and Other Matters  
Based on an Audit of Financial Statements Performed in Accordance with *Government Auditing Standards***

West Clermont Local School District  
Clermont County  
4350 Aicholtz Road, Suite 220  
Cincinnati, Ohio 45245

To the Members of the Board of Education:

We have audited, in accordance with the auditing standards generally accepted in the United States of America and the standards applicable to financial audits contained in *Government Auditing Standards* issued by the Comptroller General of the United States, the financial statements of the governmental activities, the major fund, and the aggregate remaining fund information of the West Clermont Local School District, Clermont County, Ohio, as of and for the fiscal year ended June 30, 2021, and the related notes to the financial statements, which collectively comprise the West Clermont Local School District's basic financial statements, and have issued our report thereon dated December 27, 2021, wherein we noted as described in Note 21 to the financial statements, the financial impact of COVID-19 and the continuing emergency measures may impact subsequent periods.

***Internal Control Over Financial Reporting***

In planning and performing our audit of the financial statements, we considered the West Clermont Local School District's internal control over financial reporting (internal control) as a basis for designing audit procedures that are appropriate in the circumstances for the purpose of expressing our opinions on the financial statements, but not for the purpose of expressing an opinion on the effectiveness of the West Clermont Local School District's internal control. Accordingly, we do not express an opinion on the effectiveness of the West Clermont Local School District's internal control.

A *deficiency in internal control* exists when the design or operation of a control does not allow management or employees, in the normal course of performing their assigned functions, to prevent, or detect and correct, misstatements on a timely basis. A *material weakness* is a deficiency, or a combination of deficiencies, in internal control, such that there is a reasonable possibility that a material misstatement of the West Clermont Local School District's financial statements will not be prevented, or detected and corrected, on a timely basis. A *significant deficiency* is a deficiency, or a combination of deficiencies, in internal control that is less severe than a material weakness, yet important enough to merit attention by those charged with governance.

Our consideration of internal control was for the limited purpose described in the first paragraph of this section and was not designed to identify all deficiencies in internal control that might be material weaknesses or significant deficiencies and therefore, material weaknesses or significant deficiencies may exist that have not been identified. Given these limitations, during our audit we did not identify any deficiencies in internal control that we consider to be material weaknesses. We did identify certain deficiencies in internal control, described in the accompanying schedule of findings as item 2021-001 that we consider to be a significant deficiency.

***Compliance and Other Matters***

As part of obtaining reasonable assurance about whether the West Clermont Local School District's financial statements are free from material misstatement, we performed tests of its compliance with certain provisions of laws, regulations, contracts, and grant agreements, noncompliance with which could have a direct and material effect on the financial statements. However, providing an opinion on compliance with those provisions was not an objective of our audit, and accordingly, we do not express such an opinion. The results of our tests disclosed no instances of noncompliance or other matters that are required to be reported under *Government Auditing Standards*.

***West Clermont Local School District's Response to Finding***

The West Clermont Local School District's response to the finding identified in our audit is described in the accompanying corrective action plan. The West Clermont Local School District's response was not subjected to the auditing procedures applied in the audit of the financial statements and, accordingly, we express no opinion on it.

***Purpose of this Report***

The purpose of this report is solely to describe the scope of our testing of internal control and compliance and the results of that testing, and not to provide an opinion on the effectiveness of the West Clermont Local School District's internal control or on compliance. This report is an integral part of an audit performed in accordance with *Government Auditing Standards* in considering the West Clermont Local School District's internal control and compliance. Accordingly, this communication is not suitable for any other purpose.



Julian & Grube, Inc.  
December 27, 2021

**Independent Auditor's Report on Compliance for Each Major Program  
and on Internal Control Over Compliance and on the Schedule of Expenditures of Federal Awards  
Required by the Uniform Guidance**

West Clermont Local School District  
Clermont County  
4350 Aicholtz Road, Suite 220  
Cincinnati, Ohio 45245

To the Members of the Board of Education:

***Report on Compliance for Each Major Federal Program***

We have audited the West Clermont Local School District's compliance with the types of compliance requirements described in the *Office of Management and Budget (OMB) Compliance Supplement* that could have a direct and material effect on each of the West Clermont Local School District's major federal programs for the fiscal year ended June 30, 2021. The West Clermont Local School District's major federal programs are identified in the summary of auditor's results section of the accompanying schedule of findings.

***Management's Responsibility***

Management is responsible for compliance with federal statutes, regulations, and the terms and conditions of its federal awards applicable to its federal programs.

***Auditor's Responsibility***

Our responsibility is to express an opinion on compliance for each of the West Clermont Local School District's major federal programs based on our audit of the types of compliance requirements referred to above. We conducted our audit of compliance in accordance with auditing standards generally accepted in the United States of America; the standards applicable to financial audits contained in *Government Auditing Standards*, issued by the Comptroller General of the United States; and the audit requirements of Title 2 U.S. *Code of Federal Regulations* Part 200, *Uniform Administrative Requirements, Cost Principles, and Audit Requirements for Federal Awards* (Uniform Guidance). Those standards and the Uniform Guidance require that we plan and perform the audit to obtain reasonable assurance about whether noncompliance with the types of compliance requirements referred to above that could have a direct and material effect on a major federal program occurred. An audit includes examining, on a test basis, evidence about the West Clermont Local School District's compliance with those requirements and performing such other procedures as we considered necessary in the circumstances.

We believe that our audit provides a reasonable basis for our opinion on compliance for each major federal program. However, our audit does not provide a legal determination of the West Clermont Local School District's compliance.

***Opinion on Each Major Federal Program***

In our opinion, the West Clermont Local School District complied, in all material respects, with the types of compliance requirements referred to above that could have a direct and material effect on each of its major federal programs for the fiscal year ended June 30, 2021.

***Report on Internal Control over Compliance***

Management of the West Clermont Local School District is responsible for establishing and maintaining effective internal control over compliance with the types of compliance requirements referred to above. In planning and performing our audit of compliance, we considered the West Clermont Local School District's internal control over compliance with the types of requirements that could have a direct and material effect on each major federal program to determine the auditing procedures that are appropriate in the circumstances for the purpose of expressing an opinion on compliance for each major federal program and to test and report on internal control over compliance in accordance with the Uniform Guidance, but not for the purpose of expressing an opinion on the effectiveness of internal control over compliance. Accordingly, we do not express an opinion on the effectiveness of the West Clermont Local School District's internal control over compliance.

A *deficiency in internal control over compliance* exists when the design or operation of a control over compliance does not allow management or employees, in the normal course of performing their assigned functions, to prevent, or detect and correct, noncompliance with a type of compliance requirement of a federal program on a timely basis. A *material weakness in internal control over compliance* is a deficiency, or a combination of deficiencies, in internal control over compliance, such that there is a reasonable possibility that material noncompliance with a type of compliance requirement of a federal program will not be prevented, or detected and corrected, on a timely basis. A *significant deficiency in internal control over compliance* is a deficiency, or a combination of deficiencies, in internal control over compliance with a type of compliance requirement of a federal program that is less severe than a material weakness in internal control over compliance, yet important enough to merit attention by those charged with governance.

Our consideration of internal control over compliance was for the limited purpose described in the first paragraph of this section and was not designed to identify all deficiencies in internal control over compliance that might be material weaknesses or significant deficiencies. We did not identify any deficiencies in internal control over compliance that we consider to be material weaknesses. However, material weaknesses may exist that have not been identified.

The purpose of this report on internal control over compliance is solely to describe the scope of our testing of internal control over compliance and the results of that testing based on the requirements of the Uniform Guidance. Accordingly, this report is not suitable for any other purpose.

***Report on Schedule of Expenditures of Federal Awards Required by the Uniform Guidance***

We have audited the financial statements of the governmental activities, the major fund, and the aggregate remaining fund information of the West Clermont Local School District, as of and for the fiscal year ended June 30, 2021, and the related notes to the financial statements, which collectively comprise the West Clermont Local School District's basic financial statements. We issued our report thereon dated December 27, 2021, which contained unmodified opinions on those financial statements. Our audit was conducted for the purpose of forming opinions on the financial statements that collectively comprise the basic financial statements. The accompanying schedule of expenditures of federal awards is presented for purposes of additional analysis as required by the Uniform Guidance and is not a required part of the basic financial statements. Such information is the responsibility of management and was derived from and relates directly to the underlying accounting and other records used to prepare the basic financial statements. The information has been subjected to the auditing procedures applied in the audit of the financial statements and certain additional procedures, including comparing and reconciling such information directly to the underlying accounting and other records used to prepare the basic financial statements or to the basic financial statements themselves, and other additional procedures in accordance with auditing standards generally accepted in the United States of America. In our opinion, the schedule of expenditures of federal awards is fairly stated in all material respects in relation to the basic financial statements as a whole.



Julian & Grube, Inc.  
December 27, 2021

**WEST CLERMONT LOCAL SCHOOL DISTRICT  
CLERMONT COUNTY, OHIO**

**SCHEDULE OF FINDINGS  
2 CFR § 200.515  
JUNE 30, 2021**

<b>1. SUMMARY OF AUDITOR'S RESULTS</b>		
<i>(d)(1)(i)</i>	<i>Type of Financial Statement Opinion</i>	Unmodified
<i>(d)(1)(ii)</i>	<i>Were there any material control weaknesses reported at the financial statement level (GAGAS)?</i>	No
<i>(d)(1)(ii)</i>	<i>Were there any other significant deficiencies in internal control reported at the financial statement level (GAGAS)?</i>	Yes
<i>(d)(1)(iii)</i>	<i>Was there any reported material noncompliance at the financial statement level (GAGAS)?</i>	No
<i>(d)(1)(iv)</i>	<i>Were there any material internal control weaknesses reported for major federal programs?</i>	No
<i>(d)(1)(iv)</i>	<i>Were there any significant deficiencies in internal control reported for major federal programs?</i>	No
<i>(d)(1)(v)</i>	<i>Type of Major Program's Compliance Opinion</i>	Unmodified
<i>(d)(1)(vi)</i>	<i>Are there any reportable findings under 2 CFR §200.516(a)?</i>	No
<i>(d)(1)(vii)</i>	<i>Major Programs (listed):</i>	COVID-19 Education Stabilization Fund; ALN 84.425D, Child Nutrition Cluster; COVID-19 Coronavirus Relief Fund; ALN 21.019
<i>(d)(1)(viii)</i>	<i>Dollar Threshold: Type A/B Programs</i>	Type A: > \$750,000 Type B: all others
<i>(d)(1)(ix)</i>	<i>Low Risk Auditee under 2 CFR § 200.520?</i>	Yes

**This page intentionally left blank.**



**WEST CLERMONT LOCAL SCHOOL DISTRICT  
CLERMONT COUNTY, OHIO**

**SCHEDULE OF FINDINGS  
2 CFR § 200.515  
JUNE 30, 2021**

<b>2. FINDINGS RELATED TO THE BASIC FINANCIAL STATEMENTS REQUIRED TO BE REPORTED IN ACCORDANCE WITH GAGAS</b>	
Finding Number	2021-001

Significant Deficiency - Cash Reconciliations and Accounting System

The reconciliation of cash (bank) balances to accounting system records (book) is an important control/procedure to help ensure proper reporting of District activity. A bank-to-book reconciliation should be performed monthly and reconciling items should be identified and adjusted at the time the reconciling item or error is discovered.

The District has controls and procedures in place to ensure that the monthly reconciliation is completed with zero unidentified amounts, however it was noted in the June 30, 2021 bank reconciliation, there were multiple transactions identified as reconciling items were not timely posted and corrected to the District's financial system. In addition, there was also an immaterial unidentified amount on the month end reconciliation.

Accurate reconciliations and financial reports are a basic and essential internal control component for sound fiscal management. District officials rely on accurate and timely reconciliations and financial reports to make sound financial decisions. Lack of oversight over the District's financial reporting also increases the chances of fraud, theft, errors or omissions remaining unnoticed.

We recommend the District consider implementing additional controls/procedures to help ensure any discrepancies noted in a month are properly corrected or recorded in the District's accounting system in the subsequent month unless extenuating circumstances exist. All unreconciled balances should be researched in order to find the known source. Timely recording/posting of all applicable transactions will help ensure accurate information is provided to the Board of Education.

<b>3. FINDINGS AND QUESTIONED COSTS FOR FEDERAL AWARDS</b>
------------------------------------------------------------

None



**WEST CLERMONT LOCAL SCHOOL DISTRICT  
 CLERMONT COUNTY, OHIO**

**CORRECTIVE ACTION PLAN  
 2 CFR § 200.511(c)  
 JUNE 30, 2021**

<b>Finding Number</b>	<b>Planned Corrective Action</b>	<b>Anticipated Completion Date</b>	<b>Responsible Contact Person</b>
2021-001	The District acknowledges this is an area that improvements could be made, however the approximate \$15,000 unidentified balance/discrepancy has existed prior to July 2020. The current Treasurer’s Office team continues to examine and identify this amount. The team is utilizing internal resources and is also engaging external resources, including the software provider, to reconcile the discrepancy.	March, 2022	Daniel M. Romano III, Treasurer

# OHIO AUDITOR OF STATE KEITH FABER



**WEST CLERMONT LOCAL SCHOOL DISTRICT  
CLERMONT COUNTY**

**AUDITOR OF STATE OF OHIO CERTIFICATION**

This is a true and correct copy of the report, which is required to be filed pursuant to Section 117.26, Revised Code, and which is filed in the Office of the Ohio Auditor of State in Columbus, Ohio.



**Certified for Release 2/22/2022**

88 East Broad Street, Columbus, Ohio 43215  
Phone: 614-466-4514 or 800-282-0370

This report is a matter of public record and is available online at  
[www.ohioauditor.gov](http://www.ohioauditor.gov)