



CLARK SCHAEFER HACKETT
BUSINESS ADVISORS

CITY OF POWELL, OHIO

DELAWARE COUNTY

REGULAR AUDIT

FOR THE YEAR ENDED DECEMBER 31, 2022

OHIO AUDITOR OF STATE
KEITH FABER



88 East Broad Street
Columbus, Ohio 43215
IPARreport@ohioauditor.gov
(800) 282-0370

City Council
City of Powell
47 Hall Street
Powell, Ohio 43065

We have reviewed the *Independent Auditor's Report* of the City of Powell, Delaware County, prepared by Clark, Schaefer, Hackett & Co., for the audit period January 1, 2022 through December 31, 2022. Based upon this review, we have accepted these reports in lieu of the audit required by Section 117.11, Revised Code. The Auditor of State did not audit the accompanying financial statements and, accordingly, we are unable to express, and do not express an opinion on them.

Our review was made in reference to the applicable sections of legislative criteria, as reflected by the Ohio Constitution, and the Revised Code, policies, procedures and guidelines of the Auditor of State, regulations and grant requirements. The City of Powell is responsible for compliance with these laws and regulations.

A handwritten signature in cursive script that reads 'Keith Faber'.

Keith Faber
Auditor of State
Columbus, Ohio

September 13, 2023

This page intentionally left blank.

TABLE OF CONTENTS

Independent Auditors' Report on Internal Control Over Financial Reporting
and on Compliance and Other Matters Based on an Audit of Financial
Statements Performed in Accordance with *Government Auditing Standards* 1 – 2

Schedule of Findings and Responses.....3

Attachment: Annual Comprehensive Financial Report

This page intentionally left blank.

INDEPENDENT AUDITORS' REPORT ON INTERNAL CONTROL OVER FINANCIAL REPORTING AND ON COMPLIANCE AND OTHER MATTERS BASED ON AN AUDIT OF FINANCIAL STATEMENTS PERFORMED IN ACCORDANCE WITH GOVERNMENT AUDITING STANDARDS

To the Mayor and Members of City Council
City of Powell, Ohio:

We have audited, in accordance with the auditing standards generally accepted in the United States of America and the standards applicable to financial audits contained in *Government Auditing Standards* issued by the Comptroller General of the United States (*Government Auditing Standards*), the financial statements of the governmental activities, each major fund, and the aggregate remaining fund information of the City of Powell, Ohio (the "City"), as of and for the year ended December 31, 2022, and the related notes to the financial statements, which collectively comprise the City's basic financial statements, and have issued our report thereon dated June 30, 2023, wherein we noted the City restated beginning net position for a correction of an error.

Report on Internal Control Over Financial Reporting

In planning and performing our audit of the financial statements, we considered the City's internal control over financial reporting (internal control) as a basis for designing audit procedures that are appropriate in the circumstances for the purpose of expressing our opinions on the financial statements, but not for the purpose of expressing an opinion on the effectiveness of the City's internal control. Accordingly, we do not express an opinion on the effectiveness of the City's internal control.

A deficiency in internal control exists when the design or operation of a control does not allow management or employees, in the normal course of performing their assigned functions, to prevent, or detect and correct, misstatements on a timely basis. *A material weakness* is a deficiency, or a combination of deficiencies, in internal control, such that there is a reasonable possibility that a material misstatement of the City's financial statements will not be prevented, or detected and corrected, on a timely basis. *A significant deficiency* is a deficiency, or a combination of deficiencies, in internal control that is less severe than a material weakness, yet important enough to merit attention by those charged with governance.

Our consideration of internal control was for the limited purpose described in the first paragraph of this section and was not designed to identify all deficiencies in internal control that might be material weaknesses or significant deficiencies and therefore, material weaknesses or significant deficiencies may exist that were not identified. Given these limitations, during our audit we did not identify any deficiencies in internal control that we consider to be material weaknesses. We identified certain deficiencies in internal control, described in the accompanying schedule of findings and responses as item 2022-001 that we consider to be a significant deficiency.

Report on Compliance and Other Matters

As part of obtaining reasonable assurance about whether the City's financial statements are free from material misstatement, we performed tests of its compliance with certain provisions of laws, regulations, contracts, and grants agreements, noncompliance with which could have a direct and material effect on the financial statements. However, providing an opinion on compliance with those provisions was not an objective of our audit, and accordingly, we do not express such an opinion. The results of our tests disclosed no instances of noncompliance or other matters that are required to be reported under *Government Auditing Standards*.

City of Powell's Response to Findings

Government Auditing Standards requires the auditor to perform limited procedures on the City of Powell, Ohio's response to the finding identified in our audit and described in the accompanying schedule of findings and responses. The City of Powell, Ohio's response was not subjected to the other auditing procedures applied in the audit of the financial statements and, accordingly, we express no opinion on the response.

Purpose of this Report

The purpose of this report is solely to describe the scope of our testing of internal control and compliance and the results of that testing, and not to provide an opinion on the effectiveness of the City's internal control or on compliance. This report is an integral part of an audit performed in accordance with *Government Auditing Standards* in considering the City's internal control and compliance. Accordingly, this communication is not suitable for any other purpose.

Clark, Schaefer, Hackett & Co.

Columbus, Ohio
June 30, 2023

Section I – Financial Statement Findings

2022-001 Prior Year Restatement

In 2022, the City restated net position to correct an error in accounting for capital assets in prior years. A deficiency in internal control exists when the design of operation of a control does not allow management or employees, in the normal course of performing their assigned functions, to prevent, or detect and correct misstatements on a timely basis. In this case, the internal controls over the preparation and review of the City's financial statements did not operate as designed. The City contracts with a third-party consultant to prepare its year-end GAAP financial statements and while the City relies on the third-party consultant for reporting capital assets, City management is ultimately responsible for internal control over financial reporting.

We recommend the City enhance its internal controls over financial reporting with steps such as management's review of conversion documentation for completeness and accuracy and improved communication with third-party consultants to ensure the preparation of complete, accurate and reliable financial statements in conformity with generally accepted accounting principles.

Views of Responsible Officials: *Management has implemented controls to better track donated infrastructure to prevent this error in the future.*

City of Powell



ANNUAL COMPREHENSIVE FINANCIAL REPORT

December 31, 2022



This page is intentionally left blank

City of Powell, Ohio
Annual Comprehensive Financial Report

For the Fiscal Year Ended December 31, 2022



Prepared by the City of Powell Finance Department

Rosa Ocheltree, Finance Director

Nancy Stanfill, Assistant Finance Director



This page is intentionally left blank

City of Powell
Delaware County, Ohio
Annual Comprehensive Financial Report
For the Year Ended December 31, 2022

Table of Contents

Title	Page
Introductory Section	1
Letter of Transmittal	3
GFOA Certificate of Achievement for Excellence in Financial Reporting for the Year Ended December 31, 2021	7
Organizational Chart	8
List of City Officials	9
Financial Section	11
Independent Auditors' Report	12
Management's Discussion and Analysis	15
Basic Financial Statements:	23
Government-wide Financial Statements	
Statement of Net Position	24
Statement of Activities	25
Fund Financial Statements	
Balance Sheet - Governmental Funds	26
Reconciliation of Total Governmental Fund Balances to Net Position of Governmental Activities	28
Statement of Revenues, Expenditures, and Changes in Fund Balances - Governmental Funds	30
Reconciliation of the Statement of Revenues, Expenditures, and Changes in Fund Balances of Governmental Funds to the Statement of Activities	32
Statement of Fiduciary Net Position	33
Statement of Changes in Fiduciary Net Position	34
Notes to the Basic Financial Statements	35

City of Powell
Delaware County, Ohio
Annual Comprehensive Financial Report
For the Year Ended December 31, 2022

Table of Contents

Required Supplementary Information	81
Schedule of Revenues, Expenditures, and Changes in Fund Balance Budget and Actual- General Fund	82
Schedule of Revenues, Expenditures, and Changes in Fund Balance Budget and Actual- Street Construction and Maintenance Fund	83
Notes to Budgetary Schedules	84
Pension Trend Data	86
OPEB Trend Data	90
Notes to Pension and OPEB Trend Data	94
Supplementary Information	97
Fund Descriptions - Governmental Funds	98
Combining Statements and Individual Fund Schedules	101
Combining Balance Sheet - Nonmajor Governmental Funds	102
Combining Statement of Revenues, Expenditures and Changes in Fund Balances - Nonmajor Governmental Funds	103
Combining Balance Sheet - Nonmajor Special Revenue Funds	104
Combining Statement of Revenues, Expenditures, and Changes in Fund Balances - Nonmajor Special Revenue Funds	106
Individual Fund Schedules of Revenues, Expenditures, and Changes in Fund Balances Budget and Actual (Non-GAAP Budgetary Basis) - General Fund	108
Individual Fund Schedules of Revenues, Expenditures, and Changes in Fund Balances Budget and Actual (Non-GAAP Budgetary Basis) - Street Construction & Maintenance Fund	110
Individual Fund Schedules of Revenues, Expenditures, and Changes in Fund Balances Budget and Actual (Non-GAAP Budgetary Basis) - Debt Service Fund	111
Individual Fund Schedules of Revenues, Expenditures, and Changes in Fund Balances Budget and Actual (Non-GAAP Budgetary Basis) - Sanitary Sewer Agreements Fund	112
Individual Fund Schedules of Revenues, Expenditures, and Changes in Fund Balances Budget and Actual (Non-GAAP Budgetary Basis) - Nonmajor Special Revenue Funds	114
Combining Balance Sheet - Nonmajor Capital Projects Funds	124
Combining Statement of Revenues, Expenditures and Changes in Fund Balances - Nonmajor Capital Projects Funds	126
Individual Fund Schedules of Revenues, Expenditures, and Changes in Fund Balances Budget and Actual (Non-GAAP Budgetary Basis) - Nonmajor Capital Projects Funds	128
Fund Descriptions - Custodial Funds	135
Combining Statement of Fiduciary Net Position - Custodial Funds	136

City of Powell
Delaware County, Ohio
Annual Comprehensive Financial Report
For the Year Ended December 31, 2022

Table of Contents

Combining Statement of Changes in Fiduciary Net Position - Custodial Funds	137
Statistical Section	139
Description of Contents	141
Net Position By Component - Last Ten Years	142
Changes in Net Position - Last Ten Years	144
Governmental Activities Tax Revenues by Source - Last Ten Years	146
Program Revenues of Governmental Activities by Program - Last Ten Years	148
Governmental Revenues by Source - Last Ten Years	150
Fund Balances of Governmental Funds - Last Ten Years	152
Changes in Fund Balances of Governmental Funds - Last Ten Years	154
Assessed Value and Estimated Actual Value of Taxable Property - Last Ten Years	156

City of Powell
Delaware County, Ohio
Annual Comprehensive Financial Report
For the Year Ended December 31, 2022

Table of Contents

Property Tax Rates - Direct and Overlapping Governments - Last Ten Years	158
Income Tax Rates - Direct and Overlapping Governments - Last Ten Years	160
Property Tax Levies and Collections - Last Ten Years	161
Principal Revenue Payers for Property Taxes - December 31, 2022	162
Tax Incremental Financing (TIF) Collections - December 31, 2022	162
Principal Revenue Payer Type for Income Taxes - December 31, 2022	163
Principal Income Levels for Income Taxes - December 31, 2022	163
Ratios of Outstanding Debt by Type - Last Ten Years	164
Ratios of General Bonded Debt Outstanding - Last Ten Years	165
Legal Debt Margin	166
Computation of Direct and Overlapping Debt Attributable to Governmental Activities - December 31, 2022	168
General Demographic Characteristics Based on Census Years	169
Demographic and Economic Statistics - Last Ten Years	170
Principal Employers As of December 31, 2022 and December 31, 2013	171
Growth in Land Area for Selected Years	172
Operating Indicators by Function - Last Ten Years	174
Capital Assets Statistics by Function	176
Full-time Equivalent Employees by Function - Last Ten Years	178



INTRODUCTORY SECTION



This page is intentionally left blank



City of Powell
47 Hall Street
Powell, Ohio
43065-8357

www.cityofpowell.us
614.885.5380 tel
614.885.5339 fax

May 31, 2023

To: Members of City Council and Citizens of the City of Powell

The Finance Department is pleased to submit the Annual Comprehensive Financial Report (ACFR) of the City of Powell, Ohio (City), for the year ended December 31, 2022. This report is published to provide the City Council, our citizens, City staff, and other readers with detailed information concerning the financial position and activities of the City. The report has a complete set of financial statements presented in conformity with accounting principles generally accepted in the United States of America (GAAP) and audited in accordance with generally accepted government auditing standards (GAGAS) by Clark Schaefer Hackett Business Advisors. The independent auditors' report is located at the front of the financial section of this report.

Management's discussion and analysis (MD&A) immediately follows the independent auditors' report. The MD&A provides a narrative introduction, overview and analysis of the basic financial statements and complements this letter of transmittal and should be read in conjunction with it.

The City's Finance Department is responsible for management's representations concerning the finances of the City. Consequently, management assumes full responsibility for the completeness and reliability of the information in this report, based upon a comprehensive internal control framework established for this purpose. Because the cost of internal control should not exceed its anticipated benefits, the objective is to provide reasonable, rather than absolute, assurance that the financial statements are free of any material misstatements.

In developing and revising the City's accounting and reporting control systems, consideration is given to the adequacy of internal controls to provide reasonable but not absolute assurance regarding the safeguarding of assets from loss, theft or misuse, and reliability of financial records for preparing the City's financial statements in conformity with GAAP and maintaining accountability for assets. The concept of reasonable assurance recognizes that the cost of a control should not exceed the benefits likely to be derived. Evaluating costs and benefits requires estimates and judgments by management.

As management, we believe the data presented is accurate in all material respects and that all disclosures necessary to enable the reader to fully understand the City's financial activity have been included.

Profile of the City

The City of Powell was incorporated in February 1947 and is located in central Ohio in the state's fastest-growing county. The City is on the rolling highlands between the Scioto and Olentangy river valleys, approximately 18 miles north of downtown Columbus, which is the capital of Ohio. The City is empowered by State Statute to extend its corporate limits by annexation. No annexation was approved during 2022.

The City is a home-rule, municipal corporation under the laws of the State of Ohio. The City is empowered to levy property tax and income tax within its boundaries. The City operates under a Council-City Manager form of government. Policy-making and legislative authority are vested in the City Council, consisting of the Mayor and six other members, all elected on a nonpartisan basis. City Council members serve four-year overlapping terms. The City Council appoints a City Manager who serves at the pleasure of the Council. The City Manager is the chief executive officer of the City and is charged with the responsibility of conserving the peace and enforcing all laws, ordinances and terms of the Charter.

The City provides numerous services to its citizens, including police protection; the construction and maintenance of highways, streets and other infrastructure; and recreational and cultural activities. The sanitation services are provided by an independent hauler with the City contracting for the citizens. Fire protection services are provided by

Liberty and Concord Townships, separate government entities that overlap the City boundaries. Sanitary sewer services are provided by the county while electric service is provided by a for-profit corporation and water by a private company.

The annual budget serves as the foundation for the City's financial planning and control. The City complies with the requirements of the Ohio Revised Code in the adoption of the budget. Appropriations for the operation of various City departments are established through the passage of an ordinance by City Council. Budgetary control is facilitated through the maintenance of an encumbrance system for purchase orders, and through the use of the City's automated financial system. The City Council is required to hold public hearings on the proposed budget and to adopt the budget by no later than December 31, the close of the City's fiscal year. The appropriated budget is prepared by fund, department or function (i.e. police), and category or object (i.e. personnel services). The City Council may pass supplemental appropriations at any time by ordinance. The City Manager may transfer resources within a category; however, transfers between categories, departments or funds need special approval from the City Council.

The City of Powell's 'Planning and Zoning Commission' continues to seek growth opportunities and make improvements such as:

- Approved a Final Development Plan for Liberty Reserve LLC, located at 4026 Home Rd., for the purpose of building 42 townhome residential units. <https://goo.gl/maps/HxDzX5i8re22LagbA>
- Approved a Final Development Plan for TJ Elite Properties LLC, located at 9098 & 9104 Bunker Lane., for the purpose of building a 6,920 sq. ft. Ivybrook Academy and a 5,750 sq. ft. retail space. <https://shorturl.at/gsmUX>
- Approved a Final Development Plan for EQ Lily Reserve, located at 285 West Olentangy Street., for the purpose of building a 13,030 sq. ft. Commercial building. <https://shorturl.at/blnJX>
- Approved a Final Development Plan for the Waddell Family, located at 60 East Case Ave., for the purpose of building a new ~4,500 sq. ft. residential dwelling. <https://tinyurl.com/sahbmyrr>

Factors Affecting Financial Condition

The information presented in the financial statements is perhaps best understood when it is considered from the broader perspective of the specific environment within which the City operates.

Local economy The City of Powell is a residential suburb community with only a small portion utilized for commercial or retail activity. Therefore, the City is not reliant on its own commercial base but on the larger, more diversified regional base in the Columbus metropolitan area, which includes Delaware and Franklin counties, for its residents' workplaces. Delaware County's and Franklin County's unemployment rates of 2.3 percent and 2.9 percent, respectively, were lower than both the state's average unemployment rate of 3.6 percent and the national average of 3.9 percent at the end of 2021.

The City of Powell has received the following recognitions:

- 15th Best Place to Live in America by USA Today
- Named the Best Place to Raise a Family in Ohio from WalletHub
- Safest City to Live in Ohio (Pop. 10,000 to 30,000) by Elite Personal Finance
- 28th Safest City in America by SafeWise
- Distinguished as a Tree City USA by the National Arbor Day Foundation for 24 years
- Delaware County ranked 14th Healthiest Community in America by the U.S. News and World Report

According to census data, the median household income for the U.S. and Ohio in 2020 was \$64,994 and \$58,116, respectively. The median household income for Delaware County and the City of Powell was \$111,411 and \$159,368, respectively.

The Columbus metropolitan-area is the headquarters for many major corporations including Nationwide Mutual Insurance Company, L Brands, American Electric Power Company Inc., Bob Evans Farms, Inc., Huntington Bancshares, Inc., Big Lots, Inc., Abercrombie & Fitch Co., Cardinal Health, Inc., Abbott Nutrition and Battelle Memorial Institute. The area also has branches of many major corporations including JP Morgan Chase & Co., Honda Motor Co., Ltd., Wendy's/Arby's Group, Inc., the United States Government, Worthington Industries and McGraw-Hill.

Long-term financial planning Providing high-quality municipal services to a community such as Powell, which has a small commercial and office tax base, creates challenges which is why the City Council and staff work continuously on the long-term financial health of the City's budget.

The City of Powell community turned out on May 4, 2021, to make their voices heard and voted to approve an income tax restructuring proposal that went into effect January 1, 2022. The new tax restructuring raised the credit for taxes paid to another municipality from those that live in Powell but work in another city to 100 percent. In addition, the restructuring increased the effective income tax rate for individuals working in Powell from 0.75 percent to 2 percent. Due to this restructuring, and the increase of a remote workforce, the City raised an additional \$6.0 million in revenue in 2022, an increase of 78.7 percent compared to 2021. The additional revenue will continue to support the city's top-rated safety services and amenities and allow it to continue its infrastructure improvements, such as developing roadway connections and improving bike paths throughout the city.

In 2022 City Council adopted the Capital Improvement Project (CIP) funding policy and the City's 5-year CIP Plan. The CIP is a blueprint for building and sustaining a community's publicly funded infrastructure. The CIP plan allocates roughly \$18.8 million toward improvements to City infrastructure over the next five years.

The City maintains a general fund reserve, distinct and separate from its fund balance, to have funds available in case of loss of a revenue stream, unforeseen hazards (disasters), and/ or emergencies. The target amount for the general fund reserve is between 15 percent and 20 percent of the current year's general fund personnel and operating expenditures.

The City also maintains a twenty-seventh pay reserve, distinct and separate from its fund balance, to have funds available to pay every eleven to fourteen years when a "twenty-seventh" payday occurs. The City pays an amount each year for this unusual occurrence. The City experienced a twenty-seventh payday in the calendar year 2014, which is projected to occur in 2025.

The City also maintains a compensated absences reserve, distinct and separate from its fund balance, to have funds available to pay vacation and sick leave payouts upon an employee's retirement from the City. The City maintains an employee roster to track potential retirement eligibility and assess the possible impact on the fund balance.

To ensure that debt capacity is available during emergencies and disasters, the City has limited its debt capacity through its debt policy to 90% of the statutory limit. The City also uses specific revenue sources dedicated to the repayment of a particular debt, which allows the City to withstand the collection volatility of general and undesignated revenue sources.

One of the city's most important activities each year is the budget process. The quality of the decisions made in the budget process conveys the City's long-range plans and policies for current and future services and programs. The City Council and staff strongly believe in the importance of the budget process, and every department has input during the process and budget creation.

The City and AFSCME, AFL_CIO negotiated a bargaining agreement that expires December 31, 2024. An agreement between the City and the Fraternal Order of Police was approved in 2020 and expires on December 31, 2023.

Annually, the fee schedule for the City is evaluated to make sure the fees being charged cover current costs that should be recovered for certain activities. The City also periodically surveys other similar cities to ensure those fees and costs are comparable.

Major initiatives The City of Powell approved a \$2.1 Million appropriation for the 2022 street and trail maintenance program. This is the largest maintenance program in the city's history.

The city is proud of its strong financial operations and fiscal responsibility. The City received ratings from S&P Global ("S&P"), and, Moody's Investors Service ("Moody's"). After completing a review that evaluated the City's existing financial condition, current developments and trends, and prospects for growth, the agencies assigned the following ratings, "AAA", and "Aa1", respectively, to the City's bonds. These ratings enable the City's debt to be issued at low-interest rates, resulting in reductions in future debt service payments.

In 2022, the City retired the Municipal Facilities Construction and Improvement Bond, Series 2017 (General Obligation – Unlimited Tax). At the end of 2022, the City had approximately \$14.8 million in long-term debt outstanding, a

decrease compared to the prior year. This decrease represents principal reduction payments and premium amortization. No new debt is planned for 2023.

Awards and Acknowledgements

The Government Finance Officers Association of the United States and Canada (GFOA) awarded a Certificate of Achievement for Excellence in Financial Reporting to the City of Powell for its comprehensive annual report for the fiscal year ended December 31, 2021. In order to be awarded a Certificate of Achievement, a government unit must publish an easily readable and efficiently organized comprehensive annual financial report. This report must satisfy both generally accepted accounting principles and applicable legal requirements.

A Certificate of Achievement is valid for a period of one year only. We believe that our current comprehensive annual financial report meets the Certificate of Achievement Program's requirements, and we will submit it to GFOA to determine its eligibility for another certificate.

We would like to express our sincere gratitude to the City's personnel who contributed to the preparation of this report, especially the finance department. Appreciation is expressed to representatives of Rea & Associates, for their invaluable assistance in producing the final document, and to the Mayor and members of the City Council, for their support in maintaining the highest standards of professionalism in managing the City of Powell's finances.

Respectfully submitted,



Rosa Ocheltree
Finance Director
City of Powell



Andrew White
City Manager
City of Powell



Government Finance Officers Association

Certificate of
Achievement
for Excellence
in Financial
Reporting

Presented to

**City of Powell
Ohio**

For its Annual Comprehensive
Financial Report
For the Fiscal Year Ended

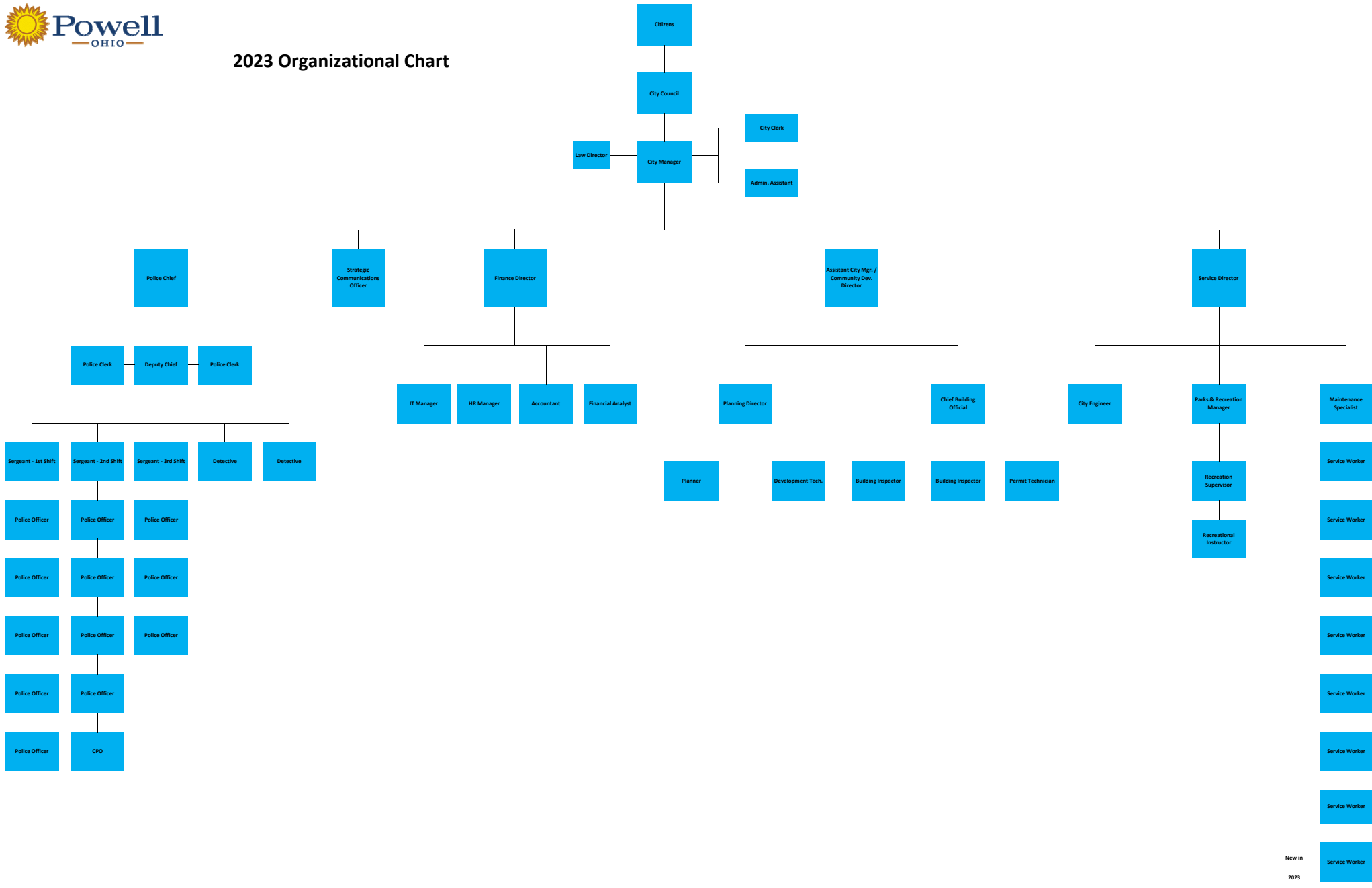
December 31, 2021

Christopher P. Morill

Executive Director/CEO




2023 Organizational Chart



New in 2023



CITY OF POWELL, OHIO
LIST OF CITY OFFICIALS
DECEMBER 31, 2022



CITY COUNCIL

Mayor	(term expires 12/31/23)	Daniel Swartwout
Vice Mayor	(term expires 12/31/25)	Tom Counts
Council Member	(term expires 12/31/23)	Jon Bennehoof
Council Member	(term expires 12/31/23)	Heather Karr
Council Member	(term expires 12/31/25)	Brian Lorenz
Council Member	(term expires 12/31/25)	Christina Drummond
Council Member	(term expires 12/31/23)	Ferzan Ahmed

CITY MANAGER

City Manager	Andrew D. White
--------------	-----------------

ADMINISTRATION

Financial Director	Rosa L. Ocheltree
ACM/Community Development Director	Jeffrey Tyler
Chief of Police	Steve Hrytzik
Public Service Director	D. Grant Crawford
Legal Director	Yazan S. Ashrawi
City Clerk	Amy Deere



This page is intentionally left blank



FINANCIAL SECTION

INDEPENDENT AUDITORS' REPORT

To the Mayor and City Council
City of Powell, Ohio:

Report on the Audit of the Financial Statements

Opinions

We have audited the financial statements of the governmental activities, each major fund, and the aggregate remaining fund information of the City of Powell, Ohio (the "City"), as of and for the year ended December 31, 2022, and the related notes to the financial statements, which collectively comprise the City's basic financial statements as listed in the table of contents.

In our opinion, the accompanying financial statements referred to above present fairly, in all material respects, the respective financial position of the governmental activities, each major fund, and the aggregate remaining fund information of the City, as of December 31, 2022, and the respective changes in financial position for the year then ended in accordance with accounting principles generally accepted in the United States of America.

Basis for Opinions

We conducted our audit in accordance with auditing standards generally accepted in the United States of America (GAAS) and the standards applicable to financial audits contained in *Government Auditing Standards*, issued by the Comptroller General of the United States (*Government Auditing Standards*). Our responsibilities under those standards are further described in the Auditors' Responsibilities for the Audit of the Financial Statements section of our report. We are required to be independent of the City, and to meet our other ethical responsibilities, in accordance with the relevant ethical requirements relating to our audit. We believe that the audit evidence we have obtained is sufficient and appropriate to provide a basis for our audit opinions.

Correction of Error

As discussed in Note 17 to the financial statements, beginning net position was restated to correct errors associated with capital assets in the prior year. Our opinions are not modified with respect to that matter.

Responsibilities of Management for the Financial Statements

Management is responsible for the preparation and fair presentation of the financial statements in accordance with accounting principles generally accepted in the United States of America, and for the design, implementation, and maintenance of internal control relevant to the preparation and fair presentation of financial statements that are free from material misstatement, whether due to fraud or error.

In preparing the financial statements, management is required to evaluate whether there are conditions or events, considered in the aggregate, that raise substantial doubt about the City's ability to continue as a going concern for twelve months beyond the financial statement date, including any currently known information that may raise substantial doubt shortly thereafter.

Auditors' Responsibilities for the Audit of the Financial Statements

Our objectives are to obtain reasonable assurance about whether the financial statements as a whole are free from material misstatement, whether due to fraud or error, and to issue an auditors' report that includes our opinions. Reasonable assurance is a high level of assurance but is not absolute assurance and therefore is not a guarantee that an audit conducted in accordance with GAAS and *Government Auditing Standards* will always detect a material misstatement when it exists. The risk of not detecting a material misstatement resulting from fraud is higher than for one resulting from error, as fraud may involve collusion, forgery, intentional omissions, misrepresentations, or the override of internal control. Misstatements are considered material if there is a substantial likelihood that, individually or in the aggregate, they would influence the judgment made by a reasonable user based on the financial statements.

In performing an audit in accordance with GAAS and *Government Auditing Standards*, we:

- Exercise professional judgment and maintain professional skepticism throughout the audit.
- Identify and assess the risks of material misstatement of the financial statements, whether due to fraud or error, and design and perform audit procedures responsive to those risks. Such procedures include examining, on a test basis, evidence regarding the amounts and disclosures in the financial statements.
- Obtain an understanding of internal control relevant to the audit in order to design audit procedures that are appropriate in the circumstances, but not for the purpose of expressing an opinion on the effectiveness of the City's internal control. Accordingly, no such opinion is expressed.
- Evaluate the appropriateness of accounting policies used and the reasonableness of significant accounting estimates made by management, as well as evaluate the overall presentation of the financial statements.
- Conclude whether, in our judgment, there are conditions or events, considered in the aggregate, that raise substantial doubt about the City's ability to continue as a going concern for a reasonable period of time.

We are required to communicate with those charged with governance regarding, among other matters, the planned scope and timing of the audit, significant audit findings, and certain internal control-related matters that we identified during the audit.

Required Supplementary Information

Accounting principles generally accepted in the United States of America require that the management's discussion and analysis, budgetary comparison information, and schedules of net pension and OPEB liabilities/(assets) and pension and OPEB contributions, as listed in the table of contents, be presented to supplement the basic financial statements. Such information is the responsibility of management and, although not a part of the basic financial statements, is required by the Governmental Accounting Standards Board, who considers it to be an essential part of financial reporting for placing the basic financial statements in an appropriate operational, economic, or historical context. We have applied certain limited procedures to the required supplementary information in accordance with GAAS, which consisted of inquiries of management about the methods of preparing the information and comparing the information for consistency with management's responses to our inquiries, the basic financial statements, and other knowledge we obtained during our audit of the basic financial statements. We do not express an opinion or provide any assurance on the information because the limited procedures do not provide us with sufficient evidence to express an opinion or provide any assurance.

Supplementary Information

Our audit was conducted for the purpose of forming opinions on the financial statements that collectively comprise the City's basic financial statements. The combining and individual nonmajor fund financial statements and schedules are presented for purposes of additional analysis and are not a required part of the basic financial statements. Such information is the responsibility of management and was derived from and relates directly to the underlying accounting and other records used to prepare the basic financial statements. The information has been subjected to the auditing procedures applied in the audit of the basic financial statements and certain additional procedures, including comparing and reconciling such information directly to the underlying accounting and other records used to prepare the basic financial statements or to the basic financial statements themselves, and other additional procedures in accordance with GAAS. In our opinion, the combining and individual nonmajor fund financial statements and schedules are fairly stated, in all material respects, in relation to the basic financial statements as a whole.

Other Information

Management is responsible for the other information included in the annual report. The other information comprises the introductory and statistical section but does not include the basic financial statements and our auditors' report thereon. Our opinions on the basic financial statements do not cover the other information, and we do not express an opinion or any form of assurance thereon.

In connection with our audit of the basic financial statements, our responsibility is to read the other information and consider whether a material inconsistency exists between the other information and the basic financial statements, or the other information otherwise appears to be materially misstated. If, based on the work performed, we conclude that an uncorrected material misstatement of the other information exists, we are required to describe it in our report.

Other Reporting Required by Government Auditing Standards

In accordance with *Government Auditing Standards*, we have also issued our report dated June 30, 2023 on our consideration of the City of Powell's internal control over financial reporting and on our tests of its compliance with certain provisions of laws, regulations, contracts, and grant agreements and other matters. The purpose of that report is solely to describe the scope of our testing of internal control over financial reporting and compliance and the results of that testing, and not to provide an opinion on the effectiveness of the City's internal control over financial reporting or on compliance. That report is an integral part of an audit performed in accordance with *Government Auditing Standards* in considering the City of Powell's internal control over financial reporting and compliance.

Clark, Schaefer, Hackett & Co.

Columbus, Ohio
June 30, 2023

City of Powell
Delaware County, Ohio
Management's Discussion and Analysis
For the Year Ended December 31, 2022
(Unaudited)

The management's discussion and analysis of the City of Powell (the "City") financial performance provides an overall review of the City's financial activities for the year ended December 31, 2022. The intent of this discussion and analysis is to look at the City's financial performance as a whole; readers should also review the basic financial statements, transmittal letter and the notes to the basic financial statements to enhance their understanding of the City's financial performance.

Financial Highlights

Key financial highlights for 2022 are as follows:

- The assets and deferred outflows of resources of the City exceeded its liabilities and deferred inflows of resources at the close of the most recent fiscal year by approximately \$59.4 million (net position), an increase of approximately \$14.1 million in comparison with the prior year.
- General revenues accounted for approximately \$22.1 million. Program specific revenues accounted for approximately \$2.4 million.
- Depreciable Capital Assets increased in comparison to prior year due to an error within the system. This resulted in a restatement increase of Depreciable Capital Asset of \$6,063,287.

The Annual Comprehensive Financial Report

This annual report consists of a transmittal letter, series of financial statements, notes to these statements and statistical section. These statements are organized so the reader can understand the City as a financial whole, an entire operating entity. The statements then proceed to provide an increasingly detailed look at specific financial activities.

The statement of net position and statement of activities provide information about the activities of the City as a whole, presenting both an aggregate view of the City's finances and a longer-term view of those finances. Fund financial statements provide the next level of detail. For governmental funds, these statements tell how services were financed in the short-term as well as what remains for future spending. The fund financial statements also look at the City's most significant funds with all other nonmajor funds presented in total in one column.

City of Powell
Delaware County, Ohio
Management's Discussion and Analysis
For the Year Ended December 31, 2022
(Unaudited)

Reporting the City as a Whole

Statement of Net Position and the Statement of Activities

While this document contains a large number of funds used by the City to provide programs and activities, the view of the City as a whole looks at all financial transactions and asks the question, "How did we do financially during 2022?" The statement of net position and the statement of activities answer this question. These statements include all assets, liabilities, deferred inflows/outflows of resources, revenues and expenses using the accrual basis of accounting similar to the accounting used by most private-sector companies. This basis of accounting will take into account all of the current year's revenues and expenses regardless of when cash is received or paid.

These two statements report the City's net position and changes in that position. This change in net position is important because it tells the reader that, for the City as a whole, the financial position of the City has improved or diminished. The causes of this change may be the result of many factors, some financial, some not. Non-financial factors include the City's tax base and the condition of capital assets (buildings, streets, etc). These factors must be considered when assessing the overall health of the City.

The government-wide financial statements distinguish functions of the City that are principally supported by taxes and intergovernmental revenues (governmental activities) from other functions that are intended to recover all or a significant portion of their costs through user fees or charges (business-type activities). The governmental activities of the City include general government, public service, public safety, community development, and parks and recreation. The City does not have any business-type activities at this time.

Reporting the City's Most Significant Funds

Fund Financial Statements

A fund is a grouping of related accounts that is used to maintain control over resources that have been segregated for specific activities or objectives. The City, like other State and local governments, uses fund accounting to ensure and demonstrate compliance with finance-related legal requirements. All of the funds of the City can be divided into two categories: governmental funds and fiduciary funds.

Fund financial reports provide detailed information about the City's major funds. The City uses many funds to account for a multitude of financial transactions. However, these fund financial statements focus on the City's most significant funds.

Governmental Funds

Governmental funds are used to account for essentially the same functions reported as governmental activities in the government-wide financial statements. However, unlike the government-wide financial statements, governmental fund financial statements focus on near-term inflows and outflows of spendable resources, as well as on balances of spendable resources available at the end of the year. Such information may be useful in evaluating a government's near-term financing requirements.

City of Powell
Delaware County, Ohio
Management's Discussion and Analysis
For the Year Ended December 31, 2022
(Unaudited)

Because the focus of the governmental funds is narrower than that of the government-wide financial statements, it is useful to compare the information presented for governmental funds with similar information presented for governmental activities in the government-wide financial statements. By doing so, the readers may better understand the long-term impact of the government's near-term financing decisions. Both the governmental fund balance sheet and the governmental fund statement of revenues, expenditures, and changes in fund balances provide a reconciliation to facilitate this comparison between governmental funds and governmental activities.

The City of Powell maintains 21 individual governmental funds, and the Powell CIC has been included as a blended component unit of the City; thus, being presented as a special revenue fund of the City. Information is presented separately in the governmental fund balance sheet and in the governmental fund statement of revenues, expenditures, and changes in fund balances for the General Fund, Street Construction & Maintenance Fund, Debt Service Fund, and the Sanitary Sewer Agreements Fund, all of which are considered major funds. The Special Projects fund is combined into the General Fund for financial reporting, and data from the other 17 governmental funds and the CIC are combined into a single, aggregated presentation.

Individual fund data for each of these nonmajor governmental funds is provided in the form of combining statements in the supplemental section of this report.

Fiduciary Funds

Fiduciary funds are used to account for resources held for the benefit of parties outside the City. Fiduciary funds are not reflected in the government-wide financial statement because the resources of those funds are not available to support the City's own programs. The City maintains four individual fiduciary funds.

Notes to the Basic Financial Statements

The notes provide additional information that is essential to a full understanding of the data provided in the government-wide and fund financial statements.

Other Information

In addition to the basic financial statements and accompanying notes, this report also presents certain required supplementary information concerning the City.

Government-Wide Financial Analysis

Statement of Net Position

Over time, net position can serve as a useful indicator of a government's financial position.

City of Powell
Delaware County, Ohio
Management's Discussion and Analysis
For the Year Ended December 31, 2022
(Unaudited)

The table below provides a comparative summary of the City's net position at December 31, 2022 and December 31, 2021:

	Governmental Activities		
	2022	Restated 2021	Change
Assets			
Current & Other Assets	\$ 35,943,757	\$ 26,217,259	\$ 9,726,498
Net OPEB Asset	370,910	215,856	155,054
Capital Assets	46,641,231	45,935,656	705,575
<i>Total Assets</i>	<u>82,955,898</u>	<u>72,368,771</u>	<u>10,587,127</u>
Deferred Outflows of Resources			
Deferred Charges	553,809	790,924	(237,115)
Pension & OPEB	2,351,312	1,764,341	586,971
<i>Total Deferred Outflows of Resources</i>	<u>2,905,121</u>	<u>2,555,265</u>	<u>349,856</u>
Liabilities			
Current & Other Liabilities	2,027,504	1,231,388	796,116
Long-Term Liabilities:			
Due Within One Year	2,265,693	3,030,653	(764,960)
Due In More Than One Year:			
Net Pension Liability	5,371,403	6,481,396	(1,109,993)
Net OPEB Liability	775,291	748,085	27,206
Other Amounts	10,540,642	12,879,885	(2,339,243)
<i>Total Liabilities</i>	<u>20,980,533</u>	<u>24,371,407</u>	<u>(3,390,874)</u>
Deferred Inflows of Resources			
Property Taxes	1,959,832	2,448,687	(488,855)
Pension & OPEB	3,490,770	2,714,787	775,983
<i>Total Deferred Inflows of Resources</i>	<u>5,450,602</u>	<u>5,163,474</u>	<u>287,128</u>
Net Investment in Capital Assets	38,919,933	37,934,578	985,355
Restricted	11,320,567	8,361,898	2,958,669
Unrestricted	9,189,384	(907,321)	10,096,705
<i>Total Net Position</i>	<u>\$ 59,429,884</u>	<u>\$ 45,389,155</u>	<u>\$ 14,040,729</u>

City of Powell
Delaware County, Ohio
Management's Discussion and Analysis
For the Year Ended December 31, 2022
(Unaudited)

Current and other assets increased significantly in comparison with the prior year. This increase is primarily due to an increase in equity in pooled cash and cash equivalents in the General Fund. The increase in equity in pooled cash and cash equivalents in the General Fund is primarily the result of an increase in income taxes.

Capital assets reported on the government-wide statements represent the largest portion of the City's assets. Capital assets include buildings, improvements other than buildings, machinery and equipment, and infrastructure. These capital assets are used to provide services to citizens and are not available for future spending. Although the City's investment in capital assets is reported net of related debt, it should be noted that the resources to repay the debt must be provided from other sources, since capital assets may not be used to liquidate these liabilities. Any debt not related to acquiring those assets and that is still outstanding is reflected with unrestricted net position.

Other amounts due in more than one year decreased significantly in comparison with the prior year. This decrease represents current year debt service.

A portion of the City's net position, represents resources that are subject to external restriction on how they may be used. The remaining balance of unrestricted net position may be used to meet the government's ongoing obligations to citizens and creditors.

This space intentionally left blank.

City of Powell
Delaware County, Ohio
Management's Discussion and Analysis
For the Year Ended December 31, 2022
(Unaudited)

Statement of Activities

The table below provides a comparative analysis of changes in net position for 2022 and 2021:

	Governmental Activities		
	2022	2021	Change
Revenues			
<i>Program Revenues</i>			
Charges for Services	\$ 1,121,545	\$ 1,278,003	\$ (156,458)
Operating Grants	943,150	1,010,061	(66,911)
Capital Grants	346,672	19,655	327,017
<i>Total Program Revenues</i>	<u>2,411,367</u>	<u>2,307,719</u>	<u>103,648</u>
General Revenues			
Property and Other Taxes	2,573,841	2,676,209	(102,368)
Income Taxes	15,483,675	7,874,916	7,608,759
Unrestricted Grants and Entitlements	1,868,760	537,856	1,330,904
Investment Earnings	(378,321)	17,897	(396,218)
Development Charges	2,213,614	7,337,398	(5,123,784)
Miscellaneous	304,922	416,001	(111,079)
<i>Total General Revenues</i>	<u>22,066,491</u>	<u>18,860,277</u>	<u>3,206,214</u>
<i>Total Revenues</i>	<u>24,477,858</u>	<u>21,167,996</u>	<u>3,309,862</u>
Program Expenses			
General Government	2,744,867	3,008,022	(263,155)
Public Safety	3,433,889	3,392,191	41,698
Public Services	1,569,182	1,663,392	(94,210)
Parks and Recreation	1,454,268	1,017,655	436,613
Community Development	791,912	542,641	249,271
Interest and Fiscal Charges	443,011	656,219	(213,208)
<i>Total Expenses</i>	<u>10,437,129</u>	<u>10,280,120</u>	<u>157,009</u>
<i>Change in Net Position</i>	14,040,729	10,887,876	3,152,853
<i>Net Position Beginning of Year</i>	45,389,155	28,437,992	16,951,163
<i>Restatement, See Note 18</i>	-	6,063,287	(6,063,287)
<i>Net Position End of Year</i>	<u>\$ 59,429,884</u>	<u>\$ 45,389,155</u>	<u>\$ 14,040,729</u>

City of Powell
Delaware County, Ohio
Management's Discussion and Analysis
For the Year Ended December 31, 2022
(Unaudited)

Development Charges decreased in comparison with the prior year. This decrease is primarily due to the City receiving less contributions as part of the advanced refunding issued during the year compared to prior year.

Unrestricted Grants and Entitlements increased in comparison with the prior year. This increase is primarily the result of American Rescue Plan Act grant revenue earned during the current year.

Income taxes increased in comparison with the prior year. This increase is the result of the City income tax rate increase from .75 percent to 2.0 percent in 2022.

Financial Analysis of the Government's Funds

As noted earlier, the City uses fund accounting to ensure and demonstrate compliance with finance-related legal requirements.

Governmental Funds

The focus of the City's governmental funds is to provide information on near-term inflows, outflows, and balances of spendable resources. Such information is useful in assessing the City's financing requirements. In particular, unassigned fund balance may serve as a useful measure of the City's net resources available for spending at year-end.

The schedule below indicates the fund balances and the total change in fund balances as of December 31, 2022 and December 31, 2021 for all major and nonmajor governmental funds.

	<u>Fund Balance</u> <u>12/31/2022</u>	<u>Fund Balance</u> <u>12/31/2021</u>	<u>Increase</u> <u>(Decrease)</u>
General	\$ 18,820,701	\$ 11,925,247	\$ 6,895,454
Street Construction & Maintenance	1,812,895	2,184,847	(371,952)
Debt Service	6,643	306,602	(299,959)
Sanitary Sewer Agreements	(956,467)	(1,064,155)	107,688
Other governmental	8,088,588	5,877,342	2,211,246
Total	<u>\$ 27,772,360</u>	<u>\$ 19,229,883</u>	<u>\$ 8,542,477</u>

The General Fund increased in comparison with the prior year. This increase is primarily the result of the City income tax rate increase from .75 percent to 2.0 percent in 2022.

The Street Construction and Maintenance Fund decreased in comparison with the prior year. This decrease is due to the timing of project revenues compared to expenditures.

The Debt Service Fund decreased in comparison with the prior year. This decrease is mainly due to the timing of debt service payments compared to revenues.

City of Powell
Delaware County, Ohio
Management's Discussion and Analysis
For the Year Ended December 31, 2022
(Unaudited)

There were no significant changes in fund balance in the Sanitary Sewer Agreements in comparison with the prior year.

The City's other governmental funds fund balance increased significantly in comparison with the prior year. This increase is primarily the result of transfers in from the General Fund and TIF receipts related to capital projects.

Budgeting Highlights - General Fund

The City's budget is prepared according to Ohio law and is based on accounting for certain transactions on a basis of cash receipts, cash disbursements and encumbrances. The appropriations ordinance is Council's authorization to spend resources and sets annual limits on expenditures plus encumbrances at the level of control selected by Council. The legal level of control has been established by Council at the fund, department, and category level (object – personnel services).

The most significant fund for which budgetary information is presented is the general fund. The variance between final and original budgeted revenues and other financing sources was insignificant. The actual revenues and other financing sources came in higher than the final budgeted amounts as the City conservatively estimated income taxes as the City continued to come out of the COVID-19 pandemic.

Final appropriations came in higher than original appropriations. Actual expenditures and other financing uses came in lower than the final budgeted amounts. The variance is primarily due to conservative budgeting.

Capital Assets

At the end of 2022, the City had \$46.6 million invested in land, buildings, improvements, machinery and equipment, and infrastructure, an increase in comparison with the prior year. This increase represents the amount in which capital asset additions exceeded depreciation and disposals.

See Note 8 in the notes to the financial statements for more detail on the City's capital assets.

Debt Administration

At the end of 2022, the City's long-term debt outstanding decreased in comparison with the prior year. This decrease represents principal reduction payments and premium amortization during the year.

See Note 9 in the notes to the financial statements for more detail on the City's long-term obligations.

Contacting the City's Financial Management

This financial report is designed to provide our citizens, taxpayers, creditors, and investors with a general overview of the City's finances and to show the City's accountability for the money it receives. If you have any questions about this report or need additional financial information, contact the Finance Director, 47 Hall Street, Powell, Ohio, 43065-8357. This report is also available on the City's website at www.cityofpowell.us.



Basic Financial Statements

City of Powell
Delaware County, Ohio
Statement of Net Position
December 31, 2022

	Governmental Activities
Assets	
Cash, Cash Equivalents and Investments	\$ 28,114,752
Income Taxes Receivable	3,938,185
Property and Other Taxes Receivable	2,924,298
Accounts Receivable	65,965
Due from Other Governments	750,140
Claims Receivable	11,562
Loans Receivable	20,000
Prepaid Items	118,855
Net OPEB Asset	370,910
Non-Depreciable Capital Assets	4,179,452
Depreciable Capital Assets, net	42,461,779
<i>Total Assets</i>	82,955,898
Deferred Outflows of Resources	
Deferred Amounts on Refunding	553,809
Pension	1,827,446
OPEB	523,866
<i>Total Deferred Outflows of Resources</i>	2,905,121
Liabilities	
Accounts Payable	211,040
Accrued Wages and Benefits	161,321
Due to Other Governments	29,524
Contracts Payable	1,550,022
Retainage Payable	38,750
Accrued Interest Payable	33,901
Matured Compensated Absences Payable	946
Unearned Revenue	2,000
Long-Term Liabilities:	
Due Within One Year	2,265,693
Due In More Than One Year:	
Net Pension Liability	5,371,403
Net OPEB Liability	775,291
Other Amounts Due in More Than One Year	10,540,642
<i>Total Liabilities</i>	20,980,533
Deferred Inflows of Resources	
Property Taxes Levied for Next Year	1,959,832
Pension	2,775,379
OPEB	715,391
<i>Total Deferred Inflows of Resources</i>	5,450,602
Net Position	
Net Investment in Capital Assets	38,919,933
Restricted for:	
Street Maintenance	3,878,588
Capital Projects	6,020,537
Parks and Recreation	1,355,730
Public Safety	65,712
Unrestricted	9,189,384
<i>Total Net Position</i>	\$ 59,429,884

See accompanying notes and accountant's compilation report.

See accompanying notes to the basic financial statements.

City of Powell
Delaware County, Ohio
Statement of Activities
For the Year Ended December 31, 2022

	Program Revenues				Net (Expense)
	Expenses	Charges for Services and Sales	Operating Grants, Contributions and Interest	Capital Grants and Contributions	Revenue and Changes in Net Position
Governmental Activities					
Public Safety	\$ 3,433,889	\$ 12,777	\$ 215,402	\$ -	\$ (3,205,710)
General Government	2,744,867	38,364	-	28,894	(2,677,609)
Public Services	1,569,182	12,895	727,748	317,778	(510,761)
Parks and Recreation	1,454,268	340,449	-	-	(1,113,819)
Community Development	791,912	717,060	-	-	(74,852)
Interest and Fiscal Charges	443,011	-	-	-	(443,011)
<i>Total</i>	<u>\$ 10,437,129</u>	<u>\$ 1,121,545</u>	<u>\$ 943,150</u>	<u>\$ 346,672</u>	<u>\$ (8,025,762)</u>
General Revenues					
Income Taxes					15,483,675
Property and Other Taxes					2,573,841
Unrestricted Intergovernmental					1,868,760
Unrestricted Investment Earnings					(378,321)
Development Charges					2,213,614
Miscellaneous					304,922
<i>Total General Revenues</i>					<u>22,066,491</u>
<i>Change in Net Position</i>					14,040,729
<i>Net Position Beginning of Year (Restated)</i>					<u>45,389,155</u>
<i>Net Position End of Year</i>					<u>\$ 59,429,884</u>

See accompanying notes to the basic financial statements.

City of Powell
Delaware County, Ohio
Balance Sheet
Governmental Funds
December 31, 2022

	General	Street Construction & Maintenance Fund	Debt Service Fund
Assets			
Cash, Cash Equivalents and Investments	\$ 16,669,034	\$ 3,046,284	\$ 6,643
Income Taxes Receivable	3,938,185	-	-
Property and Other Local Taxes Receivable	729,831	-	-
Accounts Receivable	62,518	2,478	-
Due from Other Governments	207,915	492,381	-
Claims Receivable	11,562	-	-
Loans Receivable	-	-	-
Due from Other Funds	170,181	-	-
Prepaid Items	117,206	-	-
Advances to Other Funds	786,286	-	-
<i>Total Assets</i>	<u>\$ 22,692,718</u>	<u>\$ 3,541,143</u>	<u>\$ 6,643</u>
Liabilities			
Accounts Payable	\$ 153,406	\$ 34,387	\$ -
Accrued Wages and Benefits	160,729	-	-
Due to Other Governments	29,432	-	-
Due to Other Funds	-	-	-
Contracts Payable	-	1,251,329	-
Retainage Payable	-	30,530	-
Advances from Other Funds	-	-	-
Matured Compensated Absences Payable	946	-	-
Unearned Revenue	-	-	-
<i>Total Liabilities</i>	<u>344,513</u>	<u>1,316,246</u>	<u>-</u>
Deferred Inflows of Resources			
Property Taxes Levied for the Next Year	721,832	-	-
Unavailable Revenue	2,805,672	412,002	-
<i>Total Deferred Inflows of Resources</i>	<u>3,527,504</u>	<u>412,002</u>	<u>-</u>
Fund Balances			
Nonspendable	904,352	-	-
Restricted	-	1,812,895	6,643
Committed	291,205	-	-
Assigned	296,216	-	-
Unassigned	17,328,928	-	-
<i>Total Fund Balance</i>	<u>18,820,701</u>	<u>1,812,895</u>	<u>6,643</u>
<i>Total Liabilities, Deferred Inflows of Resources and Fund Balances</i>	<u>\$ 22,692,718</u>	<u>\$ 3,541,143</u>	<u>\$ 6,643</u>

See accompanying notes to the basic financial statements.

Sanitary Sewer Agreements Fund	Other Governmental Funds	Total Governmental Funds
\$ -	\$ 8,392,791	\$ 28,114,752
-	-	3,938,185
956,467	1,238,000	2,924,298
-	969	65,965
-	49,844	750,140
-	-	11,562
-	20,000	20,000
-	-	170,181
-	1,649	118,855
-	-	786,286
<u>\$ 956,467</u>	<u>\$ 9,703,253</u>	<u>\$ 36,900,224</u>
\$ -	\$ 23,247	\$ 211,040
-	592	161,321
-	92	29,524
170,181	-	170,181
-	298,693	1,550,022
-	8,220	38,750
786,286	-	786,286
-	-	946
-	2,000	2,000
<u>956,467</u>	<u>332,844</u>	<u>2,950,070</u>
-	1,238,000	1,959,832
<u>956,467</u>	<u>43,821</u>	<u>4,217,962</u>
<u>956,467</u>	<u>1,281,821</u>	<u>6,177,794</u>
-	1,649	906,001
-	7,147,084	8,966,622
-	939,855	1,231,060
-	-	296,216
<u>(956,467)</u>	<u>-</u>	<u>16,372,461</u>
<u>(956,467)</u>	<u>8,088,588</u>	<u>27,772,360</u>
<u>\$ 956,467</u>	<u>\$ 9,703,253</u>	<u>\$ 36,900,224</u>

See accompanying notes to the basic financial statements.

City of Powell
Delaware County, Ohio
Reconciliation of Total Governmental Fund Balances to
Net Position of Governmental Activities
December 31, 2022

Total Governmental Fund Balances		\$ 27,772,360
<i>Amounts reported for governmental activities in the statement of net position are different because:</i>		
Capital assets used in governmental activities are not financial resources and therefore are not reported in the funds.		46,641,231
Other long-term assets are not available to pay for current-period expenditures and therefore are deferred in the funds:		
Property Taxes	\$ 6,668	
Income Taxes	2,589,127	
Special Assessments	956,467	
Intergovernmental	642,223	
Licenses and Permits	23,452	
Fines and Forfeitures	<u>25</u>	4,217,962
Accrued interest payable is not due and payable in the current period and therefore not reported in the funds.		(33,901)
Unamortized loss on refunding represents deferred outflows, which do not use current financial resources and, therefore, are not reported in the funds.		553,809
The net pension liability and net OPEB asset/liability are not due (available) and payable (receivable) in the current period, therefore, the liability (asset) and related deferred inflows/outflows are not reported in governmental funds.		
Net OPEB Asset	370,910	
Deferred Outflows - Pension	1,827,446	
Deferred Outflows - OPEB	523,866	
Net Pension Liability	(5,371,403)	
Net OPEB Liability	(775,291)	
Deferred Inflows - Pension	(2,775,379)	
Deferred Inflows - OPEB	<u>(715,391)</u>	(6,915,242)
Long-term liabilities are not due and payable in the current period and therefore are not reported in the funds:		
Bonds, loans and notes payable	(11,750,000)	
Unamortized Bond Premium	(627,525)	
Compensated absences payable	<u>(428,810)</u>	(12,806,335)
<i>Net Position of Governmental Activities</i>		<u>\$ 59,429,884</u>

See accompanying notes to the basic financial statements.



This page is intentionally left blank

City of Powell
Delaware County, Ohio
Statement of Revenues, Expenditures and Changes in Fund Balance
Governmental Funds
For the Year Ended December 31, 2022

	General	Street Construction & Maintenance Fund	Debt Service Fund
Revenues			
Property and Other Local Taxes	\$ 688,823	\$ 221,626	\$ 482,334
Income Taxes	14,473,256	-	-
Motor Vehicle Gas Taxes	-	673,167	-
Intergovernmental	411,637	99,725	67,071
Licenses and Permits	754,726	-	-
Charges for Services	24,419	-	-
Fines and Forfeitures	1,374	-	-
Development Charges	-	-	2,082,800
Investment Earnings	(396,807)	23,310	32
Miscellaneous	61,477	-	-
<i>Total Revenues</i>	<u>16,018,905</u>	<u>1,017,828</u>	<u>2,632,237</u>
Expenditures			
Current:			
Public Safety	1,897,371	-	-
General Government	2,697,192	-	6,601
Public Services	622,815	1,558,560	-
Parks and Recreation	560,816	-	-
Community Development	1,100,501	-	-
Debt Service:			
Principal	-	-	2,890,000
Interest and Fiscal Charges	-	6,220	398,545
Capital Outlay	-	-	-
<i>Total Expenditures</i>	<u>6,878,695</u>	<u>1,564,780</u>	<u>3,295,146</u>
<i>Excess of Revenues Over (Under) Expenditures</i>	<u>9,140,210</u>	<u>(546,952)</u>	<u>(662,909)</u>
Other Financing Sources (Uses)			
Proceeds from Sale of Capital Assets	892	-	-
Insurance Recoveries	39,063	-	-
Transfers In	-	175,000	362,950
Transfers Out	(2,284,711)	-	-
<i>Total Other Financing Sources (Uses)</i>	<u>(2,244,756)</u>	<u>175,000</u>	<u>362,950</u>
<i>Net Change in Fund Balances</i>	6,895,454	(371,952)	(299,959)
<i>Fund Balances Beginning of Year</i>	<u>11,925,247</u>	<u>2,184,847</u>	<u>306,602</u>
<i>Fund Balances End of Year</i>	<u>\$ 18,820,701</u>	<u>\$ 1,812,895</u>	<u>\$ 6,643</u>

See accompanying notes to the basic financial statements.

Sanitary Sewer Agreements Fund	Other Governmental Funds	Total Governmental Funds
\$ -	\$ 1,263,643	\$ 2,656,426
-	-	14,473,256
-	54,581	727,748
-	1,765,489	2,343,922
-	-	754,726
-	340,449	364,868
-	638	2,012
110,673	125,723	2,319,196
-	2,735	(370,730)
-	228,595	290,072
<u>110,673</u>	<u>3,781,853</u>	<u>23,561,496</u>
-	1,411,751	3,309,122
2,985	19,960	2,726,738
-	352,805	2,534,180
-	473,503	1,034,319
-	62,217	1,162,718
-	-	2,890,000
-	-	404,765
-	997,132	997,132
<u>2,985</u>	<u>3,317,368</u>	<u>15,058,974</u>
<u>107,688</u>	<u>464,485</u>	<u>8,502,522</u>
-	-	892
-	-	39,063
-	2,225,711	2,763,661
-	(478,950)	(2,763,661)
-	1,746,761	39,955
107,688	2,211,246	8,542,477
<u>(1,064,155)</u>	<u>5,877,342</u>	<u>19,229,883</u>
<u>\$ (956,467)</u>	<u>\$ 8,088,588</u>	<u>\$ 27,772,360</u>

See accompanying notes to the basic financial statements.

City of Powell
Delaware County, Ohio
*Reconciliation of the Statement of Revenues, Expenditures and Changes
in Fund Balances of Governmental Funds to the Statement of Activities
For the Year Ended December 31, 2022*

Net Change in Fund Balances - Total Governmental Funds		\$ 8,542,477
<i>Amounts reported for governmental activities in the statement of activities are different because:</i>		
Governmental funds report capital outlays as expenditures. However, in the statement of activities, the cost of those assets is allocated over their estimated useful lives as depreciation expense.		
Capital Asset Additions	\$ 2,971,600	
Current Year Depreciation	<u>(2,264,498)</u>	707,102
Governmental funds only report the disposal of capital assets to the extent proceeds are received from the sale. In the statement of activities, a gain or loss is reported for each disposal.		(1,527)
Revenues in the statement of activities that do not provide current financial resources are not reported as revenues in the funds.		
Property Taxes	(4,214)	
Income Taxes	1,010,420	
Special Assessments	(105,582)	
Intergovernmental	8,540	
Licenses and Permits	(71)	
Investment Earnings	(7,591)	
Fines and Forfeitures	10	
Claims Receivable	<u>(25,105)</u>	876,407
Repayment of principal is an expenditure in the governmental funds, but the repayment reduces long-term liabilities in the statement of net position.		
Bonds, loans and notes payable, net		2,890,000
In the statement of activities, interest is accrued on outstanding bonds, and bond premium and the gain/loss on refunding are amortized over the term of the bonds, whereas in governmental funds, an interest expenditure is reported when bonds are issued.		
Accrued Interest Payable	353	
Amortization of Premium on Bonds	198,516	
Amortization of Refunding Loss	<u>(237,115)</u>	(38,246)
Contractually required pension/OPEB contributions are reported as expenditures in governmental funds; however, the statement of net position reports these amounts as deferred outflows.		
Pension	624,312	
OPEB	<u>9,695</u>	634,007
Except for amount reported as deferred inflows/outflows, changes in the net pension/OPEB liability are reported as pension/OPEB expense in the statement of activities.		
Pension	79,643	
OPEB	<u>335,179</u>	414,822
Some expenses reported in the statement of activities, do not require the use of current financial resources and, therefore, are not reported as expenditures in governmental funds.		
Compensated Absences		<u>15,687</u>
<i>Change in Net Position of Governmental Activities</i>		<u><u>\$ 14,040,729</u></u>

See accompanying notes to the basic financial statements.

City of Powell
Delaware County, Ohio
Statement of Fiduciary Net Position
Fiduciary Funds
December 31, 2022

	Custodial
Assets	
Cash, Cash Equivalents and Investments	\$ 780,027
Accounts Receivable	298
<i>Total Assets</i>	780,325
Liabilities	
Accounts Payable	1,775
<i>Total Liabilities</i>	1,775
Net Position	
Restricted for Individuals, Organizations, and Other Governments	778,550
<i>Total Net Position</i>	\$ 778,550

See accompanying notes to the basic financial statements.

City of Powell
Delaware County, Ohio
Statement of Changes in Fiduciary Net Position
Fiduciary Funds
For the Year Ended December 31, 2022

	Custodial
Additions	
Licenses, Permits and Fees for Other Organizations and Governments	\$ 50,089
<i>Total Additions</i>	50,089
 Deductions	
Distributions to the State	21,487
Licenses, Permits, and Fees Distributions to Other Organizations and Governments	283,252
<i>Total Deductions</i>	304,739
 <i>Change in Net Position</i>	 (254,650)
 <i>Net Position Beginning of Year</i>	 1,033,200
 <i>Net Position End of Year</i>	 \$ 778,550

See accompanying notes to the basic financial statements.

City of Powell
Delaware County, Ohio
Notes to the Basic Financial Statements
For the Year Ended December 31, 2022

NOTE 1 – DESCRIPTION OF THE CITY AND THE REPORTING ENTITY

The City of Powell (the “City”) is a home-rule, municipal corporation under the laws of the State of Ohio. The City of Powell was established as a village in 1947 and was incorporated as a city in 2001. The City operates under a Council-Manager form of government and provides the following services: police protection, parks and recreation, street maintenance and repair as well as, staff to provide support (i.e., payroll processing, accounts payable, and revenue collection) to the service providers.

A reporting entity is composed of the primary government, component units, and other organizations that are included to ensure the financial statements are not misleading. The primary government is the City of Powell and consists of all funds, departments, boards, and agencies that are not legally separate from the City.

Component units are legally separate organizations for which the City is financially accountable. The City is financially accountable for an organization if the City appoints a voting majority of the organization’s governing board and (1) the City is able to significantly influence the programs or services performed or provided by the organization; or (2) the City is legally entitled to or can otherwise access the organization’s resources; the City is legally obligated or has otherwise assumed the responsibility to finance the deficits of, or provide financial support to, the organization; or the City is obligated for the debt of the organization. Component units may also include organizations for which the City approves the budget, the issuance of debt, or the levying of taxes.

In 2022, there was one component unit of the City, the Powell Community Improvement Corporation (the “CIC”). The CIC is organized as a not-for-profit corporation in which the City is the sole corporate member. The CIC is governed by a 3-member board. For financial reporting purposes, the CIC is reported as if it were part of the City’s operations because its purpose is to assist the City in advancing, encouraging and promoting the industrial, commercial, distribution and research development within the City, and the City is able to significantly influence the programs or services performed or provided by the organization. The CIC is presented as a blended component unit with additional information in Note 15. Complete financial statements for the CIC may be obtained from the City’s Finance department.

The City participates in two jointly governed organizations, the Liberty Community Infrastructure Financing Authority and the Powell Community Infrastructure Financing Authority.

(a) Liberty Community Infrastructure Financing Authority - The Liberty Community Infrastructure Financing Authority, Delaware County, Ohio (Financing Authority) is a jointly governed organization created according to Chapter 349 of the Ohio Revised Code. The Financing Authority was established to encourage the orderly development of a well-planned, diversified, and economically sound community; to encourage initiative and participation of private enterprise in this undertaking; and to encourage cooperation between the developer and the financing authority to carry out the new community development program.

The Financing Authority is governed by a seven member Board of Trustees consisting of seven members elected by the residents of the community. All Trustees are empowered to vote on all matters within the authority of the Board of Trustees.

Financial information can be obtained from the Liberty Community Infrastructure Financing Authority, in care of: Parns & Company, LLC, and 585 South Front Street, Suite 220, Columbus, Ohio 43215.

City of Powell
Delaware County, Ohio
Notes to the Basic Financial Statements
For the Year Ended December 31, 2022

(b) Powell Community Infrastructure Financing Authority - The Powell Community Infrastructure Financing Authority, Delaware County, Ohio (Financing Authority) is a jointly governed organization created according to Chapter 349 of the Ohio Revised Code. The Financing Authority was established to encourage the orderly development of a well-planned, diversified, and economically sound community; to encourage initiative and participation of private enterprise in this undertaking; and to encourage cooperation between the developer and the financing authority to carry out the new community development program.

The Financing Authority is governed by a seven member Board of Trustees consisting of seven members elected by the residents of the community. All Trustees are empowered to vote on all matters within the authority of the Board of Trustees. Financial information can be obtained from the Powell Community Infrastructure Financing Authority, in care of: Parms & Company, LLC, and 585 South Front Street, Suite 220, Columbus, Ohio 43215.

The City also participates in two insurance pools, the Ohio Municipal League's (OWL) Group Rating Program (Program) and the Central Ohio Health Care Consortium (COHCC).

(a) Workers' Compensation Group Rating - The City is a participant in the Ohio Municipal League's (OML) Group Rating Program (Program), an insurance purchasing pool for workers' compensation. The Program is intended to (1) manage workers' compensation costs to potentially achieve a lower workers' compensation rate for participants, (2) foster safer working environments, and (3) foster cost-effective claims management skills in the area of workers' compensation. The Program term is September 1 through August 31. The term is automatically renewed for each subsequent year unless the participant provides written notice to the Group Administrator of its intent to non-renew at least sixty (60) days prior to the renewal date. Each participant also agrees that OML has the right to remove any participant or rescind the Program invitation for any group rating year by providing written notice to the participant. The Ohio Bureau of Workers' Compensation group rating year is January 1 to December 31 as it relates to payroll reporting and premium payment. The OML was established to promote the general and professional interest of public treasurers and fiscal officers in their respective communities, to obtain a higher standard of efficiency, to improve service with allied institutions and to inspire friendly and fraternal relationships among its members. The OML Group Rating Program is administered by Comp Management, Inc., the leading third party administration (TPA) in Ohio.

(b) Central Ohio Health Care Consortium - On January 1, 2013, the City joined the Central Ohio Health Care Consortium (COHCC), a risk-sharing pool, which provides employee health care benefits for all full-time employees who wish to participate in the employer sponsored health plan. The COHCC consists of eleven political subdivisions, including; Obetz, Canal Winchester, Granville, New Albany, Gahanna, Grove City, Worthington, Washington Courthouse, Madison Township, Pataskala and Powell. These entities pool risk for basic medical, hospital, surgical and prescription drug coverage. The City pays monthly contributions to the COHCC, which are used to cover claims and administrative costs, purchase excess loss insurance for the COHCC and establish adequate reserves. Each members' contribution rate is established based on the number of employees enrolled in the plan and the prior loss experience of the respective member group. In total, the members' contributions represent 110 percent of the projected consortium costs to allow for adequate funding to establish and maintain an excess reserve for future operational needs.

City of Powell
Delaware County, Ohio
Notes to the Basic Financial Statements
For the Year Ended December 31, 2022

The COHCC entered into an agreement with an independent plan supervisor to oversee the day to day operations of the COHCC, such as administration and approval of submitted claims, the payment of operating expenses incurred by the COHCC and preparation of a monthly activity report which is presented to the Board. The COHCC has also entered into an agreement for individual and aggregate excess loss coverage with a commercial insurance carrier. The individual excess loss coverage has been structured to indemnify the COHCC for medical claims paid for an individual in excess of \$200,000 with an unlimited individual lifetime maximum. In the event that the losses of the COHCC in any year exceeds amounts paid to the COHCC, together with all stop-loss, reinsurance and other coverage then in effect, then the payment of all uncovered losses shall revert to and be the sole obligation of the political subdivision against which the claim was made. No such loss has occurred in the past five years. In the event that an entity should withdraw from the plan, the withdrawing member is required to either reimburse the COHCC for claims paid on its behalf or the member must pay the claims directly.

The funds held by the COHCC are maintained in a bank trust account established for the sole purpose and benefit of the COHCC operations. Financial information for the COHCC can be obtained from Ms. Carie Kraner, Treasurer of the COHCC, 47 Hall Street, Powell, Ohio 43065.

NOTE 2 – SUMMARY OF SIGNIFICANT ACCOUNTING POLICIES

The financial statements of the City of Powell have been prepared in conformity with accounting principles generally accepted in the United States of America (GAAP) as applied to governmental units. The Governmental Accounting Standards Board (GASB) is the accepted standard-setting body for establishing governmental accounting and financial principles. The most significant of the City's accounting policies are described below.

(a) Basis of Presentation

The City's basic financial statements consist of government-wide financial statements, including a Statement of Net Position and a Statement of Activities, which provide a more detailed level of financial information.

Government-Wide Financial Statements - The Statement of Net Position and the Statement of Activities display information about the City as a whole, these statements include the financial activities of the primary government, except for fiduciary funds. Interfund services provided and used are not eliminated in the process of consolidation. The statements usually distinguish between those activities of the City that are governmental in nature and those that are considered business-type activities; however, the City has no activities which are reported as business-type.

The Statement of Net Position presents the financial condition of the governmental activities of the City at year-end. The Statement of Activities presents a comparison between direct expenses and program revenues for each program or function of the City's governmental activities. Direct expenses are those that are specifically associated with a service, program or department and therefore are clearly identifiable to a particular function. Program revenues include charges paid by the recipient of the goods or services offered by the program, grants and contributions that are restricted to meeting the operational or capital requirements of a particular program, and interest earned on grants that is required to be used to support a particular program. Revenues which are not classified as program revenues are presented as general revenues of the City, with certain limited exceptions. The comparison of direct expenses with program revenues identifies the extent to which each governmental program is self- financing or draws from the general revenues of the City.

City of Powell
Delaware County, Ohio
Notes to the Basic Financial Statements
For the Year Ended December 31, 2022

Fund Financial Statements - During the year, the City segregates transactions related to certain City functions or activities in separate funds in order to aid financial management and to demonstrate legal compliance. Fund financial statements are designed to present financial information of the City at this more detailed level. The focus of governmental fund financial statements is on major funds. Each major fund is presented in a separate column. Nonmajor funds are aggregated and presented in a single column. Fiduciary funds are reported by type.

(b) Fund Accounting

The City uses funds to maintain its financial records during the year. A fund is defined as a fiscal and accounting entity with a self-balancing set of accounts. There are two categories of funds utilized by the City: governmental and fiduciary.

Governmental Funds - Governmental funds are those through which most governmental functions of the City are financed. Governmental fund reporting focuses on the sources, uses, and balances of current financial resources. Expendable assets are assigned to the various governmental funds according to the purpose for which they may or must be used. Current liabilities are assigned to the fund from which they will be paid. The difference between governmental fund assets and liabilities and deferred inflows of resources is reported as fund balance.

The following are the City's major governmental funds:

General Fund - The General Fund accounts for all financial resources, except those required to be accounted for in another fund. The General Fund balance is available to the City for any purpose provided it is expended or transferred according to the general laws of Ohio.

Special Revenue - Street Construction & Maintenance Fund - This fund is required by Ohio Revised Code Sections 4501.04 and 5735.27 to account for receipts from the licensing of motor vehicles and receipts from fuel taxes. The funds are used for the construction, repair and maintenance of the City's streets. The City for financial reporting purposes combines the Street Construction & Maintenance Fund with the Municipal Motor Vehicle License Tax Fund. However, for internal budgeting/appropriation purposes the two funds are reflected separately.

Debt Service Fund - The Debt Service Fund accounts for the accumulation of resources for, and the payment of, general obligation long-term debt principal, interest and related costs.

Capital Projects - Sanitary Sewer Agreements Fund - The Sanitary Sewer Agreements Fund accounts for the activity related to sanitary sewer improvements in the Verona subdivision. The City's General Fund advanced funds for the improvements and will be paid back through the collection of special assessments over several years.

Other special revenue governmental funds of the City account for grants and other resources whose use is restricted for a particular purpose as specified by City ordinance or federal and state statutes. Other capital project governmental funds of the City account for financial resources used for acquisition or construction of major capital facilities.

City of Powell
Delaware County, Ohio
Notes to the Basic Financial Statements
For the Year Ended December 31, 2022

Custodial Funds - Custodial funds of the City are used to report fiduciary activities that are not required to be reported in a trust fund. The City currently does not have trust funds. The City's custodial funds account for various fees charged by the City and remitted to other government agencies and for deposits held pending compliance with established requirements. The City has the following nonmajor fiduciary funds: Board of Building Standards, Development (Engineering) Inspections, Escrowed Deposits, and Fingerprint Processing Fees.

(c) Measurement Focus

Government-wide Financial Statements - The government-wide financial statements are prepared using a flow of economic resources measurement focus and the accrual basis of accounting. Revenues are recorded when earned and expenses are recorded when a liability is incurred, regardless of the time of related cash flows. All assets and deferred outflows of resources and all liabilities and deferred inflows of resources associated with the operation of the City are included on the statement of net position. The statement of activities presents increases (i.e., revenues) and decreases (i.e., expenses) in total net position.

Fund Financial Statements - The accounts of the City are organized on the basis of funds where each is considered a separate accounting entity. The operations of each fund are accounted for with a separate set of self-balancing accounts that comprise its assets and deferred outflows of resources, liabilities and deferred inflows of resources, fund equity, revenues and expenditures (expenses), as appropriate. The accounting and financial reporting treatment applied to a fund is determined by its measurement focus. The basis of accounting refers to when revenues and expenditures (expenses) are recognized in the accounts of the financial statements and relates to the timing of the measurement focus.

Allocations of cost, such as depreciation and amortization, are not recognized in governmental funds. General capital asset acquisitions are reported as expenditures in governmental funds. Proceeds of general long-term debt are reported as other financing sources. Current assets and deferred outflows of resources and current liabilities and deferred inflows of resources are generally included on the balance sheet. The statement of revenues, expenditures, and changes in fund balance reflects the sources (i.e., revenues and other financing sources) and uses (i.e., expenditures and other financing uses) of current financial resources. This approach differs from the manner in which the governmental activities of the government-wide financial statements are prepared. Governmental fund financial statements, therefore, include a separate reconciliation with brief explanations to better identify the relationship between the government-wide financial statements and the fund financial statements for governmental funds.

(d) Basis of Accounting

Revenues – Exchange and Nonexchange Transactions - All governmental funds are accounted for using a flow of current financial resources measurement focus and the modified accrual basis of accounting. Under this method, revenues are recognized only as they become susceptible to accrual or measurable and available. Because of differences in circumstances and because of the flexibility of this criteria, the timing of revenue recognition for a given revenue source may vary considerably among governments. The City considers all revenues reported in the governmental funds to be available if the revenues are collected within thirty-one days after year-end. Expenditures are recorded when the related fund liability is incurred, for principal and interest on long-term debt, and claims and judgments, and compensated absences, which are recognized as expenditures when matured.

City of Powell
Delaware County, Ohio
Notes to the Basic Financial Statements
For the Year Ended December 31, 2022

Non-exchange transactions, in which the City receives value without directly giving equal value in return, include property taxes, income taxes, grants, entitlements, and donations. On the accrual basis, revenue from property taxes is recognized in the year for which the taxes are levied. Revenue from income taxes is recognized in the year in which the income is earned. Revenue from grants, entitlements, and donations is recognized in the year in which all eligibility requirements have been satisfied. Eligibility requirements include timing requirements, which specify the year when the resources are required to be used or the year when use is first permitted; matching requirements, in which the City must provide local resources to be used for a specified purpose; and expenditure requirements, in which the resources are provided to the City on a reimbursement basis. On the modified accrual basis, revenue from non-exchange transactions must also be available before it can be recognized. Under the modified accrual basis, the following resources are considered to be both measurable and available at year end: property taxes, income taxes, investment earnings, and intergovernmental revenue.

Deferred Outflows/Inflows of Resources – In addition to assets, the statement of financial position will sometimes report a separate section for deferred outflows of resources. Deferred outflows of resources represent a consumption of net assets that applies to a future period and will not be recognized as an outflow of resources (expense/expenditure) until then. For the City deferred outflows of resources are reported on the government-wide statement of net position for pension, OPEB and a deferred amount on refunding of bonds. A deferred charge on refunding results from the difference in the carrying value of refunded debt and its reacquisition price. This amount is deferred and amortized over the shorter of the life of the refunded or refunding debt. The deferred outflows of resources related to pension and other postemployment benefits (OPEB) are explained in Notes 11 and 12, respectively.

In addition to liabilities, the statement of financial position will report a separate section for deferred inflows of resources. Deferred inflows of resources represent an acquisition of net assets that applies to a future period and will not be recognized until that time. For the City, deferred inflows of resources include property and other local taxes, unavailable revenues, pension and OPEB. Property taxes represent amounts for which there is an enforceable legal claim as of December 31, 2022, but which were levied to finance 2023 operations. These amounts have been recorded as a deferred inflow on both the government-wide statement of net position and governmental fund financial statements. Unavailable revenue is reported only on the governmental funds balance sheet and represents receivables which will not be collected within the available period. For the City, unavailable revenue includes delinquent property taxes, income taxes, intergovernmental grants, and miscellaneous revenues. These amounts are deferred and recognized as an inflow of resources in the period the amounts become available. Deferred inflows of resources related to pension and other postemployment benefits (OPEB) are reported on the government-wide statement of net position (See Notes 11 and 12, respectively).

Expenses/Expenditures - On the accrual basis of accounting, expenses are recognized at the time they are incurred.

The measurement focus of governmental fund accounting is on decreases in net financial resources (expenditures) rather than expenses. Expenditures are generally recognized in the accounting period in which the related fund liability is incurred, if measurable. Allocations of cost, such as depreciation and amortization, are not recognized in governmental funds.

City of Powell
Delaware County, Ohio
Notes to the Basic Financial Statements
For the Year Ended December 31, 2022

(e) Budgetary Process

All funds, except custodial funds, are required to be budgeted and appropriated. The major documents prepared are the tax budget, the certificate of estimated resources, and the appropriations ordinance, all of which are prepared on the budgetary basis of accounting.

The tax budget demonstrates a need for existing or increased tax rates. The certificate of estimated resources establishes a limit on the amount City Council may appropriate. The appropriations ordinance is City Council's authorization to spend resources and sets annual limits on expenditures plus encumbrances at the level of control selected by City Council. For all funds, council appropriations are made to the fund, department, and category level (object – personnel services) for each fund.

The certificate of estimated resources may be amended during the year if projected increases or decreases in revenue are identified by the Finance Director. The amounts reported as the original budgeted amounts on the budgetary statements reflect the amounts on the certificate of estimated resources when the original appropriations were adopted. The amounts reported as the final budgeted amounts on the budgetary statements reflect the amounts on the amended certificate of estimated resources in effect at the time final appropriations were passed by City Council.

The appropriations ordinance is subject to amendment throughout the year with the restriction that appropriations cannot exceed estimated resources. The amounts reported as the original budgeted amounts reflect the first appropriations ordinance for that fund that covered the entire year, including amounts automatically carried forward from prior years. The amounts reported as the final budgeted amounts represent the final appropriation amounts passed by City Council during the year.

(f) Cash and Cash Equivalents

City funds are pooled and invested to improve cash management. The City's cash and cash equivalents are considered to be cash on hand and demand deposits. Individual fund integrity is maintained through City records.

The City is authorized by Ordinance to invest in notes, bonds or other obligations of the United States or of any agency or instrumentality thereof, including repurchase agreements secured by such obligations, as well as the State Treasury Asset Reserve of Ohio (STAROhio) and certificate of deposits. STAR Ohio is an investment pool managed by the State Treasurer's Office that allows governments within the State to pool their funds for investment purposes. STAR Ohio is not registered with the SEC as an investment company, but has adopted GASB Statement No 79, Certain External Investment Pools and Pool Participants. Investments in STAR Ohio are valued at the net asset value (NAV) per share provided by STAR Ohio. The NAV per share is calculated on an amortized cost basis that provides a NAV per share that approximates fair value.

For 2022, there were no limitations or restrictions on any participant withdrawals due to redemption notice periods, liquidity fees, or redemption gates. However, notice must be given 24 hours in advance of all deposits and withdrawals exceeding \$100 million. STAR Ohio reserves the right to limit the transaction to \$250 million, requiring the excess amount to be transacted the following business day(s), but only to the \$250 million limit. All accounts of the participant will be combined for these purposes.

City of Powell
Delaware County, Ohio
Notes to the Basic Financial Statements
For the Year Ended December 31, 2022

Investments for the City are reported at fair value as in accordance with GASB Statement 31, *Accounting and Financial Reporting for Certain Investments and for External Investment Pools*.

Interest earnings are allocated to City funds according to State statutes and City ordinances. Interest revenue credited to the General Fund during 2022 amounted to (\$396,807), which includes (\$63,122), (\$2,187), and (\$154,245) assigned from the Street Construction and Maintenance Fund, Debt Service Fund, and other governmental funds, respectively.

(g) Capital Assets

All of the City's capital assets are general capital assets generally resulting from expenditures in the governmental funds. These assets are reported in the governmental activities' column on the government-wide statement of net position but are not reported on the fund financial statements.

All capital assets are capitalized at cost (or estimated historical cost) and updated for additions and reductions during the year. Donated capital assets, works of art, historical treasures and similar assets, as well as assets received in a service concession arrangement are valued at acquisition value as of the date they were received. The City maintains a capitalization threshold of five thousand dollars (\$5,000). Improvements are capitalized. The costs of normal maintenance and repairs that do not add to the value of the asset or materially extend an asset's life are not capitalized.

All capital assets, except for land and construction in progress, are depreciated. Improvements are depreciated over the remaining useful lives of the related capital assets. Useful lives for infrastructure were estimated based on the City's historical records of necessary improvements and replacement. Depreciation is computed using the straight-line method over the following useful lives:

Description	Estimated Lives
Land Improvements	20-60 years
Buildings	50 years
Equipment	3-10 years
Vehicles	3-10 years
Streets	15-45 years
Storm Sewers	50 years

(h) Compensated Absences

Vacation benefits are accrued as a liability as the benefits are earned if the employees' rights to receive compensation are attributable to services already rendered and it is probable the City will compensate the employees for the benefits through paid time off or some other means. The City records a liability for accumulated unused vacation time when earned for all employees with more than one year of service.

City of Powell
Delaware County, Ohio
Notes to the Basic Financial Statements
For the Year Ended December 31, 2022

Sick leave benefits are accrued as a liability using the vesting method. The liability includes the employees who are currently eligible to receive termination benefits and those the City has identified as probable of receiving payment in the future. The amount is based on accumulated sick leave and employees' wage rates at year end, taking into consideration any limits specified in City policies or by union contracts. The City records a liability for accumulated unused sick leave for all employees with ten or more years of service. The entire compensated absences liability is reported on the government-wide financial statements.

On governmental fund financial statements, compensated absences are recognized as a liability and expenditure to the extent payments come due each period upon the occurrence of employee resignations and retirements. These amounts are recorded in the fund from which the employees who have accumulated unpaid leave are paid. The noncurrent portion of the liability is not reported.

(i) Long-Term Obligations

Long-term debt and other long-term obligations are reported as liabilities on the government-wide financial statements. Bond premiums and discounts, are deferred and amortized over the life of the bonds using the effective interest rate method. Bonds payable are reported net of the applicable unamortized bond premium or discount. The net pension and OPEB liabilities are also included in the long-term obligations and recalculated on an annual basis.

In the governmental fund financial statements, bond premiums and discounts, as well as bond issuance costs, are recognized during the current period. The face amount of debt issued is reported as other financing sources. Premiums received on debt issuances are reported as other financing sources while discounts on debt issuances are reported as other financing uses. Issuance costs, whether or not withheld from the actual debt proceeds received, are reported as debt service expenditures. However, claims and judgments, compensated absences, and net pension liability that will be paid from governmental funds are reported as a liability in the fund financial statements only to the extent that they are due for payment during the current year.

(j) Prepaid Items

Payments made to vendors for services that will benefit periods beyond December 31, 2022, are recorded as prepaid items using the consumption method by recording a current asset for the prepaid amount and reflecting the expenditure/expense in the year in which services are consumed.

(k) Interfund Activity

Transfers within governmental activities are eliminated on the government-wide financial statements. Exchange transactions between funds are reported as revenues in the seller funds and as expenditures/expenses in the purchaser funds. Flows of cash or goods from one fund to another without a requirement for repayment are reported as interfund transfers. Interfund transfers are reported as other financing sources/uses in governmental funds. Repayments from funds responsible for particular expenditures/expenses to the funds that initially paid for them are not presented on the financial statements.

City of Powell
Delaware County, Ohio
Notes to the Basic Financial Statements
For the Year Ended December 31, 2022

(l) Pensions/Other Postemployment Benefits (OPEB)

For purposes of measuring the net pension and OPEB liabilities and net OPEB asset, deferred outflows and deferred inflows of resources related pensions/OPEB, and pension/OPEB expense, information about the fiduciary net position of the pension/OPEB plans and additions to/deductions from their fiduciary net position have been determined on the same basis as they are reported by the pension/OPEB plan. For this purpose, benefit payments (including refunds of employee contributions) are recognized when due and payable in accordance with the benefit terms. The pension/OPEB plans report investments at fair value.

(m) Fund Balance

Fund balance for governmental funds is reported in classifications that comprise a hierarchy based primarily on the extent to which the City is “bound to honor constraints on the specific purposes for which amounts in the fund can be spent” in accordance with GASB Statement No. 54, *Fund Balance Reporting and Governmental Fund Type Definitions*. The five fund classifications are as follows:

Non-spendable – The non-spendable classification includes amounts that cannot be spent because they are not in a spendable form or are legally or contractually required to be maintained intact. The “not in spendable form” includes items that are not expected to be converted to cash.

Restricted – Fund balance is reported as restricted when constraints placed on the use of resources are either externally imposed by creditors (such as through debt covenants), grantors, contributors, or laws or regulations of other governments, or are imposed by law through constitutional provisions.

Committed – The committed classification includes amounts that can be used only for the specific purposes imposed by a formal action (resolution) of the City Council.

The committed amounts cannot be used for any other purpose unless the City Council removes or changes the specified use by taking the same type of action (resolution) it employed to previously commit those amounts. Committed fund balance also incorporates contractual obligations to the extent that existing resources in the fund have been specifically committed for use in satisfying those contractual requirements.

Assigned – Amounts in the assigned classification are intended to be used by the City for specific purposes but do not meet the criteria to be classified as restricted or committed. In governmental funds, other than the General Fund, assigned fund balance represents the remaining amount that is not restricted or committed and has an intended use established by City Council. In the General Fund assigned amounts represent intended uses established by City Council (i.e., carryover encumbrances and future General Fund appropriations).

Unassigned – Unassigned fund balance is the residual classification for the General Fund and includes all spendable amounts not contained in the other classifications. In other governmental funds, the unassigned classification is used only to report the deficit fund balance resulting from overspending for specific purposes for which amounts have been restricted, committed, or assigned.

City of Powell
Delaware County, Ohio
Notes to the Basic Financial Statements
For the Year Ended December 31, 2022

The City first applies restricted resources when an expenditure is incurred for purposes for which either restricted or unrestricted (committed, assigned, and unassigned) amounts are available. Similarly, within unrestricted fund balance, committed amounts are reduced first followed by assigned and then unassigned amounts when expenditures are incurred for purposes for which amounts in any of the unrestricted fund balance classifications can be used.

(n) Estimates

The preparation of the basic financial statements in conformity with generally accepted accounting principles requires management to make estimates and assumptions that affect the amounts reported in the financial statements and accompanying notes. Actual results may differ from those estimates.

(o) Capital Contributions

Capital contributions arise from outside contributions of capital assets. Donated capital assets, works of art, historical treasures and similar assets, as well as assets received in a service concession arrangement are valued at acquisition value as of the date they were received.

(p) Extraordinary and Special Items

Extraordinary items are transactions or events that are both unusual in nature and infrequent in occurrence. Special items are transactions or events that are within the control of management and are either unusual in nature or infrequent in occurrence. The City had no extraordinary or special items in 2022.

(q) Net Position

Net position represents the difference between asset and deferred outflows of resources, and liabilities and deferred inflows of resources. Net investment in capital assets, consists of capital assets, net of accumulated depreciation, reduced by the outstanding balance of any borrowing used for the acquisition, construction, or improvement of those assets. Net position are reported as restricted when there are limitations imposed on their use either through constitutional provisions or enabling legislation adopted by the City or through external restrictions imposed by creditors, grantors, or laws or regulations of other governments. Net position restricted for other purposes include resources restricted for recreation, various police department grants, and special events including the Powell Festival. The City's policy is to first apply restricted resources when an expense is incurred for purposes for which both restricted and unrestricted resources are available. As of December 31, 2022, net position restricted by enabling legislation was \$0, as defined by GASB Statement No. 46, *Net Assets Restricted by Enabling Legislation*.

(r) Internal Balances

On the fund financial statements, receivables and payables resulting from short-term interfund loans are classified as "due to/due from other funds". Receivables and payables resulting from long-term amounts due between funds are classified as "advanced to/from other funds". These amounts are eliminated on the statement of net position.

City of Powell
Delaware County, Ohio
Notes to the Basic Financial Statements
For the Year Ended December 31, 2022

(s) Unearned Revenue

Unearned revenue arises when monies are received before revenue recognition criteria have been satisfied. The unearned revenue reported represents grants received from the Wild about Wetlands Program funding.

(t) Implementation of New Accounting Principles

For the year ended December 31, 2022, the City has implemented Governmental Accounting Standards Board (GASB) Statement No. 87, *Leases*, GASB Statement No. 91, *Conduit Debt Obligations*, GASB Statement No. 92, *Omnibus 2020*, a certain provision of GASB Statement No. 93, *Replacement of Interbank Offered Rates*, certain provisions of GASB Statement No. 97, *Component Unit Criteria and Deferred Compensation Plans*, and certain provisions of GASB Statement No. 99, *Omnibus 2022*.

GASB Statement No. 87 requires recognition of certain lease assets and liabilities for leases that previously were classified as operating leases and recognized as inflows of resources or outflows of resources based on the payment provisions of the contract. It establishes a single model for lease accounting based on the foundational principle that leases are financings of the right to use an underlying asset. The implementation of GASB Statement No. 87 did not have an effect on the financial statements of the City.

GASB Statement No. 91 provides a single method of reporting conduit debt obligations by issuers and eliminates diversity in practice associated with (1) commitments extended by issuers, (2) arrangements associated with conduit debt obligations, and (3) related note disclosures. The implementation of GASB Statement No. 91 did not have an effect on the financial statements of the City.

GASB Statement No. 92 enhances comparability in accounting and financial reporting and to improve the consistency of authoritative literature by addressing practice issues that have been identified during implementation and application of certain GASB Statements. The implementation of GASB Statement No. 92 did not have an effect on the financial statements of the City.

GASB Statement No. 93 addresses accounting and financial reporting effects that result from the replacement of interbank offered rates (IBORs) with other reference rates in order to preserve the reliability, relevance, consistency, and comparability of reported information. The implementation of paragraph 11b of GASB Statement No. 93 did not have an effect on the financial statements of the City.

GASB Statement No. 97 results in more consistent financial reporting of defined contribution pension plans, defined contribution OPEB plans, and other employee benefit plans, while mitigating the costs associated with reporting those plans. The implementation of certain provisions of GASB Statement No. 97 (all except paragraphs 4 and 5) did not have an effect on the financial statements of the City.

GASB Statement No. 99 enhances comparability in accounting and financial reporting and improves the consistency of authoritative literature by addressing (1) practice issues that have been identified during implementation and application of certain GASB Statements and (2) accounting and financial reporting for financial guarantees. The implementation of certain provisions of GASB Statement No. 99 that relate to extension of LIBOR, accounting for SNAP distributions, disclosures of nonmonetary transactions, and pledges of future revenues by pledging governments, did not have an effect on the financial statements of the City.

City of Powell
Delaware County, Ohio
Notes to the Basic Financial Statements
For the Year Ended December 31, 2022

NOTE 3 – DEPOSITS AND INVESTMENTS

State statutes classify monies held by the City into three categories.

Active deposits are public deposits necessary to meet current demands on the treasury. Such monies must be maintained either as cash in the city treasury, in commercial accounts payable or withdrawable on demand, including negotiable order of withdrawal (NOW) accounts, or in money market deposit accounts.

Inactive deposits are public deposits the City Council has identified as not required for use within the current five-year period of designation of depositories. Inactive deposits must either be evidenced by certificates of deposit maturing not later than the end of the current period of designation of depositories, or by savings or deposit accounts including, but not limited to, passbook accounts.

Interim deposits are deposits of interim monies. Interim monies are those monies which are not needed for immediate use but which will be needed before the end of the current period of designation of depositories. Interim deposits must be evidenced by time certificates of deposit maturing not more than one year from the date of deposit, or by savings or deposit accounts, including passbook accounts.

Investments permitted by City policy are:

1. United States Treasury bills, bonds, notes, or any other obligation or security issued by the United State Treasury, or any other obligation guaranteed as to principal and interest by the United States.
2. Bonds, notes, debentures, or any other obligation or security issued by any federal government agency or instrumentality, including but not limited to, the Federal National Mortgage Association, Federal Home Loan Bank, Federal Farm Credit Bank, Federal Home Loan Mortgage Corporation, and Government National Mortgage Association. All federal agency securities shall be direct issuances of federal government agencies or instrumentalities;
3. Written repurchase agreements in the securities listed above provided that the market value of the securities subject to the repurchase agreement must exceed the principal value of the agreement by at least 2 percent and be marked to market daily, and that the term of the agreement must not exceed thirty days;
4. Bonds and other obligations of the State of Ohio, and with certain limitations including a requirement for maturity within ten year from the date of settlement, bonds and other obligations of political subdivisions of the State of Ohio, if training requirements have been met;
5. No-load money market mutual funds consisting exclusively of obligations described in division (1) or (2) and repurchase agreements secured by such obligations, provided that investments in securities described in this division are made only through eligible institutions;
6. The State Treasurer’s investment pool (STAR Ohio);
7. Time certificates of deposit or savings or deposit accounts including, but not limited to, passbook accounts;
8. Certain banker’s acceptance for a period not to exceed one-hundred-eighty days from the purchase date in an amount not to exceed forty percent of the interim monies available for investment at any one time; and commercial paper for a period not to exceed 270 days; and
9. Under limited circumstances, corporate debt interests rated in either of the two highest classifications by at least two nationally recognized rating agencies.

The City may also invest any monies not required to be used for a period of six months or more in (1) Bonds of the State of Ohio; (2) Bonds of any municipal corporation, village, county, township, or other political subdivision of this state, as to which there is no default of principal, interest or coupons; and, (3) Obligations of the City.

City of Powell
Delaware County, Ohio
Notes to the Basic Financial Statements
For the Year Ended December 31, 2022

Protection of the City's deposits is provided by the Federal Deposit Insurance Corporation (FDIC), by eligible securities pledged by the financial institution as security for repayment, by surety company bonds deposited with the Director of Finance by the financial institution or by a single collateral pool established by the financial institution to secure the repayment of all public moneys deposited with the institution.

Investments in stripped principal or interest obligations, reverse repurchase agreements and derivatives are prohibited. The issuance of taxable notes for the purpose of arbitrage, the use of leverage and short selling are also prohibited. Except as noted above, an investment must mature within five years from the date of purchase unless matched to a specific obligation or debt of the City and must be purchased with the expectation that it will be held to maturity. Investments may only be made through specified dealers and institutions. Payment for investments may be made only upon delivery of the securities representing the investments to the Finance Director, if the securities are not represented by a certificate, upon receipt of confirmation of transfer from the custodian.

(a) Deposits with financial institutions

At December 31, 2022, \$620,230 of the City's bank balance was covered by the Federal Deposit Insurance Corporation (FDIC) and the remaining was uninsured and collateralized. The City's financial institutions were approved for a reduced collateral rate of 50 percent through the Ohio Pooled Collateral System.

Custodial credit risk is the risk that, in the event of bank failure, the City's deposits may not be returned. The City has no investment policy dealing with investment custodial risk beyond the requirement in State statute. Ohio law requires that deposits either be insured or be protected by:

1. Eligible securities pledged to the City and deposited with a qualified trustee by the financial institution as security for repayment whose market value at all times shall be at least 105 percent of the deposits being secured; or
2. Participation in the Ohio Pooled Collateral System (OPCS), a collateral pool of eligible securities deposited with a qualified trustee and pledged to the Treasurer of State to secure the repayment of all public monies deposited in the financial institution. OPCS requires the total market value of the securities pledged to be 102 percent of the deposits being secured or a rate set by the Treasurer of State. The City's financial institutions were approved for a reduced collateral rate of 50 percent through the Ohio Pooled Collateral System.

City of Powell
Delaware County, Ohio
Notes to the Basic Financial Statements
For the Year Ended December 31, 2022

(b) Investments

As of December 31, 2022, the City had the following investments.

Investment Type	Amount	Credit Rating	Investment Maturities			% Total
			Less than 1 year	1 - 3 years	Greater than 3 years	
StarOhio	\$ 4,145,674	AAAm	\$ 4,145,674	\$ -	\$ -	15.65%
Money Market Mutual Funds	16,761	AAAm	16,761	-	-	0.06%
Municipal Bonds	403,109	AA	98,773	137,078	167,258	1.52%
Federal Government Obligations	851,375	Aaa	851,375	-	-	3.21%
Municipal Bonds	228,618	A	120,744	107,874	-	0.86%
Commercial Papers	1,066,948	A-1	1,066,948	-	-	4.03%
US Treasury Note	9,326,926	N/A	2,390,902	3,634,221	3,301,803	35.19%
FHLMC Bonds	862,521	AA	-	862,521	-	3.25%
FFCB Bonds	2,120,881	AA	192,120	788,369	1,140,392	8.00%
FHLB Bonds	4,359,790	AA	885,102	2,282,861	1,191,827	16.45%
FNMA Bonds	148,376	AA	-	148,376	-	0.56%
FAMC Bonds	348,768	AA	-	-	348,768	1.31%
Negotiable CDs	2,627,727	NR	739,368	1,464,319	424,040	9.91%
Total investments	\$ 26,507,474		\$ 10,507,767	\$ 9,425,619	\$ 6,574,088	100.00%

The weighted average of maturity of the portfolio held by STAR Ohio as of December 31, 2022 is 35 days and carries a rating of AAAM by S&P global Ratings.

City Council Resolution 2017-20 provides the City with its authorized investment instruments, which do not include derivatives. STAR Ohio and money market accounts are reported at the net asset value (NAV) per share. The NAV per share is calculated on an amortized cost basis that provides a NAV per share that approximates fair value. All other investments are reported at fair value. The City categorizes its fair value measurements within the fair value hierarchy established by generally accepted accounting principles. The hierarchy is based on the valuation inputs used to measure the fair value of the asset. Level 1 inputs are quoted prices in active markets for identical assets; Level 2 inputs are significant other observable inputs; Level 3 inputs are significant unobservable inputs. Of the City's fair value measurements, money market mutual funds are valued using quoted prices in active markets for identical assets (Level 1 inputs), and all other investments are valued using institutional bond quotes and evaluations based on various market and industry inputs (Level 2 inputs).

The City is prohibited from using reverse repurchase agreements and does not leverage its investment portfolio in any manner. The City purchases their investments through financial institutions. Each financial institution must acknowledge in writing, their comprehension and receipt of the City policies. Investments may only be made through specified dealers and institutions.

Payment for investments may be made only upon delivery of the securities representing the investments to the Finance Director or qualified trustee or, if the securities are not represented by a certificate, upon receipt of confirmation of transfer from the custodian.

Investments of the cash management pool and investments with an original maturity of three months or less at the time of purchase are presented on the financial statements as cash equivalents. Investments with an initial maturity of more than three months that were not purchased from the pool are reported as investments.

City of Powell
Delaware County, Ohio
Notes to the Basic Financial Statements
For the Year Ended December 31, 2022

The City's investment policy and practices have consistently protected the portfolio from unnecessary credit risk (safety) and market risks (liquidity) while providing a competitive yield.

Interest Rate Risk - The Ohio Revised Code generally limits security purchases to those that mature within five years of the settlement date. As a means of limiting its exposure to fair value losses arising from rising interest rates, the City's investment policy generally limits investment portfolio maturities to five years or less.

Concentration of Credit Risk - As a means of limiting its exposure to losses arising from an issuer or other party not fulfilling its obligation, the City's investment policy has included portfolio diversifications limits by instrument and financial institution.

This space left blank intentionally.

City of Powell
Delaware County, Ohio
Notes to the Basic Financial Statements
For the Year Ended December 31, 2022

NOTE 4 – FUND BALANCE

Fund balance is classified as non-spendable, restricted, committed, assigned, and/or unassigned based primarily on the extent to which the City is bound to observe constraints imposed upon the use of the resources in governmental funds.

The constraints placed on fund balance for the major governmental funds and all other governmental funds are presented below:

	General Fund	Street Construction & Maintenance	Debt Service	Sanitary Sewer Agreements	Other Governmental Funds	Total
Nonspendable for:						
Prepaid Items	\$ 117,206	\$ -	\$ -	\$ -	\$ 1,649	\$ 118,855
Advances	786,286	-	-	-	-	786,286
Unclaimed Monies	860	-	-	-	-	860
Total Nonspendable	<u>904,352</u>	<u>-</u>	<u>-</u>	<u>-</u>	<u>1,649</u>	<u>906,001</u>
Restricted for:						
Debt Service	-	-	6,643	-	-	6,643
Capital Outlay	-	-	-	-	5,691,856	5,691,856
Street Maintenance	-	1,812,895	-	-	340,779	2,153,674
Parks and Recreation	-	-	-	-	1,048,817	1,048,817
Public Safety	-	-	-	-	65,632	65,632
Total Restricted	<u>-</u>	<u>1,812,895</u>	<u>6,643</u>	<u>-</u>	<u>7,147,084</u>	<u>8,966,622</u>
Committed for:						
CORMA	146,872	-	-	-	-	146,872
27th Payroll	131,977	-	-	-	-	131,977
Compensated Absences	12,356	-	-	-	-	12,356
Parks and Recreation	-	-	-	-	148,200	148,200
Capital Projects	-	-	-	-	315,938	315,938
Community Development	-	-	-	-	475,717	475,717
Total Committed	<u>291,205</u>	<u>-</u>	<u>-</u>	<u>-</u>	<u>939,855</u>	<u>1,231,060</u>
Assigned for:						
General Government	296,216	-	-	-	-	296,216
Total Assigned	<u>296,216</u>	<u>-</u>	<u>-</u>	<u>-</u>	<u>-</u>	<u>296,216</u>
Unassigned	<u>17,328,928</u>	<u>-</u>	<u>-</u>	<u>(956,467)</u>	<u>-</u>	<u>16,372,461</u>
Total Fund Balance	<u>\$ 18,820,701</u>	<u>\$ 1,812,895</u>	<u>\$ 6,643</u>	<u>\$ (956,467)</u>	<u>\$ 8,088,588</u>	<u>\$ 27,772,360</u>

NOTE 5 – INTERFUND BALANCES AND TRANSFERS

During 2022, the General Fund made transfers to the Debt Service Fund in the amount of \$196,000 for debt service payments, to the Capital Improvement Notes Fund in the amount of \$1,888,711 for CIP Annual Transfer, to the Street Construction & Maintenance Fund in the amount of \$175,000 for ongoing projects, and to the CIC Fund in the amount of \$25,000 for economic development initiatives. Additionally, the Seldom Seen TIF Fund transferred \$166,950 to the Debt Service Fund to move funds as debt payments became due and the Capital Improvement Notes Fund transferred \$312,000 to the CIC Fund for economic development initiatives.

City of Powell
Delaware County, Ohio
Notes to the Basic Financial Statements
For the Year Ended December 31, 2022

In 2016, the General Fund advanced \$1,280,103 to the Sanitary Sewer Agreements Fund which will be paid back, with interest, over the course of several years through special assessments. The balance at December 31, 2021 was \$1,064,155; \$107,688 was repaid during 2022 leaving a remaining balance as of December 31, 2022 of \$956,467. Interest that was repaid to the General Fund from the Sanitary Sewer Agreements fund totaled \$31,996 in 2022.

Transfers were made in accordance with Ohio Revised Code Sections 5705.14, 5705.15 and 5705.16.

Transfers between governmental funds are eliminated on the government-wide financial statements.

NOTE 6 – RECEIVABLES

Receivables as of year-end for the City consisted of accounts; intergovernmental receivables arising from entitlements and shared revenues; municipal income taxes; other local taxes; and property taxes. All receivables are considered collectible in full within one year, except for assessments for sidewalks and sanitary sewers, which are due over the next three and five years, respectively.

NOTE 7 - TAXES

(a) Property Taxes

Property taxes include amounts levied against all real and public utility property located in the City. Property tax revenue received during 2022 for real and public utility property taxes represents collections of the 2021 taxes.

2022 real property taxes were levied after October 1, 2022 on the assessed value as of January 1, 2022, the lien date. Assessed values are established by State law at 35 percent of appraised market value. 2022 real property taxes are collected in and intended to finance 2023.

Real property taxes are payable annually or semi-annually. If paid annually, payment is due December 31; if paid semi-annually, the first payment is due December 31, with the remainder payable by June 20. Under certain circumstances, State statute permits later payment dates to be established.

Public utility tangible personal property currently is assessed at varying percentages of true value; public utility real property is assessed at 35 percent of true value. 2022 public utility property taxes which became a lien December 31, 2021, are levied after October 1, 2022, and are collected in 2023 with real property taxes.

The full tax rate for all City operations for the year ended December 31, 2022, was \$2.04 per \$1,000 of assessed valuation. The assessed values of real property and public utility tangible property upon which 2022 property tax receipts were based are as follows:

Category	Amount
Real Property	
Agriculture/Residential	\$ 617,937,060
Commercial/Industrial	56,835,530
Public Utility Property	
Real	12,740
Total Assessed Value	\$ 674,785,330

City of Powell
Delaware County, Ohio
Notes to the Basic Financial Statements
For the Year Ended December 31, 2022

The County Treasurer collects property taxes on behalf of all taxing districts within the County, including the City. The County Auditor periodically remits to the City its portion of the taxes collected. Property taxes receivable represents real and public utility property taxes and outstanding delinquencies which were measurable as of December 31, 2022, and for which there was an enforceable legal claim. In governmental funds, the portion of the receivable not levied to finance 2022 operations is offset to deferred inflows of resources – property taxes levied for the next year. On the accrual basis, collectible delinquent property taxes have been recorded as a receivable and revenue while on the modified accrual basis the revenue has been reported as deferred inflows of resources – unavailable revenue.

(b) Income Taxes

The City levies and collects an income tax of 2.0 percent based on all income earned within the City as well as on incomes of residents earned outside the City. In the latter case, the City allows a credit of 100 percent of the tax paid to another municipality, not to exceed the amount paid to other municipalities.

Employers within the City are required to withhold income tax on employee earnings and remit the tax to the City at least quarterly. Corporations and other individual taxpayers are also required to pay their estimated tax at least quarterly and file a final return annually. All income tax revenue is credited to the General Fund.

The Regional Income Tax Agency (R.I.T.A.) provides services to collect income tax for over 250 municipalities in Ohio, including the City of Powell. Each member municipality appoints its own delegate to the Regional Council of Governments which oversees R.I.T.A. There are over 900 municipalities in Ohio.

This space intentionally left blank.

City of Powell
Delaware County, Ohio
Notes to the Basic Financial Statements
For the Year Ended December 31, 2022

NOTE 8 – CAPITAL ASSETS

Capital asset activity for the year ended December 31, 2022, was as follows:

	Restated Balance 12/31/2021	Additions	Reductions	Balance 12/31/2022
Governmental Activities:				
Nondepreciable Capital Assets				
Land	\$ 4,093,159	\$ -	\$ -	\$ 4,093,159
Construction in Progress	-	86,293	-	86,293
Total Nondepreciable Capital Assets	4,093,159	86,293	-	4,179,452
Depreciable Capital Assets				
Land Improvements:				
Land Improvements	17,943,427	2,434,737	-	20,378,164
Bike Paths	1,524,473	328,802	-	1,853,275
Buildings	6,355,431	-	-	6,355,431
Equipment	1,213,505	112,226	(18,816)	1,306,915
Vehicles	1,825,406	9,542	(76,500)	1,758,448
Streets	29,183,717	-	-	29,183,717
Storm Sewer	15,979,187	-	-	15,979,187
Total Depreciable Capital Assets	74,025,146	2,885,307	(95,316)	76,815,137
Less Accumulated Depreciation for:				
Land Improvements:				
Land Improvements	(8,148,245)	(863,018)	-	(9,011,263)
Bike Paths	(545,760)	(30,887)	-	(576,647)
Buildings	(2,159,074)	(127,107)	-	(2,286,181)
Equipment	(638,780)	(116,122)	17,289	(737,613)
Vehicles	(1,360,470)	(159,247)	76,500	(1,443,217)
Streets	(12,307,224)	(648,533)	-	(12,955,757)
Storm Sewer	(7,023,096)	(319,584)	-	(7,342,680)
Total Accumulated Depreciation	(32,182,649)	(2,264,498)	93,789	(34,353,358)
Total Depreciable Capital Assets, Net	41,842,497	620,809	(1,527)	42,461,779
Governmental Activities Capital Assets, Net	\$ 45,935,656	\$ 707,102	\$ (1,527)	\$ 46,641,231

Depreciation expense was charged to governmental functions as follows:

Public Safety	\$ 119,557
General Government	395,212
Public Services	1,179,837
Parks and Recreation	567,842
Community Development	2,050
Total Depreciation Expense	<u>\$2,264,498</u>

City of Powell
Delaware County, Ohio
Notes to the Basic Financial Statements
For the Year Ended December 31, 2022

NOTE 9 – LONG-TERM LIABILITIES

(a) Changes in Long-term Liabilities

The following is a summary of changes in long-term liabilities of the governmental activities for the year ended December 31, 2022:

	Beginning Balance	Additions	Reductions	Ending Balance	Due Within One Year
General Obligation Bonds:					
2015 Refunded Bonds 2006 Police Facility Bonds					
2.00-4.00%	\$ 545,000	\$ -	\$ (175,000)	\$ 370,000	\$ 180,000
Bond premium	20,569	-	(10,145)	10,424	-
2015 Refunded Bonds 2008 Golf Village bonds					
2.0-4.0%	3,155,000	-	(345,000)	2,810,000	360,000
Bond premium	229,772	-	(48,932)	180,840	-
2019 Various Purpose Refunding Bonds					
3.00-4.00%	2,285,000	-	(90,000)	2,195,000	95,000
Bond premium	182,754	-	(17,539)	165,215	-
2021 Various Purpose Advance Refunding Bonds					
2.00%	7,830,000	-	(1,455,000)	6,375,000	1,480,000
Bond premium	392,946	-	(121,900)	271,046	-
Total bonds	14,641,041	-	(2,263,516)	12,377,525	2,115,000
Loans from Direct Borrowings:					
2017 Municipal Facilities Const/Imp Bank Loan					
2.06%	825,000	-	(825,000)	-	-
Total Loans from Direct Borrowings	825,000	-	(825,000)	-	-
Other Long-Term Obligations:					
Net Pension Liability	6,481,396	-	(1,109,993)	5,371,403	-
Net OPEB Liability	748,085	27,206	-	775,291	-
Compensated Absences	444,497	367,477	(383,164)	428,810	150,693
Total Long Term Liabilities	\$ 23,140,019	\$ 394,683	\$ (4,581,673)	\$ 18,953,029	\$ 2,265,693

General Obligation Bonds - General obligation bonds are direct obligations and pledge the full faith and credit of the City. The City issues general obligation bonds and notes to provide funds for acquisition and construction of major capital equipment, infrastructure and facilities.

All general obligation bonds are supported by the full faith and credit of the City of Powell and are payable from unvoted property tax revenues to the extent that other resources are not available to meet annual principal and interest expenditures.

The general obligation bonds will be paid from the City's Debt Service Fund.

Refunding Issue 2015 - In 2015, the City issued \$5,600,000 in general obligation bonds for the purpose of advance refunding portions of the following outstanding issues: (1) \$2,750,000 Police Facility Improvement and Construction Bonds, dated May 18, 2006, and (2) \$6,900,000 LCIFA Golf Village Various Purpose Bonds, dated April, 24, 2008. Issuance costs and the related premium on the issuance were \$139,600 and \$743,949, respectively. The refunding of these issues will save the City at least \$548,903 over the remaining life of the bonds. The bond issue summary is as follows:

City of Powell
Delaware County, Ohio
Notes to the Basic Financial Statements
For the Year Ended December 31, 2022

- \$5,600,000 of bonds maturing from December 1, 2016 through December 1, 2029, inclusive. The Bonds maturing after December 1, 2025 are subject to redemption at the option of the City, either in whole or in part, in such order of maturity as the City shall determine, on any date on or after December 1, 2025, at a redemption price equal to 100% of the principal amount redeemed plus, in each case, accrued interest to the date fixed for redemption.

The City has designated the Bonds as “qualified tax-exempt obligations” within the meaning of Section 265(b)(3) of the Internal Revenue Code of 1986, as amended.

Various Purpose Refunding Bond - In 2019, the City issued \$2,460,000 in general obligation bonds for the purpose of retiring the \$2,330,000 Series 2018 Notes. Issuance costs and the related premium on the issuance were \$110,266 and \$220,179, respectively. The bond issue summary is as follows:

- \$1,015,000 of bonds, with serial bonds dated December 1, 2020 and maturing December 1, 2029; and term bonds dated December 1, 2031, 2033, 2035, 2037, and 2039; were issued for the purpose of refunding the Series 2018 Notes.

The Bonds maturing on December 1, 2028 are subject to redemption at the option of the City, either in whole, or in part, in such order of maturity as the City shall determine, on any date on or after December 1, 2028, at a redemption price equal to 100 percent of the principal amount redeemed plus, accrued interest to the date fixed for redemption.

- The term bonds maturing on December 1, 2031 are subject to mandatory sinking fund redemption at a redemption price of 100 percent of the principal amount redeemed, plus interest accrued to the redemption date, on December 1 in the principal amount of \$125,000 for 2030. The remaining principal amount of such term bonds (\$130,000) is payable at maturity on December 1, 2031.
- The term bonds maturing on December 1, 2033 are subject to mandatory sinking fund redemption at a redemption price of 100 percent of the principal amount redeemed, plus interest accrued to the redemption date, on December 1 in the principal amount of \$135,000 for 2032. The remaining principal amount of such term bonds (\$140,000) is payable at maturity on December 1, 2033.
- The term bonds maturing on December 1, 2035 are subject to mandatory sinking fund redemption at a redemption price of 100 percent of the principal amount redeemed, plus interest accrued to the redemption date, on December 1 in the principal amount of \$140,000 for 2034. The remaining principal amount of such term bonds (\$145,000) is payable at maturity on December 1, 2035.
- The term bonds maturing on December 1, 2037 are subject to mandatory sinking fund redemption at a redemption price of 100 percent of the principal amount redeemed, plus interest accrued to the redemption date, on December 1 in the principal amount of \$150,000 for 2036. The remaining principal amount of such term bonds (\$155,000) is payable at maturity on December 1, 2037.
- The term bonds maturing on December 1, 2039 are subject to mandatory sinking fund redemption at a redemption price of 100 percent of the principal amount redeemed, plus interest accrued to the redemption date, on December 1 in the principal amount of \$160,000 for 2038. The remaining principal amount of such term bonds (\$165,000) is payable at maturity on December 1, 2039.

City of Powell
Delaware County, Ohio
Notes to the Basic Financial Statements
For the Year Ended December 31, 2022

Various Purpose Advance Refunding Bond – On April 22, 2011, the City issued \$8,675,000 in general obligation bonds for the purpose of advance refunding the outstanding various purpose bonds, series 2011, and infrastructure acquisition bonds, series 2012. The interest rates of the bonds is 2.00 percent. The City decreased its total debt service payments by \$8,851,069 as a result of the refunding. The City also incurred an economic gain (difference between the present value of the old and new debt service payments) of \$2,518,858. The balance of the defeased bonds was \$0 as of December 31, 2022.

Municipal Facilities Construction and Improvement Bank Loan - In 2017, the City refinanced an outstanding note related to constructing, improving and repairing City infrastructure, bike paths and parks, in the amount of \$2,700,000 into a bank loan with a maturity date of December 1, 2022. The interest rate on this bank loan is 2.06%. The issuance costs incurred on this bank loan totaled \$35,000. This issuance was the remaining allowed by the 2013 Bond issue. In addition, in the event of default, there are no default provisions related to this bank loan.

State Infrastructure Bank Loan - In 2019, the City entered into an agreement with the Ohio Department of Transportation (ODOT) and the Mid-Ohio Regional Planning Commission (MORPC) to resurface Sawmill Parkway. The project was completed by ODOT and will be maintained by the City. The City has pledged to pay the interest of the loan through the Street Construction and Maintenance fund while MORPC pledged to pay the principal of the loan. In the event that MORPC cannot pay the principal of the loan, the City shall use the Street Construction and Maintenance fund to pay the principal. The loan has a principal of \$437,516 and an interest rate of 3.00%. In the event of default, ODOT may elect to exercise the following remedies. The City and ODOT may be required to pay the remaining unpaid balance of the loan; and ODOT may request to inspect, examine, and copy the books, records, accounts, and financial data of the City and MORPC.

Compensated Absences and Net Pension and Net OPEB Liability - The criterion for determining vacation and sick leave benefits is derived from negotiated agreements and State laws.

City employees earn vacation at varying rates depending on length of service. Current policy credits vacation leave on the employee's anniversary date. Employees are paid for 100 percent of accumulated unused vacation leave upon termination.

Sick leave is earned at a rate of four and six-tenths hours for every eighty hours worked. Full-time employees with more than ten years of public service under the applicable retirement system, who retire from the City, are entitled to receive one-fourth of the value of their accumulated unused sick leave up to a maximum payment of two hundred sixty hours.

Compensated absences and employer contributions, one of the many components that impact net pension liability, will be paid from the fund from which the employees' salaries are paid, which are the General Fund and the Parks and Recreation Programming special revenue fund.

City of Powell
Delaware County, Ohio
Notes to the Basic Financial Statements
For the Year Ended December 31, 2022

(b) Future Debt Service Requirements

The following is a summary of the City’s future annual debt service requirements for general obligation bonds and loans:

	General Obligation Bonds	
	Principal	Interest
2023	\$ 2,115,000	\$ 328,050
2024	2,175,000	273,050
2025	2,035,000	216,350
2026	1,835,000	165,850
2027	720,000	119,050
2028-2032	1,815,000	309,050
2033-2037	730,000	115,650
2038-2039	325,000	14,700
Total	\$11,750,000	\$ 1,541,750

NOTE 10 – RISK MANAGEMENT

The City is exposed to various risks of loss related to torts, theft of, damage to, and destruction of assets; errors and omissions; injuries to employees; and natural disasters. Effective February 1, 2010, the City joined the Central Ohio Risk Management Association (CORMA) self-insurance pool. The plan year begins October 1 and runs through September 30 each year.

The Association purchases specific excess insurance for amounts and limits above their internal risk level coverage. CORMA was formed pursuant to Ohio Revised Code (ORC) Section 2744.081. Members consist of cities of Upper Arlington, Westerville, Pickerington, Dublin, Grove City, Groveport, Canal Winchester, Grandview Heights and Powell. This Board establishes its own budget, hires and fires personnel and determines annual rates for its members. Membership in CORMA enables the City to take advantage of any economies to be realized from an insurance pool with other cities and also provides the City with more control over claims than what is normally available with traditional insurance coverage.

CORMA is managed by the Board of Trustees which is comprised of two representatives from each member city. Wichert Insurance, a third-party administrator, provides claims services while all lines of coverage are reinsured with multiple A-rated carriers. The additional information on CORMA can be attained at: 1200 Graham Road, Cuyahoga Falls, Ohio 44224.

Other smaller types of coverage include: equipment, electronic/media equipment, crime, cyber crime, boiler and machinery and terrorism. No insurance settlement has exceeded insurance coverage during the past 5 years. There has been no significant reduction in coverage from the prior year.

City of Powell
Delaware County, Ohio
Notes to the Basic Financial Statements
For the Year Ended December 31, 2022

Changes in the balances of claims receivable during the two most recent fiscal years are as follows:

	<u>2022</u>	<u>2021</u>
	<u>General Liability</u>	<u>General Liability</u>
Unpaid claims -- January 1	\$ 40,105	\$ 25,000
Incurred claims	10,520	80,460
Payment of claims	<u>39,063</u>	<u>65,355</u>
Unpaid claims -- December 31	<u>\$ 11,562</u>	<u>\$ 40,105</u>

NOTE 11 – DEFINED BENEFIT PENSION PLANS

The Statewide retirement systems provide both pension benefits and other postemployment benefits (OPEB).

Net Pension Liability/Net OPEB Liability (Asset)

Pensions and OPEB are a component of exchange transactions – between an employer and its employees — of salaries and benefits for employee services. Pensions are provided to an employee—on a deferred-payment basis—as part of the total compensation package offered by an employer for employee services each financial period.

The net pension/OPEB liability (asset) represents the City’s proportionate share of each pension/OPEB plan’s collective actuarial present value of projected benefit payments attributable to past periods of service, net of each pension/OPEB plan’s fiduciary net position. The net pension/OPEB liability (asset) calculation is dependent on critical long-term variables, including estimated average life expectancies, earnings on investments, cost of living adjustments and others. While these estimates use the best information available, unknowable future events require adjusting this estimate annually.

Ohio Revised Code limits the City’s obligation for the liability to annually required payments. The City cannot control benefit terms or the manner in which pensions/OPEB are financed; however, the City does receive the benefit of employees’ services in exchange for compensation including pension and OPEB.

GASB 68/75 assumes the liability is solely the obligation of the employer, because (1) they benefit from employee services; and (2) State statute requires funding to come from these employers. All pension contributions to date have come solely from these employers (which also includes pension costs paid in the form of withholdings from employees). The retirement systems may allocate a portion of the employer contributions to provide for these OPEB benefits. In addition, health care plan enrollees pay a portion of the health care costs in the form of a monthly premium. State statute requires the retirement systems to amortize unfunded pension liabilities within 30 years. If the pension amortization period exceeds 30 years, each retirement system’s board must propose corrective action to the State legislature. Any resulting legislative change to benefits or funding could significantly affect the net pension/OPEB liability (asset). Resulting adjustments to the net pension/OPEB liability (asset) would be effective when the changes are legally enforceable. The Ohio Revised Code permits but does not require the retirement systems to provide healthcare to eligible benefit recipients.

City of Powell
Delaware County, Ohio
Notes to the Basic Financial Statements
For the Year Ended December 31, 2022

The proportionate share of each plan’s unfunded benefits is presented as a long-term *net pension liability* and *net OPEB liability (asset)* on the accrual basis of accounting. Any liability for the contractually-required pension/OPEB contributions outstanding at the end of the year is included in due to other governments on both the accrual and modified accrual bases of accounting.

The remainder of this note includes the pension disclosures. See Note 12 for the OPEB disclosures.

Plan Description – Ohio Public Employees Retirement System (OPERS)

Plan Description – City employees, other than full-time police, participate in the Ohio Public Employees Retirement System (OPERS). OPERS is a cost-sharing, multiple employer public employee retirement system which administers three separate pension plans. The traditional pension plan is a cost-sharing, multiple-employer defined benefit pension plan. The member-directed plan is a defined contribution plan, and the combined plan is a combination cost-sharing, multiple-employer defined benefit/defined contribution pension plan. Effective January 1, 2022, the Combined Plan is no longer available for member selection. Substantially all employee members are in OPERS’ traditional plan; therefore, the following disclosure focuses on the traditional pension plan.

OPERS provides retirement, disability, survivor and death benefits, and annual cost of living adjustments to members. Authority to establish and amend benefits is provided by Chapter 145 of the Ohio Revised Code. OPERS issues a stand-alone financial report that includes financial statements, required supplementary information and detailed information about OPERS’ fiduciary net position that may be obtained by visiting <https://www.opers.org/financial/reports.shtml>, by writing to the Ohio Public Employees Retirement System, 277 East Town Street, Columbus, Ohio 43215-4642, or by calling 800-222-7377.

Senate Bill (SB) 343 was enacted into law with an effective date of January 7, 2013. In the legislation, members were categorized into three groups with varying provisions of the law applicable to each group. The following table provides age and service requirements for retirement and the retirement formula applied to final average salary (FAS) for the three member groups as per the reduced benefits adopted by SB 343 (see OPERS Annual Comprehensive Financial Report referenced above for additional information, including requirements for reduced and unreduced benefits):

Group A	Group B	Group C
Eligible to retire prior to January 7, 2013 or five years after January 7, 2013	20 years of service credit prior to January 7, 2013 or eligible to retire ten years after January 7, 2013	Members not in other Groups and members hired on or after January 7, 2013
State and Local	State and Local	State and Local
Age and Service Requirements: Age 60 with 60 months of service credit or Age 55 with 25 years of service credit	Age and Service Requirements: Age 60 with 60 months of service credit or Age 55 with 25 years of service credit	Age and Service Requirements: Age 57 with 25 years of service credit or Age 62 with 5 years of service credit
Traditional Plan Formula: 2.2% of FAS multiplied by years of service for the first 30 years and 2.5% for service years in excess of 30	Traditional Plan Formula: 2.2% of FAS multiplied by years of service for the first 30 years and 2.5% for service years in excess of 30	Traditional Plan Formula: 2.2% of FAS multiplied by years of service for the first 35 years and 2.5% for service years in excess of 35

Final average Salary (FAS) represents the average of the three highest years of earnings over a member’s career for Groups A and B. Group C is based on the average of the five highest years of earnings over a member’s career.

City of Powell
Delaware County, Ohio
Notes to the Basic Financial Statements
For the Year Ended December 31, 2022

Members who retire before meeting the age and years of service credit requirement for unreduced benefits receive a percentage reduction in the benefit amount. The amount of a member’s pension benefit vests upon receipt of the initial benefit payment. The options for Public Safety and Law Enforcement permit early retirement under qualifying circumstances as early as age 48 with a reduced benefit.

When a benefit recipient has received benefits for 12 months, the member is eligible for an annual cost of living adjustment (COLA). This COLA is calculated on the base retirement benefit at the date of retirement and is not compounded. For those who retired prior to January 7, 2013, the cost-of-living adjustment is 3 percent. For those retiring on or after January 7, 2013, beginning in calendar year 2019, the adjustment is based on the average percentage increase in the Consumer Price Index, capped at 3 percent.

Funding Policy - The Ohio Revised Code (ORC) provides statutory authority for member and employer contributions as follows:

	State and Local
2022 Statutory Maximum Contribution Rates	
Employer	14.0 %
Employee	10.0 %
 2022 Actual Contribution Rates	
Employer:	
Pension	14.0 %
Post-employment Health Care Benefits	0.0
Total Employer	14.0 %
Employee	10.0 %

Employer contribution rates are actuarially determined and are expressed as a percentage of covered payroll. The City’s contractually required contribution was \$255,900 for 2022. Of this amount, \$10,864 is reported as an intergovernmental payable.

Plan Description – Ohio Police & Fire Pension Fund (OP&F)

Plan Description – Full-time police participate in Ohio Police and Fire Pension Fund (OP&F), a cost-sharing, multiple-employer defined benefit pension plan administered by OP&F. OP&F provides retirement and disability pension benefits, annual cost-of-living adjustments, and death benefits to plan members and beneficiaries. Benefit provisions are established by the Ohio State Legislature and are codified in Chapter 742 of the Ohio Revised Code. OP&F issues a publicly available financial report that includes financial information and required supplementary information and detailed information about OP&F fiduciary net position. The report that may be obtained by visiting the OP&F website at www.op-f.org or by writing to the Ohio Police and Fire Pension Fund, 140 East Town Street, Columbus, Ohio 43215-5164.

Upon attaining a qualifying age with sufficient years of service, a member of OP&F may retire and receive a lifetime monthly pension. OP&F offers four types of service retirement: normal, service commuted, age/service commuted and actuarially reduced. Each type has different eligibility guidelines and is calculated using the member’s average annual salary. The following discussion of the pension formula relates to normal service retirement.

City of Powell
Delaware County, Ohio
Notes to the Basic Financial Statements
For the Year Ended December 31, 2022

For members hired after July 1, 2013, the minimum retirement age is 52 for normal service retirement with at least 25 years of service credit. For members hired on or before after July 1, 2013, the minimum retirement age is 48 for normal service retirement with at least 25 years of service credit.

The annual pension benefit for normal service retirement is equal to a percentage of the allowable average annual salary. The percentage equals 2.5 percent for each of the first 20 years of service credit, 2.0 percent for each of the next five years of service credit and 1.5 percent for each year of service credit in excess of 25 years. The maximum pension of 72 percent of the allowable average annual salary is paid after 33 years of service credit (see OP&F Annual Comprehensive Financial Report referenced above for additional information, including requirements for Deferred Retirement Option Plan (DROP) provisions and reduced and unreduced benefits).

Under normal service retirement, retired members who are at least 55 years old and have been receiving OP&F benefits for at least one year may be eligible for a cost-of-living allowance adjustment. The age 55 provision for receiving a COLA does not apply to those who are receiving a permanent and total disability benefit, surviving beneficiaries under optional plans, and statutory survivors. Members participating in the DROP program have separate eligibility requirements related to COLA.

The COLA amount for members who have 15 or more years of service credit as of July 1, 2013, and members who are receiving a pension benefit that became effective before July 1, 2013, will be equal to 3.0 percent of the member's base pension benefit.

The COLA amount for members who have less than 15 years of service credit as of July 1, 2013, and members whose pension benefit became effective on or after July 1, 2013, will be equal to a percentage of the member's base pension benefit where the percentage is the lesser of 3.0 percent or the percentage increase in the consumer price index, if any, over the twelve-month period that ends on the thirtieth day of September of the immediately preceding year, rounded to the nearest one-tenth of one percent.

Members who retired prior to July 24, 1986, or their surviving beneficiaries under optional plans are entitled to cost-of-living allowance increases. The annual increase is paid on July 1st of each year. The annual COLA increase is \$360 under a Single Life Annuity Plan with proportional reductions for optional payment plans.

Funding Policy – The Ohio Revised Code (ORC) provides statutory authority for member and employer contributions as follows:

	Police
2022 Statutory Maximum Contribution Rates	
Employer	19.50 %
Employee	12.25 %
 2022 Actual Contribution Rates	
Employer:	
Pension	19.00 %
Post-employment Health Care Benefits	0.50
Total Employer	19.50 %
Employee	12.25 %

City of Powell
Delaware County, Ohio
Notes to the Basic Financial Statements
For the Year Ended December 31, 2022

Employer contribution rates are expressed as a percentage of covered payroll. The City's contractually required contribution to OP&F was \$368,412 for 2022. Of this amount, \$15,902 is reported as an intergovernmental payable.

Pension Liabilities, Pension Expense, and Deferred Outflows/Inflows of Resources Related to Pensions

The net pension liability for OPERS was measured as of December 31, 2021, and the total pension liability used to calculate the net pension liability was determined by an actuarial valuation as of that date. OP&F's total pension liability was measured as of December 31, 2021, and was determined by rolling forward the total pension liability as of January 1, 2021, to December 31, 2021. The City's proportion of the net pension liability was based on the City's share of contributions to the pension plan relative to the contributions of all participating entities. Following is information related to the proportionate share and pension expense:

	<u>OPERS</u>	<u>OP&F</u>	<u>Total</u>
Proportion of the Net Pension Liability:			
Current Measurement Period	0.010947%	0.070733%	
Prior Measurement Period	0.011265%	0.070606%	
Change in Proportion	<u>-0.000318%</u>	<u>0.000127%</u>	
Proportionate Share of the Net			
Pension Liability	\$ 952,433	\$ 4,418,970	\$ 5,371,403
Pension Expense	\$ (400,316)	\$ 320,673	\$ (79,643)

Other than contributions made subsequent to the measurement date and differences between projected and actual earnings on investments; deferred inflows/outflows of resources are recognized in pension expense beginning in the current period, using a straight line method over a closed period equal to the average of the expected remaining service lives of all employees that are provided with pensions, determined as of the beginning of the measurement period. Net deferred inflows/outflows of resources pertaining to the differences between projected and actual investment earnings are similarly recognized over a closed five year period. At December 31, 2022, the City reported deferred outflows of resources and deferred inflows of resources related to pensions from the following sources:

City of Powell
Delaware County, Ohio
Notes to the Basic Financial Statements
For the Year Ended December 31, 2022

	OPERS	OP&F	Total
Deferred Outflows of Resources			
Differences between Expected and Actual Experience	\$ 48,553	\$ 127,416	\$ 175,969
Changes of Assumptions	119,101	807,601	926,702
Changes in Proportionate Share and Differences in Contributions	-	100,463	100,463
City Contributions Subsequent to the Measurement Date	255,900	368,412	624,312
Total Deferred Outflows of Resources	\$ 423,554	\$ 1,403,892	\$ 1,827,446
Deferred Inflows of Resources			
Differences between Expected and Actual Experience	\$ 20,889	\$ 229,727	\$ 250,616
Net Difference between Projected and Actual Earnings on Pension Plan Investments	1,132,884	1,158,593	2,291,477
Changes in Proportionate Share and Differences in Contributions	118,581	114,705	233,286
Total Deferred Inflows of Resources	\$ 1,272,354	\$ 1,503,025	\$ 2,775,379

\$624,312 reported as deferred outflows of resources related to pension resulting from City contributions subsequent to the measurement date will be recognized as a reduction of the net pension liability in the year ending December 31, 2023. Other amounts reported as deferred outflows of resources and deferred inflows of resources related to pension will be recognized in pension expense as follows:

Year Ending December 31:	OPERS	OP&F	Total
2023	\$ (257,130)	\$ 18,256	\$ (238,874)
2024	(400,967)	(342,615)	(743,582)
2025	(266,389)	(140,590)	(406,979)
2026	(180,214)	(91,563)	(271,777)
2027	-	88,967	88,967
Total	\$ (1,104,700)	\$ (467,545)	\$ (1,572,245)

Actuarial Assumptions – OPERS

Actuarial valuations of an ongoing plan involve estimates of the value of reported amounts and assumptions about the probability of occurrence of events far into the future. Examples include assumptions about future employment, mortality, and cost trends. Actuarially determined amounts are subject to continual review or modification as actual results are compared with past expectations and new estimates are made about the future.

Projections of benefits for financial reporting purposes are based on the substantive plan (the plan as understood by the employers and plan members) and include the types of benefits provided at the time of each valuation. The total pension liability was determined by an actuarial valuation as of December 31, 2021, using the following key actuarial assumptions and methods applied to all periods included in the measurement in accordance with the requirements of GASB 67. In 2021, the Board's actuarial consultants conducted an experience study for the period 2016 through 2020, comparing assumptions to actual results. The experience study incorporates both a historical review and forward-looking projections to determine the appropriate set of assumptions to keep the plan on a path toward full funding. Information from this study led to changes in both demographic and economic assumptions, with the most notable being a reduction in the actuarially assumed rate of return from 7.2 percent down to 6.9 percent, for the defined

City of Powell
Delaware County, Ohio
Notes to the Basic Financial Statements
For the Year Ended December 31, 2022

benefit investments. Key actuarial assumptions and methods used in the latest actuarial valuation, prepared as of December 31, 2021, reflecting experience study results, are presented below:

	<u>OPERS Traditional Plan</u>
Wage Inflation	2.75 percent
Future Salary Increases, including inflation	2.75 to 10.75 percent including wage inflation
COLA or Ad Hoc COLA:	
Pre-January 7, 2013 Retirees	3.00 percent, simple
Post-January 7, 2013 Retirees	3.00 percent, simple through 2022, then 2.05 percent, simple
Investment Rate of Return	6.90 percent
Actuarial Cost Method	Individual Entry Age

Key actuarial assumptions and methods used in the prior actuarial valuation, prepared as of December 31, 2020, are presented below:

	<u>OPERS Traditional Plan</u>
Wage Inflation	3.25 percent
Future Salary Increases, including inflation	3.25 to 10.75 percent including wage inflation
COLA or Ad Hoc COLA:	
Pre-January 7, 2013 Retirees	3.00 percent, simple
Post-January 7, 2013 Retirees	0.50 percent, simple through 2021, then 2.15 percent, simple
Investment Rate of Return	7.20 percent
Actuarial Cost Method	Individual Entry Age

For 2021, pre-retirement mortality rates are based on 130 percent of the Pub-2010 General Employee Mortality tables (males and females) for State and Local Government divisions and 170 percent of the Pub-2010 Safety Employee Mortality tables (males and females) for the Public Safety and Law Enforcement divisions. Post-retirement mortality rates are based on 115 percent of the PubG-2010 Retiree Mortality Tables (males and females) [for all divisions]. Post-retirement mortality rates for disabled retirees are based on the PubNS-2010 Disabled Retiree Mortality Tables (males and females) [for all divisions]. For all of the previously described tables, the base year is 2010 and mortality rates for a particular calendar year are determined by applying the MP-2020 mortality improvement scales (males and females) to all of these tables.

For 2020, pre-retirement mortality rates are based on the RP-2014 Employees mortality table for males and females, adjusted for mortality improvement back to the observation period base year of 2006. The base year for males and females was then established to be 2015 and 2010, respectively. Post-retirement mortality rates are based on the RP-2014 Healthy Annuitant mortality table for males and females, adjusted for mortality improvement back to the observation period base year of 2006. The base year for males and females was then established to be 2015 and 2010, respectively. Post-retirement mortality rates for disabled retirees are based on the RP-2014 Disabled mortality table for males and females, adjusted for mortality improvement back to the observation period base year of 2006. The base year for males and females was then established to be 2015 and 2010, respectively. Mortality rates for a particular calendar year are determined by applying the MP-2015 mortality improvement scale to all of the above described tables.

City of Powell
Delaware County, Ohio
Notes to the Basic Financial Statements
For the Year Ended December 31, 2022

The most recent experience study was completed for the five-year period ended December 31, 2020.

During 2021, OPERS managed investments in three investment portfolios: the Defined Benefit portfolio, the Health Care portfolio, and the Defined Contribution portfolio. The Defined Benefit portfolio contains the investment assets for the Traditional Pension Plan, the defined benefit component of the Combined Plan and the annuitized accounts of the Member-Directed Plan. Within the Defined Benefit portfolio contributions into the plans are all recorded at the same time, and benefit payments all occur on the first of the month. Accordingly, the money-weighted rate of return is considered to be the same for all plans within the portfolio. The annual money-weighted rate of return expressing investment performance, net of investment expenses and adjusted for the changing amounts actually invested, for the Defined Benefit portfolio was 15.3 percent for 2021.

The allocation of investment assets with the Defined Benefit portfolio is approved by the Board of Trustees as outlined in the annual investment plan. Plan assets are managed on a total return basis with a long-term objective of achieving and maintaining a fully funded status for the benefits provided through the defined benefit pension plans. The long-term expected rate of return on defined benefit investment assets was determined using a building-block method in which best-estimate ranges of expected future real rates of return are developed for each major asset class. These ranges are combined to produce the long-term expected real rate of return by weighting the expected future real rates of return by the target asset allocation percentage, adjusted for inflation. Best estimates of geometric rates of return were provided by the Board's investment consultant. For each major class that is included in the Defined Benefit portfolio's target asset allocation as of December 31, 2021, these best estimates are summarized below:

Asset Class	Target Allocation	Weighted Average Long-Term Expected Real Rate of Return (Geometric)
Fixed Income	24.00%	1.03%
Domestic Equities	21.00	3.78
Real Estate	11.00	3.66
Private Equity	12.00	7.43
International Equities	23.00	4.88
Risk Parity	5.00	2.92
Other investments	4.00	2.85
Total	<u>100.00%</u>	<u>4.21%</u>

Discount Rate The discount rate used to measure the total pension liability for the current year was 6.9 percent. The discount rate for the prior year was 7.2 percent. The projection of cash flows used to determine the discount rate assumed that contributions from plan members and those of the contributing employers are made at the contractually required rates, as actuarially determined. Based on those assumptions, the pension plan's fiduciary net position was projected to be available to make all projected future benefits payments of current plan members. Therefore, the long-term expected rate of return on pension plan investments was applied to all periods of projected benefit payments to determine the total pension liability.

City of Powell
Delaware County, Ohio
Notes to the Basic Financial Statements
For the Year Ended December 31, 2022

Sensitivity of the City's Proportionate Share of the Net Pension Liability (Asset) to Changes in the Discount Rate The following table presents the City's proportionate share of the net pension liability (asset) calculated using the current period discount rate assumption of 6.9 percent, as well as what the City's proportionate share of the net pension liability (asset) would be if it were calculated using a discount rate that is one-percentage-point lower (5.9 percent) or one-percentage-point higher (7.9 percent) than the current rate:

	1% Decrease	Current Discount Rate	1% Increase
City's Proportionate Share of the Net Pension Liability (Asset)	\$ 2,511,132	\$ 952,433	\$ (344,612)

Actuarial Assumptions – OP&F

OP&F's total pension liability as of December 31, 2021, is based on the results of an actuarial valuation date of January 1, 2021, and rolled-forward using generally accepted actuarial procedures. The total pension liability is determined by OP&F's actuaries in accordance with GASB Statement No. 67, as part of their annual valuation. Actuarial valuations of an ongoing plan involve estimates of the value of reported amounts and assumptions about probability of occurrence of events far into the future. Examples include assumptions about future employment mortality, salary increases, disabilities, retirements and employment terminations. Actuarially determined amounts are subject to continual review and potential modifications, as actual results are compared with past expectations and new estimates are made about the future. Assumptions considered are: withdrawal rates, disability retirement, service retirement, DROP elections, mortality, percent married and forms of the payment, DROP interest rate, CPI-based COLA, investment returns, salary increases and payroll growth.

Key methods and assumptions used in the latest actuarial valuation, reflecting experience study results, prepared as of January 1, 2021, are presented below.

Valuation Date	January 1, 2021, with actuarial liabilities rolled forward to December 31, 2021
Actuarial Cost Method	Entry Age Normal
Investment Rate of Return	7.50 percent
Projected Salary Increases	3.75 percent to 10.50 percent
Payroll Growth	3.25 percent per annum, compounded annually, consisting of Inflation rate of 2.75 percent plus productivity increase rate of 0.50 percent
Cost of Living Adjustments	2.20 percent simple per year

In February 2022, the OP&F Board adopted a change in the investment rate of return, changing it from 8 percent for the 2020 measurement period to 7.5 percent for the 2021 measurement period.

Mortality for non-disabled participants is based on the RP-2014 Total Employee and Healthy Annuitant Mortality Tables rolled back to 2006, adjusted according to the rates in the following table, and projected with the Buck Modified 2016 Improvement Scale. Rates for surviving beneficiaries are adjusted by 120 percent.

City of Powell
Delaware County, Ohio
Notes to the Basic Financial Statements
For the Year Ended December 31, 2022

Age	Police
67 or less	77 %
68-77	105
78 and up	115

Mortality for disabled retirees is based on the RP-2014 Disabled Mortality Tables rolled back to 2006, adjusted according to the rates in the following table, and projected with the Buck Modified 2016 Improvement Scale.

Age	Police
59 or less	35 %
60-69	60
70-79	75
80 and up	100

The most recent experience study was completed for the five-year period ended December 31, 2016.

The long-term expected rate of return on pension plan investments was determined using a building-block approach and assumes a time horizon, as defined in the Statement of Investment Policy. A forecasted rate of inflation serves as the baseline for the return expected. Various real return premiums over the baseline inflation rate have been established for each asset class. The long-term expected nominal rate of return has been determined by calculating a weighted average of the expected real return premiums for each asset class, adding the projected inflation rate and adding the expected return from rebalancing uncorrelated asset classes. Best estimates of the long-term expected geometric real rates of return for each major asset class included in OP&F's target asset allocation as of December 31, 2021, are summarized below:

Asset Class	Target Allocation	Long-Term Expected Real Rate of Return
Cash and Cash Equivalents	0.00 %	0.00 %
Domestic Equity	21.00	3.60
Non-US Equity	14.00	4.40
Private Markets	8.00	6.80
Core Fixed Income *	23.00	1.10
High Yield Fixed Income	7.00	3.00
Private Credit	5.00	4.50
U.S. Inflation Linked Bonds*	17.00	0.80
Midstream Energy Infrastructure	5.00	5.00
Real Assets	8.00	5.90
Gold	5.00	2.40
Private Real Estate	12.00	4.80
	125.00 %	

Note: Assumptions are geometric.

* levered 2x

City of Powell
Delaware County, Ohio
Notes to the Basic Financial Statements
For the Year Ended December 31, 2022

OP&F’s Board of Trustees has incorporated the risk parity concept into OP&F’s asset liability valuation with the goal of reducing equity risk exposure, which reduces overall Total Portfolio risk without sacrificing return, and creating a more risk-balanced portfolio based on their relationship between asset classes and economic environments. From the notional portfolio perspective above, the Total Portfolio may be levered up to 1.25 times due to the application of leverage in certain fixed income asset classes.

Discount Rate The total pension liability was calculated using the discount rate of 7.50 percent. The projection of cash flows used to determine the discount rate assumed the contributions from employers and from the members would be computed based on contribution requirements as stipulated by State statute. Projected inflows from investment earning were calculated using the longer-term assumed investment rate of return of 7.50 percent. Based on those assumptions, the plan’s fiduciary net position was projected to be available to make all future benefit payments of current plan members. Therefore, a long-term expected rate of return on pension plan investments was applied to all periods of projected benefits to determine the total pension liability.

Sensitivity of the City's Proportionate Share of the Net Pension Liability to Changes in the Discount Rate Net pension liability is sensitive to changes in the discount rate, and to illustrate the potential impact, the following table presents the net pension liability calculated using the discount rate of 7.50 percent, as well as what the net pension liability would be if it were calculated using a discount rate that is one percentage point lower (6.50 percent), or one percentage point higher (8.50 percent) than the current rate.

	1% Decrease	Current Discount Rate	1% Increase
City's Proportionate Share of the Net Pension Liability	\$ 6,553,299	\$ 4,418,970	\$ 2,641,636

NOTE 12 - DEFINED BENEFIT OPEB PLANS

Net OPEB Liability (Asset)

See Note 11 for a description of the net OPEB liability (asset).

Plan Description – Ohio Public Employees Retirement System (OPERS)

Plan Description – The Ohio Public Employees Retirement System (OPERS) administers three separate pension plans: the traditional pension plan, a cost-sharing, multiple-employer defined benefit pension plan; the member-directed plan, a defined contribution plan; and the combined plan, a cost-sharing, multiple-employer defined benefit pension plan that has elements of both a defined benefit and defined contribution plan.

OPERS maintains a cost-sharing, multiple-employer defined benefit post-employment health care trust, which funds multiple health care plans including medical coverage, prescription drug coverage and deposits to a Health Reimbursement Arrangement (HRA) to qualifying benefit recipients of both the traditional pension and the combined plans. Currently, Medicare-eligible retirees are able to select medical and prescription drug plans from a range of options and may elect optional vision and dental plans. Retirees and eligible dependents enrolled in Medicare Parts A and B have the option to enroll in a Medicare supplemental plan with the assistance of the OPERS Medicare Connector. The OPERS Medicare Connector is a relationship with a vendor selected by OPERS to assist retirees, spouses and dependents with selecting a medical and pharmacy plan. Monthly allowances, based on years of service and the age at which the retiree

City of Powell
Delaware County, Ohio
Notes to the Basic Financial Statements
For the Year Ended December 31, 2022

first enrolled in OPERS coverage, are deposited into an HRA. For non-Medicare retirees and eligible dependents, OPERS sponsors medical and prescription coverage through a professionally managed self-insured plan. An allowance to offset a portion of the monthly premium is offered to retirees and eligible dependents. The allowance is based on the retiree's years of service and age when they first enrolled in OPERS coverage.

OPERS provides a monthly allowance for health care coverage for eligible retirees and their eligible dependents. The base allowance is determined by OPERS. For those retiring on or after January 1, 2015, the allowance has been determined by applying a percentage to the base allowance. The percentage applied is based on years of qualifying service credit and age when the retiree first enrolled in OPERS health care. Monthly allowances range between 51 percent and 90 percent of the base allowance. Those who retired prior to January 1, 2015, will have an allowance of at least 75 percent of the base allowance.

The health care trust is also used to fund health care for member-directed plan participants, in the form of a Retiree Medical Account (RMA). At retirement or separation, member directed plan participants may be eligible for reimbursement of qualified medical expenses from their vested RMA balance.

Effective January 1, 2022, OPERS discontinued the group plans currently offered to non-Medicare retirees and re-employed retirees. Instead, eligible non-Medicare retirees will select an individual medical plan. OPERS will provide a subsidy or allowance via an HRA allowance to those retirees who meet health care eligibility requirements. Retirees will be able to seek reimbursement for plan premiums and other qualified medical expenses.

In order to qualify for postemployment health care coverage, age and service retirees under the traditional pension must have twenty or more years of qualifying Ohio service credit with a minimum age of 60. Members in Group A are eligible for coverage at any age with 30 or more years of qualifying service. Members in Group B are eligible at any age with 32 years of qualifying service, or at age 52 with 31 years of qualifying service. Members in Group C are eligible for coverage with 32 years of qualifying service and a minimum age of 55. Current retirees eligible (or who became eligible prior to January 1, 2022) to participate in the OPERS health care program will continue to be eligible after January 1, 2022. Eligibility requirements change for those retiring after January 1, 2022, with differing eligibility requirements for Medicare retirees and non-Medicare retirees. The health care coverage provided by OPERS meets the definition of an Other Post Employment Benefit (OPEB) as described in GASB Statement 75. See OPERS' Annual Comprehensive Financial Report referenced below for additional information.

The Ohio Revised Code permits, but does not require, OPERS to provide health care to its eligible benefit recipients. Authority to establish and amend health care coverage is provided to the Board in Chapter 145 of the Ohio Revised Code.

Disclosures for the health care plan are presented separately in the OPERS financial report. Interested parties may obtain a copy by visiting <https://www.opers.org/financial/reports.shtml>, by writing to OPERS, 277 East Town Street, Columbus, Ohio 43215-4642, or by calling (614) 222-5601 or 800-222-7377.

Funding Policy - The Ohio Revised Code provides the statutory authority allowing public employers to fund postemployment health care through their contributions to OPERS. When funding is approved by OPERS Board of Trustees, a portion of each employer's contribution to OPERS is set aside to fund OPERS health care plans. Beginning in 2018, OPERS no longer allocated a portion of its employer contributions to health care.

City of Powell
Delaware County, Ohio
Notes to the Basic Financial Statements
For the Year Ended December 31, 2022

Employer contribution rates are expressed as a percentage of the earnable salary of active members. In 2022, state and local employers contributed at a rate of 14.0 percent of earnable salary and public safety and law enforcement employers contributed at 18.1 percent. These are the maximum employer contribution rates permitted by the Ohio Revised Code. Active member contributions do not fund health care.

Each year, the OPERS Board determines the portion of the employer contribution rate that will be set aside to fund health care plans. For 2022, OPERS did not allocate any employer contribution to health care for members. The OPERS Board is also authorized to establish rules for the retiree or their surviving beneficiaries to pay a portion of the health care provided. Payment amounts vary depending on the number of covered dependents and the coverage selected. The employer contribution as a percentage of covered payroll deposited into the RMA for participants in the member-directed plan for 2022 was 4.0 percent.

Employer contribution rates are actuarially determined and are expressed as a percentage of covered payroll. The City had no contractually required contribution for 2022.

Plan Description – Ohio Police & Fire Pension Fund (OP&F)

Plan Description – The City contributes to the Ohio Police and Fire Pension Fund (OP&F) sponsored healthcare program, a cost-sharing, multiple-employer defined post-employment health care plan administered by a third-party provider. This program is not guaranteed and is subject to change at any time upon action of the Board of Trustees. On January 1, 2019, OP&F implemented a new model for health care. Under this new model, OP&F provides eligible retirees with a fixed stipend earmarked to pay for health care and Medicare Part B reimbursements.

OP&F contracted with a vendor who assists eligible retirees in choosing health care plans that are available where they live (both Medicare-eligible and pre-65 populations). A stipend funded by OP&F is available to these members through a Health Reimbursement Arrangement and can be used to reimburse retirees for qualified health care expenses.

Regardless of a benefit recipient's participation in the health care program, OP&F is required by law to pay eligible recipients of a service pension, disability benefit and spousal survivor benefit for their Medicare Part B insurance premium, up to the statutory maximum provided the benefit recipient is not eligible to receive reimbursement from any other source. Once OP&F receives the necessary documentation, a monthly reimbursement is included as part of the recipient's next benefit payment. The stipend provided by OP&F meets the definition of an Other Post Employment Benefit (OPEB) as described in Governmental Accounting Standards Board (GASB) Statement No. 75.

OP&F maintains funds for health care in two separate accounts: one account for health care benefits and one account for Medicare Part B reimbursements. A separate health care trust accrual account is maintained for health care benefits under IRS Code Section 115 trust. IRS Code Section 401(h) account is maintained for Medicare Part B reimbursements.

The Ohio Revised Code allows, but does not mandate, OP&F to provide OPEB benefits. Authority for the OP&F Board of Trustees to provide health care coverage to eligible participants and to establish and amend benefits is codified in Chapter 742 of the Ohio Revised Code.

OP&F issues a publicly available financial report that includes financial information and required supplementary information for the plan. The report may be obtained by visiting the OP&F website at www.op-f.org or by writing to the Ohio Police and Fire Pension Fund, 140 East Town Street, Columbus, Ohio 43215-5164.

City of Powell
Delaware County, Ohio
Notes to the Basic Financial Statements
For the Year Ended December 31, 2022

Funding Policy – The Ohio Revised Code provides for contribution requirements of the participating employers and of plan members to the OP&F defined benefit pension plan. Participating employers are required to contribute to the pension plan at rates expressed as percentages of the payroll of active pension plan members, currently 19.5 percent and 24 percent of covered payroll for police and fire employer units, respectively. The Ohio Revised Code states that the employer contribution may not exceed 19.5 percent of covered payroll for police employer units and 24 percent of covered payroll for fire employer units. Active members do not make contributions to the OPEB Plan.

The Board of Trustees is authorized to allocate a portion of the total employer contributions for retiree health care benefits. For 2022, the portion of employer contributions allocated to health care was 0.5 percent of covered payroll. The amount of employer contributions allocated to the health care plan each year is subject to the Trustees' primary responsibility to ensure that pension benefits are adequately funded.

The OP&F Board of Trustees is also authorized to establish requirements for contributions to the health care plan by retirees and their eligible dependents or their surviving beneficiaries. Payment amounts vary depending on the number of covered dependents and the coverage selected.

The City's contractually required contribution to OP&F was \$9,695 for 2022.

Net OPEB Liability (Asset), OPEB Expense, and Deferred Outflows/Inflows of Resources Related to OPEB

The net OPEB liability (asset) and total OPEB liability for OPERS were determined by an actuarial valuation as of December 31, 2020, rolled forward to the measurement date of December 31, 2021, by incorporating the expected value of health care cost accruals, the actual health care payment, and interest accruals during the year. OP&F's total OPEB liability was measured as of December 31, 2021, and was determined by rolling forward the total OPEB liability as of January 1, 2021, to December 31, 2021. The City's proportion of the net OPEB liability (asset) was based on the City's share of contributions to the retirement plan relative to the contributions of all participating entities. Following is information related to the proportionate share and OPEB expense:

	OPERS	OP&F	Total
Proportion of the Net OPEB Liability (Asset):			
Current Measurement Period	0.011842%	0.0707327%	
Prior Measurement Period	0.012116%	0.0706063%	
Change in Proportion	-0.000274%	0.0001264%	
Proportionate Share of the Net			
OPEB Liability (Asset)	\$ (370,910)	\$ 775,291	
OPEB Expense	\$ (441,055)	\$ 105,876	\$ (335,179)

At December 31, 2022, the City reported deferred outflows of resources and deferred inflows of resources related to OPEB from the following sources:

City of Powell
Delaware County, Ohio
Notes to the Basic Financial Statements
For the Year Ended December 31, 2022

	OPERS	OP&F	Total
Deferred Outflows of Resources			
Differences between Expected and Actual Experience	\$ -	\$ 35,269	\$ 35,269
Changes of Assumptions	-	343,168	343,168
Changes in Proportionate Share and Differences in Contributions	-	135,734	135,734
City Contributions Subsequent to the Measurement Date	-	9,695	9,695
Total Deferred Outflows of Resources	\$ -	\$ 523,866	\$ 523,866
Deferred Inflows of Resources			
Differences between Expected and Actual Experience	\$ 56,261	\$ 102,466	\$ 158,727
Net Difference between Projected and Actual Earnings on OPEB Plan Investments	176,823	70,034	246,857
Changes of Assumptions	150,139	90,044	240,183
Changes in Proportionate Share and Differences in Contributions	53,468	16,156	69,624
Total Deferred Inflows of Resources	\$ 436,691	\$ 278,700	\$ 715,391

\$9,695 reported as deferred outflows of resources related to OPEB resulting from City contributions subsequent to the measurement date will be recognized as a reduction/addition of the net OPEB liability (asset) in 2023. Other amounts reported as deferred outflows of resources and deferred inflows of resources related to OPEB will be recognized in OPEB expense as follows:

Year Ending December 31:	OPERS	OP&F	Total
2023	\$ (288,883)	\$ 73,394	\$ (215,489)
2024	(83,778)	62,994	(20,784)
2025	(38,637)	61,711	23,074
2026	(25,393)	4,849	(20,544)
2027	-	15,440	15,440
Thereafter	-	17,083	17,083
Total	\$ (436,691)	\$ 235,471	\$ (201,220)

Actuarial Assumptions – OPERS

Actuarial valuations of an ongoing plan involve estimates of the values of reported amounts and assumptions about the probability of occurrence of events far into the future. Examples include assumptions about future employment, mortality, and cost trends. Actuarially determined amounts are subject to continual review or modification as actual results are compared with past expectations and new estimates are made about the future.

Projections of health care costs for financial reporting purposes are based on the substantive plan (the plan as understood by the employers and plan members) and include the types of coverage provided at the time of each valuation and the historical pattern of sharing of costs between OPERS and plan members. In 2021, the Board's actuarial consultants conducted an experience study for the period 2016 through 2020, comparing historical assumptions to actual results. The experience study incorporates both a historical review and forward-looking projections to determine the appropriate set of assumptions to keep the plan on a path toward full funding. Information from this study led to changes in both demographic and

City of Powell
Delaware County, Ohio
Notes to the Basic Financial Statements
For the Year Ended December 31, 2022

economic assumptions. The actuarial valuation used for 2021 compared to those used for 2020 are as follows:

	<u>December 31, 2021</u>	<u>December 31, 2020</u>
Wage Inflation	2.75 percent	3.25 percent
Projected Salary Increases,	2.75 to 10.75 percent	3.25 to 10.75 percent
	including wage inflation	including wage inflation
Single Discount Rate	6.00 percent	6.00 percent
Investment Rate of Return	6.00 percent	6.00 percent
Municipal Bond Rate	1.84 percent	2.00 percent
Health Care Cost Trend Rate	5.50 percent, initial	8.50 percent, initial
	3.50 percent, ultimate in 2034	3.50 percent, ultimate in 2035
Actuarial Cost Method	Individual Entry Age	Individual Entry Age

For 2021, pre-retirement mortality rates are based on 130 percent of the Pub-2010 General Employee Mortality tables (males and females) for State and Local Government divisions and 170 percent of the Pub-2010 Safety Employee Mortality tables (males and females) for the Public Safety and Law Enforcement divisions. Post-retirement mortality rates are based on 115 percent of the PubG-2010 Retiree Mortality Tables (males and females) for all divisions. Post-retirement mortality rates for disabled retirees are based on the PubNS-2010 Disabled Retiree Mortality Tables (males and females) for all divisions. For all of the previously described tables, the base year is 2010 and mortality rates for a particular calendar year are determined by applying the MP-2020 mortality improvement scales (males and females) to all of these tables.

For 2020, pre-retirement mortality rates are based on the RP-2014 Employees mortality table for males and females, adjusted for mortality improvement back to the observation period base year of 2006. The base year for males and females was then established to be 2015 and 2010, respectively. Post-retirement mortality rates are based on the RP-2014 Healthy Annuitant mortality table for males and females, adjusted for mortality improvement back to the observation period base year of 2006. The base year for males and females was then established to be 2015 and 2010, respectively. Post-retirement mortality rates for disabled retirees are based on the RP-2014 Disabled mortality table for males and females, adjusted for mortality improvement back to the observation period base year of 2006. The base year for males and females was then established to be 2015 and 2010, respectively. Mortality rates for a particular calendar year are determined by applying the MP-2015 mortality improvement scale to all of the above-described tables.

The most recent experience study was completed for the five-year period ended December 31, 2020.

During 2021, OPERS managed investments in three investment portfolios: the Defined Benefit portfolio, the Health Care portfolio and the Defined Contribution portfolio. The Health Care portfolio includes the assets for health care expenses for the Traditional Pension Plan, Combined Plan and Member-Directed Plan eligible members. Within the Health Care portfolio, if any contributions are made into the plans, the contributions are assumed to be received continuously throughout the year based on the actual payroll payable at the time contributions are made. Health care-related payments are assumed to occur mid-year. Accordingly, the money-weighted rate of return is considered to be the same for all plans within the portfolio. The annual money-weighted rate of return expressing investment performance, net of investment expenses and adjusted for the changing amounts actually invested, for the Health Care portfolio was 14.3 percent for 2021.

City of Powell
Delaware County, Ohio
Notes to the Basic Financial Statements
For the Year Ended December 31, 2022

The allocation of investment assets within the Health Care portfolio is approved by the Board of Trustees as outlined in the annual investment plan. Assets are managed on a total return basis with a long-term objective of continuing to offer a sustainable health care program for current and future retirees. OPERS' primary goal is to achieve and maintain a fully funded status for the benefits provided through the defined pension plans. Health care is a discretionary benefit. The long-term expected rate of return on health care investment assets was determined using a building-block method in which best-estimate ranges of expected future rates of return are developed for each major asset class. These ranges are combined to produce the long-term expected rate of return by weighting the expected future rates of return by the target asset allocation percentage, adjusted for inflation. Best estimates of geometric rates of return were provided by the Board's investment consultant. For each major asset class that is included in the Health Care's portfolio's target asset allocation as of December 31, 2021, these best estimates are summarized in the following table:

<u>Asset Class</u>	<u>Target Allocation</u>	<u>Weighted Average Long-Term Expected Real Rate of Return (Geometric)</u>
Fixed Income	34.00%	0.91%
Domestic Equities	25.00	3.78
Real Estate Investment Trust	7.00	3.71
International Equities	25.00	4.88
Risk Parity	2.00	2.92
Other investments	7.00	1.93
Total	100.00%	3.45%

Discount Rate A single discount rate of 6.0 percent was used to measure the total OPEB liability on the measurement date of December 31, 2021. Projected benefit payments are required to be discounted to their actuarial present value using a single discount rate that reflects (1) a long-term expected rate of return on OPEB plan investments (to the extent that the health care fiduciary net position is projected to be sufficient to pay benefits), and (2) tax-exempt municipal bond rate based on an index of 20-year general obligation bonds with an average AA credit rating as of the measurement date (to the extent that the contributions for use with the long-term expected rate are not met). This single discount rate was based on an expected rate of return on the health care investment portfolio of 6.00 percent and a municipal bond rate of 1.84 percent (Fidelity Index's "20-Year Municipal GO AA Index"). The projection of cash flows used to determine this single discount rate assumed that employer contributions will be made at rates equal to the actuarially determined contribution rate. Based on these assumptions, the health care fiduciary net position and future contributions were sufficient to finance health care costs through 2121. As a result, the actuarial assumed long-term expected rate of return on health care investments was applied to projected costs through the year 2121, the duration of the projection period through which projected health care payments are fully funded.

Sensitivity of the City's Proportionate Share of the Net OPEB (Asset) to Changes in the Discount Rate The following table presents the City's proportionate share of the net OPEB (asset) calculated using the single discount rate of 6.00 percent, as well as what the City's proportionate share of the net OPEB (asset) would be if it were calculated using a discount rate that is one-percentage-point lower (5.00 percent) or one-percentage-point higher (7.00 percent) than the current rate:

City of Powell
Delaware County, Ohio
Notes to the Basic Financial Statements
For the Year Ended December 31, 2022

	1% Decrease	Current Discount Rate	1% Increase
City's Proportionate Share of the Net OPEB (Asset)	\$ (218,130)	\$ (370,910)	\$ (497,719)

Sensitivity of the City's Proportionate Share of the Net OPEB (Asset) to Changes in the Health Care Cost Trend Rate Changes in the health care cost trend rate may also have a significant impact on the net OPEB (asset). The following table presents the net OPEB (asset) calculated using the assumed trend rates, and the expected net OPEB (asset) if it were calculated using a health care cost trend rate that is 1.0 percent lower or 1.0 percent higher than the current rate.

Retiree health care valuations use a health care cost-trend assumption that changes over several years built into the assumption. The near-term rates reflect increases in the current cost of health care; the trend starting in 2022 is 5.50 percent. If this trend continues for future years, the projection indicates that years from now virtually all expenditures will be for health care. A more reasonable alternative is the health plan cost trend will decrease to a level at, or near, wage inflation. On this basis, the actuaries project premium rate increases will continue to exceed wage inflation for approximately the next decade, but by less each year, until leveling off at an ultimate rate, assumed to be 3.50 percent in the most recent valuation.

	1% Decrease	Current Trend Rate	1% Increase
City's Proportionate Share of the Net OPEB (Asset)	\$ (374,918)	\$ (370,910)	\$ (366,155)

Actuarial Assumptions – OP&F

OP&F's total OPEB liability as of December 31, 2021, is based on the results of an actuarial valuation date of January 1, 2021, and rolled-forward using generally accepted actuarial procedures. The total OPEB liability is determined by OP&F's actuaries in accordance with GASB Statement No. 74, as part of their annual valuation. Actuarial valuations of an ongoing plan involve estimates of the value of reported amounts and assumptions about probability of occurrence of events far into the future. Examples include assumptions about future employment, mortality, salary increases, disabilities, retirements and employment terminations. Actuarially determined amounts are subject to continual review and potential modifications, as actual results are compared with past expectations and new estimates are made about the future.

Projections of benefits for financial reporting purposes are based on the substantive plan (the plan as understood by the employers and plan members) and include the types of benefits provided at the time of each valuation and the historical pattern of sharing benefit costs between the employers and plan members to that point. The projection of benefits for financial reporting purposes does not explicitly incorporate the potential effects of legal or contractual funding limitations.

Actuarial calculations reflect a long-term perspective. For a newly hired employee, actuarial calculations will take into account the employee's entire career with the employer and also take into consideration the benefits, if any, paid to the employee after termination of employment until the death of the employee and any applicable contingent annuitant. In many cases, actuarial calculations reflect several decades of service with the employer and the payment of benefits after termination.

Key methods and assumptions used in the latest actuarial valuation, reflecting experience study results, are presented below.

City of Powell
Delaware County, Ohio
Notes to the Basic Financial Statements
For the Year Ended December 31, 2022

Valuation Date	January 1, 2021, with Actuarial Liabilities Rolled Forward to December 31, 2021
Actuarial Cost Method	Entry Age Normal
Investment Rate of Return	7.50 Percent
Projected Salary Increases	3.75 Percent to 10.50 Percent
Payroll Growth	3.25 Percent
Blended Discount Rate:	
Current Measurement Date	2.84 Percent
Prior Measurement Date	2.96 Percent
Cost of Living Adjustments	2.20 Percent Simple per Year

In February 2022, the OP&F Board adopted a change in the investment rate of return, changing it from 8 percent for the 2020 measurement period to 7.5 percent for the 2021 measurement period.

Mortality for non-disabled participants is based on the RP-2014 Total Employee and Healthy Annuitant Mortality Tables rolled back to 2006, adjusted according to the rates in the following table, and projected with the Buck Modified 2016 Improvement Scale. Rates for surviving beneficiaries are adjusted by 120 percent.

<u>Age</u>	<u>Police</u>
67 or less	77 %
68-77	105
78 and up	115

Mortality for disabled retirees is based on the RP-2014 Disabled Mortality Tables rolled back to 2006, adjusted according to the rates in the following table, and projected with the Buck Modified 2016 Improvement Scale.

<u>Age</u>	<u>Police</u>
59 or less	35 %
60-69	60
70-79	75
80 and up	100

The most recent experience study was completed for the five-year period ended December 31, 2016.

The long-term expected rate of return on OPEB plan investments was determined using a building-block approach and assumes a time horizon, as defined in the Statement of Investment Policy. A forecasted rate of inflation serves as the baseline for the return expected. Various real return premiums over the baseline inflation rate have been established for each asset class. The long-term expected nominal rate of return has been determined by calculating a weighted averaged of the expected real return premiums for each asset class, adding the projected inflation rate and adding the expected return from rebalancing uncorrelated asset classes. Best estimates of the long-term expected geometric real rates of return for each major asset class included in OP&F's target asset allocation as of December 31, 2021, are summarized below:

City of Powell
Delaware County, Ohio
Notes to the Basic Financial Statements
For the Year Ended December 31, 2022

Asset Class	Target Allocation	Long-Term Expected Real Rate of Return
Cash and Cash Equivalents	- %	- %
Domestic Equity	21.00	3.60
Non-US Equity	14.00	4.40
Private Markets	8.00	6.80
Core Fixed Income *	23.00	1.10
High Yield Fixed Income	7.00	3.00
Private Credit	5.00	4.50
U.S. Inflation Linked Bonds*	17.00	0.80
Midstream Energy Infrastructure	5.00	5.00
Real Assets	8.00	5.90
Gold	5.00	2.40
Private Real Estate	12.00	4.80
Total	<u>125.00 %</u>	

Note: Assumptions are geometric.

* levered 2x

OP&F's Board of Trustees has incorporated the risk parity concept into OP&F's asset liability valuation with the goal of reducing equity risk exposure, which reduces overall Total Portfolio risk without sacrificing return, and creating a more risk-balanced portfolio based on the relationship between asset classes and economic environments. From the notional portfolio perspective above, the Total Portfolio may be levered up to 1.2 times due to the application of leverage in certain fixed income asset classes.

Discount Rate For 2021, the total OPEB liability was calculated using the discount rate of 2.84 percent. For 2020, the total OPEB liability was calculated using the discount rate of 2.96 percent. The projection of cash flows used to determine the discount rate assumed the contribution from employers and from members would be computed based on contribution requirements as stipulated by State statute. Projected inflows from investment earnings were calculated using the longer-term assumed investment rate of return of 7.5 percent. Based on those assumptions, OP&F's fiduciary net position was projected to not be able to make all future benefit payments of current plan members. Therefore, a municipal bond rate of 2.05 percent at December 31, 2021, and 2.12 percent at December 31, 2020, was blended with the long-term rate of 7.5 percent for 2021 and 8 percent for 2020, which resulted in a blended discount rate of 2.84 percent for 2021 and 2.96 percent for 2020. The municipal bond rate was determined using the Bond Buyers General Obligation 20-year Municipal Bond Index Rate. The OPEB plan's fiduciary net position was projected to be available to make all projected OPEB payments until 2037. The long-term expected rate of return on health care investments was applied to projected costs through 2037, and the municipal bond rate was applied to all health care costs after that date.

Sensitivity of the City's Proportionate Share of the Net OPEB Liability to Changes in the Discount Rate Net OPEB liability is sensitive to changes in the discount rate, and to illustrate the potential impact the following table presents the net OPEB liability calculated using the discount rate of 2.84 percent, as well as what the net OPEB liability would be if it were calculated using a discount rate that is one percentage point lower (1.84 percent), or one percentage point higher (3.84 percent) than the current rate.

City of Powell
Delaware County, Ohio
Notes to the Basic Financial Statements
For the Year Ended December 31, 2022

	1% Decrease	Current Discount Rate	1% Increase
City's Proportionate Share of the Net OPEB Liability	\$ 974,558	\$ 775,291	\$ 611,493

NOTE 13 – CONTRACTUAL AND OTHER COMMITMENTS

(a) Contractual Commitments

At December 31, 2022, the City had contractual commitments as follows:

	Contract Amount	Amount Remaining On Contract
Company		
STRAWSER PAVING CO., INC.	\$ 1,775,797	\$ 286,447
GLAUS, PYLE, SCHOMER, BURNS & DEHAVEN, INC	181,636	49,678

(b) Other Commitments

Encumbrance accounting, under which purchase orders, contracts, and other commitments for the expenditure of monies are recorded in order to reserve that portion of the applicable appropriation, is employed by all funds on a budgetary basis of accounting. On the GAAP basis of accounting, encumbrances do not constitute expenditures or liabilities. Outstanding encumbrances in the governmental funds at December 31, 2022 were as follows:

	Governmental Funds
General Fund	\$ 476,842
Street Construction & Maintenance Fund	1,645,096
Other Governmental Funds	547,580
Total	\$ 2,669,518

NOTE 14 – CONTINGENCIES

(a) Grants - For the year ended December 31, 2022, the City received federal and state grants for specific purposes that are subject to review and audit by grantor agencies or their designees. Such audits could lead to a request for reimbursement to the grantor agency for expenditures disallowed under the terms of the grant. Based on prior experience, the City believes such disallowance, if any, would be immaterial.

(b) Litigation - The City is a party to various legal proceedings. The City is of the opinion that the ultimate disposition of claims and legal proceedings will not have a material effect, if any, on the financial condition of the City.

City of Powell
Delaware County, Ohio
Notes to the Basic Financial Statements
For the Year Ended December 31, 2022

NOTE 15 – COMPONENT UNIT

As described in Note 1, the City reports the Powell Community Improvement Corporation (CIC) as a blended component unit because its purpose is to assist the City in advancing, encouraging and promoting the industrial, commercial, distribution and research development within the City, and because the City is able to significantly influence the programs or services performed or provided by the organization.

(a) Authority - The Powell Community Improvement Corporation (CIC) was created by the City of Powell pursuant Ordinance 2010-19 adopted on May 5, 2010 and incorporated as a corporation not-for-profit under the provisions of Chapters 1702 and 1724 of the Ohio Revised Code. The CIC was formed to advance, encourage and promote the industrial, commercial, distribution and research development of the City. The CIC has been designated an Agent for the City for economic development.

(b) Significant Accounting Policies and Disclosures for the CIC - The financial statements of the CIC have been prepared on the accrual basis of accounting in accordance with accounting principles generally accepted accounting principles for local governmental units as prescribed in the statement issued by the Governmental Accounting Standards Board (GASB) and other recognized authoritative sources. The preparation of financial statements requires management to make estimates and assumptions that affect certain reported amounts and disclosures. Accordingly, actual results could differ from those estimates.

At December 31, 2022, the bank balance was \$488,510. Of this amount, \$250,000 was covered by FDIC and the remaining amount was uninsured and collateralized.

The CIC is exempt from federal income tax under Section 501 (c) (6) of the Internal Revenue Code. The CIC application for Section 501 (c) (4) status was approved in 2014.

NOTE 16 - FUND DEFICITS

The Sanitary Sewer Agreements fund has a GAAP basis fund balance deficit of (\$956,467) at December 31, 2022. The GAAP deficit balances are a result of the application of generally accepted accounting principles. The General Fund provides transfers to cover deficit balances; however, that is done when cash is needed rather than when accruals occur.

NOTE 17 – RESTATEMENT OF NET POSITION

In 2022 the City had to restate net position to correct an error in accounting for Capital Assets in 2021. The correction of this error has the following effects on Net Position as of December 31, 2021.

	Governmental Activities
Net Position December 31, 2021	\$ 39,325,868
Adjustments:	
Depreciable Capital Assets	6,063,287
Restated Net Position December 31, 2021	<u>\$ 45,389,155</u>



REQUIRED SUPPLEMENTARY INFORMATION

City of Powell
Delaware County, Ohio
Schedule of Revenues, Expenditures, and Changes in Fund Balance -
Budget and Actual (Non-GAAP Budgetary Basis)
General Fund
For the Year Ended December 31, 2022

	Original Budget	Final Budget	Actual	Variance Over/(Under)
<u>Revenues:</u>				
Taxes:				
Property taxes	\$ 804,000	\$ 804,000	\$ 732,094	\$ (71,906)
Income taxes	11,841,500	11,841,500	13,662,112	1,820,612
Intergovernmental:				
Other intergovernmental	353,200	353,200	412,873	59,673
Licenses and permits	725,300	725,300	742,966	17,666
Charges for services	27,000	27,000	24,408	(2,592)
Fines and forfeitures	2,200	2,200	1,199	(1,001)
Investment income	125,000	125,000	192,163	67,163
Miscellaneous	162,500	162,500	61,232	(101,268)
Total revenues	<u>14,040,700</u>	<u>14,040,700</u>	<u>15,829,047</u>	<u>1,788,347</u>
<u>Expenditures:</u>				
Current:				
Public safety	3,788,323	3,788,323	2,034,544	1,753,779
General government	3,166,132	3,639,778	2,893,538	746,240
Public services	885,118	872,597	670,380	202,217
Parks and recreation	789,534	789,534	593,844	195,690
Community development	1,567,532	1,797,597	1,249,221	548,376
Total expenditures:	<u>10,196,639</u>	<u>10,887,829</u>	<u>7,441,527</u>	<u>3,446,302</u>
Excess (deficiency) of revenues Over (under) expenditures	3,844,061	3,152,871	8,387,520	5,234,649
Other financing sources (uses):				
Proceeds from sale of capital assets	10,000	10,000	892	(9,108)
Insurance claims	25,000	25,000	42,501	17,501
Transfers in	168,500	171,200	285,257	114,057
Transfers out	(474,261)	(2,550,495)	(2,537,972)	12,523
Advance in	90,000	90,000	107,688	17,688
Total other financing sources (uses)	<u>(180,761)</u>	<u>(2,254,295)</u>	<u>(2,101,634)</u>	<u>152,661</u>
Net change in fund balance	3,663,300	898,576	6,285,886	5,387,310
Fund balances at beginning of year	9,855,155	9,855,155	9,855,155	-
Prior year encumbrances appropriated	289,217	289,217	289,217	-
Lapsed encumbrances	436,892	436,892	436,892	-
Fund Balance at End of Year	<u>\$ 14,244,564</u>	<u>\$ 11,479,840</u>	<u>\$ 16,867,150</u>	<u>\$ 5,387,310</u>

City of Powell
Delaware County, Ohio
Schedule of Revenues, Expenditures, and Changes in Fund Balance -
Budget and Actual (Non-GAAP Budgetary Basis)
Street Construction & Maintenance Fund
For the Year Ended December 31, 2022

	Original Budget	Final Budget	Actual	Variance Over/(Under)
<u>Revenues:</u>				
Taxes:				
Property and other taxes	\$ 297,197	\$ 265,183	\$ 232,388	\$ (32,795)
Intergovernmental:				
Motor fuel	874,210	781,473	673,167	(108,306)
Other intergovernmental	111,616	99,814	85,671	(14,143)
Investment income	16,977	14,105	20,849	6,744
Total revenues	<u>1,300,000</u>	<u>1,160,575</u>	<u>1,012,075</u>	<u>(148,500)</u>
<u>Expenditures:</u>				
Current:				
Public services	2,027,483	2,258,478	1,941,231	317,247
Debt service:				
Interest	-	7,818	7,817	1
Total expenditures:	<u>2,027,483</u>	<u>2,266,296</u>	<u>1,949,048</u>	<u>317,248</u>
Excess (deficiency) of revenues Over (under) expenditures	(727,483)	(1,105,721)	(936,973)	168,748
Other financing sources (uses):				
Transfers in	70,000	70,000	245,000	175,000
Transfers out	(70,000)	(70,000)	(70,000)	-
Total other financing sources (uses)	<u>-</u>	<u>-</u>	<u>175,000</u>	<u>175,000</u>
Net change in fund balance	(727,483)	(1,105,721)	(761,973)	343,748
Fund balances at beginning of year	1,835,678	1,835,678	1,835,678	-
Prior year encumbrances appropriated	163,090	163,090	163,090	-
Lapsed encumbrances	164,393	164,393	164,393	-
Fund Balance at End of Year	<u>\$ 1,435,678</u>	<u>\$ 1,057,440</u>	<u>\$ 1,401,188</u>	<u>\$ 343,748</u>

City of Powell, Ohio
Delaware County, Ohio
Notes to the Required Supplementary Information
For the Year Ended December 31, 2022

Budgetary Information

All governmental fund types are subject to annual expenditures budgets. The City Council follows procedures outlined below in establishing the expenditure budget data reported in the Annual Budget adopted for 2022.

In November, the City Manager and the Finance Director submit to City Council an estimate of the expenditures necessary to conduct the affairs of the City for the fiscal year commencing the following January 1. Budget estimates are distributed throughout the City including newspapers and are available to be picked up at the City offices. Public hearings are held to obtain taxpayers comments.

Subsequent to January 1, and after publication of the proposed budget ordinance, the budget is legally enacted through passage of the ordinance. The budget specifies expenditure amounts by category (object) for each activity within each fund. The approved budget is posted on the City's website.

No transfer of appropriations can be made without City Council action, with the exception of certain transfers within a department's appropriation and within the same fund. Expenditures cannot legally exceed appropriations at the object level which is: personnel services, operating expenditures and capital outlay.

Unencumbered appropriations lapse at year-end and additional appropriations are made for any encumbrances carried forward. The City's budgetary process is based upon accounting for certain transactions on a basis other than accounting principles generally accepted in the United States of America (GAAP). Encumbrance accounting is employed in governmental funds. Encumbrances (e.g. purchase orders, contracts) outstanding at year-end are reported as part of the assigned fund balances and do not constitute expenditures or liabilities because the commitments will be reappropriated and honored during the subsequent year.

Budgetary Control

The budgets presented in the required supplementary information are shown in a condensed version of the actual budget. The legal level of budgetary control is at the department level (function - police) and category level (object - personnel services) which is shown in the Schedule of Revenues, Expenditures and Changes in Fund Balance – Budget and Actual statements in the Supplementary Information section.

While reporting financial position and results of operations on the basis of accounting principles generally accepted in the United States of America (GAAP), the budgetary basis, as provided by law, is based upon accounting for certain transactions on a basis of cash receipts, disbursements, and encumbrances. The Statements of Revenues, Expenditures and Changes in Fund Balances – Budget and Actual – Budget (Non-GAAP) Basis, are presented for the General and Major Special Revenue Fund to provide a meaningful comparison of actual results with the budget.

1. Revenues are recorded when received in cash (budget basis) as opposed to when susceptible to accrual (GAAP basis).
2. Expenditures are recorded when paid in cash (budget basis) as opposed to when the liability is incurred (GAAP basis).
3. Encumbrances are treated as expenditures (budget basis) rather than as a restriction, commitment, or assignment of fund balance (GAAP basis).

City of Powell, Ohio
Delaware County, Ohio
Notes to the Required Supplementary Information
For the Year Ended December 31, 2022

4. Advances-In and Advances-Out when applicable, are operating transactions (budget basis) as opposed to balance sheet transactions (GAAP basis).
5. Funds budgeted separately.

The adjustments necessary to convert the results of operations for the year on the GAAP basis to the budget are as follows:

	Net Change in Fund Balances	
	General Fund	Street Construction & Maintenance Fund
GAAP Basis:	\$ 6,895,454	\$ (371,952)
Revenue Accruals	(189,858)	(5,753)
Expenditure Accruals	(85,990)	1,260,828
Other Financing Sources/Uses	143,122	-
Encumbrances	(476,842)	(1,645,096)
Budget Basis	\$ 6,285,886	\$ (761,973)

City of Powell
Delaware County, Ohio
Required Supplementary Information
Schedule of the City's Proportionate Share of the Net Pension Liability
Last Nine Years (1)

	<u>2022</u>	<u>2021</u>	<u>2020</u>	<u>2019</u>
<i>Ohio Public Employees' Retirement System (OPERS)</i>				
City's Proportion of the Net Pension Liability	0.0109470%	0.0112650%	0.0129740%	0.0141750%
City's Proportionate Share of the Net Pension Liability	\$ 952,433	\$ 1,668,101	\$ 2,564,399	\$ 3,882,245
City's Covered Payroll	\$ 1,588,807	\$ 1,586,657	\$ 2,056,286	\$ 2,183,622
City's Proportionate Share of the Net Pension Liability as a Percentage of its Covered Payroll	59.95%	105.13%	124.71%	177.79%
Plan Fiduciary Net Position as a Percentage of the Total Pension Liability	92.62%	86.88%	82.17%	74.70%
<i>Ohio Police and Fire Pension Fund (OPF)</i>				
City's Proportion of the Net Pension Liability	0.0707330%	0.0706060%	0.0704510%	0.0743720%
City's Proportionate Share of the Net Pension Liability	\$ 4,418,970	\$ 4,813,295	\$ 4,745,956	\$ 6,070,720
City's Covered Payroll	\$ 2,003,764	\$ 1,921,205	\$ 1,879,135	\$ 1,875,064
City's Proportionate Share of the Net Pension Liability as a Percentage of its Covered Payroll	220.53%	250.54%	252.56%	323.76%
Plan Fiduciary Net Position as a Percentage of the Total Pension Liability	75.03%	70.65%	69.89%	63.07%

(1) Although this schedule is intended to reflect information for ten years, information prior to 2014 is not available.

Note: The amounts presented for each fiscal year were determined as of the measurement date, which is the prior fiscal year.

See accompanying notes to the required supplementary information.

<u>2018</u>	<u>2017</u>	<u>2016</u>	<u>2015</u>	<u>2014</u>
0.0139870%	0.0137940%	0.0132650%	0.013290%	0.013290%
\$ 2,194,289	\$ 3,132,383	\$ 2,297,665	\$ 1,602,922	\$ 1,566,717
\$ 2,113,059	\$ 2,194,590	\$ 1,851,345	\$ 1,651,650	\$ 1,712,231
103.84%	142.73%	124.11%	97.05%	91.50%
84.66%	77.25%	81.08%	86.45%	86.36%
0.07247979%	0.0671630%	0.0669870%	0.0655312%	0.0655312%
\$ 4,448,412	\$ 4,254,037	\$ 4,309,321	\$ 3,394,789	\$ 3,191,575
\$ 1,769,221	\$ 1,618,860	\$ 1,516,075	\$ 1,443,389	\$ 1,678,395
251.43%	262.77%	284.24%	235.20%	190.16%
70.91%	68.36%	66.77%	72.20%	73.00%

See accompanying notes to the required supplementary information.

City of Powell
Delaware County, Ohio
Required Supplementary Information
Schedule of the City's Contributions - Pension
Last Ten Years

	<u>2022</u>	<u>2021</u>	<u>2020</u>	<u>2019</u>	<u>2018</u>
<i>Ohio Public Employees' Retirement System (OPERS)</i>					
Contractually Required Contribution	\$ 255,900	\$ 222,433	\$ 222,132	\$ 287,880	\$ 305,708
Contributions in Relation to the Contractually Required Contribution	<u>(255,900)</u>	<u>(222,433)</u>	<u>(222,132)</u>	<u>(287,880)</u>	<u>(305,708)</u>
Contribution Deficiency (Excess)	<u>\$ -</u>	<u>\$ -</u>	<u>\$ -</u>	<u>\$ -</u>	<u>\$ -</u>
City's Covered Payroll	\$ 1,827,857	\$ 1,588,807	\$ 1,586,657	\$ 2,056,286	\$ 2,183,622
Contributions as a Percentage of Covered Payroll	14.00%	14.00%	14.00%	14.00%	14.00%
<i>Ohio Police and Fire Pension Fund (OPF)</i>					
Contractually Required Contribution	\$ 368,412	\$ 380,715	\$ 365,029	\$ 357,036	\$ 356,262
Contributions in Relation to the Contractually Required Contribution	<u>\$ (368,412)</u>	<u>\$ (380,715)</u>	<u>\$ (365,029)</u>	<u>\$ (357,036)</u>	<u>\$ (356,262)</u>
Contribution Deficiency (Excess)	<u>\$ -</u>	<u>\$ -</u>	<u>\$ -</u>	<u>\$ -</u>	<u>\$ -</u>
City's Covered Payroll	\$ 1,939,010	\$ 2,003,764	\$ 1,921,205	\$ 1,879,135	\$ 1,875,064
Contributions as a Percentage of Covered Payroll	19.00%	19.00%	19.00%	19.00%	19.00%

(n/a) Information prior to 2013 is not available.

See accompanying notes to the required supplementary information.

<u>2017</u>	<u>2016</u>	<u>2015</u>	<u>2014</u>	<u>2013</u>
\$ 274,698	\$ 263,351	\$ 222,161	\$ 198,198	\$ 222,590
<u>(274,698)</u>	<u>(263,351)</u>	<u>(222,161)</u>	<u>(198,198)</u>	<u>(222,590)</u>
<u>\$ -</u>	<u>\$ -</u>	<u>\$ -</u>	<u>\$ -</u>	<u>\$ -</u>
\$ 2,113,059	\$ 2,194,590	\$ 1,851,345	\$ 1,651,650	\$ 1,712,231
13.00%	12.00%	12.00%	12.00%	13.00%
\$ 336,152	\$ 307,583	\$ 288,054	\$ 274,244	\$ 266,697
<u>(336,152)</u>	<u>(307,583)</u>	<u>(288,054)</u>	<u>(274,244)</u>	<u>(266,697)</u>
<u>\$ -</u>	<u>\$ -</u>	<u>\$ -</u>	<u>\$ -</u>	<u>\$ -</u>
\$ 1,769,221	\$ 1,618,860	\$ 1,516,075	\$ 1,443,389	\$ 1,678,395
19.00%	19.00%	19.00%	19.00%	15.89%

See accompanying notes to the required supplementary information.

CITY OF POWELL, OHIO

*Required Supplementary Information
Schedule of the City's Proportionate Share of the Net OPEB Liability (Asset)
Last Six Years (1)*

	<u>2022</u>		<u>2021</u>		<u>2020</u>
<i>Ohio Public Employees' Retirement System (OPERS)</i>					
City's Proportion of the Net OPEB Liability (Asset)	0.011842%		0.012116%		0.0136080%
City's Proportionate Share of the Net OPEB Liability (Asset)	\$ (370,910)		\$ (215,856)		\$ 1,879,618
City's Covered Payroll	\$ 1,588,807		\$ 1,586,657		\$ 2,056,286
City's Proportionate Share of the Net OPEB Liability (Asset) as a Percentage of its Covered Payroll	-23.35%		-13.60%		91.41%
Plan Fiduciary Net Position as a Percentage of the Total OPEB Liability	128.23%		115.57%		47.08%
<i>Ohio Police and Fire Pension Fund (OPF)</i>					
City's Proportion of the Net OPEB Liability	0.07073300%		0.07060630%		0.07045100%
City's Proportionate Share of the Net OPEB Liability	\$ 775,291		\$ 748,085		\$ 695,896
City's Covered Payroll	\$ 2,003,764		\$ 1,921,205		\$ 1,879,135
City's Proportionate Share of the Net OPEB Liability as a Percentage of its Covered Payroll	38.69%		38.94%		37.03%
Plan Fiduciary Net Position as a Percentage of the Total OPEB Liability	46.86%		45.42%		47.08%

(1) Although this schedule is intended to reflect information for ten years, information prior to 2017 is not available.

Note: The amounts presented for each fiscal year were determined as of the measurement date, which is the prior fiscal year.

See accompanying notes to the required supplementary information.

	2019		2018		2017
	0.0150200%		0.0148900%		0.0146683%
\$	1,958,253	\$	1,616,944	\$	1,481,546
\$	2,183,622	\$	2,113,059	\$	2,194,590
	89.68%		76.52%		67.51%
	46.33%		54.14%		54.05%
	0.07437200%		0.07247970%		0.06716300%
\$	677,271	\$	4,106,598	\$	3,188,077
\$	1,875,064	\$	1,769,221	\$	1,618,860
	36.12%		232.11%		196.93%
	46.57%		14.13%		18.96%

See accompanying notes to the required supplementary information.

CITY OF POWELL, OHIO

Required Supplementary Information
 Schedule of the City's Contributions - OPEB
 Last Ten Years

	2022	2021	2020	2019	2018
Ohio Public Employees' Retirement System (OPERS)					
Contractually Required Contribution	\$ -	\$ -	\$ -	\$ -	\$ -
Contributions in Relation to the Contractually Required Contribution	-	-	-	-	-
Contribution Deficiency (Excess)	\$ -	\$ -	\$ -	\$ -	\$ -
City's Covered Payroll (1)	1,827,857	1,588,807	1,586,657	2,056,286	2,183,622
Contributions as a Percentage of Covered Payroll	0.00%	0.00%	0.00%	0.00%	0.00%
Ohio Police and Fire Pension Fund (OPF)					
Contractually Required Contribution	\$ 9,695	\$ 10,019	\$ 9,606	\$ 9,396	\$ 9,376
Contributions in Relation to the Contractually Required Contribution	(9,695)	(10,019)	(9,606)	(9,396)	(9,376)
Contribution Deficiency (Excess)	\$ -	\$ -	\$ -	\$ -	\$ -
City's Covered Payroll	\$ 1,939,010	\$ 2,003,764	\$ 1,921,205	\$ 1,879,135	\$ 1,875,064
Contributions as a Percentage of Covered Payroll	0.50%	0.50%	0.50%	0.50%	0.50%

(n/a) Although this schedule is intended to reflect information for ten years, information prior to 2013 is not available.

(1) The OPEB plan includes the members from the traditional plan, the combined plan and the member directed plan.

See accompanying notes to the required supplementary information.

<u>2017</u>	<u>2016</u>	<u>2015</u>	<u>2014</u>	<u>2013</u>
\$ 21,131	\$ 43,892	\$ 36,825	\$ 35,518	\$ 15,893
<u>(21,131)</u>	<u>(43,892)</u>	<u>(36,825)</u>	<u>(35,518)</u>	<u>(15,893)</u>
<u>\$ -</u>	<u>\$ -</u>	<u>\$ -</u>	<u>\$ -</u>	<u>\$ -</u>
2,113,059	2,194,590	\$ 1,851,345	\$ 1,651,650	\$ 1,712,231
1.00%	2.00%	2.00%	2.00%	1.00%
\$ 8,846	\$ 8,094	\$ 6,193	\$ 7,299	\$ 51,367
<u>(8,846)</u>	<u>(8,094)</u>	<u>(6,193)</u>	<u>(7,299)</u>	<u>(51,367)</u>
<u>\$ -</u>	<u>\$ -</u>	<u>\$ -</u>	<u>\$ -</u>	<u>\$ -</u>
\$ 1,769,221	\$ 1,618,860	\$ 1,516,075	\$ 1,443,389	\$ 1,678,395
0.50%	0.50%	0.41%	0.51%	3.06%

See accompanying notes to the required supplementary information.

City of Powell
Delaware County, Ohio
Notes to the Required Supplementary Information
For the Year Ended December 31, 2022

NOTE 1 - NET PENSION LIABILITY

Changes in Assumptions – OPERS

Amounts reported incorporate changes in discount rate used in calculating the total pension liability as follows:

	<u>2022</u>	<u>2021</u>	<u>2020</u>	<u>2019</u>	<u>2018</u>
Discount Rate	6.90%	7.20%	7.20%	7.50%	8.00%

Calendar year 2017 reflects an adjustment of the rates of withdrawal, disability, retirement and mortality to more closely reflect actual experience. The expectation of retired life mortality was based on RP-2014 Healthy Annuitant mortality table and RP-2014 Disabled mortality table. Wage inflation rate was also reduced from 3.25 percent to 2.75 percent.

Changes in Benefit Terms – OPERS

In October 2020, the OPERS Board adopted a change in COLA for post-January 7, 2013 retirees, changing it from 1.40 percent simple through 2020 then 2.15 simple to 0.5 percent simple through 2021 then 2.15 percent simple.

In October 2019, the OPERS Board adopted a change in COLA for post-January 7, 2013 retirees, changing it from 3.00 percent simple through 2018 then 2.15 simple to 1.4 percent simple through 2020 then 2.15 percent simple.

Changes in Assumptions – OP&F

For 2021, the single discount rate changed from 8.00 percent to 7.50 percent.

For 2018, the single discount rate changed from 8.25 percent to 8.00 percent.

Changes in Benefit Terms – OP&F

No significant changes in benefit terms.

NOTE 2 - NET OPEB LIABILITY (ASSET)

Changes in Assumptions - OPERS

Amounts reported incorporate changes in key methods and assumptions used in calculating the total OPEB liability as presented as follows:

City of Powell
Delaware County, Ohio
Notes to the Required Supplementary Information
For the Year Ended December 31, 2022

<u>Assumption</u>	<u>2022</u>	<u>2021</u>	<u>2020</u>	<u>2019</u>	<u>2018</u>	<u>2017</u>
Discount Rate	6.00%	6.00%	3.16%	3.96%	3.85%	4.23%
Municipal Bond Rate	1.84%	2.00%	2.75%	3.71%	3.31%	n/a
Health Care Cost Trend Rate	5.50%	8.50%	10.50%	10.00%	7.50%	n/a

For calendar year 2019, the investment rate of return decreased from 6.50 percent to 6.00 percent.

Changes in Benefit Terms – OPERS

For calendar year 2022, the cost of living adjustments decreased from 2.20 percent simple to 2.05 percent simple.

For calendar year 2021, the cost of living adjustments decreased from 3.00 percent simple to 2.20 percent simple.

Changes in Assumptions – OP&F

Amounts reported incorporate changes in key methods and assumptions used in calculating the total OPEB liability as presented as follows:

<u>Assumption</u>	<u>2022</u>	<u>2021</u>	<u>2020</u>	<u>2019</u>	<u>2018</u>	<u>2017</u>
Discount Rate	2.84%	2.96%	3.56%	4.66%	3.24%	3.79%
Municipal Bond Rate	2.05%	2.12%	2.75%	4.13%	3.16%	n/a

Changes in Benefit Terms – OP&F

Beginning January 1, 2019 OP&F changed its retiree health care model to a stipend-based health care model. A stipend funded by OP&F will be placed in individual Health Reimbursement Accounts that retirees will use to be reimbursed for health care expenses.



This page is intentionally left blank



SUPPLEMENTARY INFORMATION

City of Powell

Delaware County, Ohio

Fund Descriptions – Governmental Funds

MAJOR FUNDS

These funds are characterized as “major funds”, as defined by GASB Statement No. 34, *Basic Financial Statements – and Management’s Discussion and Analysis – for State and Local Governments*. The criteria in GASB Statement No. 34 for characterizing a fund as “major” is as follows:

1. The general fund is always a major fund.
2. Total assets and deferred outflows of resources, liabilities and deferred inflows of resources, revenues or expenditures (excluding extraordinary items) of a fund are at least 10% of the corresponding total for all funds of that fund type and
3. Total assets and deferred outflows of resources, liabilities and deferred inflows of resources, revenues or expenditures of a fund are at least 5% of the corresponding total for all governmental and enterprise funds combined.
4. Internal service funds and fiduciary funds are excluded from major fund testing.

General Fund

The general fund is the chief operating fund of the City. The general fund is used to account for all financial activities except those that have been required to be accounted for in another fund. The general fund is the first of the five governmental fund types.

The City has the following administrative departments operating in the general fund: police; parks maintenance; development; building; engineering; public service; administration; council; public information; finance; lands and building maintenance; information technology; and other charges. The City for financial reporting purposes combines the General Fund Reserve, Central Ohio Risk Management Association Fund (CORMA), the Compensated Absences Reserve fund, the 27th Payroll Reserve fund, the Unclaimed Funds fund, and the Flexible Benefit Plan fund with the general fund.

Special Revenue Funds

A special revenue fund is a fund used to account for the proceeds of a specific revenue source (other than major capital projects) that are restricted or committed to expenditures for a specified purpose. Special revenue funds are the second of five governmental fund types.

Street Construction & Maintenance Fund - This fund is required by Ohio Revised Code Sections 4501.04 and 5735.27 to account for receipts from the licensing of motor vehicles and receipts from fuel taxes. The funds are used for the construction, repair and maintenance of the City’s streets. The City for financial reporting purposes combines the Street Construction & Maintenance Fund with the Municipal Motor Vehicle License Tax Fund. However, for internal budgeting/appropriation purposes the two funds are reflected separately.

City of Powell

Delaware County, Ohio

Fund Descriptions – Governmental Funds

Debt Service Funds

These funds are used to account for the accumulation of resources for, and the payment of, general long-term debt principal and interest. Debt service funds are the third of five governmental fund types.

Combined Debt Service Funds - These funds are used to account for the accumulation of resources for, and the payment of, general long-term debt principal and interest. The City for financial reporting purposes combines the individual debt service funds into one Debt Service Fund. However, for budgeting/appropriation purposes the funds are reflected separately.

Capital Projects Funds

A capital projects fund is used for the acquisition or construction of major capital facilities, other than those financed by proprietary funds and trust funds. Capital projects funds are the fourth of five governmental fund types.

Sanitary Sewer Agreements Fund - This fund was established to reimburse a developer for public sewer improvements through the use of an advance by the General Fund. Collections into this fund will come from special assessments placed on the properties in a designated area of the City which will be used to pay back the advance over time.

Nonmajor Funds

Nonmajor Special Revenue Funds

State Highway Improvement Fund - This fund is required by Ohio Revised Code Sections 4501.04 and 5735.27 to account for receipts from licensing fee of motor vehicles and receipts from fuel taxes. These funds are used for the construction, repair and maintenance of the City's section of Highway 750 (or Powell Road).

Parks and Recreation Program Fund - The purpose of this fund is to create, design, sponsor and oversee recreational activities for the community. These are a fee-based activity.

Parks and Recreation (Development) Fund – This fund is used to account for designated developer fees for the development of parks within the City.

American Rescue Plan Act (ARPA) Fund - This fund provides eligible local governments with a substantial infusion of resources to meet pandemic needs and rebuild a stronger and more equitable economy as the country recovers.

Enforcement and Education (D.U.I.) Fund - This fund receives court fees assessed in criminal and traffic cases. The uses of these fees are limited to detection and prevention of driving while impaired. (ORC Section 4511.99).

Board of Pharmacy Fund - This fund receives court fines assessed in drug related cases. The uses of these fines are limited to detection and prevention of drug offenses. (ORC Section 513.99).

City of Powell

Delaware County, Ohio

Fund Descriptions – Governmental Funds

Veteran’s Memorial Fund - This fund was created to receive donations from a variety of sources in order to maintain and assist in construction of the Veteran’s Memorial and the surrounding area.

Law Enforcement Fund - This fund was created to receive funds from Local, State, and Federal Agencies for the seizure of tangible property.

Law Enforcement Assistance Training Fund - This fund was created to receive funds from the State to assist in maintaining our officers’ training.

Police Canine Support Fund - This fund is supported by donations from the community to fund the City’s police canine unit. All expenditures related to the canine unit are accounted for in this fund.

Powell Community Improvement Corporation (CIC) - The Powell CIC is a blended component unit of the City because its purpose is to assist the City in advancing, encouraging and promoting the industrial, commercial, distribution and research development within the City, and because the City is able to significantly influence the programs or services performed or provided by the organization. There is no legally adopted budget for the CIC, therefore no budget versus actual statement is presented in this report.

Nonmajor Capital Project Funds

Downtown TIF (Tax Increment Financing) Public Improvements Fund - This fund is used to account for designated real estate taxes to improve the downtown incentive area.

Seldom Seen TIF (Tax Increment Financing) Public Improvements Fund - This fund is used to account for designated real estate taxes to fund capital projects in the Seldom Seen incentive area.

Seldom Seen TIF (Tax Increment Financing) Park Improvements Fund - This fund is used to account for designated real estate taxes to fund park improvements at Seldom Seen Park.

Sawmill Corridor Commercial Improvement TIF (Tax Increment Financing) Fund - This fund is used to account for designated real estate taxes to fund capital projects in the commercial incentive area.

Capital Improvement Notes Fund - This fund is used to account for designated receipts and pay the expenditures for capital items of the City.

Village Development and Improvement Fund - This fund is used to account for designated developer fees for the development of the City.

Voted Capital Improvement Fund - This fund was established to receive all funding for the capital improvement levy and pay the expenditures associated with the acquisition and construction of parks and other capital items throughout the City, as determined necessary by City Council.



COMBINING STATEMENTS AND INDIVIDUAL FUND SCHEDULES

City of Powell
Delaware County, Ohio
Combining Balance Sheet
Nonmajor Governmental Funds
As of December 31, 2022

	Nonmajor Special Revenue Funds	Nonmajor Capital Projects Funds	Total Nonmajor Governmental Funds
Assets:			
Cash, cash equivalents and investments	\$ 2,383,212	\$ 6,009,579	\$ 8,392,791
Receivables (net of allowances):			
Property and other taxes	-	1,238,000	1,238,000
Accounts	969	-	969
Due from other governments	37,101	12,743	49,844
Loans	20,000	-	20,000
Prepaid items	1,649	-	1,649
Total assets	<u>\$ 2,442,931</u>	<u>\$ 7,260,322</u>	<u>\$ 9,703,253</u>
Liabilities:			
Accounts payable	\$ 21,462	\$ 1,785	\$ 23,247
Accrued wages and benefits	592	-	592
Due to other governments	92	-	92
Contracts payable	298,693	-	298,693
Retainage payable	8,220	-	8,220
Unearned Revenue	2,000	-	2,000
Total liabilities	<u>331,059</u>	<u>1,785</u>	<u>332,844</u>
Deferred Inflows of Resources:			
Property and other local taxes	-	1,238,000	1,238,000
Unavailable revenue	31,078	12,743	43,821
Total deferred inflows of resources	<u>31,078</u>	<u>1,250,743</u>	<u>1,281,821</u>
Fund Balances:			
Nonspendable	1,649	-	1,649
Restricted	1,455,228	5,691,856	7,147,084
Committed	623,917	315,938	939,855
Total fund balances	<u>2,080,794</u>	<u>6,007,794</u>	<u>8,088,588</u>
Total liabilities, deferred inflows of resources, and fund balances	<u>\$ 2,442,931</u>	<u>\$ 7,260,322</u>	<u>\$ 9,703,253</u>

City of Powell
Delaware County, Ohio
Combining Statement of Revenues, Expenditures, and Changes in Fund Balances
Nonmajor Governmental Funds
For the Year Ended December 31, 2022

	Nonmajor Special Revenue Funds	Nonmajor Capital Projects Funds	Total Nonmajor Governmental Funds
Revenues:			
Taxes:			
Property and Other	\$ -	\$ 1,263,643	\$ 1,263,643
Intergovernmental:			
Motor Fuel	54,581	-	54,581
Other Intergovernmental	1,739,947	25,542	1,765,489
Charges for services	340,449	-	340,449
Fines and forfeitures	638	-	638
Development charges	-	125,723	125,723
Investment earnings	2,723	12	2,735
Miscellaneous	228,595	-	228,595
Total revenues	<u>2,366,933</u>	<u>1,414,920</u>	<u>3,781,853</u>
Expenditures:			
Current:			
Public safety	1,411,751	-	1,411,751
General government	-	19,960	19,960
Public services	352,805	-	352,805
Parks and recreation	473,503	-	473,503
Community development	62,217	-	62,217
Debt service:			
Capital outlay	674,569	322,563	997,132
Total expenditures	<u>2,974,845</u>	<u>342,523</u>	<u>3,317,368</u>
Excess of revenues over expenditures	(607,912)	1,072,397	464,485
Other Financing Uses:			
Transfers in	337,000	1,888,711	2,225,711
Transfers out	-	(478,950)	(478,950)
Total other financing sources	<u>337,000</u>	<u>1,409,761</u>	<u>1,746,761</u>
Net change in fund balances	(270,912)	2,482,158	2,211,246
Fund balance at beginning of year	2,351,706	3,525,636	5,877,342
Fund balance at end of year	<u>\$ 2,080,794</u>	<u>\$ 6,007,794</u>	<u>\$ 8,088,588</u>

City of Powell
Delaware County, Ohio
Combining Balance Sheet
Nonmajor Special Revenue Funds
As of December 31, 2022

	State Highway Improvement	Parks and Recreation Program	Parks and Recreation (Development)	American Rescue Plan Act	Enforcement and Education (D.U.I.)
Assets:					
Cash, cash equivalents and investments	\$ 334,454	\$ 156,051	\$ 1,347,307	\$ -	\$ 5,214
Receivables (net of allowances):					
Accounts	277	667	-	-	25
Due from other governments	37,101	-	-	-	-
Loans	-	-	-	-	-
Prepaid items	-	1,099	-	-	-
Total assets	<u>\$ 371,832</u>	<u>\$ 157,817</u>	<u>\$ 1,347,307</u>	<u>\$ -</u>	<u>\$ 5,239</u>
Liabilities:					
Accounts payable	\$ -	\$ 5,834	\$ -	\$ -	\$ -
Accrued wages and benefits	-	592	-	-	-
Due to other governments	-	92	-	-	-
Contracts payable	-	-	298,693	-	-
Retainage payable	-	-	8,220	-	-
Unearned Revenue	-	2,000	-	-	-
Total liabilities	<u>-</u>	<u>8,518</u>	<u>306,913</u>	<u>-</u>	<u>-</u>
Deferred Inflows of Resources:					
Unavailable revenue	31,053	-	-	-	25
Total deferred inflows of resources	<u>31,053</u>	<u>-</u>	<u>-</u>	<u>-</u>	<u>25</u>
Fund Balances:					
Nonspendable	-	1,099	-	-	-
Restricted	340,779	-	1,040,394	-	5,214
Committed	-	148,200	-	-	-
Total fund balances	<u>340,779</u>	<u>149,299</u>	<u>1,040,394</u>	<u>-</u>	<u>5,214</u>
Total liabilities, deferred inflows of resources, and fund balances	<u>\$ 371,832</u>	<u>\$ 157,817</u>	<u>\$ 1,347,307</u>	<u>\$ -</u>	<u>\$ 5,239</u>

Board of Pharmacy	Veteran's Memorial	Law Enforcement	Law Enforcement Assistance Training	Police Canine Support	Powell Community Improvement Corporation	Total Non-major Special Revenue Funds
\$ 7,006	\$ 8,423	\$ 13,192	\$ 20,114	\$ 20,137	\$ 471,314	\$ 2,383,212
-	-	-	-	-	-	969
-	-	-	-	-	-	37,101
-	-	-	-	-	20,000	20,000
-	-	-	-	55	495	1,649
<u>\$ 7,006</u>	<u>\$ 8,423</u>	<u>\$ 13,192</u>	<u>\$ 20,114</u>	<u>\$ 20,192</u>	<u>\$ 491,809</u>	<u>\$ 2,442,931</u>
\$ -	\$ -	\$ -	\$ -	\$ 31	\$ 15,597	\$ 21,462
-	-	-	-	-	-	592
-	-	-	-	-	-	92
-	-	-	-	-	-	298,693
-	-	-	-	-	-	8,220
-	-	-	-	-	-	2,000
<u>-</u>	<u>-</u>	<u>-</u>	<u>-</u>	<u>31</u>	<u>15,597</u>	<u>331,059</u>
-	-	-	-	-	-	31,078
<u>-</u>	<u>-</u>	<u>-</u>	<u>-</u>	<u>-</u>	<u>-</u>	<u>31,078</u>
-	-	-	-	55	495	1,649
7,006	8,423	13,192	20,114	20,106	-	1,455,228
-	-	-	-	-	475,717	623,917
<u>7,006</u>	<u>8,423</u>	<u>13,192</u>	<u>20,114</u>	<u>20,161</u>	<u>476,212</u>	<u>2,080,794</u>
<u>\$ 7,006</u>	<u>\$ 8,423</u>	<u>\$ 13,192</u>	<u>\$ 20,114</u>	<u>\$ 20,192</u>	<u>\$ 491,809</u>	<u>\$ 2,442,931</u>

City of Powell
Delaware County, Ohio
Combining Statement of Revenues, Expenditures, and Changes in Fund Balances
Nonmajor Special Revenue Funds
For the Year Ended December 31, 2022

	State Highway Improvement	Parks and Recreation Program	Parks and Recreation (Development)	American Rescue Plan Act	Enforcement and Education (D.U.I.)
Revenues:					
Intergovernmental:					
Motor Fuel	\$ 54,581	\$ -	\$ -	\$ -	\$ -
Other Intergovernmental	333,308	-	-	1,406,639	-
Charges for services	-	164,593	175,256	-	-
Fines and forfeitures	-	-	-	-	388
Investment earnings	2,723	-	-	-	-
Miscellaneous	-	191,614	-	-	-
Total revenues	<u>390,612</u>	<u>356,207</u>	<u>175,256</u>	<u>1,406,639</u>	<u>388</u>
Expenditures:					
Current:					
Public safety	-	-	-	1,406,639	-
General government	-	-	-	-	-
Public services	352,805	-	-	-	-
Parks and recreation	-	473,143	-	-	-
Community development	-	-	-	-	-
Capital outlay	317,778	-	356,791	-	-
Total expenditures	<u>670,583</u>	<u>473,143</u>	<u>356,791</u>	<u>1,406,639</u>	<u>-</u>
Excess (deficiency) of revenues over (under) expenditures	(279,971)	(116,936)	(181,535)	-	388
Other Financing Sources:					
Transfers in	-	-	-	-	-
Total other financing sources	<u>-</u>	<u>-</u>	<u>-</u>	<u>-</u>	<u>-</u>
Net change in fund balances	(279,971)	(116,936)	(181,535)	-	388
Fund balance at beginning of year	620,750	266,235	1,221,929	-	4,826
Fund balance at end of year	<u>\$ 340,779</u>	<u>\$ 149,299</u>	<u>\$ 1,040,394</u>	<u>\$ -</u>	<u>\$ 5,214</u>

Board of Pharmacy	Veteran's Memorial	Law Enforcement	Law Enforcement Assistance Training	Police Canine Support	Powell Community Improvement Corporation	Total Non-major Special Revenue Funds
\$ -	\$ -	\$ -	\$ -	\$ -	\$ -	\$ 54,581
-	-	-	-	-	-	1,739,947
-	600	-	-	-	-	340,449
250	-	-	-	-	-	638
-	-	-	-	-	-	2,723
-	100	-	10,621	-	26,260	228,595
<u>250</u>	<u>700</u>	<u>-</u>	<u>10,621</u>	<u>-</u>	<u>26,260</u>	<u>2,366,933</u>
-	-	-	-	5,112	-	1,411,751
-	-	-	-	-	-	-
-	-	-	-	-	-	352,805
-	360	-	-	-	-	473,503
-	-	-	-	-	62,217	62,217
-	-	-	-	-	-	674,569
<u>-</u>	<u>360</u>	<u>-</u>	<u>-</u>	<u>5,112</u>	<u>62,217</u>	<u>2,974,845</u>
250	340	-	10,621	(5,112)	(35,957)	(607,912)
-	-	-	-	-	337,000	337,000
<u>-</u>	<u>-</u>	<u>-</u>	<u>-</u>	<u>-</u>	<u>337,000</u>	<u>337,000</u>
250	340	-	10,621	(5,112)	301,043	(270,912)
6,756	8,083	13,192	9,493	25,273	175,169	2,351,706
<u>\$ 7,006</u>	<u>\$ 8,423</u>	<u>\$ 13,192</u>	<u>\$ 20,114</u>	<u>\$ 20,161</u>	<u>\$ 476,212</u>	<u>\$ 2,080,794</u>

City of Powell
Delaware County, Ohio
Schedule of Revenues, Expenditures, and Changes in Fund Balance -
Budget and Actual (Non-GAAP Budgetary Basis)
Major Funds - General Fund
For the Year Ended December 31, 2022

	Final Budget	Actual	Variance Over/(Under)
Revenues:			
Taxes:			
Property taxes	\$ 804,000	\$ 732,094	\$ (71,906)
Income taxes	11,841,500	13,662,112	1,820,612
Other intergovernmental	353,200	412,873	59,673
Licenses and permits	725,300	742,966	17,666
Charges for services	27,000	24,408	(2,592)
Fines and forfeitures	2,200	1,199	(1,001)
Investment earnings	125,000	192,163	67,163
Miscellaneous	162,500	61,232	(101,268)
Total revenues	<u>14,040,700</u>	<u>15,829,047</u>	<u>1,788,347</u>
Expenditures:			
Current:			
Public safety			
Police			
Personnel services	3,457,146	1,739,279	1,717,867
Operating expenditures	203,038	177,070	25,968
Capital outlay	128,139	118,195	9,944
Total Public safety	<u>3,788,323</u>	<u>2,034,544</u>	<u>1,753,779</u>
General government			
Administration			
Personnel services	306,075	281,765	24,310
Operating expenditures	68,826	22,448	46,378
City council			
Personnel services	200,892	183,346	17,546
Operating expenditures	63,961	41,271	22,690
Commercial affairs			
Personnel services	95,667	87,507	8,160
Operating expenditures	55,037	44,463	10,574
Finance			
Personnel services	486,815	476,370	10,445
Operating expenditures	651,639	580,765	70,874
Capital outlay	17,000	16,445	555
Facility maintenance			
Operating expenditures	204,028	181,324	22,704
Capital outlay	74,882	22,907	51,975
Technology			
Operating expenditures	275,795	247,375	28,420
Capital outlay	93,201	90,368	2,833
Other charges			
Operating expenditures	1,045,960	617,184	428,776
Total general government	<u>3,639,778</u>	<u>2,893,538</u>	<u>746,240</u>

City of Powell
Delaware County, Ohio
Schedule of Revenues, Expenditures, and Changes in Fund Balance -
Budget and Actual (Non-GAAP Budgetary Basis)
Major Funds - General Fund
For the Year Ended December 31, 2022

	Final Budget	Actual	Variance Over/(Under)
Public services			
Personnel services	601,888	506,816	95,072
Operating expenditures	270,709	163,564	107,145
Total public services	<u>872,597</u>	<u>670,380</u>	<u>202,217</u>
Parks and recreation			
Maintenance			
Personnel services	449,007	366,453	82,554
Operating expenditures	291,987	195,292	96,695
Capital outlay	48,540	32,099	16,441
Total parks and recreation	<u>789,534</u>	<u>593,844</u>	<u>195,690</u>
Community development			
Development			
Personnel services	525,105	455,582	69,523
Operating expenditures	239,014	30,723	208,291
Building			
Personnel services	342,985	298,201	44,784
Operating expenditures	150,828	95,685	55,143
Capital outlay	4,000	-	4,000
Engineering			
Personnel services	331,944	244,831	87,113
Operating expenditures	203,721	122,494	81,227
Capital outlay	-	1,705	(1,705)
Total community development	<u>1,797,597</u>	<u>1,249,221</u>	<u>548,376</u>
Total expenditures	<u>10,887,829</u>	<u>7,441,527</u>	<u>3,446,302</u>
Excess (deficiency) of revenues Over (under) expenditures	3,152,871	8,387,520	5,234,649
Other financing sources (uses):			
Proceeds from sale of capital assets	10,000	892	(9,108)
Insurance claims	25,000	42,501	17,501
Transfers in	171,200	285,257	114,057
Transfers out	(2,550,495)	(2,537,972)	12,523
Advance in	90,000	107,688	17,688
Total other financing sources (uses)	<u>(2,254,295)</u>	<u>(2,101,634)</u>	<u>152,661</u>
Net change in fund balance	898,576	6,285,886	5,387,310
Fund balances at beginning of year	9,855,155	9,855,155	-
Prior year encumbrances appropriated	289,217	289,217	-
Lapsed encumbrances	436,892	436,892	-
Fund balance at end of year	<u>\$ 11,479,840</u>	<u>\$ 16,867,150</u>	<u>\$ 5,387,310</u>

City of Powell
Delaware County, Ohio
Schedule of Revenues, Expenditures, and Changes in Fund Balance -
Budget and Actual (Non-GAAP Budgetary Basis)
Major Funds - Street Construction & Maintenance Fund
For the Year Ended December 31, 2022

	Final Budget	Actual	Variance Over/(Under)
Revenues:			
Taxes:			
Property taxes	\$ 265,183	\$ 232,388	\$ (32,795)
Intergovernmental:			
Motor fuel	781,473	673,167	(108,306)
Other intergovernmental	99,814	85,671	(14,143)
Investment earnings	14,105	20,849	6,744
Total revenues	<u>1,160,575</u>	<u>1,012,075</u>	<u>(148,500)</u>
Expenditures:			
Current:			
Public services			
Maintenance			
Operating expenditures	1,945,152	1,690,840	254,312
Snow/ice removal			
Operating expenditures	194,562	168,942	25,620
Traffic			
Operating expenditures	118,764	81,449	37,315
Total public services	<u>2,258,478</u>	<u>1,941,231</u>	<u>317,247</u>
Debt service:			
Interest	7,818	7,817	1
Total debt service	<u>7,818</u>	<u>7,817</u>	<u>1</u>
Total expenditures	<u>2,266,296</u>	<u>1,949,048</u>	<u>317,248</u>
Deficiency of revenues under expenditures	(1,105,721)	(936,973)	168,748
Other financing sources (uses):			
Transfers in	70,000	245,000	175,000
Transfers out	(70,000)	(70,000)	-
Total other financing sources (uses)	<u>-</u>	<u>175,000</u>	<u>175,000</u>
Net change in fund balance	(1,105,721)	(761,973)	343,748
Fund balances at beginning of year	1,835,678	1,835,678	-
Prior year encumbrances appropriated	163,090	163,090	-
Lapsed encumbrances	164,393	164,393	-
Fund Balance at End of Year	<u>\$ 1,057,440</u>	<u>\$ 1,401,188</u>	<u>\$ 343,748</u>

City of Powell
Delaware County, Ohio
Schedule of Revenues, Expenditures, and Changes in Fund Balance -
Budget and Actual (Non-GAAP Budgetary Basis)
Major Funds - Debt Service Fund
For the Year Ended December 31, 2022

	Final Budget	Actual	Variance Over/(Under)
Revenues:			
Taxes:			
Property taxes	\$ 584,359	\$ 513,613	\$ (70,746)
Intergovernmental:			
Other intergovernmental	1,045	67,071	66,026
Development charges	2,115,261	2,082,800	(32,461)
Investment earnings	-	32	32
Total revenues	<u>2,700,665</u>	<u>2,663,516</u>	<u>(37,149)</u>
Expenditures:			
Current:			
General government			
Operating expenditures	<u>7,415</u>	<u>6,598</u>	<u>817</u>
Total general government	<u>7,415</u>	<u>6,598</u>	<u>817</u>
Debt service:			
Principal	2,890,000	2,890,000	-
Interest	<u>398,545</u>	<u>398,545</u>	<u>-</u>
Total debt service	<u>3,288,545</u>	<u>3,288,545</u>	<u>-</u>
Total expenditures	<u>3,295,960</u>	<u>3,295,143</u>	<u>817</u>
Deficiency of revenues			
Under expenditures	(595,295)	(631,627)	(36,332)
Other financing sources (uses):			
Transfers in	<u>362,950</u>	<u>362,950</u>	<u>-</u>
Total other financing sources (uses)	<u>362,950</u>	<u>362,950</u>	<u>-</u>
Net change in fund balance	(232,345)	(268,677)	(36,332)
Fund balances at beginning of year	<u>275,325</u>	<u>275,325</u>	<u>-</u>
Fund balance at end of year	<u>\$ 42,980</u>	<u>\$ 6,648</u>	<u>\$ (36,332)</u>

City of Powell
Delaware County, Ohio
Schedule of Revenues, Expenditures, and Changes in Fund Balance -
Budget and Actual (Non-GAAP Budgetary Basis)
Major Funds - Sanitary Sewer Agreements Fund
For the Year Ended December 31, 2022

	Final Budget	Actual	Variance Over/(Under)
Revenues:			
Development charges	\$ 172,800	\$ 142,669	\$ (30,131)
Total revenues	<u>172,800</u>	<u>142,669</u>	<u>(30,131)</u>
Expenditures:			
Current:			
General government			
Operating expenditures	4,000	2,985	1,015
Total expenditures	<u>4,000</u>	<u>2,985</u>	<u>1,015</u>
Excess of revenues Over expenditures	168,800	139,684	(29,116)
Other financing uses:			
Transfers out	(33,000)	(31,996)	1,004
Advance out	(135,800)	(107,688)	28,112
Total other financing uses	<u>(168,800)</u>	<u>(139,684)</u>	<u>29,116</u>
Net change in fund balance	-	-	-
Fund balances at beginning of year	-	-	-
Fund balance at end of year	<u>\$ -</u>	<u>\$ -</u>	<u>\$ -</u>



This page is intentionally left blank

City of Powell
Delaware County, Ohio
Schedule of Revenues, Expenditures, and Changes in Fund Balance -
Budget and Actual (Non-GAAP Budgetary Basis)
Nonmajor Special Revenue Funds
For the Year Ended December 31, 2022

State Highway Improvement Fund

	Final Budget	Actual	Variance Over/(Under)
Revenues:			
Intergovernmental:			
Motor fuel	\$ 53,925	\$ 54,581	\$ 656
Other intergovernmental	337,235	337,879	644
Investment earnings	500	2,446	1,946
Total revenues	<u>391,660</u>	<u>394,906</u>	<u>3,246</u>
Expenditures:			
Current:			
Public services			
Maintenance			
Operating expenditures	400,000	349,945	50,055
Capital outlay	-	317,778	(317,778)
Storm Sewers			
Operating expenditures	100,000	-	100,000
Traffic			
Operating expenditures	33,000	6,763	26,237
Total expenditures	<u>533,000</u>	<u>674,486</u>	<u>(141,486)</u>
Net change in fund balance	(141,340)	(279,580)	(138,240)
Fund balances at beginning of year	602,131	602,131	-
Prior year encumbrances appropriated	8,000	8,000	-
Fund balance at end of year	<u>\$ 468,791</u>	<u>\$ 330,551</u>	<u>\$ (138,240)</u>

City of Powell
Delaware County, Ohio
Schedule of Revenues, Expenditures, and Changes in Fund Balance -
Budget and Actual (Non-GAAP Budgetary Basis)
Nonmajor Special Revenue Funds
For the Year Ended December 31, 2022

Parks and Recreation Program Fund

	Final Budget	Actual	Variance Over/(Under)
Revenues:			
Intergovernmental:			
Other intergovernmental	\$ -	\$ 2,000	\$ 2,000
Charges for services	150,000	164,262	14,262
Miscellaneous	310,250	191,278	(118,972)
Total revenues	<u>460,250</u>	<u>357,540</u>	<u>(102,710)</u>
Expenditures:			
Current:			
Parks and recreation			
Personnel services	69,092	434,445	(365,353)
Operating expenditures	484,285	54,739	429,546
Total expenditures	<u>553,377</u>	<u>489,184</u>	<u>64,193</u>
Net change in fund balance	(93,127)	(131,644)	(38,517)
Fund balances at beginning of year	236,093	236,093	-
Prior year encumbrances appropriated	4,235	4,235	-
Lapsed encumbrances	30,715	30,715	-
Fund balance at end of year	<u>\$ 177,916</u>	<u>\$ 139,399</u>	<u>\$ (38,517)</u>

City of Powell
Delaware County, Ohio
Schedule of Revenues, Expenditures, and Changes in Fund Balance -
Budget and Actual (Non-GAAP Budgetary Basis)
Nonmajor Special Revenue Funds
For the Year Ended December 31, 2022

Parks and Recreation (Development) Fund

	Final Budget	Actual	Variance Over/(Under)
Revenues:			
Charges for services	\$ 300,000	\$ 175,256	\$ (124,744)
Total revenues	<u>300,000</u>	<u>175,256</u>	<u>(124,744)</u>
Expenditures:			
Current:			
Parks and recreation			
Operating expenditures	100,000	-	100,000
Capital outlay	414,883	470,822	(55,939)
Total expenditures	<u>514,883</u>	<u>470,822</u>	<u>44,061</u>
Net change in fund balance	(214,883)	(295,566)	(80,683)
Fund balances at beginning of year	1,210,047	1,210,047	-
Prior year encumbrances appropriated	11,883	11,883	
Fund balance at end of year	<u>\$ 1,007,047</u>	<u>\$ 926,364</u>	<u>\$ (80,683)</u>

City of Powell
Delaware County, Ohio
Schedule of Revenues, Expenditures, and Changes in Fund Balance -
Budget and Actual (Non-GAAP Budgetary Basis)
Nonmajor Special Revenue Funds
For the Year Ended December 31, 2022

Enforcement and Education (D.U.I.) Fund

	Final Budget	Actual	Variance Over/(Under)
Revenues:			
Fines and forfeitures	\$ 200	\$ 388	\$ 188
Total revenues	<u>200</u>	<u>388</u>	<u>188</u>
Expenditures:			
Current:			
Public safety			
Operating expenditures	1,000	-	1,000
Total expenditures	<u>1,000</u>	<u>-</u>	<u>1,000</u>
Net change in fund balance	(800)	388	1,188
Fund balances at beginning of year	4,826	4,826	-
Fund balance at end of year	<u>\$ 4,026</u>	<u>\$ 5,214</u>	<u>\$ 1,188</u>

City of Powell
Delaware County, Ohio
Schedule of Revenues, Expenditures, and Changes in Fund Balance -
Budget and Actual (Non-GAAP Budgetary Basis)
Nonmajor Special Revenue Funds
For the Year Ended December 31, 2022

Board of Pharmacy Fund

	Final Budget	Actual	Variance Over/(Under)
Revenues:			
Fines and forfeitures	\$ 100	\$ 250	\$ 150
Total revenues	<u>100</u>	<u>250</u>	<u>150</u>
Net change in fund balance	100	250	150
Fund balances at beginning of year	6,756	6,756	-
Fund balance at end of year	<u>\$ 6,856</u>	<u>\$ 7,006</u>	<u>\$ 150</u>

City of Powell
Delaware County, Ohio
Schedule of Revenues, Expenditures, and Changes in Fund Balance -
Budget and Actual (Non-GAAP Budgetary Basis)
Nonmajor Special Revenue Funds
For the Year Ended December 31, 2022

Veteran's Memorial Fund

	Final Budget	Actual	Variance Over/(Under)
Revenues:			
Charges for services	\$ 300	\$ 600	\$ 300
Miscellaneous	-	100	100
Total revenues	<u>300</u>	<u>700</u>	<u>400</u>
Expenditures:			
Current:			
Parks and recreation			
Operating expenditures	400	360	40
Total expenditures	<u>400</u>	<u>360</u>	<u>40</u>
Net change in fund balance	(100)	340	440
Fund balances at beginning of year	7,883	7,883	-
Prior year encumbrances appropriated	160	160	-
Lapsed encumbrances	40	40	-
Fund balance at end of year	<u>\$ 7,983</u>	<u>\$ 8,423</u>	<u>\$ 440</u>

City of Powell
Delaware County, Ohio
Schedule of Revenues, Expenditures, and Changes in Fund Balance -
Budget and Actual (Non-GAAP Budgetary Basis)
Nonmajor Special Revenue Funds
For the Year Ended December 31, 2022

Law Enforcement Fund

	Final Budget	Actual	Variance Over/(Under)
Revenues:			
Fines and forfeitures	\$ 400	\$ -	\$ (400)
Total revenues	<u>400</u>	<u>-</u>	<u>(400)</u>
Expenditures:			
Current:			
Public safety			
Operating expenditures	2,500	-	2,500
Capital outlay	<u>2,500</u>	<u>-</u>	<u>2,500</u>
Total expenditures	<u>5,000</u>	<u>-</u>	<u>5,000</u>
Net change in fund balance	(4,600)	-	4,600
Fund balances at beginning of year	13,194	13,192	2
Fund balance at end of year	<u>\$ 8,594</u>	<u>\$ 13,192</u>	<u>\$ 4,602</u>

City of Powell
Delaware County, Ohio
Schedule of Revenues, Expenditures, and Changes in Fund Balance -
Budget and Actual (Non-GAAP Budgetary Basis)
Nonmajor Special Revenue Funds
For the Year Ended December 31, 2022

Law Enforcement Assistance Training Fund

	Final Budget	Actual	Variance Over/(Under)
Revenues:			
Miscellaneous	\$ 2,000	\$ 10,621	\$ 8,621
Total revenues	<u>2,000</u>	<u>10,621</u>	<u>8,621</u>
Expenditures:			
Current:			
Public safety			
Operating expenditures	5,000	-	5,000
Total expenditures	<u>5,000</u>	<u>-</u>	<u>5,000</u>
Net change in fund balance	(3,000)	10,621	13,621
Fund balances at beginning of year	9,493	9,493	-
Fund balance at end of year	<u>\$ 6,493</u>	<u>\$ 20,114</u>	<u>\$ 13,621</u>

City of Powell
Delaware County, Ohio
Schedule of Revenues, Expenditures, and Changes in Fund Balance -
Budget and Actual (Non-GAAP Budgetary Basis)
Nonmajor Special Revenue Funds
For the Year Ended December 31, 2022

Police Canine Support Fund

	Final Budget	Actual	Variance Over/(Under)
Revenues:			
Miscellaneous	\$ 5,000	\$ -	\$ (5,000)
Total revenues	<u>5,000</u>	<u>-</u>	<u>(5,000)</u>
Expenditures:			
Current:			
Public safety			
Operating expenditures	12,593	5,960	6,633
Total expenditures	<u>12,593</u>	<u>5,960</u>	<u>6,633</u>
Net change in fund balance	(7,593)	(5,960)	1,633
Fund balances at beginning of year	22,835	22,835	-
Prior year encumbrances appropriated	292	292	-
Lapsed encumbrances	2,301	2,301	-
Fund balance at end of year	<u>\$ 17,835</u>	<u>\$ 19,468</u>	<u>\$ 1,633</u>

City of Powell
Delaware County, Ohio
Schedule of Revenues, Expenditures, and Changes in Fund Balance -
Budget and Actual (Non-GAAP Budgetary Basis)
Nonmajor Special Revenue Funds
For the Year Ended December 31, 2022

American Relief Plan Act Fund

	Final Budget	Actual	Variance Over/(Under)
Revenues:			
Intergovernmental:			
Other intergovernmental	\$ 700,523	\$ 706,116	\$ 5,593
Total revenues	<u>700,523</u>	<u>706,116</u>	<u>5,593</u>
Expenditures:			
Current:			
Public Safety			
Personnel services	\$ 1,406,639	\$ 1,406,639	\$ -
Total expenditures	<u>1,406,639</u>	<u>1,406,639</u>	<u>-</u>
Net change in fund balance	(706,116)	(700,523)	5,593
Fund balances at beginning of year	700,523	700,523	-
Fund balance at end of year	<u>\$ (5,593)</u>	<u>\$ -</u>	<u>\$ 5,593</u>

City of Powell
Delaware County, Ohio
Combining Balance Sheet
Nonmajor Capital Projects Funds
As of December 31, 2022

	Downtown TIF Public Improvements	Seldom Seen TIF Public Improvements	Seldom Seen TIF Park Improvements	Sawmill Corridor Commercial Improvement TIF
Assets:				
Cash, cash equivalents and investments	\$ 2,720,791	\$ 1,595	\$ 273,819	\$ 1,064,582
Receivables (net of allowances)				
Property and other taxes	485,500	282,500	-	470,000
Due from other governments	12,743	-	-	-
Total assets	<u>\$ 3,219,034</u>	<u>\$ 284,095</u>	<u>\$ 273,819</u>	<u>\$ 1,534,582</u>
Liabilities:				
Accounts payable	\$ -	\$ -	\$ -	\$ -
Total liabilities	<u>-</u>	<u>-</u>	<u>-</u>	<u>-</u>
Deferred Inflows of Resources:				
Property and other local taxes	485,500	282,500	-	470,000
Unavailable revenue	12,743	-	-	-
Total deferred inflows of resources	<u>498,243</u>	<u>282,500</u>	<u>-</u>	<u>470,000</u>
Fund Balances:				
Restricted	2,720,791	1,595	273,819	1,064,582
Committed	-	-	-	-
Total fund balances	<u>2,720,791</u>	<u>1,595</u>	<u>273,819</u>	<u>1,064,582</u>
Total liabilities, deferred inflows of resources, and fund balances	<u>\$ 3,219,034</u>	<u>\$ 284,095</u>	<u>\$ 273,819</u>	<u>\$ 1,534,582</u>

Capital Improvement Notes (Projects)	Village Development and Improvement	Voted Capital Improvement	Total Non-major Capital Project Funds
\$ 1,597,747	\$ 315,938	\$ 35,107	\$ 6,009,579
-	-	-	1,238,000
-	-	-	12,743
<u>\$ 1,597,747</u>	<u>\$ 315,938</u>	<u>\$ 35,107</u>	<u>\$ 7,260,322</u>
\$ 1,785	\$ -	\$ -	\$ 1,785
<u>1,785</u>	<u>-</u>	<u>-</u>	<u>1,785</u>
-	-	-	1,238,000
-	-	-	12,743
<u>-</u>	<u>-</u>	<u>-</u>	<u>1,250,743</u>
1,595,962	-	35,107	5,691,856
-	315,938	-	315,938
<u>1,595,962</u>	<u>315,938</u>	<u>35,107</u>	<u>6,007,794</u>
<u>\$ 1,597,747</u>	<u>\$ 315,938</u>	<u>\$ 35,107</u>	<u>\$ 7,260,322</u>

City of Powell
Delaware County, Ohio
Combining Statement of Revenues, Expenditures, and Changes in Fund Balance
Nonmajor Capital Projects Funds
For the Year Ended December 31, 2022

	Downtown TIF Public Improvements	Seldom Seen TIF Public Improvements	Seldom Seen TIF Park Improvements	Sawmill Corridor Commercial Improvement TIF
Revenues:				
Taxes:				
Property and Other	\$ 563,420	\$ 240,868	\$ -	\$ 459,355
Intergovernmental:				
Other Intergovernmental	25,542	-	-	-
Development charges	-	-	-	-
Investment earnings	-	-	-	-
Total revenues	<u>588,962</u>	<u>240,868</u>	<u>-</u>	<u>459,355</u>
Expenditures:				
Current:				
General government	10,415	2,561	-	6,984
Capital outlay	32,299	69,762	-	178,753
Total expenditures	<u>42,714</u>	<u>72,323</u>	<u>-</u>	<u>185,737</u>
Excess (deficiency) of revenues over (under) expenditures	546,248	168,545	-	273,618
Other Financing Uses:				
Transfers in	-	-	-	-
Transfers out	-	(166,950)	-	-
Total other financing uses	<u>-</u>	<u>(166,950)</u>	<u>-</u>	<u>-</u>
Net change in fund balances	546,248	1,595	-	273,618
Fund balance at beginning of year	2,174,543	-	273,819	790,964
Fund balance at end of year	<u>\$ 2,720,791</u>	<u>\$ 1,595</u>	<u>\$ 273,819</u>	<u>\$ 1,064,582</u>

Capital Improvement Notes (Projects)	Village Development and Improvement	Voted Capital Improvement	Total Non-major Capital Project Funds
\$ -	\$ -	\$ -	\$ 1,263,643
-	-	-	25,542
-	125,723	-	125,723
-	-	12	12
-	125,723	12	1,414,920
-	-	-	19,960
41,749	-	-	322,563
41,749	-	-	342,523
(41,749)	125,723	12	1,072,397
1,888,711	-	-	1,888,711
(312,000)	-	-	(478,950)
1,576,711	-	-	1,409,761
1,534,962	125,723	12	2,482,158
61,000	190,215	35,095	3,525,636
\$ 1,595,962	\$ 315,938	\$ 35,107	\$ 6,007,794

City of Powell
Delaware County, Ohio
Schedule of Revenues, Expenditures, and Changes in Fund Balance -
Budget and Actual (Non-GAAP Budgetary Basis)
Nonmajor Capital Projects Funds
For the Year Ended December 31, 2022

Downtown TIF Public Improvements Fund

	Final Budget	Actual	Variance Over/(Under)
Revenues:			
Taxes:			
Property taxes	\$ 485,500	\$ 569,706	\$ 84,206
Intergovernmental:			
Other intergovernmental	9,710	25,542	15,832
Total revenues	<u>495,210</u>	<u>595,248</u>	<u>100,038</u>
Expenditures:			
Current:			
General government			
Operating expenditures	8,150	10,955	(2,805)
Capital outlay	36,870	33,449	3,421
Total expenditures	<u>45,020</u>	<u>44,404</u>	<u>616</u>
Net change in fund balance	450,190	550,844	100,654
Fund balances at beginning of year	2,166,462	2,166,462	-
Prior year encumbrances appropriated	2,945	2,945	-
Fund balance at end of year	<u>\$ 2,619,597</u>	<u>\$ 2,720,251</u>	<u>\$ 100,654</u>

City of Powell
Delaware County, Ohio
Schedule of Revenues, Expenditures, and Changes in Fund Balance -
Budget and Actual (Non-GAAP Budgetary Basis)
Nonmajor Capital Projects Funds
For the Year Ended December 31, 2022

Seldom Seen TIF Public Improvements Fund

	Final Budget	Actual	Variance Over/(Under)
Revenues:			
Taxes:			
Property taxes	\$ 277,000	\$ 240,868	\$ (36,132)
Total revenues	<u>277,000</u>	<u>240,868</u>	<u>(36,132)</u>
Expenditures:			
Current:			
General government			
Operating expenditures	3,000	2,561	439
Capital outlay	70,000	69,762	238
Total expenditures	<u>73,000</u>	<u>72,323</u>	<u>677</u>
Deficiency of revenues under expenditures	204,000	168,545	(35,455)
Other financing uses:			
Transfers out	(166,950)	(166,950)	-
Total other financing uses	<u>(166,950)</u>	<u>(166,950)</u>	<u>-</u>
Net change in fund balance	37,050	1,595	(35,455)
Fund balances at beginning of year	-	-	-
Fund balance at end of year	<u>\$ 37,050</u>	<u>\$ 1,595</u>	<u>\$ (35,455)</u>

City of Powell
Delaware County, Ohio
Schedule of Revenues, Expenditures, and Changes in Fund Balance -
Budget and Actual (Non-GAAP Budgetary Basis)
Nonmajor Capital Projects Funds
For the Year Ended December 31, 2022

Seldom Seen TIF Park Improvements Fund

	Final Budget	Actual	Variance Over/(Under)
Revenues:			
Investment earnings	\$ 100	\$ -	\$ (100)
Total revenues	<u>100</u>	<u>-</u>	<u>(100)</u>
Expenditures:			
Current:			
Capital outlay	266,344	-	266,344
Total expenditures	<u>266,344</u>	<u>-</u>	<u>266,344</u>
Net change in fund balance	(266,244)	-	266,244
Fund balances at beginning of year	33,974	33,974	-
Prior year encumbrances appropriated	239,845	239,845	-
Fund balance at end of year	<u>\$ 7,575</u>	<u>\$ 273,819</u>	<u>\$ 266,244</u>

City of Powell
Delaware County, Ohio
Schedule of Revenues, Expenditures, and Changes in Fund Balance -
Budget and Actual (Non-GAAP Budgetary Basis)
Nonmajor Capital Projects Funds
For the Year Ended December 31, 2022

Sawmill Corridor Commercial Improvements TIF Fund

	Final Budget	Actual	Variance Over/(Under)
Revenues:			
Taxes:			
Property taxes	\$ 462,000	\$ 459,355	\$ (2,645)
Total revenues	<u>462,000</u>	<u>459,355</u>	<u>(2,645)</u>
Expenditures:			
Current:			
General government			
Operating expenditures	5,500	6,984	(1,484)
Capital outlay	250,000	178,753	71,247
Total expenditures	<u>255,500</u>	<u>185,737</u>	<u>69,763</u>
Net change in fund balance	206,500	273,618	67,118
Fund balances at beginning of year	790,962	790,964	(2)
Fund balance at end of year	<u>\$ 997,462</u>	<u>\$ 1,064,582</u>	<u>\$ 67,116</u>

City of Powell
Delaware County, Ohio
Schedule of Revenues, Expenditures, and Changes in Fund Balance -
Budget and Actual (Non-GAAP Budgetary Basis)
Nonmajor Capital Projects Funds
For the Year Ended December 31, 2022

Village Development and Improvement Fund

	Final Budget	Actual	Variance Over/(Under)
Revenues:			
Development charges	\$ 75,000	\$ 125,723	\$ 50,723
Total revenues	<u>75,000</u>	<u>125,723</u>	<u>50,723</u>
Expenditures:			
Current:			
Capital outlay	125,000	-	125,000
Total expenditures	<u>125,000</u>	<u>-</u>	<u>125,000</u>
Net change in fund balance	(50,000)	125,723	175,723
Fund balances at beginning of year	190,216	190,215	1
Fund balance at end of year	<u>\$ 140,216</u>	<u>\$ 315,938</u>	<u>\$ 175,724</u>

City of Powell
Delaware County, Ohio
Schedule of Revenues, Expenditures, and Changes in Fund Balance -
Budget and Actual (Non-GAAP Budgetary Basis)
Nonmajor Capital Projects Funds
For the Year Ended December 31, 2022

Voted Capital Improvements Fund

	Final Budget	Actual	Variance Over/(Under)
Revenues:			
Investment earnings	\$ 50	\$ 12	\$ (38)
Total revenues	<u>50</u>	<u>12</u>	<u>(38)</u>
Expenditures:			
Current:			
Public services			
Capital outlay	32,674	-	32,674
Total expenditures	<u>32,674</u>	<u>-</u>	<u>32,674</u>
Net change in fund balance	(32,624)	12	32,636
Fund balances at beginning of year	20,378	20,378	-
Prior year encumbrances appropriated	14,717	14,717	-
Fund balance at end of year	<u>\$ 2,471</u>	<u>\$ 35,107</u>	<u>\$ 32,636</u>

City of Powell
Delaware County, Ohio
Schedule of Revenues, Expenditures, and Changes in Fund Balance -
Budget and Actual (Non-GAAP Budgetary Basis)
Nonmajor Capital Projects Funds
For the Year Ended December 31, 2022

Capital Improvement Notes Fund

	Final Budget	Actual	Variance Over/(Under)
Expenditures:			
Current:			
Public services			
Capital outlay	\$ 151,647	\$ 131,193	\$ 20,454
Total expenditures	<u>151,647</u>	<u>131,193</u>	<u>20,454</u>
Excess (deficiency) of revenues			
Over (under) expenditures	(151,647)	(131,193)	(20,454)
Other financing uses:			
Transfers in	1,888,711	1,888,711	-
Transfers out	(312,000)	(312,000)	-
Total other financing uses	<u>1,576,711</u>	<u>1,576,711</u>	<u>-</u>
Net change in fund balance	1,425,064	1,445,518	20,454
Fund balances at beginning of year	61,000	61,000	-
Fund balance at end of year	<u>\$ 1,486,064</u>	<u>\$ 1,506,518</u>	<u>\$ 20,454</u>

City of Powell

Delaware County, Ohio

Fund Descriptions – Custodial Funds

Custodial Funds

Custodial funds are used to report fiduciary activities that are not required to reported in a trust fund. These funds do not account for the City's own source revenue. The following are the City's custodial funds:

Board of Building Standards Fund - The City collects the 3% required State of Ohio fee on all commercial building projects. The deposits are remitted to the state on a monthly basis.

Development (Engineering) Inspections Fund - The City collects fees from developers to pay for the inspections of infrastructure improvements in subdivisions. These inspections are handled by other organizations and are remitted on a billed basis. Any remaining fees are refunded at the developer's request. If after one-year after the close of the project the funds there has been no refund request the balance becomes the property of the City.

Escrowed Deposits Fund - The City collects security deposits for the use of the Community Meeting Room and for the construction of decks. These are returned to the depositor at completion. The security deposits for the Community Meeting Room may become the property of the City if the room was left damaged or unclean.

Fingerprint Processing Fees Fund - The City collects fees for fingerprint processing. A portion of this fee is to cover the costs of processing with the Ohio Bureau of Criminal Investigation Office. The City is invoiced monthly for this service based on the number of background checks performed.

City of Powell
Delaware County, Ohio
Combining Statement of Fiduciary Net Position
Custodial Funds
As of December 31, 2022

	<u>Board of Building Standards</u>	<u>Development (Engineering) Inspections</u>	<u>Escrowed Deposits</u>	<u>Fingerprint Processing Fees</u>	<u>Total Custodial Funds</u>
Assets:					
Cash, cash equivalents and investments	\$ 364	\$ 685,895	\$ 92,532	\$ 1,236	\$ 780,027
Receivables (net of allowances)					
Accounts	203	-	-	95	298
Total assets	<u>\$ 567</u>	<u>\$ 685,895</u>	<u>\$ 92,532</u>	<u>\$ 1,331</u>	<u>\$ 780,325</u>
Liabilities:					
Accounts payable	-	534	-	1,241	1,775
Total liabilities	<u>-</u>	<u>534</u>	<u>-</u>	<u>1,241</u>	<u>1,775</u>
Net Position:					
Restricted for individuals, corporations, and other governments	567	685,361	92,532	90	778,550
Total net position	<u>\$ 567</u>	<u>\$ 685,361</u>	<u>\$ 92,532</u>	<u>\$ 90</u>	<u>\$ 778,550</u>

City of Powell
Delaware County, Ohio
Combining Statement of Changes in Fiduciary Net Position
Custodial Funds
For the Year Ended December 31, 2022

	Board of Building Standards	Development (Engineering) Inspections	Escrowed Deposits	Fingerprint Processing Fees	Total Custodial Funds
Additions					
Licenses, permits, and fees for other organizations and governments	\$ 8,670	\$ 25,041	\$ 3,975	\$ 12,403	\$ 50,089
Total additions	<u>8,670</u>	<u>25,041</u>	<u>3,975</u>	<u>12,403</u>	<u>50,089</u>
Deductions					
Distributions to the State of Ohio	8,608	-	-	12,879	21,487
Licenses, permits, and fees distributions to other organizations and governments	-	273,577	9,675	-	283,252
Total deductions	<u>8,608</u>	<u>273,577</u>	<u>9,675</u>	<u>12,879</u>	<u>304,739</u>
Change in fiduciary net position	62	(248,536)	(5,700)	(476)	(254,650)
Net position at beginning of year	<u>505</u>	<u>933,897</u>	<u>98,232</u>	<u>566</u>	<u>1,033,200</u>
Net position at end of year	<u>\$ 567</u>	<u>\$ 685,361</u>	<u>\$ 92,532</u>	<u>\$ 90</u>	<u>\$ 778,550</u>



This page is intentionally left blank



STATISTICAL SECTION



This page is intentionally left blank

City of Powell, Ohio
Statistical Section

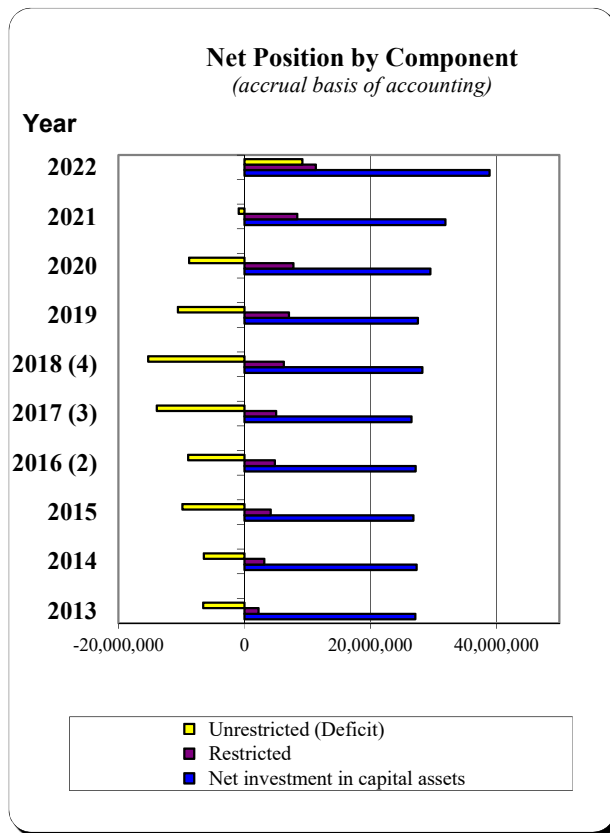
This part of the City's annual comprehensive financial report presents detailed information as a context for understanding what the information in the financial statements, note disclosures, and required supplementary information says about the City's overall financial health. These tables are presented in accordance with the Governmental Accounting Standards Board (GASB) Statement No. 44, Economic Condition Reporting: The Statistical Section.

	<u>Tables</u>
<u>Financial Trends</u> These schedules contain trend information to help understand how the City's financial performance and well-being have changed over time.	142-155
<u>Revenue Capacity</u> These schedules contain information to help assess the City's most significant local revenue sources.	156-163
<u>Debt Capacity</u> These schedules present information to help the reader assess the affordability of the City's current levels of outstanding debt and the City's ability to issue additional debt in the future.	164-168
<u>Demographic and Economic Information</u> These schedules offer demographic and economic indicators to help the reader understand the environment within which the City's financial activities take place.	169-172
<u>Operating Information</u> These schedules contain service and infrastructure data to help the reader understand how the information in the City's financial report relates to the services the City provides and the activities it performs.	174-178

Sources: Unless otherwise noted, the information in these tables is derived from the annual comprehensive financial report for the relevant year.

City of Powell, Ohio
Net Position by Component
Last Ten Years
 (accrual basis of accounting)

	Fiscal Year			
	<u>2013</u>	<u>2014</u>	<u>2015</u>	<u>2016 (2)</u> Restated
Governmental activities				
Net investment in capital assets	\$ 27,112,009	\$ 27,337,901	\$ 26,816,136	\$ 27,162,927
Restricted	2,235,882	3,156,308	4,153,617	4,811,254
Unrestricted (Deficit)	(6,574,747)	(6,458,363)	(9,846,355)	(8,934,575)
Total governmental activities net position	<u>\$ 22,773,144</u>	<u>\$ 24,035,846</u>	<u>\$ 21,123,398</u>	<u>\$ 23,039,606</u>



Note:

- (1) The City implemented GASB Statement No. 65 in 2012. Net Assets are now referred to as Net Position.
- (2) In 2017 the Powell CIC became a blended component unit with the implementation of GASB Statement No. 80; 2016 Net Position was restated to reflect the change.
- (3) The City implemented GASB Statement No. 75 in 2018.
- (4) The City implemented GASB Statement No. 84 in 2019.

Source:

City of Powell Finance Department

		Fiscal Year			
<u>2017 (3)</u> Restated	<u>2018 (4)</u> Restated	<u>2019</u>	<u>2020</u>	<u>2021</u>	<u>2022</u>
\$ 26,504,802	\$ 28,260,131	\$ 27,549,546	\$ 29,497,928	\$ 31,871,291	\$ 38,919,933
5,008,349	6,237,627	7,037,610	7,750,743	8,361,898	11,320,567
(13,902,387)	(15,300,279)	(10,575,563)	(8,810,679)	(907,321)	9,189,384
<u>\$ 17,610,764</u>	<u>\$ 19,197,479</u>	<u>\$ 24,011,593</u>	<u>\$ 28,437,992</u>	<u>\$ 39,325,868</u>	<u>\$ 59,429,884</u>

City of Powell, Ohio
Changes in Net Position
Last Ten Years
(accrual basis of accounting)

	<u>2013</u>	<u>2014</u>	<u>2015</u>	<u>2016</u>
Program Revenues				
Governmental activities:				
Charges for services:				
Public Safety	\$ 33,011	\$ 21,698	\$ 18,475	\$ 33,603
Parks and Recreation	148,281	233,762	213,593	417,934
Community Development	2,155,817	2,262,678	2,281,186	2,506,443
Public Services	28,933	32,430	18,848	1,292,502
General Government	18,444	19,254	15,255	14,785
Operating grants and contributions	621,053	630,784	642,545	646,476
Capital grants and contributions	-	675,012	59,202	-
Total governmental activities program revenues	<u>3,005,539</u>	<u>3,875,618</u>	<u>3,249,104</u>	<u>4,911,743</u>
Expenses				
Governmental activities:				
Public Safety	2,439,689	2,507,080	2,657,872	2,978,513
Parks and Recreation	981,658	983,404	964,346	1,104,229
Community Development	897,061	1,030,777	1,072,634	1,230,203
Public Services	2,217,542	2,853,698	2,341,430	3,807,186
General Government	1,846,603	1,972,267	2,162,996	2,077,962
Interest and fiscal charges	1,121,426	1,029,951	1,102,804	864,090
Total governmental activities expenses	<u>9,503,979</u>	<u>10,377,177</u>	<u>10,302,082</u>	<u>12,062,183</u>
Total primary government net revenue (expense)	<u>(6,498,440)</u>	<u>(6,501,559)</u>	<u>(7,052,978)</u>	<u>(7,150,440)</u>
General Revenues and Other Changes in Net Position				
Governmental activities:				
Taxes:				
Property and other taxes	2,003,323	2,060,181	2,095,337	2,218,408
Income taxes	5,146,984	4,904,132	5,561,386	5,915,685
Unrestricted Intergovernmental				
Estate taxes	14,118	-	7,814	-
Other intergovernmental	584,024	425,952	433,728	411,116
Development Charges	-	-	-	-
Unrestricted investment earnings	23,871	85,236	92,655	120,998
Miscellaneous	294,780	288,760	234,979	297,030
Total governmental activities	<u>8,067,100</u>	<u>7,764,261</u>	<u>8,425,899</u>	<u>8,963,237</u>
Total primary government change in net position	<u>\$ 1,568,660</u>	<u>\$ 1,262,702</u>	<u>\$ 1,372,921</u>	<u>\$ 1,812,797</u>

Note:

(1) The City implemented GASB Statement No. 65 in 2012. Net Assets are now referred to as Net Position.

(2) The City reclassified developer fees during 2021.

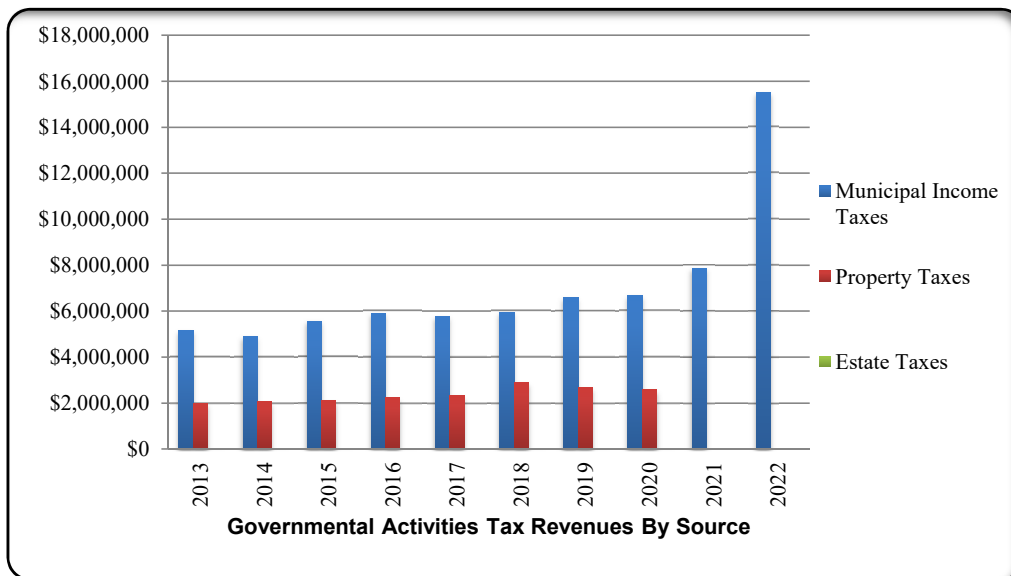
Source:

City of Powell Finance Department

	Fiscal Year					
	<u>2017</u>	<u>2018</u>	<u>2019</u>	<u>2020</u>	<u>2021 (2)</u>	<u>2022</u>
\$	26,400	\$ 48,987	\$ 17,949	\$ 11,762	\$ 9,724	\$ 12,777
	487,604	600,711	332,353	547,621	474,434	340,449
	2,492,824	2,327,213	2,287,487	2,195,245	778,194	717,060
	23,709	26,253	5,990	14,349	15,651	12,895
	18,712	14,375	15,696	15,844	-	38,364
	689,780	698,043	698,285	2,662,046	1,010,061	943,150
	-	-	-	17,048	19,655	346,672
	<u>3,739,029</u>	<u>3,715,582</u>	<u>3,357,760</u>	<u>5,463,915</u>	<u>2,307,719</u>	<u>2,411,367</u>
	3,134,953	3,689,223	414,331	3,714,118	3,392,191	3,433,889
	1,217,032	1,255,890	1,314,106	1,188,281	1,017,655	1,454,268
	1,405,839	1,390,448	1,540,841	1,504,895	542,641	791,912
	3,653,607	2,352,455	2,056,041	1,706,731	1,663,392	1,569,182
	3,485,044	2,453,269	2,583,560	2,729,870	3,008,022	2,744,867
	843,051	819,584	922,384	750,068	656,219	443,011
	<u>13,739,526</u>	<u>11,960,869</u>	<u>8,831,263</u>	<u>11,593,963</u>	<u>10,280,120</u>	<u>10,437,129</u>
	<u>(10,000,497)</u>	<u>(8,245,287)</u>	<u>(5,473,503)</u>	<u>(6,130,048)</u>	<u>(7,972,401)</u>	<u>(8,025,762)</u>
	2,326,209	2,898,012	2,605,989	2,581,180	2,676,209	2,573,841
	5,785,260	5,954,083	6,591,293	6,660,016	7,874,916	15,483,675
	-	-	-	-	-	-
	464,555	371,258	311,833	559,735	537,856	1,868,760
	-	-	-	-	7,337,398	2,213,614
	165,121	314,734	491,902	247,201	17,897	(378,321)
	470,156	291,428	286,600	508,315	416,001	304,922
	<u>9,211,301</u>	<u>9,829,515</u>	<u>10,287,617</u>	<u>10,556,447</u>	<u>18,860,277</u>	<u>22,066,491</u>
\$	<u>(789,196)</u>	<u>\$ 1,584,228</u>	<u>\$ 4,814,114</u>	<u>\$ 4,426,399</u>	<u>\$ 10,887,876</u>	<u>\$ 14,040,729</u>

City of Powell, Ohio
Governmental Activities Tax Revenues by Source
Last Ten Years
(accrual basis of accounting)

Fiscal Year	Municipal Income Taxes	Property Taxes	Estate Taxes	Total
2013	\$ 5,146,984	\$ 2,003,323	\$ 14,118	\$ 7,164,425
2014	4,904,132	2,060,181	-	6,964,313
2015	5,561,386	2,095,337	7,814	7,664,537
2016	5,915,685	2,218,408	-	8,134,093
2017	5,785,260	2,326,209	-	8,111,469
2018	5,954,083	2,898,012	-	8,852,095
2019	6,591,293	2,694,161	-	9,285,454
2020	6,660,016	2,581,180	-	9,241,196
2021	7,874,916	2,676,209	-	10,551,125
2022	15,483,675	2,573,841	-	18,057,516



Source:
City of Powell Finance Department



This page is intentionally left blank

City of Powell, Ohio
Program Revenues of Governmental Activities by Program
Last Ten Years
(accrual basis of accounting)

Program	Fiscal Year			
	<u>2013</u>	<u>2014</u>	<u>2015</u>	<u>2016</u>
<u>General government</u>				
<i>Charges for services:</i>				
Public safety	\$ 33,011	\$ 21,698	\$ 18,475	\$ 33,603
Parks and recreation	148,281	233,762	213,593	417,934
Community development	2,155,817	2,262,678	2,281,186	2,506,443
Public services	28,933	32,430	18,848	1,292,502
General government	18,444	19,254	15,255	14,785
<i>Operating grants and contributions:</i>				
Public safety	-	-	-	-
Community development	-	-	-	-
Public services	599,269	613,227	616,872	627,372
General government	21,784	17,557	25,673	19,104
<i>Capital grants and contributions:</i>				
Public services	-	675,012	59,202	-
General government	-	-	-	-
Total program revenues	<u>\$ 3,005,539</u>	<u>\$ 3,875,618</u>	<u>\$ 3,249,104</u>	<u>\$ 4,911,743</u>

Note:

(1) The City reclassified developer fees during 2021.

Source:

City of Powell Finance Department

Fiscal Year					
<u>2017</u>	<u>2018</u>	<u>2019</u>	<u>2020</u>	<u>2021 (1)</u>	<u>2022</u>
\$ 26,400	\$ 48,987	\$ 17,949	\$ 11,762	\$ 9,724	\$ 12,777
487,604	600,711	332,353	547,621	474,434	340,449
2,492,824	2,327,213	2,287,487	2,195,245	778,194	717,060
23,709	26,253	5,990	14,349	15,651	12,895
18,712	14,375	15,696	15,844	-	38,364
-	-	-	763,748	-	215,402
-	-	-	228,000	-	-
665,429	675,683	679,988	1,578,227	1,010,061	727,748
24,351	22,360	18,297	92,071	-	-
-	-	-	-	-	317,778
-	-	-	17,048	19,655	28,894
<u>\$ 3,739,029</u>	<u>\$ 3,715,582</u>	<u>\$ 3,357,760</u>	<u>\$ 5,463,915</u>	<u>\$ 2,307,719</u>	<u>\$ 2,411,367</u>

City of Powell, Ohio
Governmental Revenues by Source
Last Ten Years
(modified accrual basis of accounting)

<u>Fiscal Year</u>	<u>Income Taxes</u>	<u>Property Taxes</u>	<u>Intergovernmental</u>	<u>Estate Taxes (1)</u>
2013	\$ 4,831,415	\$ 2,058,081	\$ 1,038,277	\$ 136,170
2014	4,948,747	2,065,573	1,034,144	1,133
2015	5,462,810	2,094,026	1,060,900	7,814
2016	6,093,177	2,222,168	1,062,035	-
2017	6,032,579	2,325,082	1,081,469	-
2018	5,808,300	2,895,596	1,174,282	-
2019	6,381,281	2,611,861	1,094,091	-
2020	6,521,991	2,503,907	3,299,216	-
2021	7,796,395	2,564,179	1,538,198	-
2022	14,473,256	2,656,426	3,071,670	-

Note:

(1) Information was included in intergovernmental in the statements

Source:

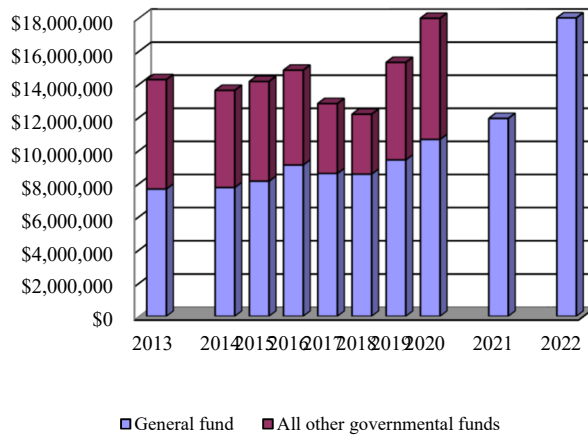
City of Powell Finance Department

<u>Charges and Fees for Services</u>	<u>Community Development Charges</u>	<u>Other</u>	<u>Total</u>
\$ 879,202	\$ 1,661,910	\$ 150,355	\$ 10,755,410
1,105,004	1,657,901	160,809	10,973,311
1,033,187	1,658,635	138,124	11,455,496
1,301,213	1,729,682	276,294	12,684,569
1,274,448	1,756,810	520,192	12,990,580
1,235,785	1,727,599	667,080	13,508,642
993,922	1,666,012	816,160	13,563,327
1,131,909	1,730,104	725,158	15,912,285
1,278,439	7,431,903	365,224	20,974,338
1,121,606	2,319,196	(80,658)	23,561,496

City of Powell, Ohio
Fund Balances of Governmental Funds
Last Ten Years
(modified accrual basis of accounting)

	<u>2013</u>	<u>2014</u>	<u>2015</u>	<u>2016</u>
General fund				
Nonspendable	\$ 70,442	\$ 748,595	\$ 586,082	\$ 1,627,426
Committed	140,545	46,671	73,173	133,608
Assigned	1,930,024	917,821	644,094	635,388
Unassigned	<u>5,517,076</u>	<u>6,038,607</u>	<u>6,827,192</u>	<u>6,713,982</u>
Total general fund	<u>7,658,087</u>	<u>7,751,694</u>	<u>8,130,541</u>	<u>9,110,404</u>
All other governmental funds				
Nonspendable	18,998	19,365	35,973	26,412
Restricted	6,388,327	6,138,070	6,283,354	6,981,258
Committed	205,720	263,686	332,675	435,571
Assigned	-	-	-	-
Unassigned (Deficit)	<u>-</u>	<u>(553,490)</u>	<u>(626,599)</u>	<u>(1,714,084)</u>
Total all other governmental funds	<u>6,613,045</u>	<u>5,867,631</u>	<u>6,025,403</u>	<u>5,729,157</u>
Total governmental funds	<u>\$ 14,271,132</u>	<u>\$ 13,619,325</u>	<u>\$ 14,155,944</u>	<u>\$ 14,839,561</u>

General & All Other Governmental Fund Balances
(modified accrual basis only)



Sources:
City of Powell Finance Department

<u>2017</u>	<u>2018</u>	<u>2019</u>	<u>2020</u>	<u>2021</u>	<u>2022</u>
\$ 1,399,474	\$ 1,361,644	\$ 1,316,429	\$ 1,183,533	\$ 1,040,575	\$ 904,352
133,603	169,034	162,422	130,914	235,480	291,205
547,059	1,117,634	1,231,812	1,190,077	518,508	296,216
<u>6,518,247</u>	<u>5,908,513</u>	<u>6,707,460</u>	<u>8,151,444</u>	<u>10,130,684</u>	<u>17,328,928</u>
<u>8,598,383</u>	<u>8,556,825</u>	<u>9,418,123</u>	<u>10,655,968</u>	<u>11,925,247</u>	<u>18,820,701</u>
13,601	22,884	27,124	12,894	872	1,649
6,269,452	5,645,970	6,744,733	6,733,833	7,737,035	8,966,622
639,744	449,378	472,283	574,611	630,884	939,855
-	-	-	-	-	-
<u>(2,699,086)</u>	<u>(2,498,001)</u>	<u>(1,351,445)</u>	<u>-</u>	<u>(1,064,155)</u>	<u>(956,467)</u>
<u>4,223,711</u>	<u>3,620,231</u>	<u>5,892,695</u>	<u>7,321,338</u>	<u>7,304,636</u>	<u>8,951,659</u>
<u>\$ 12,822,094</u>	<u>\$ 12,177,056</u>	<u>\$ 15,310,818</u>	<u>\$ 17,977,306</u>	<u>\$ 19,229,883</u>	<u>\$ 27,772,360</u>

City of Powell, Ohio
Changes in Fund Balances of Governmental Funds
Last Ten Years
(modified accrual basis of accounting)

	<u>2013</u>	<u>2014</u>	<u>2015</u>	<u>2016</u>
Revenues				
Property and other taxes	\$ 2,058,081	\$ 2,065,573	\$ 2,094,026	\$ 2,222,168
Income taxes	4,831,415	4,948,747	5,462,810	6,093,177
Other local taxes	504,932	396,004	405,445	394,270
Charges for services	193,828	283,772	257,426	315,041
Development charges	1,661,910	1,657,901	1,658,635	1,729,682
Licenses and permits	685,374	821,232	775,761	978,546
Fines and forfeitures	21,405	10,074	5,210	7,626
Intergovernmental	669,515	639,273	663,269	667,765
Investment earnings	23,871	85,236	92,655	69,512
Miscellaneous	105,079	65,499	40,259	206,782
Total revenues	<u>10,755,410</u>	<u>10,973,311</u>	<u>11,455,496</u>	<u>12,684,569</u>
Expenditures				
Public safety	2,379,247	2,398,963	2,510,564	2,589,935
Parks and recreation	574,677	614,705	590,215	743,091
Community development	894,342	1,034,338	1,091,174	1,198,782
Public services	1,275,444	853,198	735,992	1,530,879
General government	1,696,339	1,840,989	2,023,927	1,981,108
Capital outlay	268,433	1,806,440	969,465	3,941,738
Debt service:				
Principal	2,065,000	1,965,000	2,000,000	2,155,000
Interest	1,028,594	1,132,876	1,043,781	925,019
Other charges	69,139	-	139,601	35,434
Advance refund escrow	-	-	-	-
Total expenditures	<u>10,251,215</u>	<u>11,646,509</u>	<u>11,104,719</u>	<u>15,100,986</u>
Excess (deficiency) of revenues over (under) expenditures	<u>504,195</u>	<u>(673,198)</u>	<u>350,777</u>	<u>(2,416,417)</u>
Other financing sources (uses)				
Transfers in	207,150	699,500	217,500	275,500
Transfers out	(207,150)	(699,500)	(217,500)	(275,500)
Insurance Claims	3,191	4,896	24,094	19,034
Refunding bonds issued	-	-	5,600,000	-
Repayment of refunded notes/bonds	-	-	(6,199,445)	-
Premium on bonds and notes issued	279,631	-	743,949	37,405
Proceeds from sale of capital assets	24,744	16,495	17,244	43,595
Total other financing sources (uses)	<u>4,407,566</u>	<u>21,391</u>	<u>185,842</u>	<u>3,100,034</u>
Net change in fund balances	<u>\$ 4,911,761</u>	<u>\$ (651,807)</u>	<u>\$ 536,619</u>	<u>\$ 683,617</u>
Debt service as a percentage of noncapital expenditures	30.93%	30.52%	28.51%	25.14%

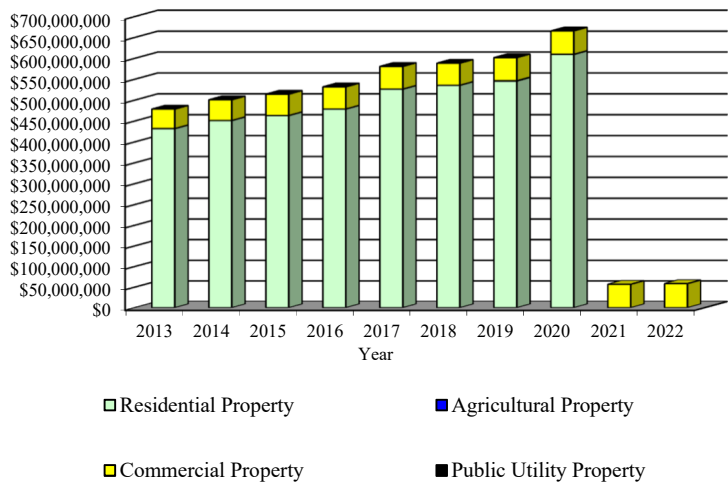
Sources:
City of Powell Finance Department

<u>2017</u>	<u>2018</u>	<u>2019</u>	<u>2020</u>	<u>2021</u>	<u>2022</u>
\$ 2,325,082	\$ 2,895,596	\$ 2,611,861	\$ 2,503,907	\$ 2,564,179	\$ 2,656,426
6,032,579	5,808,300	6,381,281	6,521,991	7,796,395	14,473,256
421,052	438,041	551,829	673,337	724,720	727,748
356,751	463,433	180,727	560,221	496,041	364,868
1,756,810	1,727,599	1,666,012	1,730,104	7,431,903	2,319,196
911,884	768,691	809,201	568,246	780,800	754,726
5,813	3,661	3,994	3,442	1,598	2,012
660,417	736,241	542,262	2,625,879	813,478	2,343,922
156,850	305,945	529,608	255,441	32,906	(370,730)
363,342	361,135	286,552	469,717	332,318	290,072
<u>12,990,580</u>	<u>13,508,642</u>	<u>13,563,327</u>	<u>15,912,285</u>	<u>20,974,338</u>	<u>23,561,496</u>
2,862,044	3,022,527	3,027,715	3,220,265	3,226,528	3,309,122
795,177	837,048	869,161	631,339	611,347	1,034,319
1,261,044	1,258,075	1,248,369	1,513,753	1,220,199	1,162,718
1,119,834	1,164,022	869,932	3,273,413	1,412,697	2,534,180
3,207,749	2,210,327	2,207,184	2,525,166	3,311,878	2,726,738
2,510,139	2,739,668	1,942,464	400,742	318,186	997,132
5,195,000	2,050,000	1,985,000	2,015,000	2,760,000	2,890,000
968,277	898,287	882,036	824,851	610,922	404,765
18,494	20,135	116,266	-	114,124	-
-	-	-	-	5,200,000	-
<u>17,937,758</u>	<u>14,200,089</u>	<u>13,148,127</u>	<u>14,404,529</u>	<u>18,785,881</u>	<u>15,058,974</u>
<u>(4,947,178)</u>	<u>(691,447)</u>	<u>415,200</u>	<u>1,507,756</u>	<u>2,188,457</u>	<u>8,502,522</u>
203,000	571,544	2,433,000	346,000	415,116	2,763,661
(203,000)	(571,544)	(2,433,000)	(346,000)	(415,116)	(2,763,661)
63,923	15,401	23,267	9,227	65,355	39,063
-	-	2,460,000	-	8,675,000	-
-	-	-	-	(8,947,470)	-
28,177	22,275	220,179	-	394,978	-
34,200	8,733	12,629	1,994	23,768	892
<u>2,826,300</u>	<u>46,409</u>	<u>2,716,075</u>	<u>11,221</u>	<u>211,631</u>	<u>39,955</u>
<u>\$ (2,120,878)</u>	<u>\$ (645,038)</u>	<u>\$ 3,131,275</u>	<u>\$ 1,518,977</u>	<u>\$ 2,400,088</u>	<u>\$ 8,542,477</u>
36.85%	25.90%	25.92%	26.14%	26.61%	23.30%

City of Powell, Ohio
Assessed Value and Estimated Actual Value of Taxable Property
Last Ten Years

Tax (1) Year Ended December 31	Real Property (2)				
	Residential Property	Agricultural Property	Commercial Property	Public Utility Property	Total Real Property
2013	431,731,700	46,030	46,704,750	8,870	478,491,350
2014	451,088,230	17,290	49,676,000	9,020	500,790,540
2015	463,054,860	17,290	51,104,970	9,110	514,186,230
2016	478,559,220	17,290	53,095,890	8,790	531,681,190
2017	526,223,270	94,640	54,297,060	8,740	580,623,710
2018	535,357,180	124,560	52,864,040	9,080	588,354,860
2019	545,667,150	637,230	55,332,450	10,370	601,647,200
2020	609,295,000	337,580	55,942,800	11,280	665,586,660
2021	617,937,060	-	56,835,530	12,740	674,785,330
2022	631,879,340	-	58,467,040	14,310	690,360,690

Assessed Valuation by Property Type Collections
by Collection Year



Note:

- (1) Tax year is the tax year assessed but collections are in following year, i.e. Tax year 2004 collected in 2005.
- (2) Assessed real property is 35% of estimated actual value; assessed public utility property is 50% of estimated actual value; tangible personal property is being phased out.

Source:
Delaware County Auditor's Office

Total Taxable Assessed Value	Total Direct Tax Rate	Estimated Actual Taxable Value	Assessed Value as a Percentage of Actual Value
478,491,350	3.88	1,367,110,540	35.00%
500,790,540	3.80	1,430,822,383	35.00%
514,186,230	3.80	1,469,095,706	35.00%
531,681,190	3.57	1,519,081,580	35.00%
580,623,710	4.12	1,658,917,394	35.00%
588,354,860	2.82	1,681,006,103	35.00%
601,647,200	2.30	1,718,983,111	35.00%
665,586,660	1.95	1,901,666,503	35.00%
674,785,330	2.04	1,927,947,166	35.00%
690,360,690	1.20	1,972,446,849	35.00%

**City of Powell, Ohio
Property Tax Rates
Direct and Overlapping Governments
Last Ten Years**

Tax Year	Direct			Overlapping		
	City of Powell			Delaware County		
	Operating Millage	Debt Service Millage	Total City Millage	Operating Millage	Debt Service Millage	Total County Millage
2013	1.20	2.68	3.88	5.76	0.15	5.91
2014	1.20	2.60	3.80	5.76	0.15	5.91
2015	1.20	2.60	3.80	5.76	0.14	5.90
2016	1.20	2.37	3.57	5.76	0.12	5.88
2017	1.20	2.92	4.12	5.76	0.10	5.86
2018	1.20	1.62	2.82	6.26	0.11	6.37
2019	1.20	1.10	4.60	6.26	0.11	6.37
2020	1.20	0.75	1.95	6.26	0.09	6.35
2021	1.20	0.84	2.04	5.60	0.09	5.69
2022	1.20	-	1.20	5.60	0.09	5.69

City of Powell/Concord Township Residents:

	City Millage	County Millage	School Millage	Township Millage	All Other Millage	Total Direct & Overlapping
2016	3.42%	5.88%	85.44%	9.85%	5.43%	110.02%
2017	3.97	5.86	84.30	9.85	7.13	111.11
2018	2.67	6.37	84.30	9.85	7.43	110.62
2019	2.15	6.37	84.30	9.85	7.43	110.10
2020	1.80	6.35	92.20	9.85	7.43	117.63
2021	1.89	5.69	92.20	9.85	7.88	117.51
2022	1.05	5.69	92.20	9.85	7.88	116.67

Note:

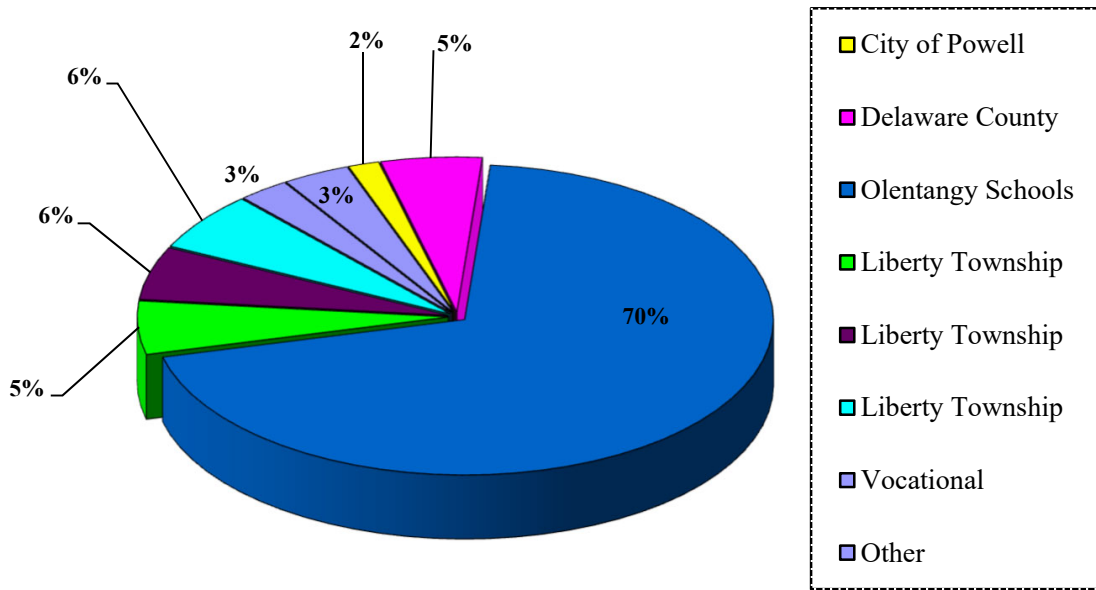
- (1) Other Operating Millage includes: Preservation Park District, 911 District, County Health Department, Mental Health District and Library.
- (2) JVSD - Joint Vocational School District

Source:

Delaware County Auditor

Overlapping							Total Direct & Overlapping Rates
Olentangy Schools			Liberty Township Millage	JVSD (2) Millage	Other Millage (1)		
Operating Millage	Debt Service Millage	Total School Millage					
69.90	8.72	78.62	6.85	3.20	3.75	102.21	
69.90	8.72	78.62	6.85	3.20	3.75	102.13	
69.90	8.72	78.62	6.85	3.20	3.00	101.37	
76.80	8.64	85.44	6.83	1.50	3.93	107.15	
75.80	8.50	84.30	6.77	3.20	3.93	108.18	
75.80	8.50	84.30	6.74	3.20	4.23	107.66	
75.80	7.50	84.30	6.73	3.20	4.23	109.43	
75.80	7.50	84.30	6.69	3.20	4.23	106.72	
84.70	7.50	92.20	6.69	3.20	4.68	114.50	
84.70	5.00	92.20	7.37	3.20	3.98	113.64	

How each \$1 of Property Tax is allocated for Powell Residents



**City of Powell, Ohio
Income Tax Rates
Direct and Overlapping Governments
Last Ten Years**

Fiscal Year	Resident of the City of Powell (1)	Works in City of					
		<u>Powell</u>	<u>Columbus</u>	<u>Gahanna</u>	<u>Worthington</u>	<u>Dublin</u>	<u>Delaware</u>
2013	0.50	0.25	2.50	1.50	2.50	2.00	1.85
2014	0.50	0.25	2.50	1.50	2.50	2.00	1.85
2015	0.50	0.25	2.50	1.50	2.50	2.00	1.85
2016	0.50	0.25	2.50	1.50	2.50	2.00	1.85
2017	0.50	0.25	2.50	1.50	2.50	2.00	1.85
2018	0.50	0.25	2.50	1.50	2.50	2.00	1.85
2019	0.50	0.25	2.50	2.50	2.50	2.00	1.85
2020	0.50	0.25	2.50	2.50	2.50	2.00	1.85
2021	2.00	2.00	2.50	2.50	2.50	2.00	1.85
2022	-	2.00	2.50	2.50	2.50	2.00	1.85

Note:

(1) The City of Powell gives the resident a 100% credit if they work outside the city and pay taxes where they work.

Sources:

City of Powell, Columbus, Gahanna, Worthington, Dublin and Delaware Finance/Income Tax Departments

City of Powell, Ohio
Property Tax Levies and Collections
Last Ten Years

<u>Fiscal Year Ended December 31</u>	<u>Fiscal Year Received In</u>	<u>Total Tax Levy for Fiscal Year</u>	<u>Collected within the Fiscal Year of the Levy</u>		<u>Delinquent Tax Collections (1)</u>	<u>Total Tax Collected</u>	<u>Percent of Total Tax Collections to Current Tax Levy (1)</u>
			<u>Current Tax Collections</u>	<u>Percent of Levy</u>			
2012	2013	1,886,893	1,849,201	98.00	39,436	1,888,637	100.09
2013	2014	1,873,259	1,848,730	98.69	33,267	1,881,997	100.47
2014	2015	1,919,959	1,899,891	98.95	31,213	1,931,104	100.58
2015	2016	1,977,480	1,966,750	99.46	29,405	1,996,155	100.94
2016	2017	1,922,521	1,902,871	98.98	10,687	1,913,558	99.53
2017	2018	2,424,159	2,381,983	98.26	44,343	2,426,326	100.09
2018	2019	1,682,971	1,664,243	98.89	23,554	1,687,796	100.29
2019	2020	1,405,971	1,393,656	99.12	17,876	1,411,532	100.40
2020	2021	1,316,308	1,298,299	98.63	13,527	1,311,826	99.66
2021	2022	1,316,308	1,379,360	104.79	19,278	1,398,638	106.25

Note:

(1) No County in the State of Ohio identifies delinquent tax collections by tax year, as a result some years will show collections greater than 100 percent.

**City of Powell
Principal Revenue Payers for Property Taxes
December 31, 2022**

<u>Property Taxpayer</u>	<u>2022</u>			<u>2013</u>		
	<u>Taxable Assessed</u>	<u>Rank</u>	<u>Percentage of Total Taxable Assessed</u>	<u>Taxable Assessed</u>	<u>Rank</u>	<u>Percentage of Total Taxable Assessed</u>
	<u>Value</u>		<u>Value</u>	<u>Value</u>		<u>Value</u>
Ohio Power Company	\$ 14,067,900	1	1.83%	3,439,250	2	0.72%
Market at Liberty Crossing LLC	10,556,021	2	1.37	5,924,460	1	1.24%
Pulte Homes of Ohio LLC	7,590,660	3	0.99			
CSRA Columbus Oh Fitness St LLC	6,494,985	4	0.84			
Kinsale Golf and Fitness Club LLC	2,966,250	5	0.39	2,184,620	4	0.46%
Verona LLC	2,922,500	6	0.38			
Faith Life Church Inc.	2,743,125	7	0.36			
Mt Carmel health System	2,412,690	8	0.31			
LDH 2000 Family Ltd. Partnership	2,394,035	9	0.31	1,688,470	5	0.35%
Powell Grand Communities LLC	2,242,870	10	0.29			
Store Master Funding IV LLC	2,200,835	11	0.29	1,019,410	7	0.21%
Columbia Gas of Ohio	1,964,830	12	0.26			
Realty Income Properties 24 LLC				2,740,020	3	0.58%
Triangle Properties Inc				1,055,530	6	0.22%
Presidential Pointe LLC				910,000	8	0.19%
Golf Village Self Storage Ltc				899,190	9	0.19%
Tic Tac Toe LLC				749,010	10	0.16%

**City of Powell
Tax Incremental Financing (TIF) Collections
December 31, 2022
(cash basis of accounting)**

<u>Fiscal Year Ended</u>	<u>Fiscal Year Received In</u>	<u>Current Tax Collections</u>	<u>Retroactive Tax Collections</u>	<u>Total Tax Collected</u>
2012**	2013	206,023	19,960	225,983
2013	2014	434,104	-	434,104
2014	2015	401,941	-	401,941
2015	2016	479,989	-	479,989
2016	2017	544,599	-	544,599
2017***	2018	830,916	-	830,916
2018	2019	982,943	-	982,943
2019	2020	1,045,977	-	1,045,977
2020	2021	1,163,335	-	1,163,335
2021	2022	1,269,929	-	1,269,929

Note:

*Downtown Tax Incremental Financing effective January 1, 2006 with base year being 2004

**Commercial Tax Incremental Financing effective January 1, 2012 with base year being 2011

***Seldom Seen Tax Incremental Financing effective January 1, 2017 with base year being 2016

Sources:

City of Powell Finance Department

Delaware County, Ohio Auditor's Office

City of Powell
Principal Revenue Payer Type for Income Taxes
December 31, 2022
(cash basis of accounting)

Year	Individual				Business		Total Income Tax
	Withholding	% of total	Non- withholding	% of total	Net Profits	% of total	
2013	\$ 1,579,230	32.9 %	\$ 2,952,926	61.6 %	\$ 263,489	5.5 %	\$ 4,795,645
2014	1,714,074	35.2	2,852,847	58.7	295,982	6.1	4,862,903
2015	1,896,781	35.2	3,262,425	60.5	236,459	4.4	5,395,665
2016	2,120,084	36.2	3,338,580	57.0	401,568	6.9	5,860,232
2017	2,189,662	37.0	3,399,027	57.5	327,613	5.5	5,916,302
2018	2,288,458	38.9	3,259,723	55.3	341,380	5.8	5,889,561
2019	2,537,076	40.1	3,459,232	54.6	336,857	5.3	6,333,165
2020	2,701,883	42.7	3,330,831	52.6	297,676	4.7	6,330,390
2021	3,025,579	40.2	3,936,887	52.4	556,724	7.4	7,519,190
2022	8,405,079	62.3	4,217,209	31.2	875,911	6.5	13,498,199

City of Powell
Principal Income Levels for Income Taxes
December 31, 2022

Year	Income Amounts	Number of Taxpayers	Total Income	Percentage Of Income
2015	\$0 to \$49,999	1,331	\$ 19,540,782	2.9%
	\$50,000 to \$149,999	1,517	155,422,813	23.1
	\$150,000 to \$249,999	1,084	209,067,340	31.1
	\$250,000 & over	661	287,348,516	42.8
			<u>\$ 671,379,451</u>	
2016	\$0 to \$49,999	1,404	\$ 21,198,536	3.1%
	\$50,000 to \$149,999	1,413	143,672,609	20.7
	\$150,000 to \$249,999	1,162	224,749,053	32.4
	\$250,000 & over	680	304,624,950	43.9
			<u>\$ 694,245,148</u>	
2017	\$0 to \$49,999	1,459	\$ 21,099,048	3.0%
	\$50,000 to \$149,999	1,401	140,903,946	20.1
	\$150,000 to \$249,999	1,149	222,808,559	31.8
	\$250,000 & over	727	316,483,410	45.1
			<u>\$ 701,294,963</u>	
2018	\$0 to \$49,999	1,607	\$ 21,099,048	2.9%
	\$50,000 to \$149,999	1,422	140,903,946	19.2
	\$150,000 to \$249,999	1,153	222,808,559	30.4
	\$250,000 & over	822	349,204,580	47.6
			<u>\$ 734,016,133</u>	
2019	\$0 to \$49,999	1,607	\$ 21,224,690	2.9%
	\$50,000 to \$149,999	1,422	135,771,096	18.5
	\$150,000 to \$249,999	1,153	220,869,622	30.1
	\$250,000 & over	822	355,310,890	48.4
			<u>\$ 733,176,298</u>	
2020	\$0 to \$49,999	1,603	\$ 23,505,877	3.2%
	\$50,000 to \$149,999	1,451	146,332,125	19.9
	\$150,000 to \$249,999	1,069	209,187,019	28.5
	\$250,000 & over	871	379,115,052	51.6
			<u>\$ 758,140,073</u>	
2021	\$0 to \$49,999	1,176	\$ 17,850,395	2.4%
	\$50,000 to \$149,999	1,040	103,314,186	14.1
	\$150,000 to \$249,999	660	128,560,186	17.5
	\$250,000 & over	506	221,787,402	30.2
			<u>\$ 471,512,169</u>	
2022	\$0 to \$49,999	1,233	\$ 19,368,655	2.6%
	\$50,000 to \$149,999	1,045	104,703,304	19.5
	\$150,000 to \$249,999	734	143,395,034	38.5
	\$250,000 & over	600	282,733,291	14.3
			<u>\$ 550,200,284</u>	

Sources:
City of Powell Finance Department
Regional Income Tax Agency (R.I.T.A.)

Note: Income Average Report Rita

City of Powell, Ohio
Ratios of Outstanding Debt by Type
Last Ten Years

Governmental Activities

<u>Fiscal Year</u>	<u>General Obligation Bonds</u>	<u>Long-Term Bank Loan</u>	<u>Unamortized Premium on Bonds</u>	<u>Total Outstanding Debt</u>	<u>Percentage of Personal Income</u>	<u>Per Capita</u>
2013	\$ 31,715,000	\$ -	\$ 809,396	\$ 32,524,396	8.55 %	\$ 2,710
2014	29,750,000	-	686,627	30,436,627	7.57	2,400.18
2015	27,530,000	-	1,251,943	28,781,943	7.17	2,273.46
2016	25,375,000	3,000,000	1,065,572	29,440,572	6.54	2,309.06
2017	23,480,000	2,400,000	894,716	26,774,716	5.85	2,035.64
2018	21,730,000	2,100,000	736,668	24,566,668	4.98	1,725.43
2019	22,505,000	1,800,000	815,709	25,120,709	5.09	1,736.77
2020	20,790,000	1,500,000	673,714	22,963,714	4.06	1,706.96
2021	13,815,000	825,000	826,041	15,466,041	2.77	1,149.64
2022	11,750,000	-	627,525	12,377,525	2.06	866.89

City of Powell, Ohio
Ratios of General Bonded Debt Outstanding
Last Ten Years

Fiscal Year	General Obligation Bonds	Unamortized Premium on Bonds	Total	Percentage of Estimated Actual Taxable Value of Property	Per Capita	Amounts Available to pay Interest
2013	\$ 31,715,000	\$ 809,396	\$ 32,524,396	2.379 %	\$ 2,710	\$ 312,567
2014	29,750,000	686,627	30,436,627	2.127	2,400.18	297,591
2015	27,530,000	1,251,943	28,781,943	1.959	2,273.46	372,668
2016	25,375,000	1,065,572	26,440,572	1.741	2,073.77	493,995
2017	23,480,000	894,716	24,374,716	1.469	1,853.17	121,424
2018	21,730,000	736,668	22,466,668	1.337	1,577.94	734,041
2019	22,505,000	815,709	23,320,709	1.357	1,612.33	868,587
2020	20,790,000	673,714	21,463,714	1.129	1,595.46	641,056
2021	13,815,000	826,041	14,641,041	0.759	1,088.31	275,323
2022	11,750,000	627,525	12,377,525	0.628	866.89	6,643

City of Powell, Ohio
Legal Debt Margin Information
(accrual basis of accounting)

	<u>2013</u>	<u>2014</u>	<u>2015</u>	<u>2016</u>
Overall debt limit	\$ 49,593,763	\$ 50,241,592	\$ 52,583,007	\$ 53,989,554
Total net debt applicable to limit	13,082,433	11,677,409	9,937,332	11,231,005
Legal debt margin	<u>\$ 36,511,330</u>	<u>\$ 38,564,183</u>	<u>\$ 42,645,675</u>	<u>\$ 42,758,549</u>
Total net debt applicable to the limit as a percentage of debt limit	26.38%	23.24%	18.90%	20.80%
Unvoted debt limit	\$ 25,977,685	\$ 26,317,024	\$ 27,543,480	\$ 28,280,243
Total net debt applicable to limit	7,192,433	6,842,409	6,167,332	5,541,005
Legal debt margin	<u>\$ 18,785,252</u>	<u>\$ 19,474,615</u>	<u>\$ 21,376,148</u>	<u>\$ 22,739,238</u>
Total net debt applicable to the limit as a percentage of debt limit	27.69%	26.00%	22.39%	19.59%

Legal Debt Margin Calculation for Fiscal Year 2022

<u>Overall (Voted and Unvoted) Debt Limitations:</u>		<u>Unvoted Debt Limitation:</u>	
Total assessed value	\$ 690,360,690	Total assessed value	\$ 690,360,690
Debt limit (10 1/2% of total assessed value)	72,487,872	Debt limit (5 1/2% of total assessed value)	37,969,838
Debt applicable to limit: (1)		Debt applicable to limit: (See Note 1)	
General obligation bonds & notes	11,750,000	General obligation bonds & notes	11,750,000
Less: Amount set aside for repayment of general obligation debt	<u>6,643</u>	Less: Debt outside limitations	<u>-</u>
Total net debt applicable to limit	<u>11,743,357</u>	Debt within limitation	11,750,000
Legal debt margin	<u>\$ 60,744,515</u>	Less: Amount set aside for repayment of general obligation debt	<u>6,643</u>
		Total net debt applicable to limit	<u>11,743,357</u>
		Legal debt margin	<u>\$ 26,226,481</u>

Note:

(1) Section 10 of Ordinance 2011-15 and Section 11 of Ordinances 2012-04 and 2012-05 allows for the exemption of debt from the legal debt margin calculation under ORC section 133.05(B)(7).
(Total Debt exempt by Ordinances: \$15,460,000)

Source:

City of Powell Finance Department

<u>2017</u>	<u>2018</u>	<u>2019</u>	<u>2020</u>	<u>2021</u>	<u>2022</u>
\$ 55,826,525	\$ 60,965,490	\$ 61,777,260	\$ 63,172,956	\$ 69,886,599	\$ 72,487,872
9,698,576	9,965,959	8,591,413	7,428,944	13,998,944	11,743,357
<u>\$ 46,127,949</u>	<u>\$ 50,999,531</u>	<u>\$ 53,185,847</u>	<u>\$ 53,185,847</u>	<u>\$ 55,887,655</u>	<u>\$ 60,744,515</u>
17.37%	16.35%	13.91%	13.91%	20.03%	16.20%
\$ 29,242,465	\$ 31,934,304	\$ 32,359,517	\$ 33,090,596	\$ 36,607,266	\$ 37,969,838
5,473,576	4,405,959	6,261,413	5,928,944	13,173,944	11,743,357
<u>\$ 23,768,889</u>	<u>\$ 27,528,345</u>	<u>\$ 26,098,104</u>	<u>\$ 27,161,652</u>	<u>\$ 23,433,322</u>	<u>\$ 26,226,481</u>
18.72%	18.72%	19.35%	19.35%	35.99%	30.93%

City of Powell, Ohio
Computation of Direct and Overlapping
Debt Attributable to Governmental Activities
December 31, 2022

	<u>Debt</u> <u>Outstanding</u>	<u>Percentage</u> <u>Applicable</u> <u>to City (1)</u>	<u>Amount of</u> <u>Direct and</u> <u>Overlapping</u> <u>Debt</u>
Direct:			
City of Powell	\$ 12,377,525	100.00%	\$ 12,377,525
Overlapping:			
Delaware County	36,457,709	7.07%	2,577,560
Olentangy Schools (2)	406,962,426	13.90%	56,567,777
Liberty Township	1,714,583	34.20%	586,387
Subtotal	<u>445,134,718</u>		<u>59,731,724</u>
Total	<u>\$ 457,512,243</u>		<u>\$ 72,109,249</u>

Note:

- (1) The percentage of overlapping debt applicable is estimated using taxable assessed property values. Applicable percentages were estimated by determining the portion of the government's taxable assessed value that is within the City's boundaries and dividing it by City's total taxable assessed value.
- (2) Outstanding debt as of June 30, 2019, per Olentangy LSD's most recent Annual Comprehensive Financial Report.

City of Powell, Ohio
General Demographic Characteristics
Based on Census Years

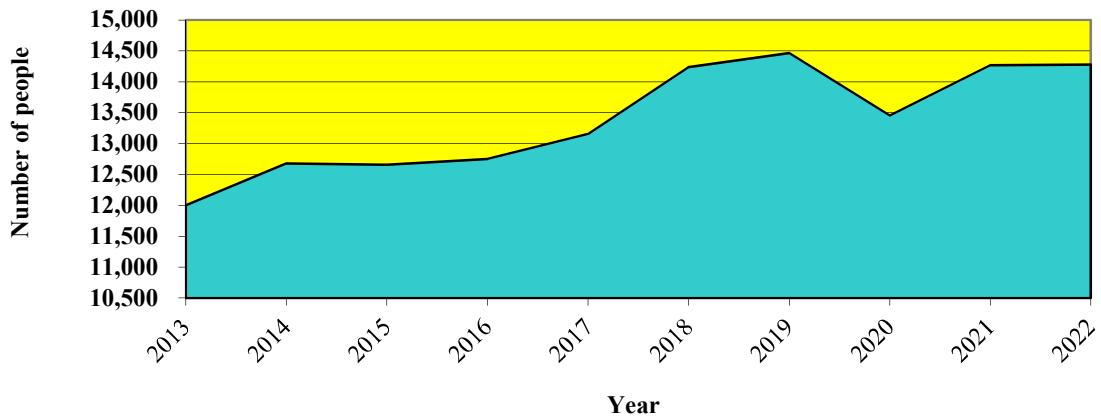
	<u>2020</u>	<u>2010</u>	<u>2000</u>
Population	13,414	11,500	6,247
Age Distribution			
Under 5 years	899	1,001	736
5 to 19 years	4,279	3,158	1,590
20 to 64 years	6,653	6,455	3,681
65 years and older	1,583	886	240
Race			
White	11,080	10,172	5,890
Asian	1,650	859	186
Black	148	221	97
Other	537	248	74
Education Attainment			
No diploma	54	68	48
High School	638	611	321
Some college	1,122	937	599
College degree	3,451	3,548	1,914
Graduate	2,519	1,781	968
Income of Households			
Less than \$74,999	795	786	431
Over \$75,000	3,595	2,959	1,563
Median income	\$ 157,149	\$ 126,752	\$ 115,904
Sex			
Male	6,573	5,663	3,137
Female	6,841	5,837	3,110
Housing Units			
Total housing units	4,390	3,796	2,002
Owner-occupied units	4,302	3,574	1,835
Renter-occupied units	88	222	62
Median value of unit	\$ 372,700	\$337,900	\$259,200

Source:
U.S. Bureau of the Census

City of Powell, Ohio
Demographic and Economic Statistics
Last Ten Years

Fiscal Year	Population (1)	Personal Income (amount expressed in thousands)	Per Capita Personal Income (2)	Median Age (2)	School Enrollment (3)	Unemployment		
						Delaware County Rate (4)	State Rate (4)	U.S. Rate (4)
2013	12,000	\$ 380,256	\$ 126,752	37.4	17,855	4.60%	7.10%	6.70%
2014	12,681	401,836	126,752	37.4	18,108	3.10%	4.80%	5.60%
2015	12,660	401,170	126,752	37.4	18,820	3.80%	5.60%	5.20%
2016	12,750	404,022	126,752	37.4	19,392	3.40%	4.70%	4.50%
2017	13,153	416,792	126,752	37.4	19,983	3.30%	4.90%	4.10%
2018	14,238	451,174	126,752	37.4	20,701	3.70%	5.40%	4.40%
2019	14,464	458,335	126,752	37.4	21,784	2.80%	4.10%	3.60%
2020	13,453	528,531	157,149	38.6	22,284	3.80%	5.50%	6.70%
2021	14,268	568,466	159,368	37.8	22,744	2.30%	3.60%	3.90%
2022	14,278	599,840	168,046	40.7	23,350	2.60%	3.60%	3.30%

Population Growth



Source:

- (1) Non Census years are estimates from Mid-Ohio Regional Planning Commission (MORPC)
- (2) U.S. Census Bureau, 2020 Census
- (3) Olentangy Local School District, Audited Financial Statements and website
- (4) Ohio Labor Market Information and Delaware County, Ohio Audited Financial Statements

**City of Powell, Ohio
Principal Employers
As of December 31, 2022 and December 31, 2013**

<u>Employer</u>	<u>Principal Business</u>	<u>Rank</u>	<u>2021</u>		<u>2013</u>		
			<u>Number of Employees</u>	<u>% of Total Employment</u>	<u>Rank</u>	<u>Number of Employees</u>	<u>% of Total Employment</u>
The Ohio State University	Education	1	35,210	4.49%	1	27,656	3.67%
State of Ohio	Government	2	24,897	3.17%	2	23,677	3.14%
OhioHealth	Health Care	3	24,512	3.13%	4	19,182	2.55%
JPMorgan Chase & Co	Finance	4	17,480	2.23%	3	19,200	2.55%
Nationwide	Finance	5	16,000	2.04%	6	11,300	1.50%
Nationwide Children's Hospital	Health Care	6	13,161	1.68%	10	7,822	1.04%
Kroger Co.	Retail	7	12,018	1.53%	5	17,397	2.31%
Amazon	Retail	8	9,200	1.17%			
City of Columbus	Government	9	8,705	1.11%	8	8,385	1.11%
Mount Carmel Health System	Health Care	10	8,182	1.04%	7	8,410	1.12%
Limited Brands, Inc.	Retail				11	7,800	1.04%
McDonald's Corp	Restaurants				12	7,622	1.01%
Columbus Public Schools	Education				9	8,293	1.10%
Total Principal Employers			169,365	21.59%		166,744	22.14%
			Franklin County Employment		674,000		674,824
			Delaware County Employment		110,334		78,463

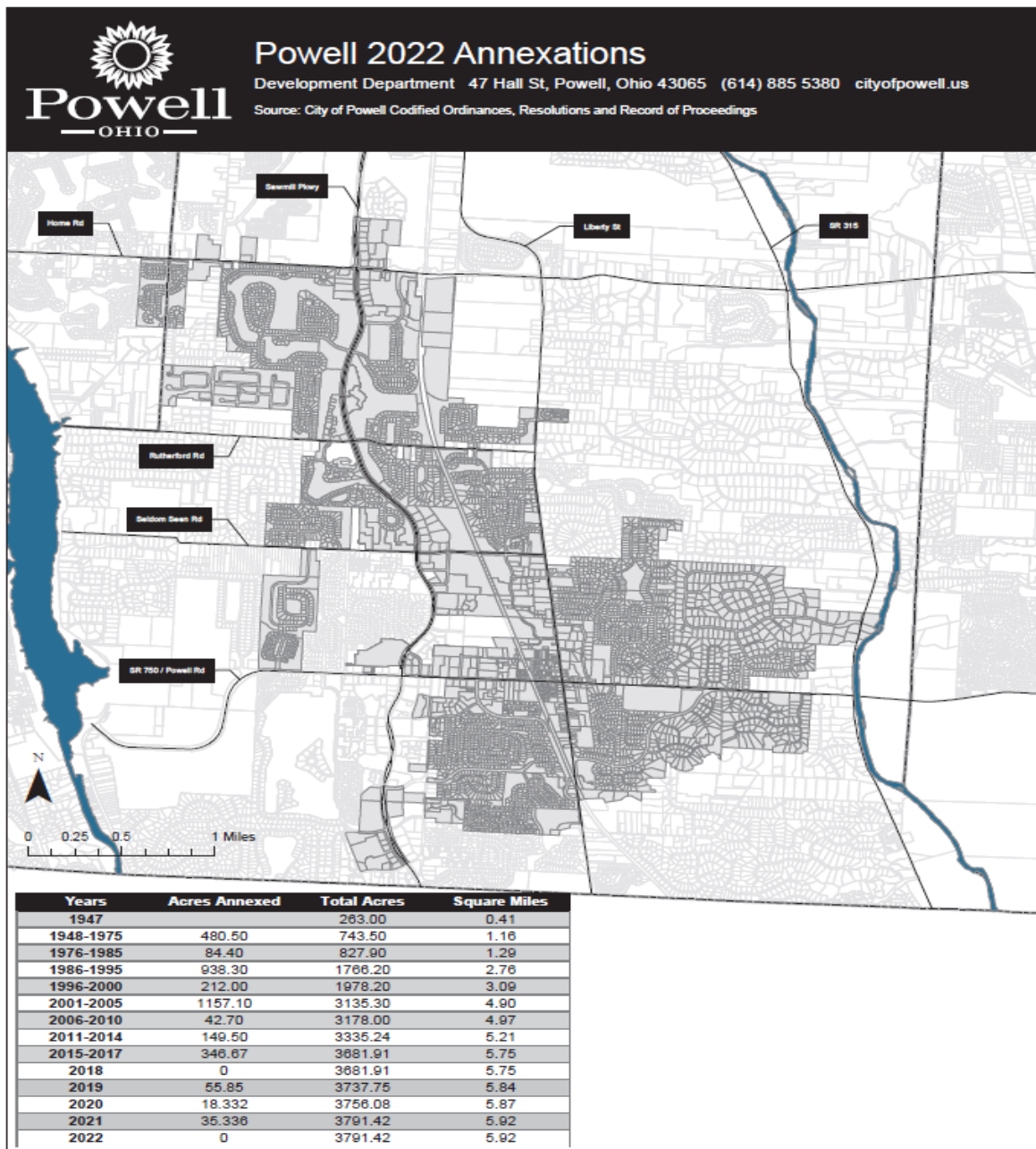
Note:

The City of Powell receives over 90% of its income tax revenue from individuals who work outside the City of Powell. Therefore, the City has reported the largest employers within Delaware and Franklin County where the majority of its residents work.

Source:

Franklin and Delaware County audited Financial Statements (most current available)
Business First, Columbus Metropolitan Book of Lists
Datausa.io Franklin County Ohio

City of Powell, Ohio
Growth in Land Area



Source: City Development Department



This page is intentionally left blank

City of Powell, Ohio
Operating Indicators by Function
Last Ten Years

	<u>2013</u>	<u>2014</u>	<u>2015 (1)</u>	<u>2016 (2)</u>
<u>Public Safety</u>				
Traffic Citations	283	327	179	127
Arrests	93	114	143	141
Accidents	154	121	146	134
<u>Parks and Leisure</u>				
Programs offered	268	166	200	287
Program registrations	1,581	1,767	1,584	1,689
<u>Community Environment</u>				
<u>Building Dept.</u>				
Single-family building permits issued	68	104	56	80
Remodeling permits issued	52	33	45	40
Commercial building permits issued	144	242	200	250
<u>Development Dept.</u>				
Number of Planning & Zoning Projects Reviewed	31	19	33	37
Number of Board of Zoning Projects Reviewed	1	-	-	1
Number of Historical Downtown Projects Reviewed	3	9	6	-
<u>Engineering Dept.</u>				
Number of Engineering Plan Approvals	5	8	21	18
Number of Conditional Inspection Approvals	34	38	27	46
Number of Final Inspection Approvals	38	41	77	46
<u>Public Services</u>				
Snow accumulation per winter season (inches)	23.75	55.5	9.00	12.00
<u>General Government</u>				
<u>Community Affairs Dept.</u>				
Number of City sponsored events	-	-	1	12
<u>Finance Dept.</u>				
Vehicle registrations	12,026	11,486	11,684	12,453
Number of purchase orders issued	854	941	797	785
Finance Committee Meetings	8	9	10	9
<u>Council</u>				
Number of ordinances issued	58	65	63	69
Number of resolutions issued	26	27	18	23
Council meetings	23	26	24	24

Note:

(1) Beginning in 2015 the City took back Holidays in Powell

(2) In 2016 the City took over Powell Festival

Sources:

Ohio Department of Public Safety, License Statistics report

City of Powell various departments

<u>2017</u>	<u>2018</u>	<u>2019</u>	<u>2020</u>	<u>2021</u>	<u>2022</u>
290	252	298	172	130	146
221	140	95	141	97	97
147	145	146	137	143	161
330	318	212	68	339	331
1,707	1,557	1556	990	1,723	2,081
73	60	40	60	128	77
137	340	357	409	417	487
285	294	138	47	68	182
36	31	31	84	28	19
-	3	-	-	11	8
4	1	-	-	8	4
12	11	36	13	6	5
53	41	21	48	25	63
33	107	47	51	103	42
11.00	17.00	4.50	22.00	13.00	14.50
12	12	12	7	5	24
12,538	12,860	13,384	13,213	14,640	14,266
848	800	730	665	616	698
11	10	8	11	10	10
68	59	60	39	34	38
34	21	16	27	29	41
22	27	26	25	29	23

City of Powell, Ohio
Capital Assets Statistics by Function
Last Ten Years

	<u>2013</u>	<u>2014</u>	<u>2015</u>	<u>2016</u>
Parks				
Bike paths (feet) (2)	67,350	67,350	67,350	69,096
Buildings	1	1	1	1
Park Land (undeveloped)	4	4	4	4
Parks	9	9	9	9
Public Service				
Streets - Commercial (miles) (2)	22.30	23.60	23.89	24.42
Streets - Residential (miles) (2)	78.09	78.12	78.12	78.30
Vehicles	14	13	13	13
Building (1)	4.0	4.0	4.0	4.0
Police				
Vehicles	11	12	13	14
Police Station (1)	0.5	0.5	0.5	0.5
Administration				
Building (3)	0.5	0.5	0.5	0.5
Building				
Vehicles	0	0	0	0



Note:

- (1) Beginning in 2000, Public Service and Police shared the building because a building was purchased in 1997 and then renovated for the administration use.
- (2) The City implemented GASB Statement No. 34 in 2002 which required the tracking of capital assets therefore only the balance at the beginning of the 2002 is known for many of the previous years. When the actual number is actually available it has been reflected. Figures reflect restated balance.
- (3) Administration utilized a building which was connected to an open garage. In 2007, the open garage section and exterior was renovated to include a new police facility.

Source:

City Finance Department

<u>2017</u>	<u>2018</u>	<u>2019</u>	<u>2020</u>	<u>2021</u>	<u>2022</u>
74,534	74,534	76,154	79,668	80,008	81,168
1	1	1	2	2	2
4	4	4	4	4	4
9	9	9	9	9	9
24.42	24.42	24.42	24.55	24.78	24.78
80.34	80.34	81.02	82.72	82.72	83.26
14	14	14	13.00	13.00	13.00
4.0	4.0	4.0	4.00	4.00	4.00
14	12	13	14	14	14
0.5	0.5	0.5	0.5	0.5	0.5
0.5	0.5	0.5	0.5	0.5	0.5
2	3	2	2	2	2



City of Powell, Ohio
Full-time Equivalent Employees by Function
Last Ten Years

Function	Full-time Equivalent Employees as of December 31				
	<u>2013</u>	<u>2014</u>	<u>2015</u>	<u>2016</u>	<u>2017</u>
Public Safety	19.0	20.0	20.0	21.0	21.0
Parks and Recreation					
Park Maintenance	7.0	7.0	7.0	7.0	7.0
Recreation Programs	3.5	3.5	3.5	3.5	3.5
Community Environment					
Building Dept.	3.5	5.0	5.0	5.0	5.0
Development Dept.	2.5	2.5	2.5	2.5	2.5
Engineering Dept.	3.0	3.0	3.0	3.0	3.0
Public Services	6.0	6.0	6.0	6.0	6.0
General Government					
Administration	2.0	2.0	2.0	2.0	2.0
Public Information*	1.0	1.0	1.0	1.0	1.0
Finance	3.0	3.0	3.0	3.0	3.0
Mayor/Council	1.0	1.0	2.0	2.0	2.0
Total	51.5	54.0	55.0	56.0	56.0

Function	Full-time Equivalent Employees as of December 31				
	<u>2018</u>	<u>2019</u>	<u>2020</u>	<u>2021</u>	<u>2022</u>
Public Safety	21.0	21.0	22.0	22.0	22.0
Parks and Recreation					
Park Maintenance	7.0	7.0	7.0	2.0	3.0
Recreation Programs	3.5	3.5	2.5	2	2.0
Community Environment					
Building Dept.	5.0	4.0	4.0	3.0	3.0
Development Dept.	2.5	2.5	3.0	4.0	4.0
Engineering Dept.	3.0	2.0	2.0	2.0	1.0
Public Services	6.0	6.0	6.0	6.0	7.0
General Government					
Administration	2.0	2.0	2.0	2.0	2.5
Communications	1.0	1.0	1.0	1.0	1.0
Finance	3.0	2.0	3.0	4.0	4.0
Mayor/Council	2.0	2.0	2.0	2.0	1.0
Total	56.0	53.0	54.5	50.0	50.5

Note:

All part-time and seasonal employees for the purposes of this chart are considered to be a 1/2 time employees.

Source:

City of Powell Finance Department

OHIO AUDITOR OF STATE KEITH FABER



**CITY OF POWELL
DELAWARE COUNTY**

AUDITOR OF STATE OF OHIO CERTIFICATION

This is a true and correct copy of the report, which is required to be filed pursuant to Section 117.26, Revised Code, and which is filed in the Office of the Ohio Auditor of State in Columbus, Ohio.



Certified for Release 9/26/2023

88 East Broad Street, Columbus, Ohio 43215
Phone: 614-466-4514 or 800-282-0370

This report is a matter of public record and is available online at
www.ohioauditor.gov