



OHIO AUDITOR OF STATE
KEITH FABER



**COLUMBIANA COUNTY CAREER AND TECHNICAL CENTER
COLUMBIANA COUNTY
JUNE 30, 2022**

TABLE OF CONTENTS

TITLE	PAGE
Independent Auditor's Report	1
Prepared by Management:	
Management's Discussion and Analysis	5
Basic Financial Statements:	
Government-wide Financial Statements:	
Statement of Net Position	15
Statement of Activities.....	16
Fund Financial Statements:	
Balance Sheet	
Governmental Funds	17
Reconciliation of Total Governmental Fund Balances to Net Position of Governmental Activities	18
Statement of Revenues, Expenditures and Changes in Fund Balances Governmental Funds	19
Reconciliation of the Statement of Revenues, Expenditures and Changes in Fund Balances of Governmental Funds to the Statement of Activities	20
Statement of Revenues, Expenditures and Changes in Fund Balance – Budget and Actual (Non-GAAP Budgetary Basis) General Fund.....	21
Adult Education Fund	22
Notes to the Basic Financial Statements	23
Required Supplementary Information:	
Schedule of the Center's Proportionate Share of the Net Pension Liability (School Employees Retirement System (SERS) of Ohio)	64
Schedule of the Center's Proportionate Share of the Net Pension Liability (State Teachers Retirement System (STRS) of Ohio).....	66
Schedule of Center Pension Contributions (School Employees Retirement System (SERS) of Ohio)	68
Schedule of Center Pension Contributions (State Teacher Retirement System (STRS) of Ohio)	70

**COLUMBIANA COUNTY CAREER AND TECHNICAL CENTER
COLUMBIANA COUNTY
JUNE 30, 2022**

**TABLE OF CONTENTS
(Continued)**

TITLE	PAGE
Schedule of the Center's Proportionate Share of the Net OPEB Liability (School Employees Retirement System (SERS) of Ohio)	72
Schedule of the Center's Proportionate Share of the Net OPEB Liability/Asset (State Teachers Retirement System (STRS) of Ohio).....	74
Schedule of Center OPEB Contributions: (School Employees Retirement System (SERS) of Ohio)	76
Schedule of Center OPEB Contributions: (State Teachers Retirement System (STRS) of Ohio).....	78
Notes to the Required Supplementary Information	80
Schedule of Receipts and Expenditures of Federal Awards	83
Notes to the Schedule of Receipts and Expenditures of Federal Awards.....	84
Independent Auditor's Report on Internal Control Over Financial Reporting and on Compliance and Other Matters Required by <i>Government Auditing Standards</i>	85
Independent Auditor's Report on Compliance with Requirements Applicable to the Major Federal Program and on Internal Control Over Compliance Required by the Uniform Guidance	87
Schedule of Findings.....	91

OHIO AUDITOR OF STATE KEITH FABER



88 East Broad Street
Columbus, Ohio 43215
ContactUs@ohioauditor.gov
(800) 282-0370

INDEPENDENT AUDITOR'S REPORT

Columbiana County Career and Technical Center
Columbiana County
9364 State Route 45
Lisbon, Ohio 44432

To the Board of Education:

Report on the Audit of the Financial Statements

Opinions

We have audited the financial statements of the governmental activities, each major fund, and the aggregate remaining fund information of the Columbiana County Career and Technical Center, Columbiana County, Ohio (the Center), as of and for the year ended June 30, 2022, and the related notes to the financial statements, which collectively comprise the Center's basic financial statements as listed in the table of contents.

In our opinion, the accompanying financial statements referred to above present fairly, in all material respects, the respective financial position of the governmental activities, each major fund, and the aggregate remaining fund information of the Columbiana County Career and Technical Center, Columbiana County, Ohio as of June 30, 2022, and the respective changes in financial position thereof and the respective budgetary comparisons for the General and Adult Education funds for the year then ended in accordance with the accounting principles generally accepted in the United States of America.

Basis for Opinions

We conducted our audit in accordance with auditing standards generally accepted in the United States of America (GAAS) and the standards applicable to financial audits contained in *Government Auditing Standards*, issued by the Comptroller General of the United States. Our responsibilities under those standards are further described in the *Auditor's Responsibilities for the Audit of the Financial Statements* section of our report. We are required to be independent of the Center, and to meet our other ethical responsibilities, in accordance with the relevant ethical requirements relating to our audit. We believe that the audit evidence we have obtained is sufficient and appropriate to provide a basis for our audit opinions.

Emphasis of Matter

As discussed in Note 3 to the financial statements, during 2022, the Center adopted new accounting guidance in Governmental Accounting Standards Board (GASB) Statement No. 87, *Leases*. In addition, as discussed in Note 16 to the financial statements, the financial impact of COVID-19 and the continuing emergency measures may impact subsequent periods of the Center. Our opinion is not modified with respect to these matters.

Responsibilities of Management for the Financial Statements

Management is responsible for the preparation and fair presentation of the financial statements in accordance with accounting principles generally accepted in the United States of America, and for the design, implementation, and maintenance of internal control relevant to the preparation and fair presentation of financial statements that are free from material misstatement, whether due to fraud or error.

In preparing the financial statements, management is required to evaluate whether there are conditions or events, considered in the aggregate, that raise substantial doubt about the Center's ability to continue as a going concern for twelve months beyond the financial statement date, including any currently known information that may raise substantial doubt shortly thereafter.

Auditor's Responsibilities for the Audit of the Financial Statements

Our objectives are to obtain reasonable assurance about whether the financial statements as a whole are free from material misstatement, whether due to fraud or error, and to issue an auditor's report that includes our opinions. Reasonable assurance is a high level of assurance but is not absolute assurance and therefore is not a guarantee that an audit conducted in accordance with GAAS and *Government Auditing Standards* will always detect a material misstatement when it exists. The risk of not detecting a material misstatement resulting from fraud is higher than for one resulting from error, as fraud may involve collusion, forgery, intentional omissions, misrepresentations, or the override of internal control. Misstatements are considered material if there is a substantial likelihood that, individually or in the aggregate, they would influence the judgment made by a reasonable user based on the financial statements.

In performing an audit in accordance with GAAS and *Government Auditing Standards*, we

- exercise professional judgment and maintain professional skepticism throughout the audit.
- identify and assess the risks of material misstatement of the financial statements, whether due to fraud or error, and design and perform audit procedures responsive to those risks. Such procedures include examining, on a test basis, evidence regarding the amounts and disclosures in the financial statements.
- obtain an understanding of internal control relevant to the audit in order to design audit procedures that are appropriate in the circumstances, but not for the purpose of expressing an opinion on the effectiveness of the Center's internal control. Accordingly, no such opinion is expressed.
- evaluate the appropriateness of accounting policies used and the reasonableness of significant accounting estimates made by management, as well as evaluate the overall presentation of the financial statements.
- conclude whether, in our judgment, there are conditions or events, considered in the aggregate, that raise substantial doubt about the Center's ability to continue as a going concern for a reasonable period of time.

We are required to communicate with those charged with governance regarding, among other matters, the planned scope and timing of the audit, significant audit findings, and certain internal control-related matters that we identified during the audit.

Required Supplementary Information

Accounting principles generally accepted in the United States of America require that the *management's discussion and analysis*, and schedules of net pension and other post-employment benefit liabilities and pension and other post-employment benefit contributions be presented to supplement the basic financial statements. Such information is the responsibility of management and, although not a part of the basic financial statements, is required by the Governmental Accounting Standards Board who considers it to be an essential part of financial reporting for placing the basic financial statements in an appropriate operational, economic, or historical context. We have applied certain limited procedures to the required supplementary information in accordance with auditing standards generally accepted in the United States of America, which consisted of inquiries of management about the methods of preparing the information and comparing the information for consistency with management's responses to our inquiries, the basic financial statements, and other knowledge we obtained during our audit of the basic financial statements. We do not express an opinion or provide any assurance on the information because the limited procedures do not provide us with sufficient evidence to express an opinion or provide any assurance.

Supplementary information

Our audit was conducted for the purpose of forming opinions on the financial statements that collectively comprise the Center's basic financial statements. The Schedule of Receipts and Expenditures of Federal Awards as required by Title 2 U.S. Code of Federal Regulations (CFR) Part 200, Uniform Administrative Requirements, Cost Principles, and Audit Requirements for Federal Awards is presented for purposes of additional analysis and is not a required part of the basic financial statements.

Such information is the responsibility of management and was derived from and relates directly to the underlying accounting and other records used to prepare the basic financial statements. The information has been subjected to the auditing procedures applied in the audit of the basic financial statements and certain additional procedures, including comparing and reconciling such information directly to the underlying accounting and other records used to prepare the basic financial statements or to the basic financial statements themselves, and other additional procedures in accordance with auditing standards generally accepted in the United States of America. In our opinion, the Schedule of Receipts and Expenditures of Federal Awards is fairly stated, in all material respects, in relation to the basic financial statements as a whole.

Other Reporting Required by Government Auditing Standards

In accordance with *Government Auditing Standards*, we have also issued our report dated January 17, 2023, on our consideration of the Center's internal control over financial reporting and our tests of its compliance with certain provisions of laws, regulations, contracts and grant agreements and other matters. The purpose of that report is solely to describe the scope of our testing of internal control over financial reporting and compliance and the results of that testing, and not to provide an opinion on the effectiveness of the Center's internal control over financial reporting or on compliance. That report is an integral part of an audit performed in accordance with *Government Auditing Standards* in considering the Center's internal control over financial reporting and compliance.



Keith Faber
Auditor of State
Columbus, Ohio

January 17, 2023

This page intentionally left blank.

**COLUMBIANA COUNTY CAREER AND TECHNICAL CENTER
COLUMBIANA COUNTY, OHIO**

MANAGEMENT'S DISCUSSION AND ANALYSIS
FOR THE FISCAL YEAR ENDED JUNE 30, 2022
(UNAUDITED)

The management's discussion and analysis of the Columbiana County Career and Technical Center's (the "Center") financial performance provides an overall review of the Center's financial activities for the fiscal year ended June 30, 2022. The intent of this discussion and analysis is to look at the Center's financial performance as a whole; readers should also review the basic financial statements and the notes to the basic financial statements to enhance their understanding of the Center's financial performance.

Financial Highlights

Key financial highlights for fiscal year 2022 are as follows:

- In total, net position of governmental activities increased \$2,045,893 which represents a 15.09% increase from 2021's net position.
- General revenues accounted for \$6,888,739 in revenue or 64.59% of all revenues. Program specific revenues in the form of charges for services and sales, grants and contributions accounted for \$3,776,270 or 35.41% of total revenues of \$10,665,009.
- The Center had \$8,619,116 in expenses related to governmental activities; \$3,776,270 of these expenses were offset by program specific charges for services, grants or contributions. General revenues supporting governmental activities (primarily taxes and unrestricted grants and entitlements) of \$6,888,739 were adequate to provide for these programs.
- The Center's major governmental funds are the general fund, adult education fund, and permanent improvement fund. The general fund had \$7,785,536 in revenues and \$7,422,970 in expenditures and other financing uses. During fiscal year 2022, the general fund's fund balance increased \$362,566 from \$3,455,810 to \$3,818,376.
- The adult education fund had \$1,966,091 in revenues and \$1,939,113 in expenditures. During fiscal year 2022, the adult education fund's fund balance increased \$26,978 from \$938,203 to \$965,181.
- The permanent improvement fund had \$1,020,359 in revenues and other financing sources and \$450,817 in expenditures. During fiscal year 2022, the permanent improvement fund's fund balance increased \$569,542 from \$3,189,525 to \$3,759,067.

Using these Basic Financial Statements

This annual report consists of a series of financial statements and notes to those statements. These statements are organized so the reader can understand the Center as a financial whole, an entire operating entity. The statements then proceed to provide an increasingly detailed look at specific financial activities.

The *statement of net position* and *statement of activities* provide information about the activities of the whole Center, presenting both an aggregate view of the Center's finances and a longer-term view of those finances. Fund financial statements provide the next level of detail. For governmental funds, these statements tell how services were financed in the short-term as well as what remains for future spending. The fund financial statements also look at the Center's most significant funds with all other nonmajor funds presented in total in one column. In the case of the Center, the general fund, adult education fund and permanent improvement fund are by far the most significant funds, and the only governmental funds reported as major funds.

**COLUMBIANA COUNTY CAREER AND TECHNICAL CENTER
COLUMBIANA COUNTY, OHIO**

MANAGEMENT'S DISCUSSION AND ANALYSIS
FOR THE FISCAL YEAR ENDED JUNE 30, 2022
(UNAUDITED)

Reporting the Center as a Whole

Statement of Net Position and the Statement of Activities

While this document contains the large number of funds used by the Center to provide programs and activities, the view of the Center as a whole looks at all financial transactions and asks the question, "How did we do financially during fiscal year 2022?" The statement of net position and the statement of activities answer this question. These statements include *all assets, deferred outflows, liabilities, deferred inflows, revenues and expenses* using the *accrual basis of accounting* similar to the accounting used by most private-sector companies. This basis of accounting will take into account all of the current year's revenues and expenses regardless of when cash is received or paid.

These two statements report the Center's *net position* and changes in that position. This change in net position is important because it tells the reader that, for the Center as a whole, the *financial position* of the Center has improved or diminished. The causes of this change may be the result of many factors, some financial, some not. Non-financial factors include the Center's property tax base, current property tax laws in Ohio restricting revenue growth, facility conditions, required educational programs and other factors.

In the statement of net position and the statement of activities, the Governmental Activities include the Center's programs and services, including instruction, support services, operation and maintenance of plant, pupil transportation, extracurricular activities, and food service operations.

The Center's statement of net position and statement of activities can be found on pages 15-16 of this report.

Reporting the Center's Most Significant Funds

Fund Financial Statements

The analysis of the Center's major governmental funds begins on page 12. Fund financial reports provide detailed information about the Center's major funds. The Center uses many funds to account for a multitude of financial transactions. However, these fund financial statements focus on the Center's most significant funds. The Center's major governmental funds are the general fund, adult education fund and permanent improvement fund.

Governmental Funds

All of the Center's activities are reported in governmental funds, which focus on how money flows into and out of those funds and the balances left at year-end available for spending in future periods. These funds are reported using an accounting method called *modified accrual* accounting which measures cash and all other *financial assets* that can readily be converted to cash. The governmental fund financial statements provide a detailed *short-term* view of the Center's general government operations and the basic services it provides. Governmental fund information helps you determine whether there are more or fewer financial resources that can be spent in the near future to finance educational programs. The relationship (or differences) between governmental *activities* (reported in the statement of net position and the statement of activities) and governmental *funds* is reconciled in the basic financial statements. The basic governmental fund financial statements can be found on pages 17-22 of this report.

Notes to the Basic Financial Statements

The notes provide additional information that is essential to a full understanding of the data provided in the government-wide and fund financial statements. These notes to the basic financial statements can be found on pages 23-61 of this report.

Required Supplemental Information

In addition to the basic financial statements and accompanying notes, this report also presents certain required supplementary information concerning the Center's net pension liability and net OPEB liability/asset. The required supplementary information can be found on pages 64-82 of this report.

**COLUMBIANA COUNTY CAREER AND TECHNICAL CENTER
COLUMBIANA COUNTY, OHIO**

MANAGEMENT'S DISCUSSION AND ANALYSIS
FOR THE FISCAL YEAR ENDED JUNE 30, 2022
(UNAUDITED)

The Center as a Whole

The statement of net position provides the perspective of the Center as a whole. The table below provides a summary of the Center's net position at June 30, 2022 and June 30, 2021.

	Net Position	
	Governmental Activities 2022	Governmental Activities 2021
<u>Assets</u>		
Current and other assets	\$ 13,665,570	\$ 11,868,485
Capital assets, net	14,002,250	14,042,635
Total assets	27,667,820	25,911,120
<u>Deferred Outflows of Resources</u>		
Pension	1,702,767	1,428,681
OPEB	188,414	210,074
Total deferred outflows of resources	1,891,181	1,638,755
<u>Liabilities</u>		
Current liabilities	1,061,009	547,270
Long-term liabilities:		
Due within one year	172,754	132,372
Due within more than one year:		
Net pension liability	4,395,792	8,204,774
Net OPEB liability	531,927	591,714
Other amounts	332,950	340,589
Total liabilities	6,494,432	9,816,719
<u>Deferred Inflows of Resources</u>		
Property taxes levied for the next fiscal year	2,722,689	2,805,524
Pension	3,753,453	453,716
OPEB	987,172	918,554
Total deferred inflows of resources	7,463,314	4,177,794
<u>Net Position</u>		
Net investment in capital assets	13,589,964	14,029,659
Restricted	1,132,083	988,102
Unrestricted (deficit)	879,208	(1,462,399)
Total net position	\$ 15,601,255	\$ 13,555,362

The net pension liability (NPL) is the largest single liability reported by the Center at June 30, 2022 and is reported pursuant to GASB Statement 68, "Accounting and Financial Reporting for Pensions—an Amendment of GASB Statement 27." The Center adopted GASB Statement 75, "Accounting and Financial Reporting for Postemployment Benefits Other Than Pensions," which significantly revises accounting for costs and liabilities related to other postemployment benefits (OPEB). For reasons discussed below, many end users of this financial statement will gain a clearer understanding of the Center's actual financial condition by adding deferred inflows related to pension and OPEB, the net pension liability and the net OPEB liability/asset to the reported net position and subtracting deferred outflows related to pension and OPEB.

**COLUMBIANA COUNTY CAREER AND TECHNICAL CENTER
COLUMBIANA COUNTY, OHIO**

MANAGEMENT'S DISCUSSION AND ANALYSIS
FOR THE FISCAL YEAR ENDED JUNE 30, 2022
(UNAUDITED)

Governmental Accounting Standards Board standards are national and apply to all government financial reports prepared in accordance with generally accepted accounting principles. Prior accounting for pensions (GASB 27) and postemployment benefits (GASB 45) focused on a funding approach. This approach limited pension and OPEB costs to contributions annually required by law, which may or may not be sufficient to fully fund each plan's *net pension liability* or *net OPEB liability*. GASB 68 and GASB 75 take an earnings approach to pension and OPEB accounting; however, the nature of Ohio's statewide pension/OPEB plans and state law governing those systems requires additional explanation in order to properly understand the information presented in these statements.

GASB 68 and GASB 75 require the net pension liability and the net OPEB liability/asset to equal the Center's proportionate share of each plan's collective:

1. Present value of estimated future pension/OPEB benefits attributable to active and inactive employees' past service.
2. Minus plan assets available to pay these benefits.

GASB notes that pension and OPEB obligations, whether funded or unfunded, are part of the "employment exchange" – that is, the employee is trading his or her labor in exchange for wages, benefits, and the promise of a future pension and other postemployment benefits. GASB noted that the unfunded portion of this promise is a present obligation of the government, part of a bargained-for benefit to the employee and should accordingly be reported by the government as a liability since they received the benefit of the exchange. However, the Center is not responsible for certain key factors affecting the balance of these liabilities. In Ohio, the employee shares the obligation of funding pension benefits with the employer. Both employer and employee contribution rates are capped by State statute. A change in these caps requires action of both Houses of the General Assembly and approval of the Governor. Benefit provisions are also determined by State statute. The Ohio revised Code permits but does not require the retirement systems to provide healthcare to eligible benefit recipients. The retirement systems may allocate a portion of the employer contributions to provide for these OPEB benefits.

The employee enters the employment exchange with the knowledge that the employer's promise is limited not by contract but by law. The employer enters the exchange also knowing that there is a specific, legal limit to its contribution to the retirement system. In Ohio, there is no legal means to enforce the unfunded liability of the pension/OPEB plan *as against the public employer*. State law operates to mitigate/lessen the moral obligation of the public employer to the employee, because all parties enter the employment exchange with notice as to the law. The retirement system is responsible for the administration of the pension and OPEB plans.

Most long-term liabilities have set repayment schedules or, in the case of compensated absences (i.e. sick and vacation leave), are satisfied through paid time-off or termination payments. There is no repayment schedule for the net pension liability or the net OPEB liability. As explained above, changes in benefits, contribution rates, and return on investments affect the balance of these liabilities but are outside the control of the local government. In the event that contributions, investment returns, and other changes are insufficient to keep up with required payments, State statute does not assign/identify the responsible party for the unfunded portion. Due to the unique nature of how the net pension liability and the net OPEB liability are satisfied, these liabilities are separately identified within the long-term liability section of the statement of net position.

In accordance with GASB 68 and GASB 75, the Center's statements prepared on an accrual basis of accounting include an annual pension expense and an annual OPEB expense for their proportionate share of each plan's *change* in net pension liability and net OPEB liability/asset, respectively, not accounted for as deferred inflows/outflows.

Over time, net position can serve as a useful indicator of a government's financial position. At June 30, 2022, the Center's assets and deferred outflows of resources exceeded liabilities and deferred inflows of resources by \$15,601,255.

**COLUMBIANA COUNTY CAREER AND TECHNICAL CENTER
COLUMBIANA COUNTY, OHIO**

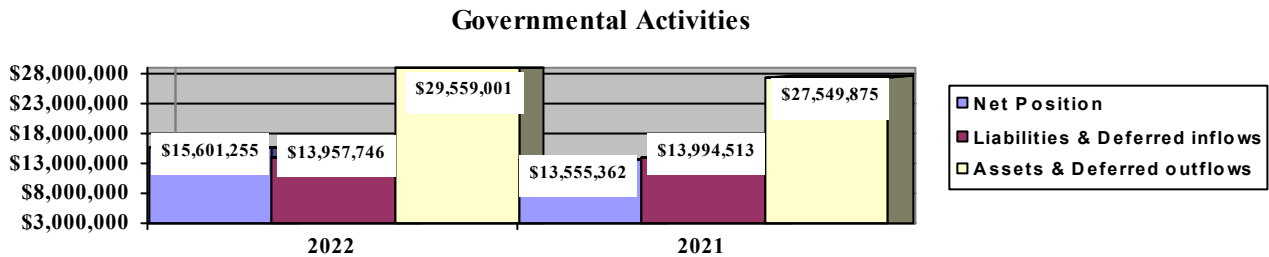
MANAGEMENT'S DISCUSSION AND ANALYSIS
FOR THE FISCAL YEAR ENDED JUNE 30, 2022
(UNAUDITED)

At year-end, capital assets represented 50.61% of total assets. Capital assets include land, construction in progress, land improvements, buildings and improvements, furniture and equipment, vehicles and intangible right to use – leased equipment. The Center had \$13,589,964 invested in capital assets at June 30, 2022. These capital assets are used to provide services to the students and are not available for future spending.

A portion of the Center's net position, \$1,132,083, represents resources that are subject to external restriction on how they may be used. The remaining balance of unrestricted net position is \$879,208.

The net pension liability decreased \$3,808,982 or 46.42% and deferred inflows of resources related to pension increased \$3,299,737 or 727.27%. These changes were the result of changes at the pension system level for the State Teachers Retirement System (STRS) and the School Employees Retirement System (SERS). Net investment income on investments at both pension systems exceeded estimates for the fiscal year 2021 measurement that are used for the fiscal year 2022 reporting which cause a large increase in pension plan fiduciary net position.

The graph below illustrates the governmental activities assets and deferred outflows, liabilities and deferred inflows and net position at June 30, 2022 and June 30, 2021:



The table below shows the change in net position for fiscal years 2022 and 2021.

	Change in Net Position	
	Governmental Activities 2022	Governmental Activities 2021
<u>Revenues</u>		
Program revenues:		
Charges for services and sales	\$ 1,496,032	\$ 1,909,999
Operating grants and contributions	2,280,238	1,384,870
General revenues:		
Property taxes	3,310,097	3,106,995
Grants and entitlements	3,538,486	3,670,141
Investment earnings	20,359	10,536
Other	19,797	38,658
Total revenues	<u>10,665,009</u>	<u>10,121,199</u>

-Continued

**COLUMBIANA COUNTY CAREER AND TECHNICAL CENTER
COLUMBIANA COUNTY, OHIO**

MANAGEMENT'S DISCUSSION AND ANALYSIS
FOR THE FISCAL YEAR ENDED JUNE 30, 2022
(UNAUDITED)

Change in Net Position - (Continued)

	Governmental Activities 2022	Governmental Activities 2021
<u>Expenses</u>	<u>2022</u>	<u>2021</u>
Program expenses:		
Instruction:		
Vocational	\$ 3,861,741	\$ 4,243,602
Adult/Continuing	682,106	764,477
Support services:		
Pupil	712,221	855,875
Instructional staff	1,196,718	1,286,310
Board of education	21,416	25,653
Administration	433,191	499,222
Fiscal	379,222	374,146
Operations and maintenance	983,529	964,246
Pupil transportation	3,482	3,482
Central	5,579	5,579
Operations of non-instructional services:		
Other non-instructional services	4,552	3,376
Food service operations	220,692	215,252
Extracurricular activities	114,291	28,431
Interest and fiscal charges	376	-
Total expenses	<u>8,619,116</u>	<u>9,269,651</u>
Change in net position	2,045,893	851,548
Net position at beginning of year	<u>13,555,362</u>	<u>12,703,814</u>
Net position at end of year	<u>\$ 15,601,255</u>	<u>\$ 13,555,362</u>

Governmental Activities

Net position of the Center's governmental activities increased \$2,045,893. Total governmental expenses of \$8,619,116, were offset by program revenues of \$3,776,270 and general revenues of \$6,888,739. Program revenues supported 43.81% of the total governmental expenses.

Overall, expenses of the governmental activities decreased \$650,535 or 7.02%. This decrease is primarily the result of a decrease in pension expense. Pension expense decreased approximately \$1,135,059. This decrease was the result of a decrease in expenses incurred at the pension system level for the State Teachers Retirement System (STRS) and the School Employees Retirement System (SERS) due to an increase in net investment income on investments compared to previous years.

The primary sources of revenue for governmental activities are derived from property taxes, and grants and entitlements. These revenue sources represent 64.22% of total governmental revenue.

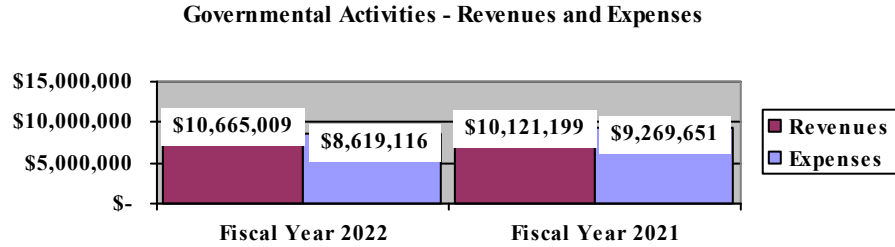
In the area of program revenues, operating grants and contributions increased and charges for services and sales decreased primarily as a result of a change in the center foundation funding model. Certain revenues previously reported in tuition are now reported in grants and entitlements not restricted to specific programs general revenue and revenues previously reported as grants and entitlements not restricted to specific programs general revenues are now reported in operating grants and contributions.

**COLUMBIANA COUNTY CAREER AND TECHNICAL CENTER
COLUMBIANA COUNTY, OHIO**

MANAGEMENT'S DISCUSSION AND ANALYSIS
FOR THE FISCAL YEAR ENDED JUNE 30, 2022
(UNAUDITED)

The largest expense of the Center is for instructional programs. Instruction expenses totaled \$4,543,847 or 52.72% of total governmental expenses for fiscal year 2022.

The graph below presents the Center's governmental activities revenue and expenses for fiscal years 2022 and 2021.



The statement of activities shows the cost of program services and the charges for services and grants offsetting those services. The following table shows, for governmental activities, the total cost of services and the net cost of services. That is, it identifies the cost of these services supported by tax revenue and unrestricted State grants and entitlements.

Governmental Activities

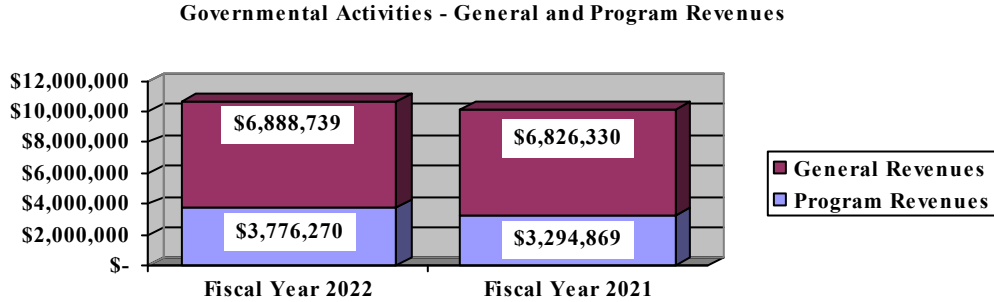
	Total Cost of Services 2022	Net Cost of Services 2022	Total Cost of Services 2021	Net Cost of Services 2021
Program expenses				
Instruction:				
Vocational	\$ 3,861,741	\$ 2,724,189	\$ 4,243,602	\$ 3,480,564
Adult/Continuing	682,106	(57,032)	764,477	(55,584)
Support services:				
Pupil	712,221	253,492	855,875	386,819
Instructional staff	1,196,718	528,165	1,286,310	712,785
Board of education	21,416	21,416	25,653	25,653
Administration	433,191	211,985	499,222	277,092
Fiscal	379,222	294,138	374,146	313,566
Operations and maintenance	983,529	820,315	964,246	759,979
Pupil transportation	3,482	3,482	3,482	3,482
Central	5,579	5,579	5,579	5,579
Operations of non-instructional services:				
Other non-instructional services	4,552	4,552	3,376	3,376
Food service operations	220,692	(33,812)	215,252	60,043
Extracurricular activities	114,291	66,001	28,431	1,428
Interest and fiscal charges	376	376	-	-
Total expenses	\$ 8,619,116	\$ 4,842,846	\$ 9,269,651	\$ 5,974,782

The dependence upon tax and other general revenues for governmental activities is apparent; 58.70% of instruction activities are supported through taxes and other general revenues. For all governmental activities, general revenue support is 56.19%. The Center's taxpayers and unrestricted grants and entitlements from the State are by far the primary support for the Career Center's students.

**COLUMBIANA COUNTY CAREER AND TECHNICAL CENTER
COLUMBIANA COUNTY, OHIO**

MANAGEMENT'S DISCUSSION AND ANALYSIS
FOR THE FISCAL YEAR ENDED JUNE 30, 2022
(UNAUDITED)

The graph below presents the Center's governmental activities revenue for fiscal years 2022 and 2021.



The Career Center's Funds

The Center's governmental funds reported a combined fund balance of \$8,666,333, which is greater than last year's total of \$7,720,144. The schedule below indicates the fund balance and the total change in fund balance as of June 30, 2022 and June 30, 2021.

	Fund Balance June 30, 2022	Fund Balance June 30, 2021	Increase/ (Decrease)	Percentage Change
General	\$ 3,818,376	\$ 3,455,810	\$ 362,566	10.49 %
Adult Education	965,181	938,203	26,978	2.88 %
Permanent Improvement	3,759,067	3,189,525	569,542	17.86 %
Other Governmental	123,709	136,606	(12,897)	(9.44) %
Total	\$ 8,666,333	\$ 7,720,144	\$ 946,189	12.26 %

General Fund

The Center's general fund balance increased \$362,566.

The table that follows assists in illustrating the financial activities and fund balance of the general fund.

	2022 Amount	2021 Amount	Increase/ (Decrease)	Percentage Change
Revenues				
Taxes	\$ 3,053,539	\$ 2,894,181	\$ 159,358	5.51 %
Tuition and fees	22,407	424,318	(401,911)	(94.72) %
Intergovernmental	4,685,785	3,941,872	743,913	18.87 %
Extracurricular	4,810	-	4,810	100.00 %
Miscellaneous	18,995	38,658	(19,663)	(50.86) %
Total	\$ 7,785,536	\$ 7,299,029	\$ 486,507	6.67 %
Expenditures				
Instruction	\$ 3,645,085	\$ 3,444,437	\$ 200,648	5.83 %
Support services	2,702,693	2,383,591	319,102	13.39 %
Operation of non-instructional services	19,323	-	19,323	100.00 %
Extracurricular activities	54,184	17,975	36,209	201.44 %
Debt service	1,685	-	1,685	100.00 %
Total	\$ 6,422,970	\$ 5,846,003	\$ 576,967	9.87 %

**COLUMBIANA COUNTY CAREER AND TECHNICAL CENTER
COLUMBIANA COUNTY, OHIO**

MANAGEMENT'S DISCUSSION AND ANALYSIS
FOR THE FISCAL YEAR ENDED JUNE 30, 2022
(UNAUDITED)

Overall revenues and expenditures of the general fund increased \$486,507 or 6.67% and \$576,967 or 9.87%, respectively. Tuition and fees decreased and intergovernmental revenue increased during the current fiscal year primarily as a result of a change in the center foundation funding model. Certain revenues previously reported in tuition are now reported in intergovernmental revenue under the new funding model. Support services increased in the current fiscal year due to an increase in operations and maintenance related expenditures. All other revenues and expenditures remained comparable to fiscal year 2021.

Adult Education Fund

The adult education fund had \$1,966,091 in revenues and \$1,939,113 in expenditures. During fiscal year 2022, the adult education fund's fund balance increased \$26,978 from \$938,203 to \$965,181.

Permanent Improvement Fund

The permanent improvement fund had \$1,020,359 in revenues and other financing sources and \$450,817 in expenditures. During fiscal year 2022, the permanent improvement fund's fund balance increased \$569,542 from \$3,189,525 to \$3,759,067. This increase was primarily due to the District approving transfers from the general fund to the permanent improvement fund that are earmarked for upgrades and improvements to the facility. The transfers in exceed the facilities and acquisition and construction expenditures in the current year by \$549,183.

General Fund Budgeting Highlights

The Center's budget is prepared according to Ohio law and is based on accounting for certain transactions on a basis of cash receipts, disbursements and encumbrances. The most significant budgeted fund is the general fund.

During the course of fiscal year 2022, the Center amended its general fund budget several times. For the general fund, original budgeted revenues and other financing sources were \$7,166,330 and final budgeted revenues and other financing sources were \$7,661,212. Actual revenues and other financing sources for fiscal year 2022 were \$7,663,200. This represents a \$1,988 increase from final budgeted revenues and other financing sources.

General fund original and final appropriations and other financing uses were \$7,675,331. The actual budget basis expenditures and other financing uses for fiscal year 2022 totaled \$7,330,698, which was \$344,633 less than the final budget appropriations and other financing uses.

Capital Assets and Debt Administration

Capital Assets

At the end of fiscal year 2022, the Center had \$14,002,250 invested in land, construction in progress, land improvements, buildings and improvements, furniture and equipment, vehicles, and intangible right to use equipment. This entire amount is reported in governmental activities. The capital assets at June 30, 2021 have been restated as described in Note 3 and Note 8. The table below shows June 30, 2022 balances compared to June 30, 2021.

**Capital Assets at June 30
(Net of Depreciation/Amortization)**

	Governmental Activities	
	2022	(Restated) 2021
Land	\$ 230,238	\$ 230,238
Construction in progress	629,376	64,971
Land improvements	542,566	573,427
Building and improvements	11,409,625	11,890,280
Furniture and equipment	1,173,151	1,268,048
Vehicles	12,189	15,671
Intangible right to use - leased equipment	5,105	6,563
Total	\$ 14,002,250	\$ 14,049,198

**COLUMBIANA COUNTY CAREER AND TECHNICAL CENTER
COLUMBIANA COUNTY, OHIO**

MANAGEMENT'S DISCUSSION AND ANALYSIS
FOR THE FISCAL YEAR ENDED JUNE 30, 2022
(UNAUDITED)

The overall the decrease in capital assets of \$46,948 is due to depreciation/amortization expense of \$785,870 and disposals (net depreciation/amortization) of \$6,829 exceeding capital outlays of \$745,751 in fiscal year 2022.

See Note 8 to the basic financial statements for additional information on the Center's capital assets.

Debt Administration

At June 30, 2022, the Center had \$5,228 in debt outstanding, of which \$1,384 is due within one year and \$3,844 is due in greater than one year. Long-term obligations at June 30, 2021 have been restated as described in Note 3 and Note 9 due to the implementation of GASB Statement No. 87. The following table summarizes the Center's debt obligations outstanding.

Outstanding Debt, at Year End

	Governmental Activities	
	2022	(Restated) 2021
Lease obligation	\$ 5,228	\$ 6,563

See Note 9 to the basic financial statements for detail on the Center's debt administration.

Current Financial Related Activities

Transfers from the General Fund to the Permanent Improvement Fund are earmarked for upgrades and improvements to the facility. Consideration is given to programming needs, improving energy efficiency, and safety.

Three projects were ongoing during fiscal year 2022.

1. Sanitary Line Replacement (\$112,259) – The existing sanitary line in Corridor 241 of Wing 2 was not draining correctly. A section of the horizontal run of the piping had sagged and allowed sewage to be trapped. The existing terrazzo in the corridor was replaced as needed for the replacement of the existing sanitary line.
2. Adult Education Addition (\$946,500) – Construction began on a 1,684 square foot addition to house four administrative offices and a reception area for the adult education program. The addition will allow for increased separation between adult and secondary students. The area that was used for adult education offices will be used by the secondary program in the future.
3. Cafeteria Renovation (\$1,643,000) – Renovations began on the cafeteria, stage, media center, and former adult education offices. Improvements include new ceilings, terrazzo flooring, carpeting, led lighting, distance learning room, conference room, and enlarged classroom space.

Contacting the Center's Financial Management

This financial report is designed to provide our citizens, taxpayers, and investors and creditors with a general overview of the Center's finances and to show the Center's accountability for the money it receives. If you have questions about this report or need additional financial information contact Ms. Katherine Scanlon, Treasurer, Columbiana County Career and Technical Center, 9364 State Route 45, Lisbon, Ohio 44432.

**COLUMBIANA COUNTY CAREER AND TECHNICAL CENTER
COLUMBIANA COUNTY, OHIO**

STATEMENT OF NET POSITION
JUNE 30, 2022

	Governmental Activities
Assets:	
Equity in pooled cash and investments	\$ 9,629,819
Receivables:	
Property taxes	3,483,817
Accounts	802
Intergovernmental	627
Prepayments	2,280
Materials and supplies inventory	989
Inventory held for resale	1,150
Net OPEB asset	546,086
Capital assets:	
Nondepreciable/amortized capital assets	859,614
Depreciable/amortized capital assets, net	13,142,636
Capital assets, net	14,002,250
Total assets	27,667,820
 Deferred outflows of resources:	
Pension	1,702,767
OPEB	188,414
Total deferred outflows of resources	1,891,181
 Liabilities:	
Accounts payable	75,509
Contracts payable	356,267
Retainage payable	50,791
Accrued wages and benefits payable	491,531
Intergovernmental payable	76,470
Accrued interest payable	26
Unearned revenue	10,415
Long-term liabilities:	
Due within one year	172,754
Due in more than one year:	
Net pension liability	4,395,792
Net OPEB liability	531,927
Other amounts due in more than one year	332,950
Total liabilities	6,494,432
 Deferred inflows of resources:	
Property taxes levied for the next fiscal year	2,722,689
Pension	3,753,453
OPEB	987,172
Total deferred inflows of resources	7,463,314
 Net position:	
Net investment in capital assets	13,589,964
Restricted for:	
Capital projects	95,678
Adult education	911,401
Food service operations	92,893
Student activities	26,091
Other purposes	6,020
Unrestricted	879,208
Total net position	\$ 15,601,255

SEE ACCOMPANYING NOTES TO THE BASIC FINANCIAL STATEMENTS

**COLUMBIANA COUNTY CAREER AND TECHNICAL CENTER
COLUMBIANA COUNTY, OHIO**

STATEMENT OF ACTIVITIES
FOR THE FISCAL YEAR ENDED JUNE 30, 2022

	Expenses	Program Revenues		Net (Expense) Revenue and Changes in Net Position
		Charges for Services and Sales	Operating Grants and Contributions	Governmental Activities
Governmental activities:				
Instruction:				
Vocational	\$ 3,861,741	\$ 27,217	\$ 1,110,335	\$ (2,724,189)
Adult/continuing	682,106	531,968	207,170	57,032
Support services:				
Pupil	712,221	104,960	353,769	(253,492)
Instructional staff	1,196,718	441,986	226,567	(528,165)
Board of education	21,416	-	-	(21,416)
Administration	433,191	159,205	62,001	(211,985)
Fiscal	379,222	61,236	23,848	(294,138)
Operations and maintenance	983,529	115,668	47,546	(820,315)
Pupil transportation	3,482	-	-	(3,482)
Central	5,579	-	-	(5,579)
Operation of non-instructional services:				
Food service operations	220,692	20,952	233,552	33,812
Other non-instructional services	4,552	-	-	(4,552)
Extracurricular activities	114,291	32,840	15,450	(66,001)
Interest and fiscal charges	376	-	-	(376)
Totals	<u>\$ 8,619,116</u>	<u>\$ 1,496,032</u>	<u>\$ 2,280,238</u>	<u>(4,842,846)</u>
General revenues:				
Property taxes levied for:				
General purposes				3,310,097
Grants and entitlements not restricted to specific programs				3,538,486
Investment earnings				20,359
Miscellaneous				19,797
Total general revenues				<u>6,888,739</u>
Change in net position				2,045,893
Net position at beginning of year				<u>13,555,362</u>
Net position at end of year				<u>\$ 15,601,255</u>

SEE ACCOMPANYING NOTES TO THE BASIC FINANCIAL STATEMENTS

**COLUMBIANA COUNTY CAREER AND TECHNICAL CENTER
COLUMBIANA COUNTY, OHIO**

BALANCE SHEET
GOVERNMENTAL FUNDS
JUNE 30, 2022

	<u>General</u>	<u>Adult Education</u>	<u>Permanent Improvement</u>	<u>Nonmajor Governmental Funds</u>	<u>Total Governmental Funds</u>
Assets:					
Equity in pooled cash and investments	\$ 4,274,314	\$ 1,156,279	\$ 4,070,447	\$ 128,779	\$ 9,629,819
Receivables:					
Property taxes	3,483,817	-	-	-	3,483,817
Accounts	802	-	-	-	802
Intergovernmental	627	-	-	-	627
Prepayments	2,280	-	-	-	2,280
Materials and supplies inventory	-	-	-	989	989
Inventory held for resale	-	-	-	1,150	1,150
Total assets	<u>\$ 7,761,840</u>	<u>\$ 1,156,279</u>	<u>\$ 4,070,447</u>	<u>\$ 130,918</u>	<u>\$ 13,119,484</u>
Liabilities:					
Accounts payable	\$ 35,862	\$ 32,438	\$ -	\$ 7,209	\$ 75,509
Contracts payable	-	84,348	271,919	-	356,267
Retainage payable	-	11,330	39,461	-	50,791
Accrued wages and benefits payable	447,800	43,731	-	-	491,531
Compensated absences payable	80,573	-	-	-	80,573
Intergovernmental payable	67,634	8,836	-	-	76,470
Unearned revenue	-	10,415	-	-	10,415
Total liabilities	<u>631,869</u>	<u>191,098</u>	<u>311,380</u>	<u>7,209</u>	<u>1,141,556</u>
Deferred inflows of resources:					
Property taxes levied for the next fiscal year	2,722,689	-	-	-	2,722,689
Delinquent property tax revenue not available	587,477	-	-	-	587,477
Intergovernmental revenue not available	627	-	-	-	627
Miscellaneous revenue not available	802	-	-	-	802
Total deferred inflows of resources	<u>3,311,595</u>	<u>-</u>	<u>-</u>	<u>-</u>	<u>3,311,595</u>
Fund balances:					
Nonspendable:					
Materials and supplies inventory	-	-	-	989	989
Prepays	2,280	-	-	-	2,280
Unclaimed monies	1,295	-	-	-	1,295
Restricted:					
Adult education	-	965,181	-	-	965,181
Food service operations	-	-	-	91,904	91,904
Extracurricular	-	-	-	26,091	26,091
Scholarships	-	-	-	4,725	4,725
Committed:					
Capital improvements	-	-	3,759,067	-	3,759,067
Assigned:					
Student instruction	54,988	-	-	-	54,988
Student and staff support	39,437	-	-	-	39,437
Extracurricular activities	24	-	-	-	24
Subsequent year's appropriations	336,257	-	-	-	336,257
Public school support	3,223	-	-	-	3,223
Other purposes	40,883	-	-	-	40,883
Unassigned	3,339,989	-	-	-	3,339,989
Total fund balances	<u>3,818,376</u>	<u>965,181</u>	<u>3,759,067</u>	<u>123,709</u>	<u>8,666,333</u>
Total liabilities, deferred inflows and fund balances	<u>\$ 7,761,840</u>	<u>\$ 1,156,279</u>	<u>\$ 4,070,447</u>	<u>\$ 130,918</u>	<u>\$ 13,119,484</u>

SEE ACCOMPANYING NOTES TO THE BASIC FINANCIAL STATEMENTS

**COLUMBIANA COUNTY CAREER AND TECHNICAL CENTER
COLUMBIANA COUNTY, OHIO**

RECONCILIATION OF TOTAL GOVERNMENTAL FUND BALANCES TO
NET POSITION OF GOVERNMENTAL ACTIVITIES
JUNE 30, 2022

Total governmental fund balances		\$	8,666,333
<i>Amounts reported for governmental activities on the statement of net position are different because:</i>			
Capital assets used in governmental activities are not financial resources and therefore are not reported in the funds.			14,002,250
Other long-term assets are not available to pay for current-period expenditures and therefore are deferred inflows in the funds.			
Property taxes receivable	\$	587,477	
Accounts receivable		802	
Intergovernmental receivable		627	
Total		627	588,906
Accrued interest payable is not due and payable in the current period and therefore is not reported in the funds.			(26)
The net pension/OPEB assets & liabilities are not due and payable in the current period; therefore, the assets, liabilities and related deferred inflows/outflows are not reported in governmental funds.			
Deferred outflows - pension		1,702,767	
Deferred inflows - pension		(3,753,453)	
Net pension liability		(4,395,792)	
Deferred outflows - OPEB		188,414	
Deferred inflows - OPEB		(987,172)	
Net OPEB asset		546,086	
Net OPEB liability		(531,927)	
Total		(531,927)	(7,231,077)
Long-term liabilities, including compensated absences payable, are not due and payable in the current period and therefore are not reported in the funds.			
Lease obligation		(5,228)	
Compensated absences		(419,903)	
Total		(425,131)	(425,131)
Net position of governmental activities		\$	15,601,255

SEE ACCOMPANYING NOTES TO THE BASIC FINANCIAL STATEMENTS

**COLUMBIANA COUNTY CAREER AND TECHNICAL CENTER
COLUMBIANA COUNTY, OHIO**

STATEMENT OF REVENUES, EXPENDITURES AND CHANGES IN FUND BALANCES
GOVERNMENTAL FUNDS
FOR THE FISCAL YEAR ENDED JUNE 30, 2022

	<u>General</u>	<u>Adult Education</u>	<u>Permanent Improvement</u>	<u>Nonmajor Governmental Funds</u>	<u>Total Governmental Funds</u>
Revenues:					
Property taxes	\$ 3,053,539	\$ -	\$ -	\$ -	\$ 3,053,539
Intergovernmental	4,685,785	549,745	-	567,956	5,803,486
Investment earnings	-	-	20,359	134	20,493
Tuition and fees	22,407	1,415,023	-	-	1,437,430
Extracurricular	4,810	-	-	32,840	37,650
Charges for services	-	-	-	20,952	20,952
Contributions and donations	-	-	-	15,450	15,450
Miscellaneous	18,995	1,323	-	-	20,318
Total revenues	<u>7,785,536</u>	<u>1,966,091</u>	<u>20,359</u>	<u>637,332</u>	<u>10,409,318</u>
Expenditures:					
Current:					
Instruction:					
Vocational	3,645,085	-	-	50,683	3,695,768
Adult/continuing	-	686,294	-	-	686,294
Support services:					
Pupil	424,218	135,409	-	273,492	833,119
Instructional staff	682,695	570,207	-	54,009	1,306,911
Board of education	23,733	-	-	-	23,733
Administration	287,406	205,391	-	-	492,797
Fiscal	340,728	79,001	-	-	419,729
Operations and maintenance	943,913	149,223	-	2,500	1,095,636
Operation of non-instructional services:					
Food service operations	-	-	-	207,658	207,658
Other non-instructional services	19,323	-	-	-	19,323
Extracurricular activities	54,184	-	-	61,887	116,071
Facilities acquisition and construction	-	113,588	450,817	-	564,405
Debt service:					
Principal retirement	1,335	-	-	-	1,335
Interest and fiscal charges	350	-	-	-	350
Total expenditures	<u>6,422,970</u>	<u>1,939,113</u>	<u>450,817</u>	<u>650,229</u>	<u>9,463,129</u>
Excess of revenues over (under) expenditures	<u>1,362,566</u>	<u>26,978</u>	<u>(430,458)</u>	<u>(12,897)</u>	<u>946,189</u>
Other financing sources (uses):					
Transfers in	-	-	1,000,000	-	1,000,000
Transfers (out)	(1,000,000)	-	-	-	(1,000,000)
Total other financing sources (uses)	<u>(1,000,000)</u>	<u>-</u>	<u>1,000,000</u>	<u>-</u>	<u>-</u>
Net change in fund balances	362,566	26,978	569,542	(12,897)	946,189
Fund balances at beginning of year	<u>3,455,810</u>	<u>938,203</u>	<u>3,189,525</u>	<u>136,606</u>	<u>7,720,144</u>
Fund balances at end of year	<u>\$ 3,818,376</u>	<u>\$ 965,181</u>	<u>\$ 3,759,067</u>	<u>\$ 123,709</u>	<u>\$ 8,666,333</u>

SEE ACCOMPANYING NOTES TO THE BASIC FINANCIAL STATEMENTS

**COLUMBIANA COUNTY CAREER AND TECHNICAL CENTER
COLUMBIANA COUNTY, OHIO**

RECONCILIATION OF THE STATEMENT OF REVENUES, EXPENDITURES
AND CHANGES IN FUND BALANCES OF GOVERNMENTAL FUNDS
TO THE STATEMENT OF ACTIVITIES
FOR THE FISCAL YEAR ENDED JUNE 30, 2022

Net change in fund balances - total governmental funds	\$	946,189
<i>Amounts reported for governmental activities in the statement of activities are different because:</i>		
Governmental funds report capital outlays as expenditures. However, in the statement of activities, the cost of those assets is allocated over their estimated useful lives as depreciation/amortization expense.		
Capital asset additions	\$ 745,751	
Current year depreciation/amortization	<u>(785,870)</u>	
Total		(40,119)
The net effect of various miscellaneous transactions involving capital assets (i.e., sales, disposals, trade-ins, and donations) is to decrease net position.		
		(6,829)
Revenues in the statement of activities that do not provide current financial resources are not reported as revenues in the funds.		
Property taxes	256,558	
Miscellaneous	802	
Intergovernmental	<u>(1,446)</u>	
Total		255,914
Repayment of lease principal is an expenditure in the governmental funds, but the repayment reduces long-term liabilities on the statement of net position.		
		1,335
In the statement of activities, interest is accrued on outstanding lease obligation, whereas in governmental funds, an interest expenditure is reported when due.		
		(26)
Contractually required contributions are reported as expenditures in governmental funds; however, the statement of net position reports these amounts as deferred outflows.		
Pension	630,989	
OPEB	7,943	
Total	<u>638,932</u>	638,932
Except for amounts reported as deferred inflows/outflows, changes in the net pension/OPEB liability/asset are reported as pension/OPEB expense in the statement of activities.		
Pension	152,342	
OPEB	<u>52,362</u>	
Total		204,704
Some expenses reported in the statement of activities, such as compensated absences, do not require the use of current financial resources and therefore are not reported as expenditures in governmental funds.		
		<u>45,793</u>
Change in net position of governmental activities	\$	<u>2,045,893</u>

SEE ACCOMPANYING NOTES TO THE BASIC FINANCIAL STATEMENTS

**COLUMBIANA COUNTY CAREER AND TECHNICAL CENTER
COLUMBIANA COUNTY, OHIO**

STATEMENT OF REVENUES, EXPENDITURES AND CHANGES IN
FUND BALANCE - BUDGET AND ACTUAL (NON-GAAP BUDGETARY BASIS)
GENERAL FUND
FOR THE FISCAL YEAR ENDED JUNE 30, 2022

	<u>Budgeted Amounts</u>			Variance with Final Budget Positive (Negative)
	<u>Original</u>	<u>Final</u>	<u>Actual</u>	
Revenues:				
Property taxes	\$ 2,351,995	\$ 2,962,964	\$ 2,962,964	\$ -
Intergovernmental	4,379,680	4,695,042	4,697,035	1,993
Tuition and fees	418,234	-	-	-
Miscellaneous	1,639	2,000	1,995	(5)
Total revenues	<u>7,151,548</u>	<u>7,660,006</u>	<u>7,661,994</u>	<u>1,988</u>
Expenditures:				
Current:				
Instruction:				
Vocational	4,055,402	3,668,479	3,544,730	123,749
Support services:				
Pupil	441,160	439,473	409,040	30,433
Instructional staff	566,085	748,258	708,811	39,447
Board of education	53,973	36,485	24,728	11,757
Administration	226,700	322,545	293,031	29,514
Fiscal	332,114	354,780	343,613	11,167
Operations and maintenance	830,444	1,036,036	940,154	95,882
Operation of non-instructional services:				
Other non-instructional services	19,855	19,323	19,323	-
Extracurricular activities	49,598	49,952	47,268	2,684
Total expenditures	<u>6,575,331</u>	<u>6,675,331</u>	<u>6,330,698</u>	<u>344,633</u>
Excess of revenues over expenditures	<u>576,217</u>	<u>984,675</u>	<u>1,331,296</u>	<u>346,621</u>
Other financing sources (uses):				
Refund of prior year's expenditures	14,782	1,206	1,206	-
Transfers (out)	(1,100,000)	(1,000,000)	(1,000,000)	-
Total other financing sources (uses)	<u>(1,085,218)</u>	<u>(998,794)</u>	<u>(998,794)</u>	<u>-</u>
Net change in fund balance	(509,001)	(14,119)	332,502	346,621
Fund balance at beginning of year	3,593,757	3,593,757	3,593,757	-
Prior year encumbrances appropriated	175,331	175,331	175,331	-
Fund balance at end of year	<u>\$ 3,260,087</u>	<u>\$ 3,754,969</u>	<u>\$ 4,101,590</u>	<u>\$ 346,621</u>

SEE ACCOMPANYING NOTES TO THE BASIC FINANCIAL STATEMENTS

**COLUMBIANA COUNTY CAREER AND TECHNICAL CENTER
COLUMBIANA COUNTY, OHIO**

STATEMENT OF REVENUES, EXPENDITURES AND CHANGES IN
FUND BALANCE - BUDGET AND ACTUAL (NON-GAAP BUDGETARY BASIS)
ADULT EDUCATION FUND
FOR THE FISCAL YEAR ENDED JUNE 30, 2022

	<u>Budgeted Amounts</u>			Variance with Final Budget Positive (Negative)
	<u>Original</u>	<u>Final</u>	<u>Actual</u>	
Revenues:				
Intergovernmental	\$ 436,046	\$ 549,745	\$ 549,745	\$ -
Tuition and fees	1,473,480	1,415,005	1,425,438	10,433
Miscellaneous	1,164	1,248	1,323	75
Total revenue	<u>1,910,690</u>	<u>1,965,998</u>	<u>1,976,506</u>	<u>10,508</u>
Expenditures:				
Current:				
Instruction:				
Adult/continuing	876,114	867,918	728,627	139,291
Support services:				
Pupil	157,554	159,905	139,278	20,627
Instructional staff	594,826	584,551	572,244	12,307
Administration	317,019	212,031	208,268	3,763
Fiscal	74,756	81,593	79,031	2,562
Operations and maintenance	146,036	160,323	152,552	7,771
Facilities acquisition and construction	113,516	883,500	883,500	-
Total expenditures	<u>2,279,821</u>	<u>2,949,821</u>	<u>2,763,500</u>	<u>186,321</u>
Net change in fund balance	(369,131)	(983,823)	(786,994)	196,829
Fund balance at beginning of year	930,721	930,721	930,721	-
Prior year encumbrances appropriated	79,821	79,821	79,821	-
Fund balance at end of year	<u>\$ 641,411</u>	<u>\$ 26,719</u>	<u>\$ 223,548</u>	<u>\$ 196,829</u>

SEE ACCOMPANYING NOTES TO THE BASIC FINANCIAL STATEMENTS

**COLUMBIANA COUNTY CAREER AND TECHNICAL CENTER
COLUMBIANA COUNTY, OHIO**

NOTES TO THE BASIC FINANCIAL STATEMENTS
FOR THE FISCAL YEAR ENDED JUNE 30, 2022

NOTE 1 - DESCRIPTION OF THE SCHOOL DISTRICT

The Columbiana County Career and Technical Center (the "Center") is organized under section 3311.88 of the Ohio Revised Code. The Center provides vocational education for 9 school districts serving all eligible students throughout 501 square miles of eastern Ohio, including Columbiana and portions of Mahoning and Jefferson counties. The Center fosters cooperative relationships with business and industry, professional organizations, participating school districts and other interested, concerned groups and organizations to consider, plan, and implement educational programs designed to meet the common needs and interests of students. The Center is staffed at the secondary level by 31 certified employees to provide service to approximately 356 high school students. At the adult level, the center is staffed with 10 full-time and 16 part-time certified employees to provide service to approximately 261 adult students. Additionally, 16 non-certified employees are employed to provide service at both levels.

NOTE 2 - SUMMARY OF SIGNIFICANT ACCOUNTING POLICIES

The basic financial statements of the Center have been prepared in conformity with accounting principles generally accepted in the United States of America (GAAP) as applied to governmental units. The Governmental Accounting Standards Board (GASB) is the accepted standard-setting body for establishing governmental accounting and financial reporting principles. The Center's significant accounting policies are described below.

A. Reporting Entity

The reporting entity has been defined in accordance with GASB Statement No. 14, "The Financial Reporting Entity" as amended by GASB Statement No. 39, "Determining Whether Certain Organizations Are Component Units" and GASB Statement No. 61, "The Financial Reporting Entity: Omnibus an Amendment of GASB Statements No. 14 and No. 34". The reporting entity is composed of the primary government and component units. The primary government consists of all funds, departments, boards and agencies that are not legally separate from the Center. For the Center, this includes general operations, food service, and student related activities of the Center.

Component units are legally separate organizations for which the Center is financially accountable. The Center is financially accountable for an organization if the Center appoints a voting majority of the organization's Governing Board and (1) the Center is able to significantly influence the programs or services performed or provided by the organization; or (2) the Center is legally entitled to or can otherwise access the organization's resources; or (3) the Center is legally obligated or has otherwise assumed the responsibility to finance the deficits of, or provide financial support to, the organization; or (4) the Center is obligated for the debt of the organization. Component units may also include organizations that are fiscally dependent on the Center in that the Center approves the budget, the issuance of debt or the levying of taxes. Certain organizations are also included as component units if the nature and significance of the relationship between the primary government and the organization is such that exclusion by the primary government would render the primary government's financial statements incomplete or misleading. Based upon the application of these criteria, the Center has no component units. The basic financial statements of the reporting entity include only those of the Center (the primary government).

**COLUMBIANA COUNTY CAREER AND TECHNICAL CENTER
COLUMBIANA COUNTY, OHIO**

NOTES TO THE BASIC FINANCIAL STATEMENTS
FOR THE FISCAL YEAR ENDED JUNE 30, 2022

NOTE 2 - SUMMARY OF SIGNIFICANT ACCOUNTING POLICIES - (Continued)

The following organizations are described due to their relationship to the Center:

JOINTLY GOVERNED ORGANIZATIONS

Area Cooperative Computerized Educational Service System (ACCESS)

ACCESS is a jointly governed organization among 26 school districts, two career and technical centers, two educational service centers, 9 non-public schools, two public libraries and two Special Education Regional Resource Centers. ACCESS was formed to applying modern technology with the aid of computers and other electronic equipment to the administrative and instructional functions among member districts. Each of the governments of these schools supports ACCESS based upon a per pupil charge dependent upon the software package utilized. ACCESS is governed by a Board of Directors consisting of superintendents of the members school districts. The degree of control exercised by any school district is limited to its representation on the Board. In accordance with GASB Statement No. 14, the Center does not have any equity interest in ACCESS. Financial information can be obtained from the treasurer, at 493 Bev Road, Unit 1, Boardman, Ohio 44512.

INSURANCE PURCHASING POOLS

Stark County Schools Council of Governments

The Stark County Schools Council of Governments Health Benefit Plan is a shared risk pool created pursuant to State statute for the purpose of administering health care benefits. The consortium is governed by an assembly, which consists of one representative from each participating school district (usually the superintendent or designee). The assembly elect's officers for one-year terms to serve on the Board of Directors. The assembly exercises control over the operation of the Consortium. All Consortium revenues are generated from charges for services.

Worker's Compensation Group Rating Program

The Center participates in a group rating plan (GRP) for workers' compensation as established under Section 4123.29 of the Ohio Revised Code. Participation in the GRP is limited to school districts that can meet the GRP's selection criteria. The firm of Sheakley Uniservice Inc. provides administrative, cost control and actuarial services to the GRP. Each year, the Center pays an enrollment fee to the GRP to cover the costs of administering the program.

B. Fund Accounting

The Center uses funds to maintain its financial records during the year. A fund is defined as a fiscal and accounting entity with a self balancing set of accounts. There are three categories of funds: governmental, proprietary and fiduciary.

GOVERNMENTAL FUNDS

Governmental funds are those through which most governmental functions typically are financed. Governmental fund reporting focuses on the sources, uses and balances of current financial resources. Expendable assets are assigned to the various governmental funds according to the purposes for which they may or must be used. Current liabilities are assigned to the fund from which they will be paid. The difference between governmental fund assets and deferred outflows and liabilities and deferred inflows is reported as fund balance.

The following are the Center's major governmental funds:

General fund - The general fund is used to account for and report all financial resources not accounted for and reported in another fund. The general fund balance is available for any purpose provided it is expended or transferred according to the general laws of Ohio.

**COLUMBIANA COUNTY CAREER AND TECHNICAL CENTER
COLUMBIANA COUNTY, OHIO**

NOTES TO THE BASIC FINANCIAL STATEMENTS
FOR THE FISCAL YEAR ENDED JUNE 30, 2022

NOTE 2 - SUMMARY OF SIGNIFICANT ACCOUNTING POLICIES - (Continued)

Adult education fund - The adult education fund is used to account for transactions made in connection with adult education classes. Receipts include, but are not limited to, tuition from patrons and students and reimbursement from the State Department of Education. Expenditures include supplies, salaries and textbooks.

Permanent improvement fund - The permanent improvement fund is used to account for all transactions related to acquiring, construction or improving projects that are approved by Section 5705, Ohio Revised Code.

Other governmental funds of the Center are used to account for specific revenue sources that are restricted or committed to an expenditure for specified purposes other than debt service or capital projects.

PROPRIETARY FUND

Proprietary funds are used to account for the Center's ongoing activities which are similar to those often found in the private sector. The Center has no proprietary funds.

FIDUCIARY FUNDS

Fiduciary fund reporting focuses on net position and changes in net position. The fiduciary fund category is split into four classifications: pension trust funds, investment trust funds, private-purpose trust funds and custodial funds. Trust funds are used to account for assets held by the Center under a trust agreement for individuals, private organizations, or other governments and are therefore not available to support the Center's own programs. Custodial funds are used to report fiduciary activities that are not required to be reported in a trust fund. The Center has no fiduciary funds.

C. Basis of Presentation and Measurement Focus

Government-Wide Financial Statements - The statement of net position and the statement of activities display information about the Center as a whole. These statements include the financial activities of the primary government.

The government-wide statement of activities presents a comparison between direct expenses and program revenues for each function or program of the governmental activities of the Center. Direct expenses are those that are specifically associated with a service, program or department and therefore clearly identifiable to a particular function. Program revenues include amounts paid by the recipient of goods or services offered by the program and grants and contributions that are restricted to meeting the operational or capital requirements of a particular program. Revenues not classified as program revenues are presented as general revenues of the Center.

The government-wide financial statements are prepared using the economic resources measurement focus. All assets and deferred outflows of resources and all liabilities and deferred inflows of resources associated with the operation of the Center are included on the statement of net position.

Fund Financial Statements - Fund financial statements report detailed information about the Center. The focus of governmental fund financial statements is on major funds rather than reporting funds by type. Each major fund is presented in a separate column, and all nonmajor funds are aggregated into one column.

All governmental funds are accounted for using a flow of current financial resources measurement focus. With this measurement focus, only current assets and deferred outflows of resources and current liabilities and deferred inflows of resources generally are included on the balance sheet. The statement of revenues, expenditures and changes in fund balances reports on the sources (i.e., revenues and other financing sources) and uses (i.e., expenditures and other financing uses) of current financial resources. This approach differs from the manner in which the governmental activities of the government-wide financial statements are prepared. Governmental fund financial statements therefore include a reconciliation with brief explanations to better identify the relationship between the government-wide statements and the statements for governmental funds.

**COLUMBIANA COUNTY CAREER AND TECHNICAL CENTER
COLUMBIANA COUNTY, OHIO**

NOTES TO THE BASIC FINANCIAL STATEMENTS
FOR THE FISCAL YEAR ENDED JUNE 30, 2022

NOTE 2 - SUMMARY OF SIGNIFICANT ACCOUNTING POLICIES - (Continued)

D. Basis of Accounting

Basis of accounting determines when transactions are recorded in the financial records and reported on the financial statements. Government-wide financial statements are prepared using the accrual basis of accounting. Governmental funds use the modified accrual basis of accounting.

Revenues - Exchange and Nonexchange Transactions - Revenue resulting from exchange transactions, in which each party gives and receives essentially equal value, are recorded on the accrual basis when the exchange takes place. On a modified accrual basis, revenue is recorded in the fiscal year in which the resources are measurable and become available. Available means that the resources will be collected within the current fiscal year or are expected to be collected soon enough thereafter to be used to pay liabilities of the current fiscal year. For the Center, available means expected to be received within sixty days of fiscal year end.

Nonexchange transactions, in which the Center receives value without directly giving equal value in return, include property taxes, grants, entitlements and donations. On an accrual basis, revenue from property taxes is recognized in the fiscal year for which the taxes are levied (See Note 6).

Revenue from grants, entitlements and donations is recognized in the fiscal year in which all eligibility requirements have been satisfied. Eligibility requirements include timing requirements, which specify the year when the resources are required to be used or the fiscal year when use is first permitted, matching requirements, in which the Center must provide local resources to be used for a specified purpose and expenditure requirements, in which the resources are provided to the Center on a reimbursement basis. On a modified accrual basis, revenue from nonexchange transactions must also be available before it can be recognized.

Under the modified accrual basis, the following revenue sources are considered to be both measurable and available at fiscal year end: property taxes available as an advance, interest, tuition, grants, student fees and rentals.

Deferred Outflows of Resources and Deferred Inflows of Resources - In addition to assets, the government-wide statement of net position will report a separate section for deferred outflows of resources. Deferred outflows of resources, represents a consumption of net position that applies to a future period and will not be recognized as an outflow of resources (expense/expenditure) until then. For the Center, See Notes 12 and 13 for deferred outflows of resources related the Center's net pension liability and net OPEB liability/asset, respectively.

In addition to liabilities, both the government-wide statement of net position and the governmental fund financial statements report a separate section for deferred inflows of resources. Deferred inflows of resources represent an acquisition of net position that applies to a future period and will not be recognized as an inflow of resources (revenue) until that time. For the Center, deferred inflows of resources include property taxes and unavailable revenue. Property taxes represent amounts for which there is an enforceable legal claim as of June 30, 2022, but which were levied to finance fiscal year 2023 operations. These amounts have been recorded as a deferred inflow of resources on both the government-wide statement of net position and the governmental fund financial statements. Unavailable revenue is reported only on the governmental funds balance sheet, and represents receivables which will not be collected within the available period. For the Center unavailable revenue includes, but is not limited to, delinquent property taxes and intergovernmental grants. These amounts are deferred and recognized as an inflow of resources in the period the amounts become available.

For the Center, See Notes 12 and 13 for deferred inflows of resources related to the Center's net pension liability and net OPEB liability/asset, respectively. This deferred inflow of resources is only reported on the government-wide statement of net position.

Unearned Revenue - On the governmental fund financial statements and the statement of net position, unearned revenue is recorded as a liability for amounts resulting from exchange transactions received for services to be provided by the Center in a future reporting period.

**COLUMBIANA COUNTY CAREER AND TECHNICAL CENTER
COLUMBIANA COUNTY, OHIO**

NOTES TO THE BASIC FINANCIAL STATEMENTS
FOR THE FISCAL YEAR ENDED JUNE 30, 2022

NOTE 2 - SUMMARY OF SIGNIFICANT ACCOUNTING POLICIES - (Continued)

Expenses/Expenditures - On the accrual basis of accounting, expenses are recognized at the time they are incurred. The entitlement value of donated commodities received during the year is reported in the financial statements as an expenditure with a like amount reported as intergovernmental revenue.

The measurement focus of governmental fund accounting is on decreases in net financial resources (expenditures) rather than expenses. Expenditures are generally recognized in the accounting period in which the related fund liability is incurred, if measurable. Allocations of cost, such as depreciation and amortization, are not recognized in governmental funds.

E. Budgets

The Center is required by State statute to adopt an annual appropriated cash basis budget for all funds. The specific timetable for fiscal year 2022 is as follows:

1. Prior to January 15, the Superintendent and Treasurer submit to the Board of Education a proposed operating budget for the fiscal year commencing the following July 1. The budget includes proposed expenditures and the means of financing for all funds. Public hearings are publicized and conducted to obtain taxpayers' comments. The purpose of this budget document is to reflect the need for existing (or increased) tax rates.
2. By no later than January 20, the Board-adopted budget is filed with the Columbiana County Budget Commission for tax rate determination.
3. Prior to April 1, the Board of Education accepts, by formal resolution, the tax rates as determined by the Budget Commission and receives the Commission's certificate of estimated resources which states the projected revenue of each fund. Prior to July 1, the Center must revise its budget so that total contemplated expenditures from any fund during the ensuing year will not exceed the amount stated in the certificate of estimated resources. The revised budget then serves as a basis for the appropriation measure. On or about July 1, the certificate of estimated resources is amended to include any unencumbered balances from the preceding year as reported by the Center Treasurer. The certificate of estimated resources may be further amended during the year if projected increases or decreases in revenue are identified by the Center Treasurer. The amounts reported as the original and final budgeted amounts in the budgetary statements reflect the amounts in the certificate of estimated resources when the original and final appropriations were adopted.
4. By July 1, the annual appropriation resolution is legally enacted by the Board of Education at the fund level of expenditures, which is the legal level of budgetary control. State statute permits a temporary appropriation to be effective until no later than October 1 of each year. Resolution appropriations by fund must be within the estimated resources as certified by the County Budget Commission and the total of expenditures and encumbrances may not exceed the appropriation totals.
5. Any revisions that alter the total of any fund appropriation must be approved by the Board of Education.
6. Formal budgetary integration is employed as a management control device during the year for all funds consistent with the general obligation bond indenture and other statutory provisions. All funds completed the year within the amount of their legally authorized cash basis appropriation.

**COLUMBIANA COUNTY CAREER AND TECHNICAL CENTER
COLUMBIANA COUNTY, OHIO**

NOTES TO THE BASIC FINANCIAL STATEMENTS
FOR THE FISCAL YEAR ENDED JUNE 30, 2022

NOTE 2 - SUMMARY OF SIGNIFICANT ACCOUNTING POLICIES - (Continued)

7. Appropriations amounts are as originally adopted, or as amended by the Board of Education through the year by supplemental appropriations, which either reallocated or increased the original appropriated amounts. All supplemental appropriations were legally enacted by the Board prior to June 30, 2022; however, none of these amendments were significant. The budget figures, as shown in the accompanying budgetary statement, reflect the original and final appropriation amounts including all amendments and modifications.

Although the legal level of budgetary control was established at the fund level of expenditures, the budgetary statements present comparisons at the fund and function level of expenditures as elected by the Center Treasurer.

8. Unencumbered appropriations lapse at year end. Encumbered appropriations are carried forward to the succeeding fiscal year and need not be reappropriated. Expenditures plus encumbrances may not legally exceed budgeted appropriations at the fund level.

F. Cash and Investments

To improve cash management, cash received by the Center is pooled in a central bank account. Monies for all funds are maintained in this pool. Individual fund integrity is maintained through the Center's records. Each fund's interest in the pool is presented as "equity in pooled cash and investments" on the basic financial statements.

During fiscal year 2022, investments were limited to investments in STAR Ohio and a repurchase agreement. Except for nonparticipating investment contracts, investments are reported at fair value, which is based on quoted market prices. Nonparticipating investment contracts such as repurchase agreements are reported at cost.

STAR Ohio (the State Treasury Asset Reserve of Ohio), is an investment pool managed by the State Treasurer's Office which allows governments within the State to pool their funds for investment purposes. STAR Ohio is not registered with the SEC as an investment company, but has adopted Governmental Accounting Standards Board (GASB), Statement No. 79, "Certain External Investment Pools and Pool Participants." The Center measures its investment in STAR Ohio at the net asset value (NAV) per share provided by STAR Ohio. The NAV per share is calculated on an amortized cost basis that provides an NAV per share that approximates fair value.

For fiscal year 2022, there were no limitations or restrictions on any participant withdrawals due to redemption notice periods, liquidity fees, or redemption gates. However, notice must be given 24 hours in advance of all deposits and withdrawals exceeding \$100 million. STAR Ohio reserves the right to limit the transaction to \$250 million, requiring the excess amount to be transacted the following business day(s), but only to the \$250 million limit. All accounts of the participant will be combined for these purposes.

Under existing Ohio statutes all investment earnings are assigned to the general fund unless statutorily required to be credited to a specific fund. By policy of the Board of Education, investment earnings are assigned to the permanent improvement capital projects fund and the food service special revenue fund (a nonmajor governmental fund). Interest revenue credited to the food service fund (a nonmajor governmental fund) during fiscal year 2022 amounted to \$134, and interest revenue credited to the permanent improvement capital projects fund during fiscal year 2022 amounted to \$20,359.

For presentation on the basic financial statements, investments of the cash management pool and investments with original maturities of three months or less at the time they are purchased by the Center are considered to be cash equivalents. Investments with an initial maturity of more than three months are reported as investments.

An analysis of the Center's investment account at fiscal year end is provided in Note 4.

**COLUMBIANA COUNTY CAREER AND TECHNICAL CENTER
COLUMBIANA COUNTY, OHIO**

NOTES TO THE BASIC FINANCIAL STATEMENTS
FOR THE FISCAL YEAR ENDED JUNE 30, 2022

NOTE 2 - SUMMARY OF SIGNIFICANT ACCOUNTING POLICIES - (Continued)

G. Inventory

On government-wide and fund financial statements, purchased inventories are presented at the lower of cost or market and donated commodities are presented at their entitlement value. Inventories are recorded on a first-in, first-out basis and are expensed when used. Inventories are accounted for using the consumption method.

On the fund financial statements, reported material and supplies inventory is equally offset by a non-spendable fund balance in the governmental funds which indicates that it does not constitute available spendable resources even though it is a component of net current assets.

Inventory consists of expendable supplies held for consumption, donated food and purchased food.

H. Capital Assets

General capital assets are those assets that generally result from expenditures in the governmental funds. These assets are reported in the governmental activities column of the government-wide statement of net position, but are not reported in the fund financial statements.

All capital assets are capitalized at cost (or estimated historical cost) and updated for additions and deductions during the year. Donated capital assets are recorded at their acquisition values as of the date received. The Center maintains a capitalization threshold of \$5,000. Improvements are capitalized; the costs of normal maintenance and repairs that do not add to the value of the asset or materially extend an asset's life are not. The Center does not possess infrastructure.

All reported capital assets except land and construction in progress are depreciated. Improvements are depreciated over the remaining useful lives of the related capital assets. Depreciation/amortization is computed using the straight-line method over the following useful lives:

<u>Description</u>	Governmental Activities <u>Estimated Lives</u>
Land improvements	5 - 20 years
Buildings and improvements	20 - 50 years
Furniture and equipment	5 - 20 years
Vehicles	6 - 10 years
Intangible leased equipment	5 years

The Center is reporting intangible right to use assets related to leased equipment. The intangible assets are being amortized in a systematic and rational manner of the shorter of the lease term or the useful life of the underlying asset.

I. Interfund Balances

On fund financial statements, receivables and payables resulting from short-term interfund loans are classified as "due from/to other funds". These amounts are eliminated in the governmental activities column on the statement of net position. The Center had no interfund balances at June 30, 2022.

**COLUMBIANA COUNTY CAREER AND TECHNICAL CENTER
COLUMBIANA COUNTY, OHIO**

NOTES TO THE BASIC FINANCIAL STATEMENTS
FOR THE FISCAL YEAR ENDED JUNE 30, 2022

NOTE 2 - SUMMARY OF SIGNIFICANT ACCOUNTING POLICIES - (Continued)

J. Compensated Absences

Compensated absences of the Center consist of vacation leave and sick leave to the extent that payments to the employee for these absences are attributable to services already rendered and are not contingent on a specific event that is outside the control of the Center and the employee.

In accordance with the provisions of GASB Statement No. 16, "Accounting for Compensated Absences", a liability for vacation leave is accrued if a) the employees' rights to payment are attributable to services already rendered; and b) it is probable that the employer will compensate the employees for the benefits through paid time off or other means, such as cash payment at termination or retirement. An accrual for earned sick leave is made to the extent that it is probable that the benefits will result in termination (severance) payments. A liability for sick leave is accrued using the vesting method; i.e., the liability is based on the sick leave accumulated at June 30, 2022, by those employees who are currently eligible to receive termination (severance) payments, as well as those employees expected to become eligible in the future.

The Center records a liability for accumulated unused sick leave for employees after 20 years of current service with the Center, or after 15 years of service and at least 45 years of age or after 10 years of service and at least 50 years old.

The total liability for vacation and sick leave payments has been calculated using pay rates in effect at June 30, 2022 and reduced to the maximum payment allowed by labor contract and/or statute, plus any applicable additional salary related payments.

The entire compensated absence liability is reported on the government-wide financial statements.

For governmental fund financial statements, the current portion of unpaid compensated absences is the amount expected to be paid using expendable available resources. These amounts are recorded in the account "compensated absences payable" in the fund from which the employees who have accumulated unpaid leave are paid. The noncurrent portion of the liability is not reported.

K. Accrued Liabilities and Long-Term Obligations

All payables, accrued liabilities and long-term obligations are reported in the government-wide financial statements.

In general, governmental fund payables and accrued liabilities that, once incurred, are paid in a timely manner and in full from current financial resources are reported as obligations of the funds. However, compensated absences that will be paid from governmental funds are reported as a liability in the fund financial statements only to the extent that they are due for payment during the current year. Net pension/OPEB liability should be recognized in the governmental funds to the extent that benefit payments are due and payable and the pension/OPEB plan's fiduciary net position is not sufficient for payment of those benefits.

L. Fund Balance

Fund balance is divided into five classifications based primarily on the extent to which the Center is bound to observe constraints imposed upon the use of the resources in the governmental funds. The classifications are as follows:

Nonspendable - The nonspendable fund balance classification includes amounts that cannot be spent because they are not in spendable form or legally required to be maintained intact. The "not in spendable form" criterion includes items that are not expected to be converted to cash. It also includes the long-term amount of loans receivable.

**COLUMBIANA COUNTY CAREER AND TECHNICAL CENTER
COLUMBIANA COUNTY, OHIO**

NOTES TO THE BASIC FINANCIAL STATEMENTS
FOR THE FISCAL YEAR ENDED JUNE 30, 2022

NOTE 2 - SUMMARY OF SIGNIFICANT ACCOUNTING POLICIES - (Continued)

Restricted - Fund balance is reported as restricted when constraints are placed on the use of resources that are either externally imposed by creditors (such as through debt covenants), grantors, contributors, or laws or regulations of other governments, or imposed by law through constitutional provisions or enabling legislation.

Committed - The committed fund balance classification includes amounts that can be used only for the specific purposes imposed by a formal action (resolution) of the Center Board of Education (the highest level of decision making authority). Those committed amounts cannot be used for any other purpose unless the Center Board of Education removes or changes the specified use by taking the same type of action (resolution) it employed to previously commit those amounts. Committed fund balance also incorporates contractual obligations to the extent that existing resources in the fund have been specifically committed for use in satisfying those contractual requirements.

Assigned - Amounts in the assigned fund balance classification are intended to be used by the Center for specific purposes, but do not meet the criteria to be classified as restricted nor committed. In governmental funds other than the general fund, assigned fund balance represents the remaining amount that is not restricted or committed. In the general fund, assigned amounts represent intended uses established by policies of the Center Board of Education, which includes giving the Treasurer the authority to constrain monies for intended purposes.

Unassigned - Unassigned fund balance is the residual classification for the general fund and includes all spendable amounts not contained in the other classifications. In other governmental funds, the unassigned classification is only used to report a deficit fund balance resulting from overspending for specific purposes for which amounts had been restricted, committed, or assigned.

The Center applies restricted resources first when expenditures are incurred for purposes for which restricted and unrestricted (committed, assigned, and unassigned) fund balance is available. Similarly, within unrestricted fund balance, committed amounts are reduced first followed by assigned, and then unassigned amounts when expenditures are incurred for purposes for which amounts in any of the unrestricted fund balance classifications could be used.

M. Net Position

Net position represents the difference between assets and deferred outflows and liabilities and deferred inflows. The net position component "net investment in capital assets," consists of capital assets, net of accumulated depreciation/amortization, reduced by the outstanding balances of any borrowing used for the acquisition, construction or improvement of those assets. Deferred outflows of resources and deferred inflows of resources that are attributable to the acquisition, construction or improvement of those assets or related debt also should be included in this component of net position. Net position is reported as restricted when there are limitations imposed on its use either through the enabling legislation adopted by the Center or through external restrictions imposed by creditors, grantors or laws or regulations of other governments. The amount restricted for other purposes represents amounts restricted for scholarships and unclaimed monies.

The Center applies restricted resources first when an expense is incurred for purposes for which both restricted and unrestricted net position is available.

N. Estimates

The preparation of the basic financial statements in conformity with GAAP requires management to make estimates and assumptions that affect the amounts reported in the basic financial statements and accompanying notes. Actual results may differ from those estimates.

**COLUMBIANA COUNTY CAREER AND TECHNICAL CENTER
COLUMBIANA COUNTY, OHIO**

NOTES TO THE BASIC FINANCIAL STATEMENTS
FOR THE FISCAL YEAR ENDED JUNE 30, 2022

NOTE 2 - SUMMARY OF SIGNIFICANT ACCOUNTING POLICIES - (Continued)

O. Interfund Activity

Exchange transactions between funds are reported as revenues in the seller funds and as expenditures in the purchaser funds. Flows of cash or goods from one fund to another without a requirement for repayment are reported as interfund transfers. Interfund transfers are reported as other financing sources/uses in governmental funds. Repayments from funds responsible for particular expenditures/expenses to the funds that initially paid for them are not presented on the basic financial statements.

P. Pensions/Other Postemployment Benefits (OPEB)

For purposes of measuring the net pension/OPEB liability, net OPEB asset, deferred outflows of resources and deferred inflows of resources related pensions/OPEB, and pension/OPEB expense, information about the fiduciary net position of the pension/OPEB plans and additions to/deductions from their fiduciary net position have been determined on the same basis as they are reported by the pension/OPEB plan. For this purpose, benefit payments (including refunds of employee contributions) are recognized when due and payable in accordance with the benefit terms. The pension/OPEB plans report investments at fair value.

Q. Extraordinary and Special Items

Extraordinary items are transactions or events that are both unusual in nature and infrequent in occurrence. Special items are transactions or events that are within the control of the Board of Education and that are either unusual in nature or infrequent in occurrence. Neither type of transaction occurred during fiscal year 2022.

U. Fair Value

The Center categorizes its fair value measurements within the fair value hierarchy established by generally accepted accounting principles. The hierarchy is based on the valuation inputs used to measure the fair value of the asset. Level 1 inputs are quoted prices in active markets for identical assets; Level 2 inputs are significant other observable inputs; Level 3 inputs are significant unobservable inputs.

NOTE 3 - ACCOUNTABILITY AND COMPLIANCE

Change in Accounting Principles

For fiscal year 2022, the Center has implemented GASB Statement No. 87, "Leases", GASB Implementation Guide 2019-3, "Leases", GASB Statement No. 89, "Accounting for Interest Cost Incurred before the End of a Construction Period", GASB Implementation Guide 2020-1, "Implementation Guide Update - 2020", GASB Statement No. 92, "Omnibus 2020", GASB Statement No. 93, "Replacement of Interbank Offered Rates", GASB Statement No. 97, "Certain Component Unit Criteria, and Accounting and Financial Reporting for Internal Revenue Code Section 457 Deferred Compensation Plans—an amendment of GASB Statements No. 14 and No. 84, and a supersession of GASB Statement No. 32" and certain paragraphs of GASB Statement No. 99, "Omnibus 2022".

GASB Statement No. 87 and GASB Implementation Guide 2019-3 enhance the relevance and consistency of information of the government's leasing activities. It establishes requirements for lease accounting based on the principle that leases are financings of the right to use an underlying asset. A lessee is required to recognize a lease liability and an intangible right to use lease asset, and a lessor is required to recognize a lease receivable and a deferred inflow of resources. These changes were incorporated in the Center's fiscal year 2022 financial statements. The Center recognized \$6,563 in governmental activities in leases payable at July 1, 2021; however, this entire amount was offset by the intangible asset, right to use lease - equipment.

**COLUMBIANA COUNTY CAREER AND TECHNICAL CENTER
COLUMBIANA COUNTY, OHIO**

NOTES TO THE BASIC FINANCIAL STATEMENTS
FOR THE FISCAL YEAR ENDED JUNE 30, 2022

NOTE 3 - ACCOUNTABILITY AND COMPLIANCE - (Continued)

GASB Statement No. 89 establishes accounting requirements for interest cost incurred before the end of a construction period. GASB Statement No. 89 requires that interest cost incurred before the end of a construction period be recognized as an expense in the period in which the cost is incurred for financial statements prepared using the economic resources measurement focus. GASB Statement No. 89 also reiterates that financial statements prepared using the current financial resources measurement focus, interest cost incurred before the end of a construction period should be recognized as an expenditure on a basis consistent with governmental fund accounting principles. The implementation of GASB Statement No. 89 did not have an effect on the financial statements of the Center.

GASB Implementation Guide 2020-1 provides clarification on issues related to previously established GASB guidance. The implementation of GASB Implementation Guide 2020-1 did not have an effect on the financial statements of the Center.

GASB Statement No. 92 enhances comparability in accounting and financial reporting and to improve the consistency of authoritative literature by addressing practice issues that have been identified during implementation and application of certain GASB Statements. The implementation of GASB Statement No. 92 did not have an effect on the financial statements of the Center.

GASB Statement No. 93 establishes accounting and financial reporting requirements related to the replacement of Interbank Offered Rates (IBORs) in hedging derivative instruments and leases. It also identifies appropriate benchmark interest rates for hedging derivative instruments. The implementation of GASB Statement No. 93 did not have an effect on the financial statements of the Center.

GASB Statement No. 97 is to (1) increase consistency and comparability related to the reporting of fiduciary component units in circumstances in which a potential component unit does not have a governing board and the primary government performs the duties that a governing board typically would perform; (2) mitigate costs associated with the reporting of certain defined contribution pension plans, defined contribution other postemployment benefit (OPEB) plans, and employee benefit plans other than pension plans or OPEB plans (other employee benefit plans) as fiduciary component units in fiduciary fund financial statements; and (3) enhance the relevance, consistency, and comparability of the accounting and financial reporting for Internal Revenue Code (IRC) Section 457 deferred compensation plans (Section 457 plans) that meet the definition of a pension plan and for benefits provided through those plans. The implementation of GASB Statement No. 97 did not have an effect on the financial statements of the Center.

GASB Statement No. 99 to enhance comparability in accounting and financial reporting and to improve the consistency of authoritative literature by addressing (1) practice issues that have been identified during implementation and application of certain GASB Statements and (2) accounting and financial reporting for financial guarantees. The implementation of GASB Statement No. 99 did not have an effect on the financial statements of the Center.

NOTE 4 - DEPOSITS AND INVESTMENTS

State statutes classify monies held by the Center into three categories.

Active deposits are public deposits necessary to meet current demands on the treasury. Such monies must be maintained either as cash in the Center treasury, in commercial accounts payable or withdrawable on demand, including negotiable order of withdrawal (NOW) accounts, or in money market deposit accounts.

Inactive deposits are public deposits that the Board of Education has identified as not required for use within the current five-year period of designation of depositories. Inactive deposits must either be evidenced by certificates of deposit maturing not later than the end of the current period of designation of depositories, or by savings or deposit accounts including, but not limited to, passbook accounts.

**COLUMBIANA COUNTY CAREER AND TECHNICAL CENTER
COLUMBIANA COUNTY, OHIO**

NOTES TO THE BASIC FINANCIAL STATEMENTS
FOR THE FISCAL YEAR ENDED JUNE 30, 2022

NOTE 4 - DEPOSITS AND INVESTMENTS - (Continued)

Interim deposits are deposits of interim monies. Interim monies are those monies which are not needed for immediate use, but which will be needed before the end of the current period of designation of depositories.

Interim deposits must be evidenced by time certificates of deposit maturing not more than one year from the date of deposit or by savings or deposit accounts including passbook accounts.

Interim monies may be deposited or invested in the following securities:

1. United States Treasury Notes, Bills, Bonds, or any other obligation or security issued by the United States Treasury or any other obligation guaranteed as to principal and interest by the United States;
2. Bonds, notes, debentures, or any other obligations or securities issued by any federal government agency or instrumentality, including, but not limited to, the Federal National Mortgage Association, Federal Home Loan Bank, Federal Farm Credit Bank, Federal Home Loan Mortgage Corporation, and Government National Mortgage Association. All federal agency securities shall be direct issuances of federal government agencies or instrumentalities;
3. Written repurchase agreements in the securities listed above provided that the fair value of the securities subject to the repurchase agreement must exceed the principal value of the agreement by at least two percent and be marked to market daily, and that the term of the agreement must not exceed thirty days;
4. Bonds and other obligations of the State of Ohio, and with certain limitations including a requirement for maturity within ten years from the date of settlement, bonds and other obligations of political subdivisions of the State of Ohio, if training requirements have been met;
5. Time certificates of deposit or savings or deposit accounts including, but not limited to, passbook accounts;
6. No-load money market mutual funds consisting exclusively of obligations described in items (1) and (2) above and repurchase agreements secured by such obligations, provided that investments in securities described in this division are made only through eligible institutions;
7. The State Treasurer's investment pool, the State Treasury Asset Reserve of Ohio (STAR Ohio);
8. Certain bankers' acceptances for a period not to exceed one hundred eighty days and commercial paper notes (for a period not to exceed two hundred seventy days) in an amount not to exceed 40 percent of the interim monies available for investment at any one time if training requirements have been met.

Protection of the deposits is provided by the Federal Deposit Insurance Corporation (FDIC), by eligible securities pledged by the financial institution as security for repayment, or by the financial institutions participation in the Ohio Pooled Collateral System (OPCS), a collateral pool of eligible securities deposited with a qualified trustee and pledged to the Treasurer of State to secure the repayment of all public monies deposited in the financial institution.

Investments in stripped principal or interest obligations, reverse repurchase agreements and derivatives are prohibited. The issuance of taxable notes for the purpose of arbitrage, the use of leverage and short selling are also prohibited. Except as noted above, an investment must mature within five years from the date of purchase unless matched to a specific obligation or debt of the Center, and must be purchased with the expectation that it will be held to maturity. Investments may only be made through specified dealers and institutions. Payment for investments may be made only upon delivery of the securities representing the investments to the Treasurer or, if the securities are not represented by a certificate, upon receipt of confirmation of transfer from the custodian.

**COLUMBIANA COUNTY CAREER AND TECHNICAL CENTER
COLUMBIANA COUNTY, OHIO**

NOTES TO THE BASIC FINANCIAL STATEMENTS
FOR THE FISCAL YEAR ENDED JUNE 30, 2022

NOTE 4 - DEPOSITS AND INVESTMENTS - (Continued)

A. Cash on Hand

At fiscal year end, the Center had \$1,050 in undeposited cash on hand which is included on the financial statements of the Center as part of “equity in pooled cash and investments”.

B. Deposits with Financial Institutions

At June 30, 2022, the carrying amount of all Center deposits was (\$33,957), exclusive of the \$4,185,869 repurchase agreement included in investments below. Based on the criteria described in GASB Statement No. 40, “Deposits and Investment Risk Disclosures”, as of June 30, 2022, the Center’s bank balance of \$99,860 was fully covered by the FDIC. The negative carrying amount of the Center deposits was not due to an actual cash overdraft, but due to timing differences.

Custodial credit risk is the risk that, in the event of bank failure, the Center will not be able to recover deposits or collateral securities that are in the possession of an outside party. The Center has no deposit policy for custodial credit risk beyond the requirements of the State statute. Ohio law requires that deposits either be insured or protected by (1) eligible securities pledged to the Center and deposited with a qualified trustee by the financial institution as security for repayment whose fair value at all times shall be at least 105 percent of the deposits being secured, or (2) participation in the OPCS, a collateral pool of eligible securities deposited with a qualified trustee and pledged to the Treasurer of State to secure the repayment of all public monies deposited in the financial institution. OPCS requires the total fair value of the securities pledged to be 102 percent of the deposits being secured or a reduced rate set by the Treasurer of State. For fiscal year 2022, the Center’s financial institutions collateral rate through the OPCS was 102 percent. Although all statutory requirements for the deposit of money had been followed, noncompliance with Federal requirements could potentially subject the Center to a successful claim by the FDIC. At June 30, 2022, the Center was not exposed to custodial credit risk.

C. Investments

As of June 30, 2022, the Center had the following investments and maturities:

<u>Measurement/ Investment Type:</u>	<u>Measurement Amount</u>	<u>Investment Maturities 6 months or less</u>
<i>Amortized Cost:</i>		
STAR Ohio	\$ 5,476,857	\$ 5,476,857
<i>Fair Value:</i>		
Repurchase agreement	<u>4,185,869</u>	<u>4,185,869</u>
Total	<u>\$ 9,662,726</u>	<u>\$ 9,662,726</u>

The Center’s investment in repurchase agreement are valued using quoted market prices that are not considered to be active, dealer quotations or alternative pricing sources for similar assets or liabilities for which all significant inputs are observable, either directly or indirectly (Level 2 inputs).

Interest Rate Risk: As a means of limiting its exposure to fair value losses arising from rising interest rates and according to State law, the Center’s investment policy limits investment portfolio maturities to five years or less.

**COLUMBIANA COUNTY CAREER AND TECHNICAL CENTER
COLUMBIANA COUNTY, OHIO**

NOTES TO THE BASIC FINANCIAL STATEMENTS
FOR THE FISCAL YEAR ENDED JUNE 30, 2022

NOTE 4 - DEPOSITS AND INVESTMENTS - (Continued)

Custodial Credit Risk: For an investment, custodial credit risk is the risk that, in the event of the failure of the counterparty, the Center will not be able to recover the value of its investments or collateral securities that are in the possession of an outside party. Of the Center's \$4,185,869 investment in repurchase agreements, the entire balance is collateralized by underlying securities that are held by the investment's counterparty, not in the name of the Center. Ohio law requires the fair value of the securities subject to repurchase agreements must exceed the principal value of securities subject to a repurchase agreement by 2%. The Center has no investment policy dealing with investment custodial risk beyond the requirement in State statute that prohibits payment for investments prior to the delivery of the securities representing such investments to the Treasurer or qualified trustee.

Credit Risk: The federal agency securities that underlie the Center's repurchase agreement were rated AA+ and Aaa by Standard & Poor's and Moody's Investor Services, respectively. Standard & Poor's has assigned STAR Ohio an AAAM money market rating. The Center's investment policy does not specifically address credit risk beyond requiring the Center to only invest in securities authorized by State statute.

Concentration of Credit Risk: The Center places no limit on the amount that may be invested in any one issuer. The following table includes the percentage of each investment type held by the Center at June 30, 2022:

<u>Measurement/ Investment Type:</u>	<u>Measurement Amount</u>	<u>% or Total</u>
STAR Ohio	\$ 5,476,857	56.68
Repurchase agreements	<u>4,185,869</u>	<u>43.32</u>
Total	<u>\$ 9,662,726</u>	<u>100.00</u>

D. Reconciliation of Cash and Investments to the Statement of Net Position

The following is a reconciliation of cash and investments as reported in the note above to cash and investments as reported on the statement of net position as of June 30, 2022:

<u>Cash and investments per note</u>	
Carry amount of deposits	\$ (33,957)
Investments	9,662,726
Cash on hand	<u>1,050</u>
Total	<u>\$ 9,629,819</u>
 <u>Cash and investments per statement of net position</u>	
Governmental activities	<u>\$ 9,629,819</u>

NOTE 5 - INTERFUND TRANSACTIONS

Interfund transfers for the year ended June 30, 2022, consisted of the following, as reported on the fund financial statements:

<u>Transfers from general fund to:</u>	<u>Amount</u>
Permanent improvement fund	<u>\$ 1,000,000</u>

**COLUMBIANA COUNTY CAREER AND TECHNICAL CENTER
COLUMBIANA COUNTY, OHIO**

NOTES TO THE BASIC FINANCIAL STATEMENTS
FOR THE FISCAL YEAR ENDED JUNE 30, 2022

NOTE 5 - INTERFUND TRANSACTIONS - (Continued)

Transfers are used to move revenues from the fund that statute or budget requires to collect them to the fund that statute or budget requires to expend them, and to use unrestricted revenues collected in the general fund to finance various programs accounted for in other funds in accordance with budgetary authorizations.

Interfund transfers between governmental funds are eliminated on the government-wide financial statements.

All transfers were made in compliance with Ohio Revised Code Sections 5705.14, 5705.15 and 5705.16

NOTE 6 - PROPERTY TAXES

Property taxes are levied and assessed on a calendar year basis while the Center fiscal year runs from July through June. First half tax collections are received by the Center in the second half of the fiscal year. Second half tax distributions occur in the first half of the following fiscal year.

Property taxes include amounts levied against all real property and public utility property. Real property tax revenues received in calendar year 2022 represent the collection of calendar year 2021 taxes. Real property taxes received in calendar year 2022 were levied after April 1, 2021, on the assessed values as of January 1, 2020, the lien date. Assessed values for real property taxes are established by State statute at 35 percent of appraised fair value. Real property taxes are payable annually or semiannually. If paid annually, payment is due December 31; if paid semiannually, the first payment is due December 31, with the remainder payable by June 20. Under certain circumstances, State statute permits alternate payment dates to be established. Public utility property tax revenues received in calendar year 2022 represent the collection of calendar year 2021 taxes. Public utility real and personal property taxes received in calendar year 2022 became a lien on December 31, 2020, were levied after April 1, 2021, and are collected with real property taxes. Public utility real property is assessed at 35 percent of true value; public utility tangible personal property is currently assessed at varying percentages of true value.

The Center receives property taxes from Columbiana, Jefferson and Mahoning Counties. The County Auditor periodically advances to the Center its portion of the taxes collected. Second-half real property tax payments collected by the County by June 30, 2022, are available to finance fiscal year 2022 operations. The amount available as an advance at June 30, 2022 was \$173,651 in the general fund. This amount is recorded as revenue. The amount available for advance at June 30, 2021 was \$83,076 in the general fund. The amount of second-half real property taxes available for advance at fiscal year-end can vary based on the date the tax bills are sent.

Accrued property taxes receivable includes real property, public utility property and delinquent tangible personal property taxes which are measurable as of June 30, 2022 and for which there is an enforceable legal claim. Although total property tax collections for the next fiscal year are measurable, only the amount of real property taxes available as an advance at June 30 was levied to finance current fiscal year operations and is reported as revenue at fiscal year-end. The portion of the receivable not levied to finance current fiscal year operations is offset by a credit to deferred inflows.

On the accrual basis of accounting, collectible delinquent property taxes have been recorded as a receivable and revenue, while on a modified accrual basis of accounting the revenue has been reported as a deferred inflow.

**COLUMBIANA COUNTY CAREER AND TECHNICAL CENTER
COLUMBIANA COUNTY, OHIO**

NOTES TO THE BASIC FINANCIAL STATEMENTS
FOR THE FISCAL YEAR ENDED JUNE 30, 2022

NOTE 6 - PROPERTY TAXES - (Continued)

The assessed values upon which the fiscal year 2022 taxes were collected are:

	2021 Second Half Collections		2022 First Half Collections	
	<u>Amount</u>	<u>Percent</u>	<u>Amount</u>	<u>Percent</u>
Agricultural/residential and other real estate	\$ 1,191,882,110	81.24	\$ 1,209,846,610	82.53
Public utility personal	<u>275,318,430</u>	<u>18.76</u>	<u>256,178,510</u>	<u>17.47</u>
Total	<u>\$ 1,467,200,540</u>	<u>100.00</u>	<u>\$ 1,466,025,120</u>	<u>100.00</u>
Tax rate per \$1,000 of assessed valuation	\$2.80		\$2.80	

NOTE 7 - RECEIVABLES

Receivables at June 30, 2022 consisted of taxes, intergovernmental grants and entitlements and accounts (billings for user charged services and student fees). All receivables are considered collectible in full due to the ability to foreclose for the nonpayment of taxes, the stable condition of State programs and the current year guarantee of federal funds. A summary of the principal items of receivables reported on the statement of net position follows:

Governmental activities:

Taxes	\$ 3,483,817
Accounts	802
Intergovernmental	<u>627</u>
Total	<u>\$ 3,485,246</u>

Receivables have been disaggregated on the face of the basic financial statements. All receivables are expected to be collected in the subsequent year.

THIS SPACE INTENTIONALLY LEFT BLANK

**COLUMBIANA COUNTY CAREER AND TECHNICAL CENTER
COLUMBIANA COUNTY, OHIO**

NOTES TO THE BASIC FINANCIAL STATEMENTS
FOR THE FISCAL YEAR ENDED JUNE 30, 2022

NOTE 8 - CAPITAL ASSETS

Due to the implementation of GASB Statement No. 87 (see Note 3 for detail), the Center has reported capital assets for intangible right to use - leased equipment at July 1, 2021, which are reflected in the schedule below. Capital asset activity for the fiscal year ended June 30, 2022, was as follows:

	(Restated) Balance			Balance
	<u>07/01/2021</u>	<u>Additions</u>	<u>Deductions</u>	<u>06/30/22</u>
Governmental activities:				
<i>Capital assets, not being depreciated/amortized:</i>				
Land	\$ 230,238	\$ -	\$ -	\$ 230,238
Construction in progress	64,971	564,405	-	629,376
Total capital assets, not being depreciated/amortized	<u>295,209</u>	<u>564,405</u>	<u>-</u>	<u>859,614</u>
<i>Capital assets, being depreciated/amortized:</i>				
Land improvements	1,012,571	5,290	-	1,017,861
Buildings and improvements	18,364,325	11,775	-	18,376,100
Furniture and equipment	4,169,927	164,281	(190,674)	4,143,534
Vehicles	84,576	-	-	84,576
Intangible right to use:				
Leased equipment	6,563	-	-	6,563
Total capital assets, being depreciated/amortized	<u>23,637,962</u>	<u>181,346</u>	<u>(190,674)</u>	<u>23,628,634</u>
<i>Less: accumulated depreciation/amortization:</i>				
Land improvements	(439,144)	(36,151)	-	(475,295)
Buildings and improvements	(6,474,045)	(492,430)	-	(6,966,475)
Furniture and equipment	(2,901,879)	(252,349)	183,845	(2,970,383)
Vehicles	(68,905)	(3,482)	-	(72,387)
Intangible right to use:				
Leased equipment	-	(1,458)	-	(1,458)
Total accumulated depreciation/amortization	<u>(9,883,973)</u>	<u>(785,870)</u>	<u>183,845</u>	<u>(10,485,998)</u>
Governmental activities capital assets, net	<u>\$ 14,049,198</u>	<u>\$ (40,119)</u>	<u>\$ (6,829)</u>	<u>\$ 14,002,250</u>

Depreciation/amortization expense was charged to governmental functions as follows:

<u>Instruction:</u>	
Vocational	\$ 665,046
Adult/continuing	23,191
<u>Support services:</u>	
Instructional staff	40,185
Administration	6,466
Fiscal	964
Operations and maintenance	23,371
Pupil transportation	3,482
Central	5,579
Non-instructional services	4,552
Food service operations	13,034
Total depreciation expense	<u>\$ 785,870</u>

**COLUMBIANA COUNTY CAREER AND TECHNICAL CENTER
COLUMBIANA COUNTY, OHIO**

NOTES TO THE BASIC FINANCIAL STATEMENTS
FOR THE FISCAL YEAR ENDED JUNE 30, 2022

NOTE 9 - LONG-TERM OBLIGATIONS

- A. Due to the implementation of GASB Statement No. 87 (see Note 3 for detail), the Center has reported a lease obligation at July 1, 2021, which are reflected in the schedule below. The Center's long-term obligations activity during fiscal year 2022 consisted of the following.

	(Restated) Balance Outstanding <u>07/01/2022</u>	<u>Additions</u>	<u>Reductions</u>	Balance Outstanding <u>06/30/2022</u>	Amounts Due in <u>One Year</u>
Governmental activities:					
Compensated absences	\$ 472,961	\$ 192,844	\$ (165,329)	\$ 500,476	\$ 171,370
Lease obligation	6,563	-	(1,335)	5,228	1,384
Net pension liability	8,204,774	-	(3,808,982)	4,395,792	-
Net OPEB liability	<u>591,714</u>	<u>-</u>	<u>(59,787)</u>	<u>531,927</u>	<u>-</u>
Total long-term obligations, governmental activities	<u>\$ 9,276,012</u>	<u>\$ 192,844</u>	<u>\$ (4,035,433)</u>	<u>\$ 5,433,423</u>	<u>\$ 172,754</u>

Compensated absences - will be paid from the fund which the employee is paid, which for the Center are primarily the general fund, adult education fund and the food service fund (a nonmajor governmental fund).

Net pension liability - See Note 12 for details.

Net OPEB liability - See Note 13 for details.

B. Lease Obligation

The Center has entered into a lease agreement for the use of right to use postage meter equipment. Due to the implementation of GASB Statement No. 87, the Center will report an intangible capital asset and corresponding liability for the future scheduled payments under the leases. Lease payments have been reclassified and are reflected as debt service expenditures for the general fund in the basic financial statements. These expenditures are reflected as program/function expenditures on a budgetary basis.

The Center entered into the lease with Pitney Bowes for a term of 60 months on January 1, 2021. Payments are due quarterly and the lease matures on December 1, 2025.

The following is a summary of the future debt service requirements to maturity for the Center's lease obligation:

Fiscal Year Year Ended	Lease Obligation		
	<u>Principal</u>	<u>Interest</u>	<u>Total</u>
2023	\$ 1,384	\$ 276	\$ 1,660
2024	1,469	191	1,660
2025	1,560	100	1,660
2026	<u>815</u>	<u>14</u>	<u>829</u>
Total	<u>\$ 5,228</u>	<u>\$ 581</u>	<u>\$ 5,809</u>

**COLUMBIANA COUNTY CAREER AND TECHNICAL CENTER
COLUMBIANA COUNTY, OHIO**

NOTES TO THE BASIC FINANCIAL STATEMENTS
FOR THE FISCAL YEAR ENDED JUNE 30, 2022

NOTE 9 - LONG-TERM OBLIGATIONS - (Continued)

C. Legal Debt Margin

The Ohio Revised Code provides that voted net general obligation debt of the Center shall never exceed 9% of the total assessed valuation of the Center. The code further provides that unvoted indebtedness shall not exceed 1/10 of 1% of the property valuation of the Center. The code additionally states that unvoted indebtedness related to energy conservation debt shall not exceed 9/10 of 1% of the property valuation of the Center. The assessed valuation used in determining the Center's legal debt margin has been modified by House Bill 530 which became effective March 30, 2006. In accordance with House Bill 530, the assessed valuation used in the Center's legal debt margin calculation excluded tangible personal property used in business, telephone or telegraph property, interexchange telecommunications company property, and personal property owned or leased by a railroad company and used in railroad operations. The effects of these debt limitations at June 30, 2022, are a voted debt margin of \$131,942,261 and an unvoted debt margin of \$1,466,025.

NOTE 10 - EMPLOYEE BENEFITS

A. Compensated Absences

The criteria for determining vacation and sick leave components are derived from negotiated agreements and State laws. Classified employees earn 10 to 20 days of vacation per fiscal year, depending upon length of service. Accumulated, unused vacation time is paid to classified employees and administrators upon termination of employment. Teachers do not earn vacation time.

Certified and classified employees earn sick leave at the rate of one and one-fourth days per month. Sick leave may be accumulated up to a maximum of 312 days for administrators, 188 days for classified and 274 for certified personnel. Upon retirement, payment is made for one-fourth of accrued but unused sick leave to a maximum of 274 days.

B. Life Insurance

The Center provides life insurance and accidental death and dismemberment insurance to most employees through Consumers Life Insurance Company.

NOTE 11 - RISK MANAGEMENT

A. Comprehensive

The Center is exposed to various risks of loss related to torts; theft or damage to, and destruction of assets; errors and omissions; injuries to employees; and natural disasters. During fiscal year 2022, the Center's insurance coverage was as follows:

<u>Type of Coverage</u>	<u>Deductible</u>	<u>Liability Limit</u>
Building and Contents - replacement cost	\$ 2,500	\$35,315,877
Equipment Breakdown Coverage	500	250,000
Cyber Coverage	10,000	1,000,000
Earth Movement	50,000	1,000,000
General Liability:		
Per occurrence	2,500	1,000,000
Aggregate	5,000	2,000,000

**COLUMBIANA COUNTY CAREER AND TECHNICAL CENTER
COLUMBIANA COUNTY, OHIO**

NOTES TO THE BASIC FINANCIAL STATEMENTS
FOR THE FISCAL YEAR ENDED JUNE 30, 2022

NOTE 11 - RISK MANAGEMENT - (Continued)

<u>Type of Coverage</u>	<u>Deductible</u>	<u>Liability Limit</u>
School Leaders Errors & Omissions:		
Per occurrence	2,500	1,000,000
Aggregate	2,500	1,000,000
Law Enforcement:		
Per occurrence	1,000	1,000,000
Aggregate	1,000	1,000,000
Commercial Auto:		
Garage keepers	500	120,000
Automobile Liability	500	1,000,000
Umbrella Liability:		
Per occurrence	10,000	5,000,000
Aggregate	10,000	5,000,000

Settled claims have not exceeded this commercial coverage in any of the past three years. There have been no significant reductions in coverage from prior year.

B. Health Insurance

The Center contracts with Stark County Schools Council of Governments, an insurance purchasing pool (See Note 2.A.), to provide employee medical/surgical benefits. Rates are set through an annual calculation process. The Center pays a monthly contribution that is placed in a common fund from which claim payments are made for all participating districts. The Center's Board of Education pays a portion of the monthly premium.

C. Workers' Compensation

For fiscal year 2022, the Center participated in the Sheakley Workers' Compensation Group Rating Program (GRP), an insurance purchasing pool. The intent of the GRP is to achieve the benefit of a reduced premium for the Center by virtue of its grouping and representation with other participants in the GRP. The workers' compensation experience of the participating school districts is tiered into groups based upon past workers' compensation experience. Within each tiered group, a common premium rate is applied to all school districts within that group. Each participant pays its workers' compensation premium to the state based on the rate for the GRP rather than its individual rate. Total savings are then calculated and each participant's individual performance is compared to the overall savings percentage of their tiered group. Participation in the GRP is limited to school districts that can meet the GRP's selection criteria. The firm of Sheakley provides administrative, cost control and actuarial services to the GRP.

NOTE 12 - DEFINED BENEFIT PENSION PLANS

The Statewide retirement systems provide both pension benefits and other postemployment benefits (OPEB).

Net Pension Liability/Net OPEB Liability/Asset

The net pension liability/asset and the net OPEB liability/asset reported on the statement of net position represents a liability or asset to employees for pensions and OPEB, respectively.

**COLUMBIANA COUNTY CAREER AND TECHNICAL CENTER
COLUMBIANA COUNTY, OHIO**

NOTES TO THE BASIC FINANCIAL STATEMENTS
FOR THE FISCAL YEAR ENDED JUNE 30, 2022

NOTE 12 - DEFINED BENEFIT PENSION PLANS - (Continued)

Pensions and OPEB are a component of exchange transactions—between an employer and its employees—of salaries and benefits for employee services. Pensions/OPEB are provided to an employee—on a deferred-payment basis—as part of the total compensation package offered by an employer for employee services each financial period. The obligation to sacrifice resources for pensions is a present obligation because it was created as a result of employment exchanges that already have occurred.

The net pension/OPEB liability (asset) represent the Center’s proportionate share of each pension/OPEB plan’s collective actuarial present value of projected benefit payments attributable to past periods of service, net of each pension/OPEB plan’s fiduciary net position. The net pension/OPEB liability (asset) calculation is dependent on critical long-term variables, including estimated average life expectancies, earnings on investments, cost of living adjustments and others. While these estimates use the best information available, unknowable future events require adjusting these estimates annually.

The Ohio Revised Code limits the Center’s obligation for this liability to annually required payments. The Center cannot control benefit terms or the manner in which pensions/OPEB are financed; however, the Center does receive the benefit of employees’ services in exchange for compensation including pension and OPEB.

GASB 68/75 assumes the liability is solely the obligation of the employer, because (1) they benefit from employee services; and (2) State statute requires funding to come from these employers. All pension contributions to date have come solely from these employers (which also includes pension costs paid in the form of withholdings from employees). The retirement systems may allocate a portion of the employer contributions to provide for these OPEB benefits. In addition, health care plan enrollees pay a portion of the health care costs in the form of a monthly premium. State statute requires the retirement systems to amortize unfunded pension liabilities within 30 years. If the pension amortization period exceeds 30 years, each retirement system’s board must propose corrective action to the State legislature. Any resulting legislative change to benefits or funding could significantly affect the net pension/OPEB liability (asset). Resulting adjustments to the net pension/OPEB liability (asset) would be effective when the changes are legally enforceable. The Ohio Revised Code permits, but does not require, the retirement systems to provide healthcare to eligible benefit recipients.

The remainder of this note includes the required pension disclosures. See Note 13 for the required OPEB disclosures.

The proportionate share of each plan’s unfunded benefits is presented as a long-term *net pension/OPEB liability (asset)* on the accrual basis of accounting. Any liability for the contractually required pension contribution outstanding at the end of the year is included in intergovernmental payable on both the accrual and modified accrual bases of accounting.

Plan Description - School Employees Retirement System (SERS)

Plan Description - The Center’s non-teaching employees participate in SERS, a cost-sharing multiple-employer defined benefit pension plan administered by SERS. SERS provides retirement, disability and survivor benefits, annual cost-of-living adjustments, and death benefits to plan members and beneficiaries. Authority to establish and amend benefits is provided by Ohio Revised Code Chapter 3309. SERS issues a publicly available, stand-alone financial report that includes financial statements, required supplementary information and detailed information about SERS’ fiduciary net position. That report can be obtained by visiting the SERS website at www.ohsers.org under Employers/Audit Resources.

**COLUMBIANA COUNTY CAREER AND TECHNICAL CENTER
COLUMBIANA COUNTY, OHIO**

NOTES TO THE BASIC FINANCIAL STATEMENTS
FOR THE FISCAL YEAR ENDED JUNE 30, 2022

NOTE 12 - DEFINED BENEFIT PENSION PLANS - (Continued)

Age and service requirements for retirement are as follows:

	Eligible to Retire on or before August 1, 2017 *	Eligible to Retire after August 1, 2017
Full benefits	Any age with 30 years of service credit	Age 67 with 10 years of service credit; or Age 57 with 30 years of service credit
Actuarially reduced benefits	Age 60 with 5 years of service credit; or Age 55 with 25 years of service credit	Age 62 with 10 years of service credit; or Age 60 with 25 years of service credit

* Members with 25 years of service credit as of August 1, 2017 will be included in this plan.

Annual retirement benefits are calculated based on final average salary multiplied by a percentage that varies based on years of service; 2.2% for the first thirty years of service and 2.5% for years of service credit over 30. Final average salary is the average of the highest three years of salary.

An individual whose benefit effective date is before April 1, 2018, is eligible for a cost-of-living adjustment (COLA) on the first anniversary date of the benefit. Beginning April 1, 2018, new benefit recipients must wait until the fourth anniversary of their benefit for COLA eligibility. The COLA is added each year to the base benefit amount on the anniversary date of the benefit. A three-year COLA suspension was in effect for all benefit recipients for the years 2018, 2019, and 2020. Upon resumption of the COLA, it will be indexed to the percentage increase in the CPI-W, not to exceed 2.5% and with a floor of 0%. In 2021, the Board of Trustees approved a 2.5% cost-of-living adjustment (COLA) for eligible retirees and beneficiaries in 2022.

Funding Policy - Plan members are required to contribute 10.00% of their annual covered salary and the Center is required to contribute 14.00% of annual covered payroll. The contribution requirements of plan members and employers are established and may be amended by the SERS' Retirement Board up to statutory maximum amounts of 10.00% for plan members and 14.00% for employers. The Retirement Board, acting with the advice of the actuary, allocates the employer contribution rate among four of the System's funds (Pension Trust Fund, Death Benefit Fund, Medicare B Fund, and Health Care Fund). For the fiscal year ended June 30, 2022, the allocation to pension, death benefits, and Medicare B was 14.00%. For fiscal year 2022, the Retirement Board did not allocate any employer contribution to the Health Care Fund.

The Center's contractually required contribution to SERS was \$153,843 for fiscal year 2022. Of this amount, \$7,294 is reported as intergovernmental payable.

Plan Description - State Teachers Retirement System (STRS)

Plan Description - Licensed teachers participate in STRS, a cost-sharing multiple-employer public employee retirement system administered by STRS. STRS provides retirement and disability benefits to members and death and survivor benefits to beneficiaries. STRS issues a stand-alone financial report that includes financial statements, required supplementary information and detailed information about STRS' fiduciary net position. That report can be obtained by writing to STRS, 275 E. Broad St., Columbus, OH 43215-3771, by calling (888) 227-7877, or by visiting the STRS website at www.strsoh.org.

New members have a choice of three retirement plans: a Defined Benefit (DB) Plan, a Defined Contribution (DC) Plan and a Combined (CO) Plan. Benefits are established by Ohio Revised Code Chapter 3307.

**COLUMBIANA COUNTY CAREER AND TECHNICAL CENTER
COLUMBIANA COUNTY, OHIO**

NOTES TO THE BASIC FINANCIAL STATEMENTS
FOR THE FISCAL YEAR ENDED JUNE 30, 2022

NOTE 12 - DEFINED BENEFIT PENSION PLANS - (Continued)

The DB plan offers an annual retirement allowance based on final average salary multiplied by a percentage that varies based on years of service. Effective August 1, 2015, the calculation is 2.20% of final average salary for the five highest years of earnings multiplied by all years of service. In April 2017, the Retirement Board made the decision to reduce COLA granted on or after July 1, 2017, to 0% to preserve the fiscal integrity of the retirement system. Benefit recipients' base benefit and past cost-of living increases are not affected by this change. Eligibility changes will be phased in until August 1, 2026, when retirement eligibility for unreduced benefits will be five year of service credit and age 65, or 35 years of service credit and at least age 60.

Eligibility changes for DB Plan members who retire with actuarially reduced benefits will be phased in until August 1, 2026, when retirement eligibility will be five years of qualifying service credit and age 60, or 30 years of service credit at any age.

The DC Plan allows members to place all of their member contributions and 9.53% of the 14% employer contributions into an investment account. Investment allocation decisions are determined by the member. The remaining 4.47% of the 14% employer rate is allocated to the defined benefit unfunded liability. A member is eligible to receive a retirement benefit at age 50 and termination of employment. The member may elect to receive a lifetime monthly annuity or a lump sum withdrawal.

The Combined Plan offers features of both the DB Plan and the DC Plan. In the Combined Plan, 12% of the 14% member rate goes to the DC Plan and the remaining 2% is applied to the DB Plan. Member contributions to the DC Plan are allocated among investment choices by the member, and contributions to the DB Plan from the employer and the member are used to fund the defined benefit payment at a reduced level from the regular DB Plan. The defined benefit portion of the Combined Plan payment is payable to a member on or after age 60 with five years of service. The defined contribution portion of the account may be taken as a lump sum payment or converted to a lifetime monthly annuity after termination of employment at age 50 and after termination of employment.

New members who choose the DC Plan or Combined Plan will have another opportunity to reselect a permanent plan during their fifth year of membership. Members may remain in the same plan or transfer to another STRS plan. The optional annuitization of a member's defined contribution account or the defined contribution portion of a member's Combined Plan account to a lifetime benefit results in STRS bearing the risk of investment gain or loss on the account. STRS has therefore included all three plan options as one defined benefit plan for GASB 68 reporting purposes.

A DB or Combined Plan member with five or more years of credited service who is determined to be disabled may qualify for a disability benefit. New members must have at least ten years of qualifying service credit that apply for disability benefits. Members in the DC Plan who become disabled are entitled only to their account balance. Eligible survivors of members who die before service retirement may qualify for monthly benefits. If a member of the DC Plan dies before retirement benefits begin, the member's designated beneficiary is entitled to receive the member's account balance.

Funding Policy - Employer and member contribution rates are established by the State Teachers Retirement Board and limited by Chapter 3307 of the Ohio Revised Code. The fiscal year 2022 employer and employee contribution rate of 14% was equal to the statutory maximum rates. For fiscal year 2022, the full employer contribution was allocated to pension.

The Center's contractually required contribution to STRS was \$477,146 for fiscal year 2022. Of this amount, \$52,829 is reported as intergovernmental payable.

**COLUMBIANA COUNTY CAREER AND TECHNICAL CENTER
COLUMBIANA COUNTY, OHIO**

NOTES TO THE BASIC FINANCIAL STATEMENTS
FOR THE FISCAL YEAR ENDED JUNE 30, 2022

NOTE 12 - DEFINED BENEFIT PENSION PLANS - (Continued)

Pension Liabilities, Pension Expense, and Deferred Outflows of Resources and Deferred Inflows of Resources Related to Pensions

The net pension liability was measured as of June 30, 2021, and the total pension liability used to calculate the net pension liability was determined by an actuarial valuation as of that date. The Center's proportion of the net pension liability was based on the Center's share of contributions to the pension plan relative to the projected contributions of all participating entities.

Following is information related to the proportionate share and pension expense:

	<u>SERS</u>	<u>STRS</u>	<u>Total</u>
Proportion of the net pension liability prior measurement date	0.02927860%	0.02590557%	
Proportion of the net pension liability current measurement date	<u>0.02938470%</u>	<u>0.02590027%</u>	
Change in proportionate share	<u>0.00010610%</u>	<u>-0.00000530%</u>	
Proportionate share of the net pension liability	\$ 1,084,210	\$ 3,311,582	\$ 4,395,792
Pension expense	\$ (19,616)	\$ (132,726)	\$ (152,342)

At June 30, 2022, the Center reported deferred outflows of resources and deferred inflows of resources related to pensions from the following sources:

	<u>SERS</u>	<u>STRS</u>	<u>Total</u>
Deferred outflows of resources			
Differences between expected and actual experience	\$ 105	\$ 102,312	\$ 102,417
Changes of assumptions	22,830	918,692	941,522
Difference between employer contributions and proportionate share of contributions/ change in proportionate share	5,017	22,822	27,839
Contributions subsequent to the measurement date	<u>153,843</u>	<u>477,146</u>	<u>630,989</u>
Total deferred outflows of resources	<u>\$ 181,795</u>	<u>\$ 1,520,972</u>	<u>\$ 1,702,767</u>
	<u>SERS</u>	<u>STRS</u>	<u>Total</u>
Deferred inflows of resources			
Differences between expected and actual experience	\$ 28,118	\$ 20,757	\$ 48,875
Net difference between projected and actual earnings on pension plan investments	558,404	2,853,950	3,412,354
Difference between employer contributions and proportionate share of contributions/ change in proportionate share	<u>1,602</u>	<u>290,622</u>	<u>292,224</u>
Total deferred inflows of resources	<u>\$ 588,124</u>	<u>\$ 3,165,329</u>	<u>\$ 3,753,453</u>

**COLUMBIANA COUNTY CAREER AND TECHNICAL CENTER
COLUMBIANA COUNTY, OHIO**

NOTES TO THE BASIC FINANCIAL STATEMENTS
FOR THE FISCAL YEAR ENDED JUNE 30, 2022

NOTE 12 - DEFINED BENEFIT PENSION PLANS - (Continued)

\$630,989 reported as deferred outflows of resources related to pension resulting from Center contributions subsequent to the measurement date will be recognized as a reduction of the net pension liability in the fiscal year ending June 30, 2023.

Other amounts reported as deferred outflows of resources and deferred inflows of resources related to pension will be recognized in pension expense as follows:

Fiscal Year Ending June 30:	SERS	STRS	Total
2023	\$ (135,937)	\$ (542,707)	\$ (678,644)
2024	(120,072)	(491,648)	(611,720)
2025	(132,769)	(517,941)	(650,710)
2026	(171,394)	(569,207)	(740,601)
Total	\$ (560,172)	\$ (2,121,503)	\$ (2,681,675)

Actuarial Assumptions – SERS

SERS' total pension liability was determined by their actuaries in accordance with GASB Statement No. 67, as part of their annual actuarial valuation for each defined benefit retirement plan. Actuarial valuations of an ongoing plan involve estimates of the value of reported amounts (e.g., salaries, credited service) and assumptions about the probability of occurrence of events far into the future (e.g., mortality, disabilities, retirements, employment termination). Actuarially determined amounts are subject to continual review and potential modifications, as actual results are compared with past expectations and new estimates are made about the future.

Projections of benefits for financial reporting purposes are based on the substantive plan (the plan as understood by the employers and plan members) and include the types of benefits provided at the time of each valuation and the historical pattern of sharing benefit costs between the employers and plan members to that point. The projection of benefits for financial reporting purposes does not explicitly incorporate the potential effects of legal or contractual funding limitations.

Actuarial calculations reflect a long-term perspective. For a newly hired employee, actuarial calculations will take into account the employee's entire career with the employer and also take into consideration the benefits, if any, paid to the employee after termination of employment until the death of the employee and any applicable contingent annuitant. In many cases actuarial calculations reflect several decades of service with the employer and the payment of benefits after termination.

Key methods and assumptions used in calculating the total pension liability in the latest actuarial valuation, prepared as of June 30, 2021, are presented below:

**COLUMBIANA COUNTY CAREER AND TECHNICAL CENTER
COLUMBIANA COUNTY, OHIO**

NOTES TO THE BASIC FINANCIAL STATEMENTS
FOR THE FISCAL YEAR ENDED JUNE 30, 2022

NOTE 12 - DEFINED BENEFIT PENSION PLANS - (Continued)

Wage inflation:	
Current measurement date	2.40%
Prior measurement date	3.00%
Future salary increases, including inflation:	
Current measurement date	3.25% to 13.58%
Prior measurement date	3.50% to 18.20%
COLA or ad hoc COLA:	
Current measurement date	2.00%
Prior measurement date	2.50%
Investment rate of return:	
Current measurement date	7.00% net of system expenses
Prior measurement date	7.50% net of system expenses
Discount rate:	
Current measurement date	7.00%
Prior measurement date	7.50%
Actuarial cost method	Entry age normal (level percent of payroll)

In 2021, Mortality rates were based on the PUB-2010 General Employee Amount Weight Below Median Healthy Retiree mortality table projected to 2017 with ages set forward 1 year and adjusted 94.20% for males and set forward 2 years and adjusted 81.35% for females. Mortality among disabled members were based upon the PUB-2010 General Disabled Retiree mortality table projected to 2017 with ages set forward 5 years and adjusted 103.3% for males and set forward 3 years and adjusted 106.8% for females. Future improvement in mortality rates is reflected by applying the MP-2020 projection scale generationally.

In the prior measurement date, the mortality rates were based on the RP-2014 Blue Collar Mortality Table with fully generational projection and a five-year age set-back for both males and females. Mortality among service retired members, and beneficiaries were based upon the RP-2014 Blue Collar Mortality Table with fully generational projection with Scale BB, 120% of male rates, and 110% of female rates. Mortality among disabled members was based upon the RP-2000 Disabled Mortality Table, 90% for male rates and 100% for female rates, set back five years is used for the period after disability retirement.

The most recent experience study was completed for the five-year period ended June 30, 2020.

The long-term return expectation for the Pension Plan Investments has been determined using a building-block approach and assumes a time horizon, as defined in SERS' *Statement of Investment Policy*. A forecasted rate of inflation serves as the baseline for the return expectation. Various real return premiums over the baseline inflation rate have been established for each asset class. The long-term expected nominal rate of return has been determined by calculating a weighted average of the expected real return premiums for each asset class, adding the projected inflation rate, and adding the expected return from rebalancing uncorrelated asset classes.

**COLUMBIANA COUNTY CAREER AND TECHNICAL CENTER
COLUMBIANA COUNTY, OHIO**

NOTES TO THE BASIC FINANCIAL STATEMENTS
FOR THE FISCAL YEAR ENDED JUNE 30, 2022

NOTE 12 - DEFINED BENEFIT PENSION PLANS - (Continued)

The target allocation and best estimates of arithmetic real rates of return for each major asset class are summarized in the following table:

<u>Asset Class</u>	<u>Target Allocation</u>	<u>Long-Term Expected Real Rate of Return</u>
Cash	2.00 %	(0.33) %
US Equity	24.75	5.72
Non-US Equity Developed	13.50	6.55
Non-US Equity Emerging	6.75	8.54
Fixed Income/Global Bonds	19.00	1.14
Private Equity	11.00	10.03
Real Estate/Real Assets	16.00	5.41
Multi-Asset Strategy	4.00	3.47
Private Debt/Private Credit	3.00	5.28
Total	<u>100.00 %</u>	

Discount Rate - The total pension liability was calculated using the discount rate of 7.00%. The projection of cash flows used to determine the discount rate assumed the contributions from employers and from the members would be computed based on contribution requirements as stipulated by state statute. Projected inflows from investment earnings were calculated using the long-term assumed investment rate of return (7.00%). Based on those assumptions, the plan's fiduciary net position was projected to be available to make all future benefit payments of current plan members. Therefore, the long-term expected rate of return on pension plan investments was applied to all periods of projected benefits to determine the total pension liability.

Sensitivity of the Center's Proportionate Share of the Net Pension Liability to Changes in the Discount Rate - Net pension liability is sensitive to changes in the discount rate, and to illustrate the potential impact the following table presents the net pension liability calculated using the discount rate of 7.00%, as well as what each plan's net pension liability would be if it were calculated using a discount rate that is one percentage point lower (6.00%), or one percentage point higher (8.00%) than the current rate.

	<u>1% Decrease</u>	<u>Current Discount Rate</u>	<u>1% Increase</u>
Center's proportionate share of the net pension liability	\$ 1,803,860	\$ 1,084,210	\$ 477,299

Actuarial Assumptions - STRS

Key methods and assumptions used in the latest actuarial valuation, reflecting experience study results used in the June 30, 2021, actuarial valuation are presented below:

	<u>June 30, 2021</u>	<u>June 30, 2020</u>
Inflation	2.50%	2.50%
Projected salary increases	12.50% at age 20 to 2.50% at age 65	12.50% at age 20 to 2.50% at age 65
Investment rate of return	7.00%, net of investment expenses, including inflation	7.45%, net of investment expenses, including inflation
Discount rate of return	7.00%	7.45%
Payroll increases	3.00%	3.00%
Cost-of-living adjustments (COLA)	0.00%	0.00%

**COLUMBIANA COUNTY CAREER AND TECHNICAL CENTER
COLUMBIANA COUNTY, OHIO**

NOTES TO THE BASIC FINANCIAL STATEMENTS
FOR THE FISCAL YEAR ENDED JUNE 30, 2022

NOTE 12 - DEFINED BENEFIT PENSION PLANS - (Continued)

For the June 30, 2021, actuarial valuation, post-retirement mortality rates are based on the RP-2014 Annuitant Mortality Tables with 50% of rates through age 69, 70% of rates between ages 70 and 79, 90% of rates between ages 80 and 84, and 100% of rates thereafter, projected forward generationally using mortality improvement scale MP-2016. Pre-retirement mortality rates are based on RP-2014 Employee Mortality Tables, projected forward generationally using mortality improvement scale MP-2016. Post-retirement disabled mortality rates are based on the RP-2014 Disabled Mortality Tables with 90% of rates for males and 100% of rates for females, projected forward generationally using mortality improvement scale MP-2016.

Actuarial assumptions used in the June 30, 2021 valuation are based on the results of an actuarial experience study for the period July 1, 2011 through June 30, 2016.

STRS Ohio's investment consultant develops an estimate range for the investment return assumption based on the target allocation adopted by the Retirement Board. The target allocation and long-term expected rate of return for each major asset class are summarized as follows:

Asset Class	Target Allocation	Long-Term Expected Real Rate of Return *
Domestic Equity	28.00 %	7.35 %
International Equity	23.00	7.55
Alternatives	17.00	7.09
Fixed Income	21.00	3.00
Real Estate	10.00	6.00
Liquidity Reserves	1.00	2.25
Total	<u>100.00 %</u>	

*10-Year geometric nominal returns, which include the real rate of return and inflation of 2.25% and does not include investment expenses. Over a 30-year period, STRS' investment consultant indicates that the above target allocations should generate a return above the actuarial rate of return, without net value added by management.

Discount Rate - The discount rate used to measure the total pension liability was 7.00% as of June 30, 2021. The projection of cash flows used to determine the discount rate assumes that member and employer contributions will be made at the statutory contribution rates in accordance with the rates described previously. For this purpose, only employer contributions that are intended to fund benefits of current plan members and their beneficiaries are included. Based on those assumptions, STRS Ohio's fiduciary net position was projected to be available to make all projected future benefit payments to current plan members as of June 30, 2021. Therefore, the long-term expected rate of return on pension plan investments of 7.00% was applied to all periods of projected benefit payments to determine the total pension liability as of June 30, 2021.

Sensitivity of the Center's Proportionate Share of the Net Pension Liability to Changes in the Discount Rate - The following table represents the net pension liability as of June 30, 2021, calculated using the current period discount rate assumption of 7.00%, as well as what the net pension liability would be if it were calculated using a discount rate that is one percentage point lower (6.00%) or one percentage point higher (8.00%) than the current assumption:

	1% Decrease	Current Discount Rate	1% Increase
Center's proportionate share of the net pension liability	\$ 6,201,354	\$ 3,311,582	\$ 869,731

Changes Between Measurement Date and Reporting Date - STRS approved a one-time 3.00% cost-of-living adjustment to eligible benefit recipients effective July 1, 2022. It is unknown what the effect this change will have on the net pension liability.

**COLUMBIANA COUNTY CAREER AND TECHNICAL CENTER
COLUMBIANA COUNTY, OHIO**

NOTES TO THE BASIC FINANCIAL STATEMENTS
FOR THE FISCAL YEAR ENDED JUNE 30, 2022

NOTE 13 - DEFINED BENEFIT OPEB PLANS

Net OPEB Liability/Asset

See Note 12 for a description of the net OPEB liability (asset).

Plan Description - School Employees Retirement System (SERS)

Health Care Plan Description - The Center contributes to the SERS Health Care Fund, administered by SERS for non-certificated retirees and their beneficiaries. For GASB 75 purposes, this plan is considered a cost-sharing other postemployment benefit (OPEB) plan. SERS' Health Care Plan provides healthcare benefits to eligible individuals receiving retirement, disability, and survivor benefits, and to their eligible dependents. Members who retire after June 1, 1986, need 10 years of service credit, exclusive of most types of purchased credit, to qualify to participate in SERS' health care coverage. In addition to age and service retirees, disability benefit recipients and beneficiaries who are receiving monthly benefits due to the death of a member or retiree, are eligible for SERS' health care coverage. Most retirees and dependents choosing SERS' health care coverage are over the age of 65 and therefore enrolled in a fully insured Medicare Advantage plan; however, SERS maintains a traditional, self-insured preferred provider organization for its non-Medicare retiree population. For both groups, SERS offers a self-insured prescription drug program. Health care is a benefit that is permitted, not mandated, by statute. The financial report of the Plan is included in the SERS Annual Comprehensive Financial Report which can be obtained on SERS' website at www.ohsers.org under Employers/Audit Resources.

Access to health care for retirees and beneficiaries is permitted in accordance with Section 3309 of the Ohio Revised Code. The Health Care Fund was established and is administered in accordance with Internal Revenue Code Section 105(e). SERS' Retirement Board reserves the right to change or discontinue any health plan or program. Active employee members do not contribute to the Health Care Plan. The SERS Retirement Board established the rules for the premiums paid by the retirees for health care coverage for themselves and their dependents or for their surviving beneficiaries. Premiums vary depending on the plan selected, qualified years of service, Medicare eligibility, and retirement status.

Funding Policy - State statute permits SERS to fund the health care benefits through employer contributions. Each year, after the allocation for statutorily required pensions and benefits, the Retirement Board may allocate the remainder of the employer contribution of 14% of covered payroll to the Health Care Fund in accordance with the funding policy. For the fiscal year ended June 30, 2022, SERS did not allocate any employer contributions to post-employment health care. An additional health care surcharge on employers is collected for employees earning less than an actuarially determined minimum compensation amount, pro-rated if less than a full year of service credit was earned. For fiscal year 2022, this amount was \$25,000. Statutes provide that no employer shall pay a health care surcharge greater than 2% of that employer's SERS-covered payroll; nor may SERS collect in aggregate more than 1.5% of the total statewide SERS-covered payroll for the health care surcharge. For fiscal year 2022, the Center's surcharge obligation was \$7,943.

The surcharge added to the allocated portion of the 14% employer contribution rate is the total amount assigned to the Health Care Fund. The Center's contractually required contribution to SERS was \$7,943 for fiscal year 2022. Of this amount, \$7,943 is reported as intergovernmental payable.

Plan Description - State Teachers Retirement System (STRS)

Plan Description - The State Teachers Retirement System of Ohio (STRS) administers a cost-sharing Health Plan administered for eligible retirees who participated in the defined benefit or combined pension plans offered by STRS. Ohio law authorizes STRS to offer this plan. Benefits include hospitalization, physicians' fees, prescription drugs and partial reimbursement of monthly Medicare Part B premiums. The Medicare Part B monthly reimbursement elimination date was postponed indefinitely. The Plan is included in the report of STRS which can be obtained by visiting www.strsoh.org or by calling (888) 227-7877.

**COLUMBIANA COUNTY CAREER AND TECHNICAL CENTER
COLUMBIANA COUNTY, OHIO**

NOTES TO THE BASIC FINANCIAL STATEMENTS
FOR THE FISCAL YEAR ENDED JUNE 30, 2022

NOTE 13 - DEFINED BENEFIT OPEB PLANS - (Continued)

Funding Policy - Ohio Revised Code Chapter 3307 authorizes STRS to offer the Plan and gives the Retirement Board discretionary authority over how much, if any, of the health care costs will be absorbed by STRS. Active employee members do not contribute to the Health Care Plan. Nearly all health care plan enrollees, for the most recent year, pay a portion of the health care costs in the form of a monthly premium. Under Ohio law, funding for post-employment health care may be deducted from employer contributions, currently 14% of covered payroll. For the fiscal year ended June 30, 2022, STRS did not allocate any employer contributions to post-employment health care.

OPEB Liabilities/Assets, OPEB Expense, and Deferred Outflows of Resources and Deferred Inflows of Resources Related to OPEB

The net OPEB liability/asset was measured as of June 30, 2021, and the total OPEB liability/asset used to calculate the net OPEB liability/asset was determined by an actuarial valuation as of that date. The Center's proportion of the net OPEB liability/asset was based on the Center's share of contributions to the respective retirement systems relative to the contributions of all participating entities.

Following is information related to the proportionate share and OPEB expense:

	<u>SERS</u>	<u>STRS</u>	<u>Total</u>
Proportion of the net OPEB liability/asset prior measurement date	0.02722620%	0.02590557%	
Proportion of the net OPEB liability/asset current measurement date	<u>0.02810590%</u>	<u>0.02590027%</u>	
Change in proportionate share	<u>0.00087970%</u>	<u>-0.00000530%</u>	
Proportionate share of the net OPEB liability	\$ 531,927	\$ -	\$ 531,927
Proportionate share of the net OPEB asset	\$ -	\$ (546,086)	\$ (546,086)
OPEB expense	\$ (12,366)	\$ (39,996)	\$ (52,362)

At June 30, 2022, the Center reported deferred outflows of resources and deferred inflows of resources related to OPEB from the following sources:

	<u>SERS</u>	<u>STRS</u>	<u>Total</u>
Deferred outflows of resources			
Differences between expected and actual experience	\$ 5,669	\$ 19,447	\$ 25,116
Changes of assumptions	83,447	34,881	118,328
Difference between employer contributions and proportionate share of contributions/ change in proportionate share	25,475	11,552	37,027
Contributions subsequent to the measurement date	<u>7,943</u>	<u>-</u>	<u>7,943</u>
Total deferred outflows of resources	<u>\$ 122,534</u>	<u>\$ 65,880</u>	<u>\$ 188,414</u>

**COLUMBIANA COUNTY CAREER AND TECHNICAL CENTER
COLUMBIANA COUNTY, OHIO**

NOTES TO THE BASIC FINANCIAL STATEMENTS
FOR THE FISCAL YEAR ENDED JUNE 30, 2022

NOTE 13 - DEFINED BENEFIT OPEB PLANS - (Continued)

	<u>SERS</u>	<u>STRS</u>	<u>Total</u>
Deferred inflows of resources			
Differences between expected and actual experience	\$ 264,923	\$ 100,053	\$ 364,976
Net difference between projected and actual earnings on OPEB plan investments	11,554	151,364	162,918
Changes of assumptions	72,842	325,779	398,621
Difference between employer contributions and proportionate share of contributions/ change in proportionate share	<u>48,131</u>	<u>12,526</u>	<u>60,657</u>
Total deferred inflows of resources	<u>\$ 397,450</u>	<u>\$ 589,722</u>	<u>\$ 987,172</u>

\$7,943 reported as deferred outflows of resources related to OPEB resulting from Center contributions subsequent to the measurement date will be recognized as a reduction of the net OPEB liability/asset in the fiscal year ending June 30, 2023.

Other amounts reported as deferred outflows of resources and deferred inflows of resources related to OPEB will be recognized in OPEB expense as follows:

	<u>SERS</u>	<u>STRS</u>	<u>Total</u>
Fiscal Year Ending June 30:			
2023	\$ (66,952)	\$ (151,015)	\$ (217,967)
2024	(67,033)	(147,227)	(214,260)
2025	(62,805)	(140,032)	(202,837)
2026	(53,129)	(64,089)	(117,218)
2027	(27,045)	(21,973)	(49,018)
Thereafter	<u>(5,895)</u>	<u>494</u>	<u>(5,401)</u>
Total	<u>\$ (282,859)</u>	<u>\$ (523,842)</u>	<u>\$ (806,701)</u>

Actuarial Assumptions - SERS

The total OPEB liability is determined by SERS' actuaries in accordance with GASB Statement No. 74, as part of their annual actuarial valuation for each retirement plan. Actuarial valuations of an ongoing plan involve estimates of the value of reported amounts (e.g., salaries, credited service) and assumptions about the probability of occurrence of events far into the future (e.g., mortality, disabilities, retirements, employment terminations). Actuarially determined amounts are subject to continual review and potential modifications, as actual results are compared with past expectations and new estimates are made about the future.

Projections of benefits for financial reporting purposes are based on the substantive plan (the plan as understood by the employers and plan members) and include the types of benefits provided at the time of each valuation and the historical pattern of sharing benefit costs between the employers and plan members to that point. The projection of benefits for financial reporting purposes does not explicitly incorporate the potential effects of legal or contractual funding limitations.

**COLUMBIANA COUNTY CAREER AND TECHNICAL CENTER
COLUMBIANA COUNTY, OHIO**

NOTES TO THE BASIC FINANCIAL STATEMENTS
FOR THE FISCAL YEAR ENDED JUNE 30, 2022

NOTE 13 - DEFINED BENEFIT OPEB PLANS - (Continued)

Actuarial calculations reflect a long-term perspective. For a newly hired employee, actuarial calculations will take into account the employee's entire career with the employer and also take into consideration the benefits, if any, paid to the employee after termination of employment until the death of the employee and any applicable contingent annuitant. In many cases, actuarial calculations reflect several decades of service with the employer and the payment of benefits after termination.

Key methods and assumptions used in calculating the total OPEB liability in the latest actuarial valuation date of June 30, 2021 are presented below:

Wage inflation:	
Current measurement date	2.40%
Prior measurement date	3.00%
Future salary increases, including inflation:	
Current measurement date	3.25% to 13.58%
Prior measurement date	3.50% to 18.20%
Investment rate of return:	
Current measurement date	7.00% net of investment expense, including inflation
Prior measurement date	7.50% net of investment expense, including inflation
Municipal bond index rate:	
Current measurement date	1.92%
Prior measurement date	2.45%
Single equivalent interest rate, net of plan investment expense, including price inflation:	
Current measurement date	2.27%
Prior measurement date	2.63%
Medical trend assumption:	
Current measurement date	
Medicare	5.125 to 4.400%
Pre-Medicare	6.750 to 4.400%
Prior measurement date	
Medicare	5.25 to 4.75%
Pre-Medicare	7.00 to 4.75%

In 2021, Mortality rates were based on the PUB-2010 General Employee Amount Weight Below Median Healthy Retiree mortality table projected to 2017 with ages set forward 1 year and adjusted 94.20% for males and set forward 2 years and adjusted 81.35% for females. Mortality among disabled members were based upon the PUB-2010 General Disabled Retiree mortality table projected to 2017 with ages set forward 5 years and adjusted 103.3% for males and set forward 3 years and adjusted 106.8% for females. Future improvement in mortality rates is reflected by applying the MP-2020 projection scale generationally.

In the prior measurement date, the mortality rates were based on the RP-2014 Blue Collar Mortality Table with fully generational projection and a five-year age set-back for both males and females. Mortality among service retired members, and beneficiaries were based upon the RP-2014 Blue Collar Mortality Table with fully generational projection with Scale BB, 120% of male rates, and 110% of female rates. Mortality among disabled members was based upon the RP-2000 Disabled Mortality Table, 90% for male rates and 100% for female rates, set back five years is used for the period after disability retirement.

**COLUMBIANA COUNTY CAREER AND TECHNICAL CENTER
COLUMBIANA COUNTY, OHIO**

NOTES TO THE BASIC FINANCIAL STATEMENTS
FOR THE FISCAL YEAR ENDED JUNE 30, 2022

NOTE 13 - DEFINED BENEFIT OPEB PLANS - (Continued)

The most recent experience study was completed for the five-year period ended June 30, 2020.

The long-term expected rate of return on plan assets is reviewed as part of the actuarial five-year experience study. The most recent study covers fiscal years 2015 through 2020 and was adopted by the Board in 2021. Several factors are considered in evaluating the long-term rate of return assumption including long-term historical data, estimates inherent in current market data, and a log-normal distribution analysis in which best-estimate ranges of expected future real rates of return were developed by the investment consultant for each major asset class. These ranges were combined to produce the long-term expected rate of return, 7.00%, by weighting the expected future real rates of return by the target asset allocation percentage and then adding expected inflation. The capital market assumptions developed by the investment consultant are intended for use over a 10-year horizon and may not be useful in setting the long-term rate of return for funding pension plans which covers a longer timeframe. The assumption is intended to be a long-term assumption and is not expected to change absent a significant change in the asset allocation, a change in the inflation assumption, or a fundamental change in the market that alters expected returns in future years.

The target asset allocation and best estimates of arithmetic real rates of return for each major asset class, as used in the June 30, 2020 five-year experience study, are summarized as follows:

Asset Class	Target Allocation	Long-Term Expected Real Rate of Return
Cash	2.00 %	(0.33) %
US Equity	24.75	5.72
Non-US Equity Developed	13.50	6.55
Non-US Equity Emerging	6.75	8.54
Fixed Income/Global Bonds	19.00	1.14
Private Equity	11.00	10.03
Real Estate/Real Assets	16.00	5.41
Multi-Asset Strategy	4.00	3.47
Private Debt/Private Credit	3.00	5.28
Total	<u>100.00 %</u>	

Discount Rate - The discount rate used to measure the total OPEB liability at June 30, 2021 was 2.27%. The discount rate used to measure total OPEB liability prior to June 30, 2021 was 2.63%. The projection of cash flows used to determine the discount rate assumed that contributions will be made from members and the System at the contribution rate of 1.50% of projected covered payroll each year, which includes a 1.50% payroll surcharge and no contributions from the basic benefits plan. Based on these assumptions, the OPEB plan's fiduciary net position was projected to become insufficient to make all projected future benefit payments of current System members by SERS actuaries. The Municipal Bond Index Rate is used in the determination of the SEIR for both the June 30, 2020 and the June 30, 2021 total OPEB liability. The Municipal Bond Index rate is the single rate that will generate a present value of benefit payments equal to the sum of the present value determined by the long-term expected rate of return, and the present value determined by discounting those benefits after the date of depletion. The Municipal Bond Index Rate is 1.92% at June 30, 2021 and 2.45% at June 30, 2020.

Sensitivity of the Center's Proportionate Share of the Net OPEB Liability to Changes in the Discount Rate and Changes in the Health Care Cost Trend Rates - The net OPEB liability is sensitive to changes in the discount rate and the health care cost trend rate. The following table presents the net OPEB liability, what the net OPEB liability would be if it were calculated using a discount rate that is 1 percentage point lower (1.27%) and higher (3.27%) than the current discount rate (2.27%). Also shown is what the net OPEB liability would be based on health care cost trend rates that are 1 percentage point lower (5.75% decreasing to 3.40%) and higher (7.75% decreasing to 5.40%) than the current rate (6.75% decreasing to 4.40%).

**COLUMBIANA COUNTY CAREER AND TECHNICAL CENTER
COLUMBIANA COUNTY, OHIO**

NOTES TO THE BASIC FINANCIAL STATEMENTS
FOR THE FISCAL YEAR ENDED JUNE 30, 2022

NOTE 13 - DEFINED BENEFIT OPEB PLANS - (Continued)

	<u>1% Decrease</u>	<u>Current Discount Rate</u>	<u>1% Increase</u>
Center's proportionate share of the net OPEB liability	\$ 659,122	\$ 531,927	\$ 430,315

	<u>1% Decrease</u>	<u>Current Trend Rate</u>	<u>1% Increase</u>
Center's proportionate share of the net OPEB liability	\$ 409,540	\$ 531,927	\$ 695,398

Actuarial Assumptions - STRS

Key methods and assumptions used in the latest actuarial valuation, reflecting experience study results used in the June 30, 2021, actuarial valuation, compared with June 30, 2020, are presented below:

	<u>June 30, 2021</u>		<u>June 30, 2020</u>	
Inflation	2.50%		2.50%	
Projected salary increases	12.50% at age 20 to 2.50% at age 65		12.50% at age 20 to 2.50% at age 65	
Investment rate of return	7.00%, net of investment expenses, including inflation		7.45%, net of investment expenses, including inflation	
Payroll increases	3.00%		3.00%	
Cost-of-living adjustments (COLA)	0.00%		0.00%	
Discount rate of return	7.00%		7.45%	
Blended discount rate of return	N/A		N/A	
Health care cost trends				
	Initial	Ultimate	Initial	Ultimate
Medical				
Pre-Medicare	5.00%	4.00%	5.00%	4.00%
Medicare	-16.18%	4.00%	-6.69%	4.00%
Prescription Drug				
Pre-Medicare	6.50%	4.00%	6.50%	4.00%
Medicare	29.98%	4.00%	11.87%	4.00%

Projections of benefits include the historical pattern of sharing benefit costs between the employers and retired plan members.

For healthy retirees the mortality rates are based on the RP-2014 Annuitant Mortality Tables with 50% of rates through age 69, 70% of rates between ages 70 and 79, 90% of rates between ages 80 and 84, and 100% of rates thereafter, projected forward generationally using mortality improvement scale MP-2016. For disabled retirees, mortality rates are based on the RP-2014 Disabled Mortality Tables with 90% of rates for males and 100% of rates for females, projected forward generationally using mortality improvement scale MP-2016.

Actuarial assumptions used in the June 30, 2021 valuation are based on the results of an actuarial experience study for the period July 1, 2011 through June 30, 2016.

**COLUMBIANA COUNTY CAREER AND TECHNICAL CENTER
COLUMBIANA COUNTY, OHIO**

NOTES TO THE BASIC FINANCIAL STATEMENTS
FOR THE FISCAL YEAR ENDED JUNE 30, 2022

NOTE 13 - DEFINED BENEFIT OPEB PLANS - (Continued)

Assumption Changes Since the Prior Measurement Date - The discount rate was adjusted to 7.00% from 7.45% for the June 30, 2021 valuation.

Benefit Term Changes Since the Prior Measurement Date - The non-Medicare subsidy percentage was increased effective January 1, 2022 from 2.055% to 2.100%. The non-Medicare frozen subsidy base premium was increased effective January 1, 2022. The Medicare Part D subsidy was updated to reflect it is expected to be negative in CY2022. The Part B monthly reimbursement elimination date was postponed indefinitely.

STRS' investment consultant develops an estimate range for the investment return assumption based on the target allocation adopted by the Retirement Board. The target allocation and long-term expected rate of return for each major asset class are summarized as follows:

Asset Class	Target Allocation	Long-Term Expected Real Rate of Return *
Domestic Equity	28.00 %	7.35 %
International Equity	23.00	7.55
Alternatives	17.00	7.09
Fixed Income	21.00	3.00
Real Estate	10.00	6.00
Liquidity Reserves	1.00	2.25
Total	<u>100.00 %</u>	

*10-Year geometric nominal returns, which include the real rate of return and inflation of 2.25% and does not include investment expenses. Over a 30-year period, STRS' investment consultant indicates that the above target allocations should generate a return above the actuarial rate of return, without net value added by management.

Discount Rate - The discount rate used to measure the total OPEB asset was 7.00% as of June 30, 2021. The projection of cash flows used to determine the discount rate assumed STRS Ohio continues to allocate no employer contributions to the health care fund. Based on these assumptions, the OPEB plan's fiduciary net position was projected to be available to make all projected future benefit payments to current plan members as of June 30, 2021. Therefore, the long-term expected rate of return on health care fund investments of 7.00% was applied to all periods of projected health care costs to determine the total OPEB liability as of June 30, 2021.

Sensitivity of the Center's Proportionate Share of the Net OPEB Asset to Changes in the Discount and Health Care Cost Trend Rate - The following table represents the net OPEB asset as of June 30, 2021, calculated using the current period discount rate assumption of 7.00%, as well as what the net OPEB asset would be if it were calculated using a discount rate that is one percentage point lower (6.00%) or one percentage point higher (8.00%) than the current assumption. Also shown is the net OPEB asset as if it were calculated using health care cost trend rates that are one percentage point lower or one percentage point higher than the current health care cost trend rates.

	1% Decrease	Current Discount Rate	1% Increase
	Center's proportionate share of the net OPEB asset	\$ 460,812	\$ 546,086
	1% Decrease	Current Trend Rate	1% Increase
Center's proportionate share of the net OPEB asset	\$ 614,433	\$ 546,086	\$ 461,568

**COLUMBIANA COUNTY CAREER AND TECHNICAL CENTER
COLUMBIANA COUNTY, OHIO**

NOTES TO THE BASIC FINANCIAL STATEMENTS
FOR THE FISCAL YEAR ENDED JUNE 30, 2022

NOTE 14 - BUDGETARY BASIS OF ACCOUNTING

While reporting financial position, results of operations, and changes in fund balance on the basis of generally accepted accounting principles (GAAP), the budgetary basis as provided by law is based upon accounting for certain transactions on a basis of cash receipts and disbursements.

The statement of revenue, expenditures and changes in fund balance - budget and actual (non-GAAP budgetary basis) presented for the general fund and the major special revenue fund are presented on the budgetary basis to provide a meaningful comparison of actual results with the budget. The major differences between the budget basis and the GAAP basis are that:

- (a) Revenues and other financing sources are recorded when received in cash (budget basis) as opposed to when susceptible to accrual (GAAP basis);
- (b) Expenditures and other financing uses are recorded when paid in cash (budget basis) as opposed to when the liability is incurred (GAAP basis);
- (c) In order to determine compliance with Ohio law, and to reserve that portion of the applicable appropriation, total outstanding encumbrances (budget basis) are recorded as the equivalent of an expenditure, as opposed to assigned or committed fund balance for that portion of outstanding encumbrances not already recognized as an account payable (GAAP basis);
- (d) Advances-in and advances-out are operating transactions (budget basis) as opposed to balance sheet transactions (GAAP basis); and,
- (e) Some funds are included in the general fund (GAAP basis) but have separate legally adopted budgets (budget basis).

The adjustments necessary to convert the results of operations for the year on the budget basis to the GAAP basis for the general fund and adult education fund are as follows:

Net Change in Fund Balance

	<u>General Fund</u>	<u>Adult Education</u>
Budget basis	\$ 332,502	\$ (786,994)
Net adjustment for revenue accruals	93,789	(10,415)
Net adjustment for expenditure accruals	(203,514)	(108,344)
Net adjustment for other sources/uses	(1,206)	-
Funds budgeted elsewhere	13,729	-
Adjustment for encumbrances	127,266	932,731
GAAP basis	\$ 362,566	\$ 26,978

Certain funds that are legally budgeted in separate special revenue funds are considered part of the general fund on a GAAP basis. This includes the special rotary fund, the public-school support fund and the unclaimed monies fund.

**COLUMBIANA COUNTY CAREER AND TECHNICAL CENTER
COLUMBIANA COUNTY, OHIO**

NOTES TO THE BASIC FINANCIAL STATEMENTS
FOR THE FISCAL YEAR ENDED JUNE 30, 2022

NOTE 15 - CONTINGENCIES

A. Grants

The Center receives significant financial assistance from numerous federal, State and local agencies in the form of grants. The disbursement of funds received under these programs generally requires compliance with terms and conditions specified in the grant agreements and are subject to audit by the grantor agencies. Any disallowed claims resulting from such audits could become a liability of the Center. However, in the opinion of management, any such disallowed claims will not have a material effect on the financial position of the Center.

B. Litigation

The Center is involved in no material litigation as either plaintiff or defendant.

C. Foundation Funding

Foundation funding is based on the annualized full-time equivalent (FTE) enrollment of each student. The funding formula the Ohio Department of Education (ODE) is legislatively required to follow will continue to adjust as enrollment information is updated by the Center, which can extend past the fiscal year-end. As of the date of this report, ODE has finalized the impact of enrollment adjustments to the June 30, 2022, Foundation funding for the Center. The final adjustment was not material and is not reflected in the accompanying financial statements.

NOTE 16 - COVID-19

The United States and the State of Ohio declared a state of emergency in March of 2020 due to the COVID-19 pandemic. Ohio's state of emergency ended in June, 2021 while the national state of emergency continues. During fiscal year 2022, the Center received COVID-19 funding. The financial impact of COVID-19 and the continuing emergency measures may impact subsequent periods of the Center. The impact on the Center's future operating costs, revenues, and additional recovery from emergency funding, either federal or state, cannot be estimated.

NOTE 17 - SET-ASIDES

The Center is required by State law to annually set-aside certain general fund revenue amounts, as defined by statutory formula, for the acquisition and construction of capital improvements. Amounts not spent by the end of the fiscal year or offset by similarly restricted resources received during the year must be held in cash at fiscal year-end. This amount must be carried forward to be used for the same purpose in future years. Expenditures exceeding the set-aside requirement may not be carried forward to the next fiscal year.

The following cash-basis information describes the change in the fiscal year-end set-aside amount for capital improvements. Disclosure of this information is required by State statute.

	<u>Capital Improvements</u>
Set-aside balance June 30, 2021	\$ -
Current year set-aside requirement	62,596
Current year qualifying expenditures	(262,781)
Current year offsets	<u>(1,000,000)</u>
Total	<u>\$ (1,200,185)</u>
Balance carried forward to fiscal year 2023	<u>\$ -</u>
Set-aside balance June 30, 2022	<u><u>\$ -</u></u>

**COLUMBIANA COUNTY CAREER AND TECHNICAL CENTER
COLUMBIANA COUNTY, OHIO**

NOTES TO THE BASIC FINANCIAL STATEMENTS
FOR THE FISCAL YEAR ENDED JUNE 30, 2022

NOTE 18 - OTHER COMMITMENTS

The Center utilizes encumbrance accounting as part of its budgetary controls. Encumbrances outstanding at year-end are reservations of fund balance for subsequent-year expenditures and may be reported as part of restricted, committed, or assigned classifications of fund balance. At year end, the Center's commitments for encumbrances in the governmental funds were as follows:

<u>Fund Type</u>	<u>Year-End Encumbrances</u>
General fund	\$ 94,449
Adult education	815,308
Permanent improvement	1,377,601
Nonmajor governmental funds	<u>316</u>
Total	<u>\$ 2,287,674</u>

NOTE 19 - CONTRACTUAL COMMITMENTS

As of June 30, 2022, the Center had contractual commitment for the following project:

<u>Contractor</u>	<u>Contractual Commitment</u>	<u>Amount Paid as of 6/30/2022</u>	<u>Amount Remaining on Contract</u>
Adult Ed Addition:			
Strollo Architects	\$ 68,000	\$ 59,840	\$ 8,160
J. Herbert Construction Co.	878,500	17,910	860,590
Sanitary Line Project:			
Strollo Architects	12,000	11,760	240
The Murphy Contracting Co.	100,259	85,283	14,976
Cafeteria & Stage Project:			
Strollo Architects	45,000	37,800	7,200
Brock and Associate Builders Inc.	1,598,000	-	1,598,000
	<u>\$ 2,701,759</u>	<u>\$ 212,593</u>	<u>\$ 2,489,166</u>

NOTE 20 - TAX ABATEMENTS ENTERED INTO BY OTHER GOVERNMENTS

Community Reinvestment Areas

The City East Liverpool, the Village of East Palestine, State Environmental Protection Agency (EPA), State Air Quality Development Authority and Columbiana County provide tax abatements through Community Reinvestment Areas (CRAs).

**COLUMBIANA COUNTY CAREER AND TECHNICAL CENTER
COLUMBIANA COUNTY, OHIO**

NOTES TO THE BASIC FINANCIAL STATEMENTS
FOR THE FISCAL YEAR ENDED JUNE 30, 2022

NOTE 20 - TAX ABATEMENTS ENTERED INTO BY OTHER GOVERNMENTS - (Continued)

Under the authority of Ohio Revised Code (ORC) Section 3735.67, the CRA program is an economic development tool administered by municipal and county governments that provides real property tax exemptions for property owners who renovate existing or construct new buildings. CRA's are areas of land in which property owners can receive tax incentives for investing in real property improvements. Under the CRA program, local governments petition to the Ohio Development Services Agency (ODSA) for confirmation of a geographical area in which investment in housing is desired. Once an area is confirmed by the ODSA, local governments may offer real property tax exemptions to taxpayers that invest in that area. Property owners in the CRA can receive temporary tax abatements for renovation of existing structures and new construction in these areas. Property owners apply to the local legislative authority for approval to renovate or construct in the CRA. Upon approval and certification of completion, the amount of the abatement is deducted from the individual or entity's property tax bill.

The CRA agreements entered into by the Village of East Palestine, State Environmental Protection Agency (EPA), State Air Quality Development Authority and Columbiana County affect the property tax receipts collected and distributed to the Center.

Enterprise Zones

Columbiana County and Columbiana Village entered into property tax abatement agreements with local businesses under Enterprise Zone tax abatement agreements. Enterprise zones are designated areas of land in which businesses can receive tax incentives in the form of tax exemptions on eligible new investment. The Enterprise Zone Program provides tax exemptions for a portion of the value of new real property when the investment is made in conjunction with a project that includes job creation or job retention. These tax abatements reduce assessed value by a percentage agreed upon by all parties that authorize these types of agreements. The agreements affect the property tax receipts collected and distributed to the Center.

Under CRA and enterprise zone agreements, the Center's property taxes were reduced by \$22,626 during fiscal year 2022.

THIS PAGE IS INTENTIONALLY LEFT BLANK

REQUIRED SUPPLEMENTARY INFORMATION

**COLUMBIANA CAREER CENTER
COLUMBIANA COUNTY, OHIO**

SCHEDULES OF REQUIRED SUPPLEMENTARY INFORMATION

SCHEDULE OF THE CENTER'S PROPORTIONATE SHARE OF
THE NET PENSION LIABILITY
SCHOOL EMPLOYEES RETIREMENT SYSTEM (SERS) OF OHIO

LAST NINE FISCAL YEARS

	<u>2022</u>	<u>2021</u>	<u>2020</u>	<u>2019</u>
Center's proportion of the net pension liability	0.02938470%	0.02927860%	0.02938890%	0.02880620%
Center's proportionate share of the net pension liability	\$ 1,084,210	\$ 1,936,548	\$ 1,758,389	\$ 1,649,784
Center's covered payroll	\$ 1,027,079	\$ 1,024,329	\$ 1,016,785	\$ 962,081
Center's proportionate share of the net pension liability as a percentage of its covered payroll	105.56%	189.06%	172.94%	171.48%
Plan fiduciary net position as a percentage of the total pension liability	82.86%	68.55%	70.85%	71.36%

Note: Information prior to 2014 was unavailable. Schedule is intended to show information for 10 years. Additional years will be displayed as they become available.

Amounts presented for each fiscal year were determined as of the Center's measurement date which is the prior year-end.

SEE ACCOMPANYING NOTES TO THE REQUIRED SUPPLEMENTARY INFORMATION

2018	2017	2016	2015	2014
0.02896230%	0.02852100%	0.02928920%	0.02568500%	0.02568500%
\$ 1,730,433	\$ 2,087,474	\$ 1,671,270	\$ 1,299,903	\$ 1,527,405
\$ 940,386	\$ 890,100	\$ 881,760	\$ 746,349	\$ 710,238
184.01%	234.52%	189.54%	174.17%	215.06%
69.50%	62.98%	69.16%	71.70%	65.52%

**COLUMBIANA CAREER CENTER
COLUMBIANA COUNTY, OHIO**

SCHEDULES OF REQUIRED SUPPLEMENTARY INFORMATION

SCHEDULE OF THE CENTER'S PROPORTIONATE SHARE OF
THE NET PENSION LIABILITY
STATE TEACHERS RETIREMENT SYSTEM (STRS) OF OHIO

	LAST NINE FISCAL YEARS			
	2022	2021	2020	2019
Center's proportion of the net pension liability	0.02590027%	0.02590557%	0.02795948%	0.02807327%
Center's proportionate share of the net pension liability	\$ 3,311,582	\$ 6,268,226	\$ 6,183,071	\$ 6,172,682
Center's covered payroll	\$ 3,219,986	\$ 3,128,671	\$ 3,281,029	\$ 3,229,479
Center's proportionate share of the net pension liability as a percentage of its covered payroll	102.84%	200.35%	188.45%	191.14%
Plan fiduciary net position as a percentage of the total pension liability	87.78%	75.48%	77.40%	77.31%

Note: Information prior to 2014 was unavailable. Schedule is intended to show information for 10 years. Additional years will be displayed as they become available.

Amounts presented for each fiscal year were determined as of the Center's measurement date which is the prior year-end.

SEE ACCOMPANYING NOTES TO THE REQUIRED SUPPLEMENTARY INFORMATION

2018	2017	2016	2015	2014
0.02742492%	0.02805938%	0.02758929%	0.02798677%	0.02798677%
\$ 6,514,849	\$ 9,392,320	\$ 7,624,873	\$ 6,807,351	\$ 8,108,872
\$ 3,017,850	\$ 2,950,629	\$ 2,878,479	\$ 2,859,469	\$ 3,116,046
215.88%	318.32%	264.89%	238.06%	260.23%
75.30%	66.80%	72.10%	74.70%	69.30%

**COLUMBIANA CAREER CENTER
COLUMBIANA COUNTY, OHIO**

SCHEDULES OF REQUIRED SUPPLEMENTARY INFORMATION

SCHEDULE OF CENTER PENSION CONTRIBUTIONS
SCHOOL EMPLOYEES RETIREMENT SYSTEM (SERS) OF OHIO

	LAST TEN FISCAL YEARS			
	<u>2022</u>	<u>2021</u>	<u>2020</u>	<u>2019</u>
Contractually required contribution	\$ 153,843	\$ 143,791	\$ 143,406	\$ 137,266
Contributions in relation to the contractually required contribution	<u>(153,843)</u>	<u>(143,791)</u>	<u>(143,406)</u>	<u>(137,266)</u>
Contribution deficiency (excess)	<u>\$ -</u>	<u>\$ -</u>	<u>\$ -</u>	<u>\$ -</u>
Center's covered payroll	\$ 1,098,879	\$ 1,027,079	\$ 1,024,329	\$ 1,016,785
Contributions as a percentage of covered payroll	14.00%	14.00%	14.00%	13.50%

SEE ACCOMPANYING NOTES TO THE REQUIRED SUPPLEMENTARY INFORMATION

<u>2018</u>	<u>2017</u>	<u>2016</u>	<u>2015</u>	<u>2014</u>	<u>2013</u>
\$ 129,881	\$ 131,654	\$ 124,614	\$ 116,216	\$ 103,444	\$ 98,297
<u>(129,881)</u>	<u>(131,654)</u>	<u>(124,614)</u>	<u>(116,216)</u>	<u>(103,444)</u>	<u>(98,297)</u>
<u>\$ -</u>	<u>\$ -</u>	<u>\$ -</u>	<u>\$ -</u>	<u>\$ -</u>	<u>\$ -</u>
\$ 962,081	\$ 940,386	\$ 890,100	\$ 881,760	\$ 746,349	\$ 710,238
13.50%	14.00%	14.00%	13.18%	13.86%	13.84%

**COLUMBIANA CAREER CENTER
COLUMBIANA COUNTY, OHIO**

SCHEDULES OF REQUIRED SUPPLEMENTARY INFORMATION

SCHEDULE OF CENTER PENSION CONTRIBUTIONS
STATE TEACHERS RETIREMENT SYSTEM (STRS) OF OHIO

	LAST TEN FISCAL YEARS			
	<u>2022</u>	<u>2021</u>	<u>2020</u>	<u>2019</u>
Contractually required contribution	\$ 477,146	\$ 450,798	\$ 438,014	\$ 459,344
Contributions in relation to the contractually required contribution	<u>(477,146)</u>	<u>(450,798)</u>	<u>(438,014)</u>	<u>(459,344)</u>
Contribution deficiency (excess)	<u>\$ -</u>	<u>\$ -</u>	<u>\$ -</u>	<u>\$ -</u>
Center's covered payroll	\$ 3,408,186	\$ 3,219,986	\$ 3,128,671	\$ 3,281,029
Contributions as a percentage of covered payroll	14.00%	14.00%	14.00%	14.00%

SEE ACCOMPANYING NOTES TO THE REQUIRED SUPPLEMENTARY INFORMATION

<u>2018</u>	<u>2017</u>	<u>2016</u>	<u>2015</u>	<u>2014</u>	<u>2013</u>
\$ 452,127	\$ 422,499	\$ 413,088	\$ 402,987	\$ 371,731	\$ 405,086
<u>(452,127)</u>	<u>(422,499)</u>	<u>(413,088)</u>	<u>(402,987)</u>	<u>(371,731)</u>	<u>(405,086)</u>
<u>\$ -</u>	<u>\$ -</u>	<u>\$ -</u>	<u>\$ -</u>	<u>\$ -</u>	<u>\$ -</u>
\$ 3,229,479	\$ 3,017,850	\$ 2,950,629	\$ 2,878,479	\$ 2,859,469	\$ 3,116,046
14.00%	14.00%	14.00%	14.00%	13.00%	13.00%

**COLUMBIANA CAREER CENTER
COLUMBIANA COUNTY, OHIO**

SCHEDULES OF REQUIRED SUPPLEMENTARY INFORMATION

SCHEDULE OF THE CENTER'S PROPORTIONATE SHARE OF
THE NET OPEB LIABILITY
SCHOOL EMPLOYEES RETIREMENT SYSTEM (SERS) OF OHIO

LAST SIX FISCAL YEARS

	<u>2022</u>	<u>2021</u>	<u>2020</u>	<u>2019</u>
Center's proportion of the net OPEB liability	0.02810590%	0.02722620%	0.02820320%	0.02696370%
Center's proportionate share of the net OPEB liability	\$ 531,927	\$ 591,714	\$ 709,251	\$ 748,046
Center's covered payroll	\$ 1,027,079	\$ 1,024,329	\$ 1,016,785	\$ 962,081
Center's proportionate share of the net OPEB liability as a percentage of its covered payroll	51.79%	57.77%	69.75%	77.75%
Plan fiduciary net position as a percentage of the total OPEB liability	24.08%	18.17%	15.57%	13.57%

Note: Information prior to 2017 was unavailable. Schedule is intended to show information for 10 years. Additional years will be displayed as they become available.

Amounts presented for each fiscal year were determined as of the Center's measurement date which is the prior year-end.

SEE ACCOMPANYING NOTES TO THE REQUIRED SUPPLEMENTARY INFORMATION

<u>2018</u>	<u>2017</u>
0.02767940%	0.02696072%
\$ 742,842	\$ 768,480
\$ 940,386	\$ 890,100
78.99%	86.34%
12.46%	11.49%

**COLUMBIANA CAREER CENTER
COLUMBIANA COUNTY, OHIO**

SCHEDULES OF REQUIRED SUPPLEMENTARY INFORMATION

SCHEDULE OF THE CENTER'S PROPORTIONATE SHARE OF
THE NET OPEB LIABILITY/ASSET
STATE TEACHERS RETIREMENT SYSTEM (STRS) OF OHIO

	LAST SIX FISCAL YEARS			
	2022	2021	2020	2019
Center's proportion of the net OPEB liability/asset	0.02590027%	0.02590557%	0.02795948%	0.02807327%
Center's proportionate share of the net OPEB liability/(asset)	\$ (546,086)	\$ (455,290)	\$ (463,076)	\$ (451,109)
Center's covered payroll	\$ 3,219,986	\$ 3,128,671	\$ 3,281,029	\$ 3,229,479
Center's proportionate share of the net OPEB liability/asset as a percentage of its covered payroll	16.96%	14.55%	14.11%	13.97%
Plan fiduciary net position as a percentage of the total OPEB liability/asset	174.73%	182.10%	174.70%	176.00%

Note: Information prior to 2017 was unavailable. Schedule is intended to show information for 10 years. Additional years will be displayed as they become available.

Amounts presented for each fiscal year were determined as of the Center's measurement date which is the prior year-end.

SEE ACCOMPANYING NOTES TO THE REQUIRED SUPPLEMENTARY INFORMATION

<u>2018</u>	<u>2017</u>
0.02742492%	0.02805938%
\$ 1,070,019	\$ 1,500,623
\$ 3,017,850	\$ 2,950,629
35.46%	50.86%
47.10%	37.30%

**COLUMBIANA CAREER CENTER
COLUMBIANA COUNTY, OHIO**

SCHEDULES OF REQUIRED SUPPLEMENTARY INFORMATION

SCHEDULE OF CENTER OPEB CONTRIBUTIONS
SCHOOL EMPLOYEES RETIREMENT SYSTEM (SERS) OF OHIO

	LAST TEN FISCAL YEARS			
	<u>2022</u>	<u>2021</u>	<u>2020</u>	<u>2019</u>
Contractually required contribution	\$ 7,943	\$ 7,927	\$ 2,563	\$ 13,325
Contributions in relation to the contractually required contribution	<u>(7,943)</u>	<u>(7,927)</u>	<u>(2,563)</u>	<u>(13,325)</u>
Contribution deficiency (excess)	<u>\$ -</u>	<u>\$ -</u>	<u>\$ -</u>	<u>\$ -</u>
Center's covered payroll	\$ 1,098,879	\$ 1,027,079	\$ 1,024,329	\$ 1,016,785
Contributions as a percentage of covered payroll	0.00%	0.00%	0.00%	0.50%

SEE ACCOMPANYING NOTES TO THE REQUIRED SUPPLEMENTARY INFORMATION

<u>2018</u>	<u>2017</u>	<u>2016</u>	<u>2015</u>	<u>2014</u>	<u>2013</u>
\$ 9,339	\$ 7,173	\$ 5,309	\$ 10,174	\$ 3,680	\$ 11,664
<u>(9,339)</u>	<u>(7,173)</u>	<u>(5,309)</u>	<u>(10,174)</u>	<u>(3,680)</u>	<u>(11,664)</u>
<u>\$ -</u>	<u>\$ -</u>	<u>\$ -</u>	<u>\$ -</u>	<u>\$ -</u>	<u>\$ -</u>
\$ 962,081	\$ 940,386	\$ 890,100	\$ 881,760	\$ 746,349	\$ 710,238
0.50%	0.00%	0.00%	0.82%	0.14%	0.16%

**COLUMBIANA CAREER CENTER
COLUMBIANA COUNTY, OHIO**

SCHEDULES OF REQUIRED SUPPLEMENTARY INFORMATION

SCHEDULE OF CENTER OPEB CONTRIBUTIONS
STATE TEACHERS RETIREMENT SYSTEM (STRS) OF OHIO

	LAST TEN FISCAL YEARS			
	<u>2022</u>	<u>2021</u>	<u>2020</u>	<u>2019</u>
Contractually required contribution	\$ -	\$ -	\$ -	\$ -
Contributions in relation to the contractually required contribution	<u>-</u>	<u>-</u>	<u>-</u>	<u>-</u>
Contribution deficiency (excess)	<u>\$ -</u>	<u>\$ -</u>	<u>\$ -</u>	<u>\$ -</u>
Center's covered payroll	\$ 3,408,186	\$ 3,219,986	\$ 3,128,671	\$ 3,281,029
Contributions as a percentage of covered payroll	0.00%	0.00%	0.00%	0.00%

SEE ACCOMPANYING NOTES TO THE REQUIRED SUPPLEMENTARY INFORMATION

<u>2018</u>	<u>2017</u>	<u>2016</u>	<u>2015</u>	<u>2014</u>	<u>2013</u>
\$ -	\$ -	\$ -	\$ -	\$ 28,838	\$ 28,935
-	-	-	-	(28,838)	(28,935)
<u>\$ -</u>	<u>\$ -</u>	<u>\$ -</u>	<u>\$ -</u>	<u>\$ -</u>	<u>\$ -</u>
\$ 3,229,479	\$ 3,017,850	\$ 2,950,629	\$ 2,878,479	\$ 2,859,469	\$ 3,116,046
0.00%	0.00%	0.00%	0.00%	1.00%	1.00%

**COLUMBIANA CAREER CENTER
COLUMBIANA COUNTY, OHIO**

NOTES TO THE REQUIRED SUPPLEMENTARY INFORMATION
FOR THE FISCAL YEAR ENDED JUNE 30, 2022

PENSION

SCHOOL EMPLOYEES RETIREMENT SYSTEM (SERS) OF OHIO

Changes in benefit terms :

- There were no changes in benefit terms from the amounts reported for fiscal years 2014-2017.
- For fiscal year 2018, SERS changed from a fixed 3% annual increase to a Cost of Living Adjustment (COLA) based on the changes in the Consumer Price Index (CPI-W), with a cap of 2.5% and a floor of 0%.
- There were no changes in benefit terms from the amounts previously reported for fiscal year 2019.
- There were no changes in benefit terms from the amounts previously reported for fiscal year 2020.
- There were no changes in benefit terms from the amounts previously reported for fiscal year 2021.
- For fiscal year 2022, SERS changed from a Cost of Living Adjustment (COLA) of 2.5% to 2.0%.

Changes in assumptions :

- There were no changes in methods and assumptions used in the calculation of actuarial determined contributions for fiscal years 2014-2016.
- For fiscal year 2017, the following changes of assumptions affected the total pension liability since the prior measurement date: (a) the assumed rate of inflation was reduced from 3.25% to 3.00%, (b) payroll growth assumption was reduced from 4.00% to 3.50%, (c) assumed real wage growth was reduced from 0.75% to 0.50%, (d) rates of withdrawal, retirement and disability were updated to reflect recent experience, (e) mortality among active members was updated to RP-2014 Blue Collar Mortality Table with fully generational projection and a five year age set-back for both males and females, (f) mortality among service retired members and beneficiaries was updated to the following RP-2014 Blue Collar Mortality Table with fully generational projection with Scale BB, 120% of male rates and 110% of female rates, (g) mortality among disabled members was updated to RP-2000 Disabled Mortality Table, 90% for male rates and 100% for female rates, set back five years is used for the period after disability retirement and (h) the discount rate was reduced from 7.75% to 7.50%.
- There were no changes in methods and assumptions used in the calculation of actuarial determined contributions for fiscal year 2018.
- There were no changes in methods and assumptions used in the calculation of actuarial determined contributions for fiscal year 2019.
- There were no changes in methods and assumptions used in the calculation of actuarial determined contributions for fiscal year 2020.
- There were no changes in methods and assumptions used in the calculation of actuarial determined contributions for fiscal year 2021.
- For fiscal year 2022, the following changes of assumptions affected the total pension liability since the prior measurement date: (a) wage inflation decreased from 3.00% to 2.40%, (b) future salary increases changed from 3.50%-18.20% to 3.25%-13.58%, (c) investment rate of return decreased from 7.50% to 7.00%, (d) discount rate decreased from 7.50% to 7.00% and (e) mortality tables changed from the RP-2014 Blue Collar mortality table to the PUB-2010 General Employee Amount Weight Below Median Healthy Retiree mortality table.

STATE TEACHERS RETIREMENT SYSTEM (STRS) OF OHIO

Changes in benefit terms :

- There were no changes in benefit terms from the amounts reported for fiscal years 2014-2017.
- For fiscal year 2018, STRS decreased the Cost of Living Adjustment (COLA) to zero.
- There were no changes in benefit terms from amounts previously reported for fiscal year 2019.
- There were no changes in benefit terms from amounts previously reported for fiscal year 2020.
- There were no changes in benefit terms from amounts previously reported for fiscal year 2021.
- There were no changes in benefit terms from amounts previously reported for fiscal year 2022.

(Continued)

**COLUMBIANA CAREER CENTER
COLUMBIANA COUNTY, OHIO**

NOTES TO THE REQUIRED SUPPLEMENTARY INFORMATION (CONTINUED)
FOR THE FISCAL YEAR ENDED JUNE 30, 2022

PENSION (CONTINUED)

Changes in assumptions :

- There were no changes in methods and assumptions used in the calculation of actuarial determined contributions for fiscal years 2014-2017.
- For fiscal year 2018, the following changes of assumption affected the total pension liability since the prior measurement date: (a) the long-term expected rate of return was reduced from 7.75% to 7.45%, (b) the inflation assumption was lowered from 2.75% to 2.50%, (c) the payroll growth assumption was lowered to 3.00%, (d) total salary increases rate was lowered by decreasing the merit component of the individual salary increases, in addition to a decrease of 0.25% due to lower inflation, (e) the healthy and disabled mortality assumptions were updated to the RP-2014 mortality tables with generational improvement scale MP-2016 and (f) rates of retirement, termination and disability were modified to better reflect anticipated future experience.
- There were no changes in methods and assumptions used in the calculation of actuarial determined contributions for fiscal year 2019.
- There were no changes in methods and assumptions used in the calculation of actuarial determined contributions for fiscal year 2020.
- There were no changes in methods and assumptions used in the calculation of actuarial determined contributions for fiscal year 2021.
- For fiscal year 2022, the following changes of assumption affected the total pension liability since the prior measurement date: (a) the long-term expected rate of return was reduced from 7.45% to 7.00% and (b) the discount rate of return was reduced from 7.45% to 7.00%.

OTHER POSTEMPLOYMENT BENEFITS (OPEB)

SCHOOL EMPLOYEES RETIREMENT SYSTEM (SERS) OF OHIO

Changes in benefit terms :

- There were no changes in benefit terms from the amounts reported for fiscal years 2014-2022.

Changes in assumptions :

- There were no changes in methods and assumptions used in the calculation of actuarial determined contributions for fiscal year 2017.
- For fiscal year 2018, the following changes of assumptions affected the total OPEB liability since the prior measurement date: (a) assumed rate of inflation was reduced from 3.25% to 3.00%, (b) payroll growth assumption was reduced from 4.00% to 3.50%, (c) assumed real wage growth was reduced from 0.75% to 0.50%, (d) rates of withdrawal, retirement, and disability were updated to reflect recent experience, (e) mortality among active members was updated to the following: RP-2014 Blue Collar Mortality Table with fully generational projection and a five-year age set-back for both males and females, (f) mortality among service retired members and beneficiaries was updated to the following: RP-2014 Blue Collar Mortality Table with fully generational projection with Scale BB, 120% of male rates, and 110% of female rates, (g) mortality among disabled members was updated to the following: RP-2000 Disabled Mortality Table, 90% for male rates and 100% for female rates, set back five years is used for the period after disability retirement, (h) the municipal bond index rate increased from 2.92% to 3.56% and (i) the single equivalent interest rate, net of plan investment expense, including price inflation increased from 2.98% to 3.63%.
- For fiscal year 2019, the following changes of assumptions affected the total OPEB liability since the prior measurement date: (a) the discount rate increased from 3.63% to 3.70%, (b) the health care cost trend rates for Medicare were changed from a range of 5.50%-5.00% to a range of 5.375%-4.75% and Pre-Medicare were changed from a range of 7.50%-5.00% to a range of 7.25%-4.75%, (c) the municipal bond index rate increased from 3.56% to 3.62% and (d) the single equivalent interest rate, net of plan investment expense, including price inflation increased from 3.63% to 3.70%.
- For fiscal year 2020, the following changes of assumptions affected the total OPEB liability since the prior measurement date: (a) the discount rate decreased from 3.70% to 3.22%, (b) the health care cost trend rates for Medicare were changed from a range of 5.375%-4.75% to a range of 5.25%-4.75% and Pre-Medicare were changed from a range of 7.25%-4.75% to a range of 7.00%-4.75%, (c) the municipal bond index rate decreased from 3.62% to 3.13% and (d) the single equivalent interest rate, net of plan investment expense, including price inflation decreased from 3.70% to 3.22%.
- For fiscal year 2021, the following changes of assumptions affected the total OPEB liability since the prior measurement date: (a) the discount rate decreased from 3.22% to 2.63% and (b) the municipal bond index rate decreased from 3.13% to 2.45%.
- For fiscal year 2022, the following changes of assumptions affected the total pension liability since the prior measurement date: (a) wage inflation decreased from 3.00% to 2.40%, (b) future salary increases changed from 3.50%-18.20% to 3.25%-13.58%, (c) investment rate of return decreased from 7.50% to 7.00%, (d) discount rate decreased from 7.50% to 7.00% and (e) mortality tables changed from the RP-2014 Blue Collar mortality table to the PUB-2010 General Employee Amount Weight Below Median Healthy Retiree mortality table.

**COLUMBIANA CAREER CENTER
COLUMBIANA COUNTY, OHIO**

NOTES TO THE REQUIRED SUPPLEMENTARY INFORMATION (CONTINUED)
FOR THE FISCAL YEAR ENDED JUNE 30, 2022

OTHER POSTEMPLOYMENT BENEFITS (OPEB) (CONTINUED)

STATE TEACHERS RETIREMENT SYSTEM (STRS) OF OHIO

Changes in benefit terms :

- There were no changes in benefit terms from the amounts previously reported for fiscal year 2017.
- For fiscal year 2018, STRS reduced the subsidy multiplier for non-Medicare benefit recipients from 2.1% to 1.9% per year of service. Medicare Part B premium reimbursements were discontinued for certain survivors and beneficiaries and all remaining Medicare Part B premium reimbursements will be discontinued beginning January 2019.
- For fiscal year 2019, STRS increased the subsidy multiplier for non-Medicare benefit recipients from 1.9% to 1.944% per year of service effective January 1, 2019. The non-Medicare frozen subsidy base premium was increased January 1, 2019 and all remaining Medicare Part B premium reimbursements will be discontinued beginning January 1, 2020.
- For fiscal year 2020, STRS increased the subsidy percentage from 1.944% to 1.984% effective January 1, 2020. The Medicare subsidy percentages were adjusted effective January 1, 2021 to 2.1% for the Medicare plan. The Medicare Part B monthly reimbursement elimination date was postponed to January 1, 2021.
- For fiscal year 2021, the non-Medicare subsidy percentage was increased effective January 1, 2021 from 1.984% to 2.055% per year of service. The non-Medicare frozen subsidy base premium was increased effective January 1, 2021. The Medicare subsidy percentages were adjusted effective January 1, 2021 to 2.1% for the AMA Medicare plan. The Medicare Part B monthly reimbursement elimination date was postponed indefinitely.
- For fiscal year 2022, the non-Medicare subsidy percentage was increased effective January 1, 2022 from 2.055% to 2.100%. The non-Medicare frozen subsidy base premium was increased effective January 1, 2022. The Medicare Part D subsidy was updated to reflect it is expected to be negative in CY2022. The Part B monthly reimbursement elimination date was postponed indefinitely.

Changes in assumptions :

- There were no changes in methods and assumptions used in the calculation of actuarial determined contributions for fiscal year 2017.
- For fiscal year 2018, the following changes of assumptions affected the total OPEB liability since the prior measurement date: (a) the discount rate was increased from 3.26% to 4.13% based on the methodology defined under GASB Statement No. 74, Financial Reporting for Postemployment Benefit Plans Other Than Pension Plans (OPEB), (b) the long term expected rate of return was reduced from 7.75% to 7.45%, (c) valuation year per capita health care costs were updated, and the salary scale was modified, (d) the percentage of future retirees electing each option was updated based on current data and the percentage of future disabled retirees and terminated vested participants electing health coverage were decreased and (e) the assumed mortality, disability, retirement, withdrawal and future health care cost trend rates were modified along with the portion of rebated prescription drug costs.
- For fiscal year 2019, the following changes of assumptions affected the total OPEB liability/asset since the prior measurement date: (a) the discount rate was increased from the blended rate of 4.13% to the long-term expected rate of return of 7.45% based on the methodology defined under GASB Statement No. 74, Financial Reporting for Postemployment Benefit Plans Other Than Pension Plans (OPEB) and (b) decrease in health care cost trend rates from 6.00%-11.00% initial; 4.50% ultimate down to Medical Pre-Medicare 6.00% and Medicare 5.00% initial; 4.00% ultimate and Prescription Drug Pre-Medicare 8.00% and Medicare (5.23%) initial; 4.00% ultimate.
- For fiscal year 2020, health care cost trend rates were changed to the following: medical pre-Medicare from 6.00% initial - 4.00% ultimate down to 5.87% initial - 4.00% ultimate; medical Medicare from 5.00% initial - 4.00% ultimate down to 4.93% initial - 4.00% ultimate; prescription drug pre-Medicare from 8.00% initial - 4.00% ultimate down to 7.73% initial - 4.00% ultimate and (5.23%) initial - 4.00% ultimate up to 9.62% initial - 4.00% ultimate.
- For fiscal year 2021, health care cost trend rates were changed to the following: medical pre-Medicare from 5.87% initial - 4.00% ultimate down to 5.00% initial - 4.00% ultimate; medical Medicare from 4.93% initial - 4.00% ultimate down to -6.69% initial - 4.00% ultimate; prescription drug pre-Medicare from 7.73% initial - 4.00% ultimate down to 6.50% initial - 4.00% ultimate; prescription drug Medicare from 9.62% initial - 4.00% ultimate up to 11.87% initial - 4.00% ultimate.
- For fiscal year 2022, the following changes of assumption affected the total OPEB liability since the prior measurement date: (a) the long-term expected rate of return was reduced from 7.45% to 7.00%, (b) the discount rate of return was reduced from 7.45% to 7.00% and (c) health care cost trend rates were changed to the following: medical Medicare from -6.69% initial - 4.00% ultimate down to -16.18% initial - 4.00% ultimate; prescription drug Medicare from 11.87% initial - 4.00% ultimate up to 29.98% initial - 4.00% ultimate.

**COLUMBIANA COUNTY CAREER AND TECHNICAL CENTER
COLUMBIANA COUNTY**

**SCHEDULE OF RECEIPTS AND EXPENDITURES OF FEDERAL AWARDS
FOR THE YEAR ENDED JUNE 30, 2022**

FEDERAL GRANTOR Pass Through Grantor Program / Cluster Title	Federal AL Number	Grant Year	Total Federal Receipts	Total Federal Expenditures
U.S. DEPARTMENT OF AGRICULTURE				
Passed Through Ohio Department of Education				
Child Nutrition Cluster:				
Non-Cash Assistance (Food Distribution)	10.555	2022	\$ 14,372	\$ 14,372
Cash Assistance:				
School Breakfast Program	10.553	2022	49,639	40,064
National School Lunch Program	10.555	2022	158,874	128,554
COVID-19 National School Lunch Program	10.555	2022	23,106	23,106
Cash Assistance Subtotal			<u>231,619</u>	<u>191,724</u>
Total Child Nutrition Cluster:			245,991	206,096
 COVID-19 EBT Administrative Funds	 10.649	 2022	 614	 614
Total U.S. Department of Agriculture			<u>246,605</u>	<u>206,710</u>
U.S. DEPARTMENT OF EDUCATION				
Direct Programs				
Student Financial Assistance Cluster:				
Federal Pell Grant Program (PELL)	84.063	2022	511,185	511,185
Federal Direct Student Loans (DIRECT LOAN)	84.268	2022	968,973	968,973
Total Student Financial Assistance Cluster			<u>1,480,158</u>	<u>1,480,158</u>
Passed Through Ohio Department of Education:				
Career and Technical Education - Basic Grants to States Perkins Secondary (Perkins V)	84.048	2022	158,438	158,438
Career and Technical Education - Basic Grants to States Perkins Adult (Perkins V)	84.048	2022	117,116	117,116
Total Career and Technical Education - Basic Grants to States			<u>275,554</u>	<u>275,554</u>
Rural Education	84.358	2022	38,843	38,843
COVID-19 - Education Stabilization Fund - Governor's Emergency Education Relief Fund	84.425C	2022	44,592	44,592
Total U.S. Department of Education			<u>1,839,147</u>	<u>1,839,147</u>
U.S. DEPARTMENT OF TREASURY				
Passed Through the Ohio Office of Budget and Management				
COVID- 19 Coronavirus Relief Funds	21.019	2022	20,000	20,000
Total U.S. Department of Treasury			<u>20,000</u>	<u>20,000</u>
Total Receipts and Expenditures of Federal Awards			<u>\$2,105,752</u>	<u>\$2,065,857</u>

The accompanying notes are an integral part of this schedule.

**COLUMBIANA COUNTY CAREER AND TECHNICAL CENTER
COLUMBIANA COUNTY**

**NOTES TO THE SCHEDULE OF RECEIPTS AND EXPENDITURES OF FEDERAL AWARDS
2 CFR 200.510(b)(6)
FOR THE YEAR ENDED JUNE 30, 2022**

NOTE A – BASIS OF PRESENTATION

The accompanying Schedule of Receipts and Expenditures of Federal Awards (the Schedule) includes the federal award activity of Columbiana County Career and Technical Center (the Center's) under programs of the federal government for the year ended June 30, 2022. The information on this Schedule is prepared in accordance with the requirements of Title 2 U.S. *Code of Federal Regulations* Part 200, *Uniform Administrative Requirements, Cost Principles, and Audit Requirements for Federal Awards* (Uniform Guidance). Because the Schedule presents only a selected portion of the operations of the Center, it is not intended to and does not present the financial position, or changes in net position of the Center.

NOTE B – SUMMARY OF SIGNIFICANT ACCOUNTING POLICIES

Expenditures reported on the Schedule are reported on the cash basis of accounting. Such expenditures are recognized following the cost principles contained in Uniform Guidance wherein certain types of expenditures may or may not be allowable or may be limited as to reimbursement.

NOTE C – INDIRECT COST RATE

The Center has elected not to use the 10-percent de minimis indirect cost rate as allowed under the Uniform Guidance.

NOTE D - CHILD NUTRITION CLUSTER

The Center commingles cash receipts from the U.S. Department of Agriculture with similar State grants. When reporting expenditures on this Schedule, the Center assumes it expends federal monies first.

NOTE E – FOOD DONATION PROGRAM

The Center reports commodities consumed on the Schedule at the entitlement value. The Center allocated donated food commodities to the respective programs that benefitted from the use of those donated food commodities.

OHIO AUDITOR OF STATE KEITH FABER



88 East Broad Street
Columbus, Ohio 43215
ContactUs@ohioauditor.gov
(800) 282-0370

INDEPENDENT AUDITOR'S REPORT ON INTERNAL CONTROL OVER FINANCIAL REPORTING AND ON COMPLIANCE AND OTHER MATTERS REQUIRED BY *GOVERNMENT AUDITING STANDARDS*

Columbiana County Career and Technical Center
Columbiana County
9364 State Route 45
Lisbon, Ohio 44432

To the Board of Education:

We have audited, in accordance with the auditing standards generally accepted in the United States of America and the standards applicable to financial audits contained in *Government Auditing Standards* issued by the Comptroller General of the United States (*Government Auditing Standards*), the financial statements of the governmental activities, each major fund, and the aggregate remaining fund information of the Columbiana County Career and Technical Center, Columbiana County, (the Center) as of and for the year ended June 30, 2022, and the related notes to the financial statements, which collectively comprise the Center's basic financial statements and have issued our report thereon date January 17, 2023. We noted the Center adopted GASB Statement No. 87, *Leases*, and we also noted the financial impact of COVID-19 and the continuing emergency measures may impact subsequent periods of the Center.

Report on Internal Control Over Financial Reporting

In planning and performing our audit of the financial statements, we considered the Center's internal control over financial reporting (internal control) as a basis for designing audit procedures that are appropriate in the circumstances for the purpose of expressing our opinions on the financial statements, but not for the purpose of expressing an opinion on the effectiveness of the Center's internal control. Accordingly, we do not express an opinion on the effectiveness of the Center's internal control.

A *deficiency in internal control* exists when the design or operation of a control does not allow management or employees, in the normal course of performing their assigned functions, to prevent, or detect and correct misstatements on a timely basis. A *material weakness* is a deficiency, or a combination of deficiencies, in internal control, such that there is a reasonable possibility that a material misstatement of the Center's financial statements will not be prevented, or detected and corrected, on a timely basis. A *significant deficiency* is a deficiency, or a combination of deficiencies, in internal control that is less severe than a material weakness, yet important enough to merit attention by those charged with governance.

Our consideration of internal control was for the limited purpose described in the first paragraph of this section and was not designed to identify all deficiencies in internal control that might be material weaknesses or significant deficiencies. Given these limitations, during our audit we did not identify any deficiencies in internal control that we consider to be material weaknesses. However, material weaknesses or significant deficiencies may exist that were not identified.

Report on Compliance and Other Matters

As part of obtaining reasonable assurance about whether the Center's financial statements are free from material misstatement, we performed tests of its compliance with certain provisions of laws, regulations, contracts, and grant agreements, noncompliance with which could have a direct and material effect on the financial statements. However, providing an opinion on compliance with those provisions was not an objective of our audit and accordingly, we do not express such an opinion. The results of our tests disclosed no instances of noncompliance or other matters that are required to be reported under *Government Auditing Standards*.

Purpose of This Report

The purpose of this report is solely to describe the scope of our testing of internal control and compliance and the results of that testing, and not to provide an opinion on the effectiveness of the Center's internal control or on compliance. This report is an integral part of an audit performed in accordance with *Government Auditing Standards* in considering the Center's internal control and compliance. Accordingly, this communication is not suitable for any other purpose.



Keith Faber
Auditor of State
Columbus, Ohio

January 17, 2023

OHIO AUDITOR OF STATE KEITH FABER



88 East Broad Street
Columbus, Ohio 43215
ContactUs@ohioauditor.gov
(800) 282-0370

INDEPENDENT AUDITOR'S REPORT ON COMPLIANCE WITH REQUIREMENTS APPLICABLE TO THE MAJOR FEDERAL PROGRAM AND ON INTERNAL CONTROL OVER COMPLIANCE REQUIRED BY THE UNIFORM GUIDANCE

Columbiana County Career and Technical Center
Columbiana County
9364 State Route 45
Lisbon, Ohio 44432

To the Board of Education:

Report on Compliance for the Major Federal Program

Opinion on the Major Federal Program

We have audited Columbiana County Career and Technical Center's, Columbiana County, (the Center) compliance with the types of compliance requirements identified as subject to audit in the U.S. Office of Management and Budget (OMB) *Compliance Supplement* that could have a direct and material effect on the Columbiana County Career and Technical Center's major federal program for the year ended June 30, 2022. Columbiana County Career and Technical Center's major federal program is identified in the *Summary of Auditor's Results* section of the accompanying schedule of findings.

In our opinion, Columbiana County Career and Technical Center complied, in all material respects, with the compliance requirements referred to above that could have a direct and material effect on its major federal program for the year ended June 30, 2022.

Basis for Opinion on the Major Federal Program

We conducted our audit of compliance in accordance with auditing standards generally accepted in the United States of America (GAAS); the standards applicable to financial audits contained in *Government Auditing Standards* issued by the Comptroller General of the United States (*Government Auditing Standards*); and the audit requirements of Title 2 U.S. *Code of Federal Regulations* Part 200, *Uniform Administrative Requirements, Cost Principles, and Audit Requirements for Federal Awards* (Uniform Guidance). Our responsibilities under those standards and the Uniform Guidance are further described in the *Auditor's Responsibilities for the Audit of Compliance* section of our report.

We are required to be independent of the Center and to meet our other ethical responsibilities, in accordance with relevant ethical requirements relating to our audit. We believe that the audit evidence we have obtained is sufficient and appropriate to provide a basis for our opinion on compliance for the major federal program. Our audit does not provide a legal determination of the Center's compliance with the compliance requirements referred to above.

Responsibilities of Management for Compliance

The Center's Management is responsible for compliance with the requirements referred to above and for the design, implementation, and maintenance of effective internal control over compliance with the requirements of laws, statutes, regulations, rules, and provisions of contracts or grant agreements applicable to the Center's federal programs.

Auditor's Responsibilities for the Audit of Compliance

Our objectives are to obtain reasonable assurance about whether material noncompliance with the compliance requirements referred to above occurred, whether due to fraud or error, and express an opinion on the Center's compliance based on our audit. Reasonable assurance is a high level of assurance but is not absolute assurance and therefore is not a guarantee that an audit conducted in accordance with GAAS, *Government Auditing Standards*, and the Uniform Guidance will always detect material noncompliance when it exists. The risk of not detecting material noncompliance resulting from fraud is higher than for that resulting from error, as fraud may involve collusion, forgery, intentional omissions, misrepresentations, or the override of internal control. Noncompliance with the compliance requirements referred to above is considered material, if there is a substantial likelihood that, individually or in the aggregate, it would influence the judgment made by a reasonable user of the report on compliance about the Center's compliance with the requirements of the major federal program as a whole.

In performing an audit in accordance with GAAS, *Government Auditing Standards*, and the Uniform Guidance, we:

- exercise professional judgment and maintain professional skepticism throughout the audit.
- identify and assess the risks of material noncompliance, whether due to fraud or error, and design and perform audit procedures responsive to those risks. Such procedures include examining, on a test basis, evidence regarding the Center's compliance with the compliance requirements referred to above and performing such other procedures as we considered necessary in the circumstances.
- obtain an understanding of the Center's internal control over compliance relevant to the audit in order to design audit procedures that are appropriate in the circumstances and to test and report on internal control over compliance in accordance with the Uniform Guidance, but not for the purpose of expressing an opinion on the effectiveness of the Center's internal control over compliance. Accordingly, no such opinion is expressed.

We are required to communicate with those charged with governance regarding, among other matters, the planned scope and timing of the audit and any significant deficiencies and material weaknesses in internal control over compliance that we identified during the audit.

Report on Internal Control Over Compliance

A deficiency in internal control over compliance exists when the design or operation of a control over compliance does not allow management or employees, in the normal course of performing their assigned functions, to prevent, or detect and correct, noncompliance with a type of compliance requirement of a federal program on a timely basis. *A material weakness in internal control over compliance* is a deficiency, or combination of deficiencies, in internal control over compliance, such that there is a reasonable possibility that material noncompliance with a type of compliance requirement of a federal program will not be prevented, or detected and corrected, on a timely basis. *A significant deficiency in internal control over compliance* is a deficiency, or a combination of deficiencies, in internal control over compliance with a type of compliance requirement of a federal program that is less severe than a material weakness in internal control over compliance, yet important enough to merit attention by those charged with governance.

Our consideration of internal control over compliance was for the limited purpose described in the *Auditor's Responsibilities for the Audit of Compliance* section above and was not designed to identify all deficiencies in internal control over compliance that might be material weaknesses or significant deficiencies in internal control over compliance. Given these limitations, during our audit we did not identify any deficiencies in internal control over compliance that we consider to be material weaknesses, as defined above. However, material weaknesses or significant deficiencies in internal control over compliance may exist that were not identified.

Our audit was not designed for the purpose of expressing an opinion on the effectiveness of internal control over compliance. Accordingly, no such opinion is expressed.

The purpose of this report on internal control over compliance is solely to describe the scope of our testing of internal control over compliance and the results of this testing based on the requirements of the Uniform Guidance. Accordingly, this report is not suitable for any other purpose.



Keith Faber
Auditor of State
Columbus, Ohio

January 17, 2023

This page intentionally left blank.

**COLUMBIANA COUNTY CAREER AND TECHNICAL CENTER
COLUMBIANA COUNTY**

**SCHEDULE OF FINDINGS
2 CFR § 200.515
JUNE 30, 2022**

1. SUMMARY OF AUDITOR'S RESULTS

(d)(1)(i)	Type of Financial Statement Opinion	Unmodified
(d)(1)(ii)	Were there any material weaknesses in internal control reported at the financial statement level (GAGAS)?	No
(d)(1)(ii)	Were there any significant deficiencies in internal control reported at the financial statement level (GAGAS)?	No
(d)(1)(iii)	Was there any reported material noncompliance at the financial statement level (GAGAS)?	No
(d)(1)(iv)	Were there any material weaknesses in internal control reported for major federal programs?	No
(d)(1)(iv)	Were there any significant deficiencies in internal control reported for major federal programs?	No
(d)(1)(v)	Type of Major Programs' Compliance Opinion	Unmodified
(d)(1)(vi)	Are there any reportable findings under 2 CFR § 200.516(a)?	No
(d)(1)(vii)	Major Programs (list):	Student Financial Aid Cluster: Federal Direct Loans AL #84.268 Federal Pell Grant Program AL #84.063
(d)(1)(viii)	Dollar Threshold: Type A/B Programs	Type A: > \$ 750,000 Type B: all others
(d)(1)(ix)	Low Risk Auditee under 2 CFR § 200.520?	No

**2. FINDINGS RELATED TO THE FINANCIAL STATEMENTS
REQUIRED TO BE REPORTED IN ACCORDANCE WITH GAGAS**

None

3. FINDINGS FOR FEDERAL AWARDS

None

This page intentionally left blank.

OHIO AUDITOR OF STATE KEITH FABER



COLUMBIANA COUNTY CAREER AND TECHNOLOGY CENTER

COLUMBIANA COUNTY

AUDITOR OF STATE OF OHIO CERTIFICATION

This is a true and correct copy of the report, which is required to be filed pursuant to Section 117.26, Revised Code, and which is filed in the Office of the Ohio Auditor of State in Columbus, Ohio.



Certified for Release 2/2/2023

88 East Broad Street, Columbus, Ohio 43215
Phone: 614-466-4514 or 800-282-0370

This report is a matter of public record and is available online at
www.ohioauditor.gov