

**FAIRFIELD-UNION
LOCAL SCHOOL DISTRICT**
FAIRFIELD COUNTY, OHIO

SINGLE AUDIT

**FOR THE FISCAL YEAR ENDED
JUNE 30, 2022**

OHIO AUDITOR OF STATE
KEITH FABER



88 East Broad Street
Columbus, Ohio 43215
IPARepor@ohioauditor.gov
(800) 282-0370

Board of Education
Fairfield Union Local School District
6417 Cincinnati-Zanesville Road Northeast
Lancaster, Ohio 43130

We have reviewed the *Independent Auditor's Report* of the Fairfield Union Local School District, Fairfield County, prepared by Julian & Grube, Inc., for the audit period July 1, 2021 through June 30, 2022. Based upon this review, we have accepted these reports in lieu of the audit required by Section 117.11, Revised Code. The Auditor of State did not audit the accompanying financial statements and, accordingly, we are unable to express, and do not express an opinion on them.

Our review was made in reference to the applicable sections of legislative criteria, as reflected by the Ohio Constitution, and the Revised Code, policies, procedures and guidelines of the Auditor of State, regulations and grant requirements. The Fairfield Union Local School District is responsible for compliance with these laws and regulations.

A handwritten signature in cursive script that reads "Keith Faber".

Keith Faber
Auditor of State
Columbus, Ohio

March 14, 2023

This page intentionally left blank.

**FAIRFIELD UNION LOCAL SCHOOL DISTRICT
FAIRFIELD COUNTY, OHIO
TABLE OF CONTENTS**

Independent Auditor’s Report	1 - 3
Management’s Discussion and Analysis	4 - 14
Basic Financial Statements:	
Government-Wide Financial Statements:	
Statement of Net Position.....	15
Statement of Activities	16
Fund Financial Statements:	
Balance Sheet - Governmental Funds	17
Reconciliation of Total Governmental Fund Balances to Net Position of Governmental Activities	18
Statement of Revenues, Expenditures and Changes in Fund Balances - Governmental Funds.....	19
Reconciliation of the Statement of Revenues, Expenditures and Changes in Fund Balances of Governmental Funds to the Statement of Activities.....	20
Statement of Revenues, Expenditures and Changes in Fund Balance - Budget and Actual (Non-GAAP Budgetary Basis) –	
General Fund	21
ESSER Fund.....	22
Statement of Net Position - Proprietary Fund	23
Statement of Revenues, Expenses and Changes in Net Position - Proprietary Fund.....	24
Statement of Cash Flows - Proprietary Fund.....	25
Notes to the Basic Financial Statements.....	26 - 69
Required Supplementary Information:	
Schedule of the District’s Proportionate Share of the Net Pension Liability:	
School Employees Retirement System (SERS) of Ohio	72 - 73
State Teachers Retirement System (STRS) of Ohio	74 - 75
Schedule of District Pension Contributions:	
School Employees Retirement System (SERS) of Ohio	76 - 77
State Teachers Retirement System (STRS) of Ohio	78 - 79
Schedule of the District’s Proportionate Share of the Net OPEB Liability/Asset:	
School Employees Retirement System (SERS) of Ohio	80 - 81
State Teachers Retirement System (STRS) of Ohio	82 - 83
Schedule of District OPEB Contributions:	
School Employees Retirement System (SERS) of Ohio	84 - 85
State Teachers Retirement System (STRS) of Ohio	86 - 87
Notes to the Required Supplementary Information	88 - 90
Supplementary Information:	
Schedule of Expenditures of Federal Awards.....	91
Notes to the Schedule of Expenditures of Federal Awards	92
Independent Auditor’s Report on Internal Control Over Financial Reporting and on Compliance and Other Matters Based on an Audit of Financial Statements Performed in Accordance With <i>Government Auditing Standards</i>	93 - 94
Independent Auditor’s Report on Compliance for Each Major Federal Program and on Internal Control Over Compliance Required by the Uniform Guidance.....	95 - 97
Schedule of Findings 2 <i>CFR</i> § 200.515.....	98

This page intentionally left blank.

Independent Auditor's Report

Fairfield Union Local School District
Fairfield County
6417 Cincinnati-Zanesville Road NE
Lancaster, Ohio 43130

To the Board of Education:

Report on the Audit of the Financial Statements

Opinions

We have audited the accompanying financial statements of the governmental activities, each major fund, and the aggregate remaining fund information of the Fairfield Union Local School District, Fairfield County, Ohio, as of and for the fiscal year ended June 30, 2022, and the related notes to the financial statements, which collectively comprise the Fairfield Union Local School District's basic financial statements as listed in the table of contents.

In our opinion, the financial statements referred to above present fairly, in all material respects, the respective financial position of the governmental activities, each major fund, and the aggregate remaining fund information of the Fairfield Union Local School District, as of June 30, 2022, and the respective changes in financial position, and, where applicable, cash flows thereof and the respective budgetary comparison for the General and ESSER Funds for the fiscal year then ended in accordance with accounting principles generally accepted in the United States of America.

Basis for Opinions

We conducted our audit in accordance with auditing standards generally accepted in the United States of America and the standards applicable to financial audits contained in *Government Auditing Standards*, issued by the Comptroller General of the United States. Our responsibilities under those standards are further described in the "Auditor's Responsibilities for the Audit of the Financial Statements" section of our report. We are required to be independent of the Fairfield Union Local School District and to meet our other ethical responsibilities, in accordance with the relevant ethical requirements relating to our audit. We believe that the audit evidence we have obtained is sufficient and appropriate to provide a basis for our audit opinions.

Emphasis of Matter

As described in Note 19 to the financial statements, the financial impact of COVID-19 and the continuing emergency measures may impact subsequent periods of the Fairfield Union Local School District. Our opinions are not modified with respect to this matter.

Responsibilities of Management for the Financial Statements

Management is responsible for the preparation and fair presentation of the financial statements in accordance with accounting principles generally accepted in the United States of America, and for the design, implementation, and maintenance of internal control relevant to the preparation and fair presentation of financial statements that are free from material misstatement, whether due to fraud or error.

In preparing the financial statements, management is required to evaluate whether there are conditions or events, considered in the aggregate, that raise substantial doubt about the Fairfield Union Local School District's ability to continue as a going concern for twelve months beyond the financial statement date, including any currently known information that may raise substantial doubt shortly thereafter.

Auditor's Responsibilities for the Audit of the Financial Statements

Our objectives are to obtain reasonable assurance about whether the financial statements as a whole are free from material misstatement, whether due to fraud or error, and to issue an auditor's report that includes our opinions. Reasonable assurance is a high level of assurance but is not absolute assurance and therefore is not a guarantee that an audit conducted in accordance with generally accepted auditing standards and *Government Auditing Standards* will always detect a material misstatement when it exists. The risk of not detecting a material misstatement resulting from fraud is higher than for one resulting from error, as fraud may involve collusion, forgery, intentional omissions, misrepresentations, or the override of internal control. Misstatements are considered material if there is a substantial likelihood that, individually or in the aggregate, they would influence the judgment made by a reasonable user based on the financial statements.

In performing an audit in accordance with generally accepted auditing standards and *Government Auditing Standards*, we:

- exercise professional judgment and maintain professional skepticism throughout the audit.
- identify and assess the risks of material misstatement of the financial statements, whether due to fraud or error, and design and perform audit procedures responsive to those risks. Such procedures include examining, on a test basis, evidence regarding the amounts and disclosures in the financial statements.
- obtain an understanding of internal control relevant to the audit in order to design audit procedures that are appropriate in the circumstances, but not for the purpose of expressing an opinion on the effectiveness of the Fairfield Union Local School District's internal control. Accordingly, no such opinion is expressed.
- evaluate the appropriateness of accounting policies used and the reasonableness of significant accounting estimates made by management, as well as evaluate the overall presentation of the financial statements.
- conclude whether, in our judgment, there are conditions or events, considered in the aggregate, that raise substantial doubt about the Fairfield Union Local School District's ability to continue as a going concern for a reasonable period of time.

We are required to communicate with those charged with governance regarding, among other matters, the planned scope and timing of the audit, significant audit findings, and certain internal control-related matters that we identified during the audit.

Required Supplementary Information

Accounting principles generally accepted in the United States of America require that the *management's discussion and analysis, schedules of net pension and other post-employment benefit assets and liabilities, and pension and other post-employment benefit contribution* listed in the table of contents be presented to supplement the basic financial statements. Such information is the responsibility of management and, although not a part of the basic financial statements, is required by the Governmental Accounting Standards Board who considers it to be an essential part of financial reporting for placing the basic financial statements in an appropriate operational, economic, or historical context. We have applied certain limited procedures to the required supplementary information in accordance with auditing standards generally accepted in the United States of America, which consisted of inquiries of management about the methods of preparing the information and comparing the information for consistency with management's responses to our inquiries, the basic financial statements, and other knowledge we obtained during our audit of the basic financial statements. We do not express an opinion or provide any assurance on the information because the limited procedures do not provide us with sufficient evidence to express an opinion or provide any assurance.

Supplementary Information

Our audit was conducted for the purpose of forming opinions on the financial statements that collectively comprise the Fairfield Union Local School District's basic financial statements. The accompanying schedule of expenditures of federal awards, as required by Title 2 U.S. *Code of Federal Regulations Part 200, Uniform Administrative Requirements, Cost Principles, and Audit Requirements for Federal Awards*, is presented for purposes of additional analysis and is not a required part of the basic financial statements. Such information is the responsibility of management and was derived from and relates directly to the underlying accounting and other records used to prepare the basic financial statements. The information has been subjected to the auditing procedures applied in the audit of the basic financial statements and certain additional procedures, including comparing and reconciling such information directly to the underlying accounting and other records used to prepare the basic financial statements or to the basic financial statements themselves, and other additional procedures in accordance with auditing standards generally accepted in the United States of America. In our opinion, the schedule of expenditures of federal awards is fairly stated, in all material respects, in relation to the basic financial statements as a whole.

Other Reporting Required by Government Auditing Standards

In accordance with *Government Auditing Standards*, we have also issued our report dated January 26, 2023 on our consideration of the Fairfield Union Local School District's internal control over financial reporting and on our tests of its compliance with certain provisions of laws, regulations, contracts, and grant agreements and other matters. The purpose of that report is solely to describe the scope of our testing of internal control over financial reporting and compliance and the results of that testing, and not to provide an opinion on the effectiveness of the Fairfield Union Local School District's internal control over financial reporting or on compliance. That report is an integral part of an audit performed in accordance with *Government Auditing Standards* in considering Fairfield Union Local School District's internal control over financial reporting and compliance.

Julian & Grube, Inc.

Julian & Grube, Inc.
January 26, 2023

**FAIRFIELD UNION LOCAL SCHOOL DISTRICT
FAIRFIELD COUNTY, OHIO**

**MANAGEMENT'S DISCUSSION AND ANALYSIS
FOR THE FISCAL YEAR ENDED JUNE 30, 2022**

The management's discussion and analysis of the Fairfield Union Local School District's (the "District") financial performance provides an overall review of the District's financial activities for the fiscal year ended June 30, 2022. The intent of this discussion and analysis is to look at the District's financial performance as a whole; readers should also review the basic financial statements and the notes to the basic financial statements to enhance their understanding of the District's financial performance.

Financial Highlights

Key financial highlights for fiscal year 2022 are as follows:

- In total, net position of governmental activities increased \$5,893,535 which represents a 12.84% increase from 2021's restated net position.
- General revenues accounted for \$24,063,535 in revenue or 82.36% of all revenues. Program specific revenues, in the form of charges for services and sales, grants and contributions accounted for \$5,152,836 or 17.64% of total revenues of \$29,216,371.
- The District had \$23,322,836 in expenses related to governmental activities; only \$5,152,836 of these expenses was offset by program specific charges for services, grants and contributions. General revenues supporting governmental activities (primarily taxes and unrestricted grants and entitlements) of \$24,063,535 were adequate to provide for these programs.
- The District's major governmental funds are the general fund, ESSER fund and the bond retirement fund. The general fund had \$25,141,040 in revenues and other financing sources and \$23,998,147 in expenditures and other financing uses. During fiscal 2022, the general fund's fund balance increased \$1,142,893 from a fund balance of \$13,763,186 to \$14,906,079.
- The ESSER fund had \$931,133 in revenues and \$629,816 in expenditures. The fund balance of the ESSER fund increased \$301,317 from a deficit of \$549,954 to a deficit of \$248,637. The Elementary and Secondary School Emergency Relief (ESSER) fund accounts for federal grants that provide relief related to the COVID-19 pandemic.
- The bond retirement fund had \$2,853,779 in revenues and other financing sources and \$1,928,827 in expenditures. The fund balance of the bond retirement fund increased \$924,952 from \$8,188,985 to \$9,113,937.

Using the Basic Financial Statements (BFS)

This annual report consists of a series of financial statements and notes to those statements. These statements are organized so the reader can understand the District as a financial whole, an entire operating entity. The statements then proceed to provide an increasingly detailed look at specific financial activities.

The *statement of net position* and *statement of activities* provide information about the activities of the whole District, presenting both an aggregate view of the District's finances and a longer-term view of those finances. Fund financial statements provide the next level of detail. For governmental funds, these statements tell how services were financed in the short-term as well as what remains for future spending. The fund financial statements also look at the District's most significant funds with all other nonmajor funds presented in total in one column. In the case of the District, the general fund, ESSER fund and the bond retirement fund are by far the most significant funds, and the only governmental funds reported as major funds.

Reporting the District as a Whole

Statement of Net Position and the Statement of Activities

While this document contains the large number of funds used by the District to provide programs and activities, the view of the District as a whole looks at all financial transactions and asks the question, "How did we do financially during 2022?" The Statement of Net Position and the Statement of Activities answer this question. These statements include *all assets plus deferred outflows of resources, liabilities plus deferred inflows of resources, revenues and expenses* using the *accrual basis of accounting* similar to the accounting used by most private-sector companies. This basis of accounting will take into account all of the current year's revenues and expenses regardless of when cash is received or paid.

**FAIRFIELD UNION LOCAL SCHOOL DISTRICT
FAIRFIELD COUNTY, OHIO**

**MANAGEMENT'S DISCUSSION AND ANALYSIS
FOR THE FISCAL YEAR ENDED JUNE 30, 2022**

These two statements report the District's *net position* and change in net position. This change in net position is important because it tells the reader that, for the District as a whole, the *financial position* of the District has improved or diminished. The causes of this change may be the result of many factors, some financial, some not. Non-financial factors include the District's property tax base, current property tax laws in Ohio restricting revenue growth, facility conditions, required educational programs and other factors.

In the Statement of Net Position and the Statement of Activities, the Governmental Activities include the District's programs and services, including instruction, support services, operation and maintenance of plant, pupil transportation, extracurricular activities, and food service operations.

Reporting the District's Most Significant Funds

Fund Financial Statements

Fund financial reports provide detailed information about the District's major funds. The District uses many funds to account for a multitude of financial transactions. However, these fund financial statements focus on the District's most significant funds. The District's major governmental funds are the general fund, ESSER fund and the bond retirement fund.

Governmental Funds

Most of the District's activities are reported in governmental funds, which focus on how money flows into and out of those funds and the balances left at year-end available for spending in future periods. These funds are reported using an accounting method called *modified accrual* accounting, which measures cash and all other *financial assets* than can readily be converted to cash. The governmental fund financial statements provide a detailed *short-term* view of the District's general government operations and the basic services it provides. Governmental fund information helps you determine whether there are more or fewer financial resources that can be spent in the near future to finance educational programs. The relationship (or differences) between governmental *activities* (reported in the statement of net position and the statement of activities) and governmental *funds* is reconciled in the basic financial statements.

Proprietary Funds

The District maintains a proprietary fund. Internal service funds are an accounting device used to accumulate and allocate costs internally among the District's various functions. The District's internal service fund accounts for employee benefits self-insurance.

Notes to the Basic Financial Statements

The notes provide additional information that is essential to a full understanding of the data provided in the government-wide and fund financial statements.

Required Supplementary Information

The required supplementary information provides detailed information regarding the District's proportionate share of the net pension liability and net OPEB liability/asset of the retirement systems and a ten year schedule of District's contributions to the retirement systems to fund pension and OPEB obligations.

**FAIRFIELD UNION LOCAL SCHOOL DISTRICT
FAIRFIELD COUNTY, OHIO**

**MANAGEMENT'S DISCUSSION AND ANALYSIS
FOR THE FISCAL YEAR ENDED JUNE 30, 2022**

The District as a Whole

The statement of net position provides the perspective of the District as a whole. Net position at June 30, 2021 has been restated as described in Note 3.C.

The following table provides a summary of the District's net position at June 30, 2022 and June 30, 2021.

	Net Position	
	Governmental Activities <u>2022</u>	Restated Governmental Activities <u>2021</u>
<u>Assets</u>		
Current and other assets	\$ 42,307,071	\$ 38,390,921
Capital assets, net	<u>60,433,868</u>	<u>60,605,378</u>
Total assets	<u>102,740,939</u>	<u>98,996,299</u>
<u>Deferred outflows of resources</u>	<u>6,459,235</u>	<u>5,520,685</u>
<u>Liabilities</u>		
Current liabilities	3,015,840	3,246,690
Long-term liabilities:		
Due within one year	1,670,102	1,613,013
Due in more than one year:		
Net pension liability	12,829,987	23,389,940
Net OPEB liability	1,677,867	1,792,921
Other amounts	<u>17,680,441</u>	<u>18,812,554</u>
Total liabilities	<u>36,874,237</u>	<u>48,855,118</u>
<u>Deferred inflows of resources</u>	<u>20,546,039</u>	<u>9,775,503</u>
<u>Net Position</u>		
Net investment in capital assets	43,450,182	42,593,244
Restricted	12,118,780	11,079,055
Unrestricted (deficit)	<u>(3,789,064)</u>	<u>(7,785,936)</u>
Total net position	<u>\$ 51,779,898</u>	<u>\$ 45,886,363</u>

The net pension liability is reported pursuant to Governmental Accounting Standards Board (GASB) Statement 68, "Accounting and Financial Reporting for Pensions—an Amendment of GASB Statement 27." The net other postemployment benefits (OPEB) liability/asset is reported pursuant to GASB Statement 75, "Accounting and Financial Reporting for Postemployment Benefits Other Than Pensions." For reasons discussed below, many end users of this financial statement will gain a clearer understanding of the District's actual financial condition by adding deferred inflows related to pension and OPEB, the net pension liability, and the net OPEB liability to the reported net position and subtracting deferred outflows related to pension and OPEB and the net OPEB asset.

**FAIRFIELD UNION LOCAL SCHOOL DISTRICT
FAIRFIELD COUNTY, OHIO**

**MANAGEMENT'S DISCUSSION AND ANALYSIS
FOR THE FISCAL YEAR ENDED JUNE 30, 2022**

GASB standards are national and apply to all government financial reports prepared in accordance with generally accepted accounting principles. Prior accounting for pensions (GASB 27) and postemployment benefits (GASB 45) focused on a funding approach. This approach limited pension and OPEB costs to contributions annually required by law, which may or may not be sufficient to fully fund each plan's net pension liability or net OPEB liability. GASB 68 and GASB 75 take an earnings approach to pension and OPEB accounting; however, the nature of Ohio's statewide pension/OPEB plans and state law governing those systems requires additional explanation in order to properly understand the information presented in these statements

GASB 68 and GASB 75 require the net pension liability and the net OPEB liability to equal the District's proportionate share of each plan's collective:

1. Present value of estimated future pension/OPEB benefits attributable to active and inactive employees' past service.
2. Minus plan assets available to pay these benefits.

GASB notes that pension and OPEB obligations, whether funded or unfunded, are part of the "employment exchange" – that is, the employee is trading his or her labor in exchange for wages, benefits, and the promise of a future pension and other postemployment benefits. GASB noted that the unfunded portion of this promise is a present obligation of the government, part of a bargained-for benefit to the employee, and should accordingly be reported by the government as a liability since they received the benefit of the exchange. However, the District is not responsible for certain key factors affecting the balance of these liabilities. In Ohio, the employee shares the obligation of funding pension benefits with the employer. Both employer and employee contribution rates are capped by State statute. A change in these caps requires action of both Houses of the General Assembly and approval of the Governor. Benefit provisions are also determined by State statute. The Ohio Revised Code permits, but does not require, the retirement systems to provide healthcare to eligible benefit recipients. The retirement systems may allocate a portion of the employer contributions to provide for these OPEB benefits.

The employee enters the employment exchange with the knowledge that the employer's promise is limited not by contract but by law. The employer enters the exchange also knowing that there is a specific, legal limit to its contribution to the retirement system. In Ohio, there is no legal means to enforce the unfunded liability of the pension/OPEB plan *as against the public employer*. State law operates to mitigate/lessen the moral obligation of the public employer to the employee, because all parties enter the employment exchange with notice as to the law. The retirement system is responsible for the administration of the pension and OPEB plans.

Most long-term liabilities have set repayment schedules or, in the case of compensated absences (i.e. sick and vacation leave), are satisfied through paid time-off or termination payments. There is no repayment schedule for the net pension liability or the net OPEB liability. As explained above, changes in benefits, contribution rates, and return on investments affect the balance of these liabilities but are outside the control of the local government. In the event that contributions, investment returns, and other changes are insufficient to keep up with required payments, State statute does not assign/identify the responsible party for the unfunded portion. Due to the unique nature of how the net pension liability and the net OPEB liability are satisfied, these liabilities are separately identified within the long-term liability section of the statement of net position.

In accordance with GASB 68 and GASB 75, the District's statements prepared on an accrual basis of accounting include an annual pension expense and an annual OPEB expense for their proportionate share of each plan's *change* in net pension liability and net OPEB liability, respectively, not accounted for as deferred inflows/outflows.

Over time, net position can serve as a useful indicator of a government's financial position. At June 30, 2022, the District's assets plus deferred outflows exceeded liabilities plus deferred inflows by \$51,779,898.

At year-end, capital assets represented 58.82% of total assets. Capital assets include land, construction in progress, land improvements, buildings and improvements, furniture and equipment, vehicles, and intangible right to use assets. Net investment in capital assets at June 30, 2022, was \$43,450,182. These capital assets are used to provide services to the students and are not available for future spending. Although the District's investment in capital assets is reported net of related debt, it should be noted that the resources to repay the debt must be provided from other sources, since capital assets may not be used to liquidate these liabilities.

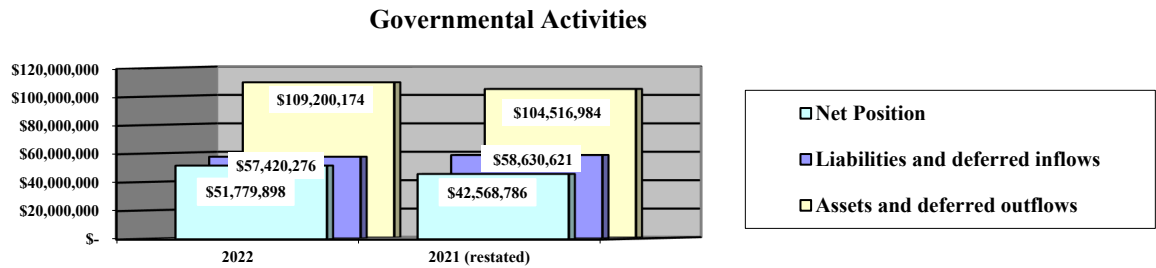
**FAIRFIELD UNION LOCAL SCHOOL DISTRICT
FAIRFIELD COUNTY, OHIO**

**MANAGEMENT'S DISCUSSION AND ANALYSIS
FOR THE FISCAL YEAR ENDED JUNE 30, 2022**

A portion of the District's net position, \$12,118,780 represents resources that are subject to external restriction on how they may be used. The remaining balance of unrestricted net position is a deficit of \$3,789,064.

The net pension liability decreased \$10,559,953 and deferred inflows of resources related to pension increased \$9,860,731. These changes were the result of changes at the pension system level for the State Teachers Retirement System (STRS) and the School Employees Retirement System (SERS). Net investment income on investments at both pension systems exceeded estimates for the fiscal year 2021 measurement that are used for the fiscal year 2022 reporting which cause a large increase in fiduciary net position.

The table below illustrates the District's assets plus deferred outflows, liabilities plus deferred inflows and net position at June 30, 2022 and 2021. Net position at June 30, 2021 has been restated as described in Note 3.C.



Net position at June 30, 2021 has been restated as described in Note 3.C. The table below shows the change in net position for fiscal years 2022 and 2021.

	<u>Change in Net Position</u>	
	Governmental Activities <u>2022</u>	Restated Governmental Activities <u>2021</u>
<u>Revenues</u>		
Program revenues:		
Charges for services and sales	\$ 608,051	\$ 2,254,806
Operating grants and contributions	4,544,785	4,380,703
Capital grants and contributions	-	6,956
General revenues:		
Property taxes	7,388,663	7,590,471
Income taxes	6,692,906	5,929,510
Grants and entitlements	10,669,153	9,666,675
Investment earnings	(764,345)	77,015
Other	77,158	54,542
Total revenues	<u>29,216,371</u>	<u>29,960,678</u>

- Continued

**FAIRFIELD UNION LOCAL SCHOOL DISTRICT
FAIRFIELD COUNTY, OHIO**

MANAGEMENT'S DISCUSSION AND ANALYSIS
FOR THE FISCAL YEAR ENDED JUNE 30, 2022

Change in Net Position (Continued)

	Governmental Activities <u>2022</u>	Restated Governmental Activities <u>2021</u>
<u>Expenses</u>		
Program expenses:		
Instruction:		
Regular	\$ 9,146,132	\$ 11,284,300
Special	3,224,478	3,818,225
Vocational	434,466	484,572
Other	181,416	167,533
Support services:		
Pupil	1,500,434	1,454,875
Instructional staff	376,651	353,421
Board of education	43,410	41,830
Administration	1,531,414	2,087,637
Fiscal	740,359	764,898
Operations and maintenance	1,794,589	2,095,388
Pupil transportation	1,311,580	1,385,530
Central	346,430	422,773
Operation of non-instructional services:		
Food service operations	1,045,201	1,040,314
Other non-instructional services	4,999	5,352
Extracurricular activities	1,112,965	822,227
Interest and fiscal charges	<u>528,312</u>	<u>557,179</u>
Total expenses	<u>23,322,836</u>	<u>26,786,054</u>
Change in net position	5,893,535	3,174,624
Net position at beginning of year (restated)	<u>45,886,363</u>	<u>42,711,739</u>
Net position at end of year	<u>\$ 51,779,898</u>	<u>\$ 45,886,363</u>

Governmental Activities

Net position of the District's governmental activities increased \$5,893,535. Total governmental expenses of \$23,322,836 were offset by program revenues of \$5,152,836 and general revenues of \$24,063,535. Program revenues supported 22.09% of the total governmental expenses.

For fiscal year 2022, District foundation funding received from the State of Ohio was funded using a direct funding model. Under this new model, community school, STEM school, scholarship, and open enrollment funding were directly funded by the State of Ohio to the respective educating schools. For fiscal year 2021 and prior, the amounts related to students who were residents of the District were funded to the District who, in turn, made the payment to the educating school. This change in funding model resulted in a significant decrease in the amount of charges for services and sales program revenue for fiscal year 2022 compared to fiscal year 2021. This change in funding model also resulted in an increase in unrestricted grants and entitlements general revenues.

The primary sources of revenue for governmental activities are derived from property taxes, income taxes and unrestricted grants and entitlements. These revenue sources represent 84.72% of total governmental revenue. Real estate property is reappraised every six years.

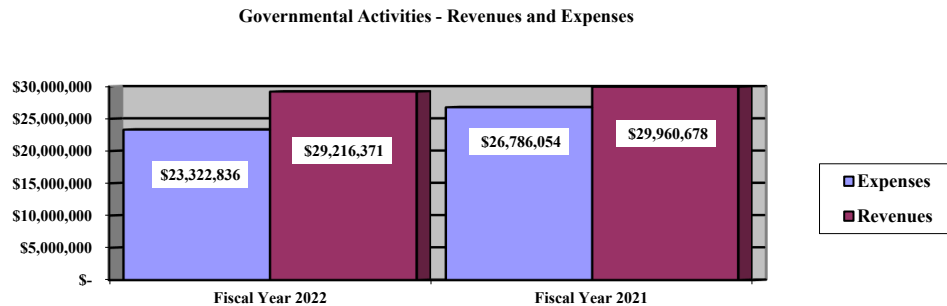
**FAIRFIELD UNION LOCAL SCHOOL DISTRICT
FAIRFIELD COUNTY, OHIO**

**MANAGEMENT'S DISCUSSION AND ANALYSIS
FOR THE FISCAL YEAR ENDED JUNE 30, 2022**

Overall, expenses of the governmental activities decreased \$3,463,218 or 12.93%. This decrease is primarily the result of a decrease in pension expense. Pension expense decreased \$2,795,022. This decrease was the result of a decrease in expenses incurred at the pension system level for the State Teachers Retirement System (STRS) and the School Employees Retirement System (SERS) due to an increase in net investment income on investments compared to previous years.

The largest expense of the District is for instructional programs. Instruction expenses totaled \$12,986,492 or 55.68% of total governmental expenses for fiscal year 2022.

The graph below presents the District's governmental activities revenues and expenses for fiscal year 2022 and 2021.



The statement of activities shows the cost of program services and the charges for services and grants offsetting those services. The following table shows, for governmental activities, the total cost of services and the net cost of services. That is, it identifies the cost of these services supported by tax revenue and unrestricted State grants and entitlements.

THIS SPACE IS LEFT INTENTIONALLY BLANK

**FAIRFIELD UNION LOCAL SCHOOL DISTRICT
FAIRFIELD COUNTY, OHIO**

**MANAGEMENT'S DISCUSSION AND ANALYSIS
FOR THE FISCAL YEAR ENDED JUNE 30, 2022**

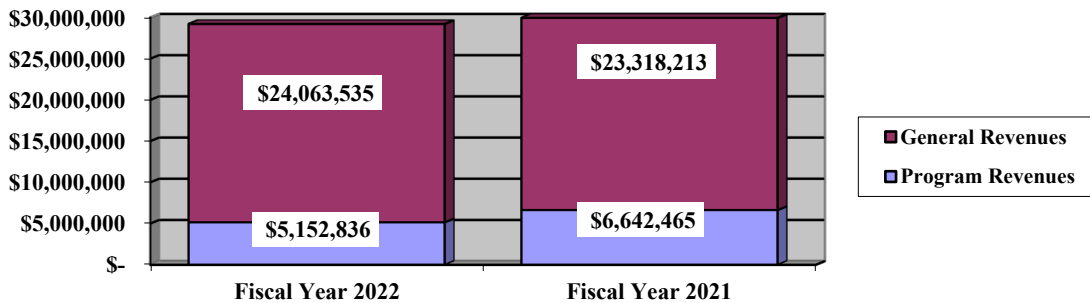
Governmental Activities

	Total Cost of Services <u>2022</u>	Net Cost of Services <u>2022</u>	Total Cost of Services <u>2021</u>	Net Cost of Services <u>2021</u>
Program expenses				
Instruction:				
Regular	\$ 9,146,132	\$ 8,558,047	\$ 11,284,300	\$ 8,471,004
Special	3,224,478	1,567,244	3,818,225	2,323,696
Vocational	434,466	182,155	484,572	259,426
Other	181,416	181,416	167,533	167,533
Support services:				
Pupil	1,500,434	912,404	1,454,875	689,659
Instructional staff	376,651	376,651	353,421	351,344
Board of education	43,410	43,410	41,830	41,830
Administration	1,531,414	1,531,414	2,087,637	2,084,236
Fiscal	740,359	740,359	764,898	764,898
Operations and maintenance	1,794,589	1,722,703	2,095,388	1,952,476
Pupil transportation	1,311,580	1,210,866	1,385,530	1,332,303
Central	346,430	346,430	422,773	415,193
Operation of non-instructional services:				
Food service operations	1,045,201	(374,019)	1,040,314	129,375
Other non-instructional services	4,999	(6,762)	5,352	(86)
Extracurricular activities	1,112,965	649,370	822,227	603,523
Interest and fiscal charges	<u>528,312</u>	<u>528,312</u>	<u>557,179</u>	<u>557,179</u>
Total expenses	<u>\$ 23,322,836</u>	<u>\$ 18,170,000</u>	<u>\$ 26,786,054</u>	<u>\$ 20,143,589</u>

The dependence upon tax and other general revenues for governmental activities is apparent, as 80.77% of instruction activities are supported through taxes and other general revenues. For all governmental activities, general revenue support is 77.91%. The District's taxpayers and unrestricted grants and entitlements from the State are by far the primary support for District's students.

The graph below presents the District's governmental activities revenue for fiscal year 2022 and 2021.

Governmental Activities - General and Program Revenues



**FAIRFIELD UNION LOCAL SCHOOL DISTRICT
FAIRFIELD COUNTY, OHIO**

MANAGEMENT'S DISCUSSION AND ANALYSIS
FOR THE FISCAL YEAR ENDED JUNE 30, 2022

The District's Funds

The District's governmental funds reported a combined fund balance of \$26,724,936 which is \$2,651,495 greater than last year's total of \$24,073,441. The schedule below indicates the fund balance and the total change in fund balance as of June 30, 2022 and 2021.

	Fund Balance (deficit) <u>June 30, 2022</u>	Fund Balance (deficit) <u>June 30, 2021</u>	<u>Change</u>
General	\$ 14,906,079	\$ 13,763,186	\$ 1,142,893
ESSER	(248,637)	(549,954)	301,317
Bond retirement	9,113,937	8,188,985	924,952
Other Governmental	<u>2,953,557</u>	<u>2,671,224</u>	<u>282,333</u>
Total	<u>\$ 26,724,936</u>	<u>\$ 24,073,441</u>	<u>\$ 2,651,495</u>

General Fund

The District's general fund's fund balance increased by \$1,142,893. The increase in fund balance can be attributed to the District's ability to continually monitor expenditures and practice cost containment strategies to keep expenditure increases as low as possible.

The table that follows assists in illustrating the financial activities and fund balance of the general fund.

	<u>2022</u> <u>Amount</u>	<u>2021</u> <u>Amount</u>	<u>Percentage</u> <u>Change</u>
<u>Revenues</u>			
Property taxes	\$ 6,561,899	\$ 6,674,053	(1.68) %
Income taxes	6,550,873	5,884,093	11.33 %
Tuition and fees	131,316	1,991,936	(93.41) %
Earnings on investments	(784,593)	69,339	(1,231.53) %
Intergovernmental	12,217,626	10,664,285	14.57 %
Other revenues	<u>98,994</u>	<u>76,618</u>	29.20 %
Total	<u>\$ 24,776,115</u>	<u>\$ 25,360,324</u>	(2.30) %
<u>Expenditures</u>			
Instruction	\$ 12,995,209	\$ 13,130,652	(1.03) %
Support services	7,454,728	7,250,904	2.81 %
Extracurricular activities	702,318	458,144	53.30 %
Capital outlay	364,925	-	100.00 %
Facilities acquisition and construction	-	105,358	(100.00) %
Debt service	<u>176,198</u>	<u>157,188</u>	12.09 %
Total	<u>\$ 21,693,378</u>	<u>\$ 21,102,246</u>	2.80 %

Revenues decreased 2.30%. Property taxes decreased 1.68% primarily due to less property taxes available as an advance at June 30, 2022 when compared to June 30, 2021. This amount can fluctuate based on the date property taxes are due. Income taxes increased 11.33% primarily due to lower unemployment during fiscal year 2022. Earnings on investments reports a negative \$784,593 for fiscal year 2022 because of the decrease in the fair value of the District's investments at June 30, 2022. Expenditures remained relatively stable, with an increase of less than three percent.

**FAIRFIELD UNION LOCAL SCHOOL DISTRICT
FAIRFIELD COUNTY, OHIO**

MANAGEMENT'S DISCUSSION AND ANALYSIS
FOR THE FISCAL YEAR ENDED JUNE 30, 2022

ESSER Fund

The ESSER fund had \$931,133 in revenues and \$629,816 in expenditures. The fund balance of the ESSER fund increased \$301,317 from a deficit of \$549,954 to a deficit of \$248,637. The Elementary and Secondary School Emergency Relief (ESSER) fund accounts for federal grants that provide relief related to the COVID-19 pandemic.

Bond Retirement Fund

The bond retirement fund had \$549,010 in revenues, \$2,304,769 in transfers from the general fund, and \$1,928,827 in expenditures. The fund balance of the bond retirement fund increased \$ 924,952 from \$8,188,985 to \$9,113,937. The bond retirement fund accounts for the financial resources used to pay for debt service on general obligation bonds.

General Fund Budgeting Highlights

The District's budget is prepared according to Ohio law and is based on accounting for certain transactions on a basis of cash receipts, disbursements and encumbrances. The most significant budgeted fund is the general fund.

During the course of fiscal year 2022, the District amended its general fund budget. For the general fund, original revenues and other financing sources were \$24,929,309 and final revenues and other financing sources were \$24,662,160. Actual revenues and other financing sources for fiscal year 2022 were \$25,685,535. Actual revenues and other financing sources came in \$1,023,375 more than final budgeted revenues and other financing sources.

General fund original appropriations (appropriated expenditures and other financing uses) were \$37,864,571. General fund final appropriations were \$37,597,422. The actual budget basis expenditures and other financing uses for fiscal year 2022 was \$24,006,242. This represents a decrease of \$13,591,180 compared to the final budget. This is due to the District's policy to appropriate almost all available resources in the fiscal year 2022 budget.

Capital Assets and Debt Administration

Capital Assets

At the end of fiscal year 2022, the District had \$60,433,868 invested in land, construction in progress, land improvements, buildings and improvements, furniture and equipment, vehicles and intangible right to use assets. The entire amount is reported in governmental activities. Capital assets at June 30, 2021 have been restated as described in Note 3.C. The following table shows June 30, 2022 balances compared to June 30, 2021:

**Capital Assets at June 30
(Net of Depreciation/Amortization)**

	<u>Governmental Activities</u>	
	<u>2022</u>	Restated <u>2021</u>
Land	\$ 1,002,352	\$ 1,002,352
Construction in progress	99,668	-
Land improvements	928,149	991,548
Building and improvements	56,609,160	57,318,447
Furniture and equipment	506,894	420,299
Vehicles	965,295	872,732
Intangible right to use	<u>322,350</u>	<u>-</u>
Total	<u>\$ 60,433,868</u>	<u>\$ 60,605,378</u>

**FAIRFIELD UNION LOCAL SCHOOL DISTRICT
FAIRFIELD COUNTY, OHIO**

**MANAGEMENT'S DISCUSSION AND ANALYSIS
FOR THE FISCAL YEAR ENDED JUNE 30, 2022**

Total additions to capital assets for 2022 were \$962,954. Depreciation/amortization expense for fiscal year 2022 was \$1,134,464. Overall, capital assets of the District decreased \$171,510.

See Note 9 to the basic financial statements for additional information on the District's capital assets.

Debt Administration

At June 30, 2022, the District had \$17,998,265 in general obligation bonds, lease payable, and financed purchase obligations outstanding. Of this total, \$1,642,210 is due within one year and \$16,356,055 is due in greater than one year.

The following table summarizes the debt outstanding.

Outstanding Debt, at Year End

	Governmental Activities <u>2022</u>	Governmental Activities <u>2021</u>
General obligation bonds	\$ 16,787,000	\$ 18,254,000
Financed purchase agreement	883,000	955,000
Lease payable	<u>328,265</u>	<u>29,835</u>
Total	<u>\$ 17,998,265</u>	<u>\$ 19,238,835</u>

See Note 10 to the basic financial statements for additional information on the District's debt administration.

Current Financial Related Activities

Although considered a lower mid-wealth district, Fairfield Union Local School District has been financially stable over the past several years. As indicated in the preceding financial information, the District is heavily dependent on intergovernmental revenue. Of the District's funding, 28% is received through the State's foundation program, which along with other various grants and entitlements makes up just under 31% of the District's revenue. The District relies on state and federal funding to operate at the current level of services. Therefore, in the long-term, the current program and staffing levels will be dependent on the increased funding to meet inflation. The careful financial planning and passage of additional local taxes when needed have permitted the District to provide a quality education for students, along with the maintenance of existing facilities.

The District does not anticipate any meaningful growth in revenue. Based upon this anticipated loss of revenue, the Board of Education and the administration of the District must maintain careful financial planning and prudent fiscal management in order to preserve the financial stability of the District.

Residential growth has not eluded the District over the past few years. Residential/agricultural property contributes approximately 94% of the District's real estate valuation.

Contacting the District's Financial Management

This financial report is designed to provide our citizens, taxpayers, investors and creditors with a general overview of the District's finances and to show the District's accountability for the money it receives. If you have questions about this report or need additional financial information contact Mrs. Courtney Roberts, Treasurer of the Fairfield Union Local School District, 6417 Cincinnati-Zanesville Rd. NE, Lancaster, Ohio 43130.

**FAIRFIELD UNION LOCAL SCHOOL DISTRICT
FAIRFIELD COUNTY, OHIO**

STATEMENT OF NET POSITION
JUNE 30, 2022

	Governmental Activities
Assets:	
Equity in pooled cash and investments	\$ 28,438,916
Receivables:	
Property taxes	8,017,712
Income taxes	2,942,684
Accrued interest	36,954
Intergovernmental	1,252,863
Prepayments	12,512
Materials and supplies inventory	3,835
Inventory held for resale	8,801
Net OPEB asset	1,592,794
Capital assets:	
Nondepreciable capital assets	1,102,020
Depreciable capital assets, net	59,331,848
Capital assets, net	60,433,868
Total assets	102,740,939
Deferred outflows of resources:	
Unamortized deferred charges on debt refunding	451,083
Pension	5,276,128
OPEB	732,024
Total deferred outflows of resources	6,459,235
Liabilities:	
Accounts payable	247,257
Contracts payable	99,368
Accrued wages and benefits payable	1,873,956
Intergovernmental payable	148,520
Pension and postemployment benefits payable	311,401
Accrued interest payable	35,038
Claims payable	300,300
Long-term liabilities:	
Due within one year	1,670,102
Due in more than one year:	
Net pension liability	12,829,987
Net OPEB liability	1,677,867
Other amounts due in more than one year	17,680,441
Total liabilities	36,874,237
Deferred inflows of resources:	
Property taxes levied for the next fiscal year	7,329,221
Pension	10,388,557
OPEB	2,828,261
Total deferred inflows of resources	20,546,039
Net position:	
Net investment in capital assets	43,450,182
Restricted for:	
Capital projects	964,896
Classroom facilities maintenance	1,092,786
Debt service	9,102,645
State funded programs	47,215
Federally funded programs	65,238
Food service operations	452,393
Extracurricular activities	351,197
Other purposes	42,410
Unrestricted (deficit)	(3,789,064)
Total net position	\$ 51,779,898

SEE ACCOMPANYING NOTES TO THE BASIC FINANCIAL STATEMENTS

**FAIRFIELD UNION LOCAL SCHOOL DISTRICT
FAIRFIELD COUNTY, OHIO**

STATEMENT OF ACTIVITIES
FOR THE FISCAL YEAR ENDED JUNE 30, 2022

	Expenses	Program Revenues		Net (Expense) Revenue and Changes in Net Position Governmental Activities
		Charges for Services and Sales	Operating Grants and Contributions	
Governmental activities:				
Instruction:				
Regular	\$ 9,146,132	\$ 96,233	\$ 491,852	\$ (8,558,047)
Special	3,224,478	21,434	1,635,800	(1,567,244)
Vocational	434,466	-	252,311	(182,155)
Other	181,416	-	-	(181,416)
Support services:				
Pupil	1,500,434	-	588,030	(912,404)
Instructional staff	376,651	-	-	(376,651)
Board of education	43,410	-	-	(43,410)
Administration	1,531,414	-	-	(1,531,414)
Fiscal	740,359	-	-	(740,359)
Operations and maintenance	1,794,589	6,013	65,873	(1,722,703)
Pupil transportation	1,311,580	-	100,714	(1,210,866)
Central	346,430	-	-	(346,430)
Operation of non-instructional services:				
Food service operations	1,045,201	20,776	1,398,444	374,019
Other non-instructional services	4,999	-	11,761	6,762
Extracurricular activities	1,112,965	463,595	-	(649,370)
Interest and fiscal charges	528,312	-	-	(528,312)
Totals	<u>\$ 23,322,836</u>	<u>\$ 608,051</u>	<u>\$ 4,544,785</u>	<u>(18,170,000)</u>
General revenues:				
Property taxes levied for:				
				6,549,520
				483,872
				355,271
Income taxes levied for:				
				6,692,906
Grants and entitlements not restricted				
				10,669,153
				(764,345)
				77,158
				<u>24,063,535</u>
				Change in net position
				5,893,535
				Net position at beginning of year (restated)
				<u>45,886,363</u>
				Net position at end of year
				<u>\$ 51,779,898</u>

SEE ACCOMPANYING NOTES TO THE BASIC FINANCIAL STATEMENTS

**FAIRFIELD UNION LOCAL SCHOOL DISTRICT
FAIRFIELD COUNTY, OHIO**

BALANCE SHEET
GOVERNMENTAL FUNDS
JUNE 30, 2022

	General	ESSER	Bond Retirement	Nonmajor Governmental Funds	Total Governmental Funds
Assets:					
Equity in pooled cash and investments	\$ 13,267,374	\$ -	\$ 9,087,484	\$ 3,273,255	\$ 25,628,113
Receivables:					
Property taxes	7,107,441	-	536,746	373,525	8,017,712
Income taxes	2,942,684	-	-	-	2,942,684
Accrued interest	36,954	-	-	-	36,954
Intergovernmental	9,331	1,104,373	-	139,159	1,252,863
Prepayments	12,512	-	-	-	12,512
Materials and supplies inventory	-	-	-	3,835	3,835
Inventory held for resale	-	-	-	8,801	8,801
Due from other funds	1,067,556	-	-	-	1,067,556
Total assets	<u>\$ 24,443,852</u>	<u>\$ 1,104,373</u>	<u>\$ 9,624,230</u>	<u>\$ 3,798,575</u>	<u>\$ 38,971,030</u>
Liabilities:					
Accounts payable	\$ 44,195	\$ 49,795	\$ -	\$ 153,267	\$ 247,257
Contracts payable	64,668	-	-	34,700	99,368
Accrued wages and benefits payable	1,673,432	49,031	-	151,493	1,873,956
Compensated absences payable	-	-	-	2,107	2,107
Intergovernmental payable	146,467	557	-	1,496	148,520
Pension and postemployment benefits payable	276,694	6,776	-	27,931	311,401
Due to other funds	-	998,215	-	69,341	1,067,556
Total liabilities	<u>2,205,456</u>	<u>1,104,374</u>	<u>-</u>	<u>440,335</u>	<u>3,750,165</u>
Deferred inflows of resources:					
Property taxes levied for the next fiscal year	6,497,809	-	486,547	344,865	7,329,221
Delinquent property tax revenue not available	314,441	-	23,746	16,525	354,712
Income tax revenue not available	495,247	-	-	-	495,247
Intergovernmental revenue not available	5,665	248,636	-	43,293	297,594
Accrued interest not available	19,155	-	-	-	19,155
Total deferred inflows of resources	<u>7,332,317</u>	<u>248,636</u>	<u>510,293</u>	<u>404,683</u>	<u>8,495,929</u>
Fund balances:					
Nonspendable:					
Materials and supplies inventory	-	-	-	3,835	3,835
Prepays	12,512	-	-	-	12,512
Restricted:					
Debt service	-	-	9,113,937	-	9,113,937
Capital improvements	-	-	-	948,371	948,371
Classroom facilities maintenance	-	-	-	1,092,786	1,092,786
Food service operations	-	-	-	454,039	454,039
State funded programs	-	-	-	47,215	47,215
Federally funded programs	-	-	-	24,374	24,374
Extracurricular activities	-	-	-	351,197	351,197
Other purposes	-	-	-	42,410	42,410
Assigned:					
Student instruction	27,858	-	-	-	27,858
Student and staff support	304,788	-	-	-	304,788
Extracurricular activities	1,430	-	-	-	1,430
Subsequent year's appropriations	4,315,501	-	-	-	4,315,501
Other purposes	6,499	-	-	-	6,499
Unassigned (deficit)	10,237,491	(248,637)	-	(10,670)	9,978,184
Total fund balances (deficit)	<u>14,906,079</u>	<u>(248,637)</u>	<u>9,113,937</u>	<u>2,953,557</u>	<u>26,724,936</u>
Total liabilities, deferred inflows and fund balances	<u>\$ 24,443,852</u>	<u>\$ 1,104,373</u>	<u>\$ 9,624,230</u>	<u>\$ 3,798,575</u>	<u>\$ 38,971,030</u>

SEE ACCOMPANYING NOTES TO THE BASIC FINANCIAL STATEMENTS

**FAIRFIELD UNION LOCAL SCHOOL DISTRICT
FAIRFIELD COUNTY, OHIO**

RECONCILIATION OF TOTAL GOVERNMENTAL FUND BALANCES TO
NET POSITION OF GOVERNMENTAL ACTIVITIES
JUNE 30, 2022

Total governmental fund balances		\$	26,724,936
<i>Amounts reported for governmental activities on the statement of net position are different because:</i>			
Capital assets used in governmental activities are not financial resources and therefore are not reported in the funds.			60,433,868
Other long-term assets are not available to pay for current-period expenditures and therefore are deferred inflows in the funds.			
Property taxes receivable	\$	354,712	
Income taxes receivable		495,247	
Accrued interest receivable		19,155	
Intergovernmental receivable		297,594	
Total		1,166,708	1,166,708
An internal service fund is used by management to charge the costs of insurance to individual funds. The assets and liabilities of the internal service fund are included in governmental activities on the statement of net position.			2,510,503
Unamortized premiums on bonds issued are not recognized in the funds.			(220,136)
Unamortized amounts on refundings are not recognized in the funds.			451,083
Accrued interest payable is not due and payable in the current period and therefore is not reported in the funds.			(35,038)
The net pension/OPEB assets & liabilities are not due and payable in the current period; therefore, the assets, liabilities and related deferred inflows/outflows are not reported in governmental funds.			
Deferred outflows - pension		5,276,128	
Deferred inflows - pension		(10,388,557)	
Net pension liability		(12,829,987)	
Deferred outflows - OPEB		732,024	
Deferred inflows - OPEB		(2,828,261)	
Net OPEB asset		1,592,794	
Net OPEB liability		(1,677,867)	
Total		(20,123,726)	(20,123,726)
Long-term liabilities, including bonds payable, are not due and payable in the current period and therefore are not reported in the funds.			
General obligation bonds		(16,787,000)	
Lease payable		(328,265)	
Finance agreement payable		(883,000)	
Compensated absences		(1,130,035)	
Total		(19,128,300)	(19,128,300)
Net position of governmental activities		\$	51,779,898

SEE ACCOMPANYING NOTES TO THE BASIC FINANCIAL STATEMENTS

**FAIRFIELD UNION LOCAL SCHOOL DISTRICT
FAIRFIELD COUNTY, OHIO**

STATEMENT OF REVENUES, EXPENDITURES AND CHANGES IN FUND BALANCES
GOVERNMENTAL FUNDS
FOR THE FISCAL YEAR ENDED JUNE 30, 2022

	General	ESSER	Bond Retirement	Nonmajor Governmental Funds	Total Governmental Funds
Revenues:					
Property taxes	\$ 6,561,899	\$ -	\$ 485,136	\$ 355,537	\$ 7,402,572
Income taxes	6,550,873	-	-	85,674	6,636,547
Intergovernmental	12,217,626	931,133	63,874	2,363,597	15,576,230
Investment earnings	(784,593)	-	-	6,401	(778,192)
Tuition and fees	131,316	-	-	-	131,316
Extracurricular	17,978	-	-	411,170	429,148
Rental income	6,013	-	-	-	6,013
Charges for services	-	-	-	20,776	20,776
Contributions and donations	-	-	-	11,761	11,761
Miscellaneous	75,003	-	-	22,953	97,956
Total revenues	<u>24,776,115</u>	<u>931,133</u>	<u>549,010</u>	<u>3,277,869</u>	<u>29,534,127</u>
Expenditures:					
Current:					
Instruction:					
Regular	9,304,552	138,757	-	346,851	9,790,160
Special	3,000,365	162,250	-	335,635	3,498,250
Vocational	474,981	-	-	200	475,181
Other	215,311	-	-	-	215,311
Support services:					
Pupil	1,228,280	273,423	-	193,563	1,695,266
Instructional staff	309,130	-	-	-	309,130
Board of education	44,881	-	-	-	44,881
Administration	1,773,786	-	-	-	1,773,786
Fiscal	721,385	-	9,331	5,695	736,411
Operations and maintenance	1,698,490	55,386	-	272,410	2,026,286
Pupil transportation	1,281,169	-	-	197,022	1,478,191
Central	397,607	-	-	-	397,607
Operation of non-instructional services:					
Food service operations	-	-	-	1,055,169	1,055,169
Other non-instructional services	-	-	-	4,999	4,999
Extracurricular activities	702,318	-	-	336,758	1,039,076
Facilities acquisition and construction	-	-	-	247,234	247,234
Capital outlay	364,925	-	-	-	364,925
Debt service:					
Principal retirement	138,495	-	1,467,000	-	1,605,495
Interest and fiscal charges	37,703	-	452,496	-	490,199
Total expenditures	<u>21,693,378</u>	<u>629,816</u>	<u>1,928,827</u>	<u>2,995,536</u>	<u>27,247,557</u>
Excess (deficiency) of revenues over (under) expenditures	<u>3,082,737</u>	<u>301,317</u>	<u>(1,379,817)</u>	<u>282,333</u>	<u>2,286,570</u>
Other financing sources (uses):					
Transfers in	-	-	2,304,769	-	2,304,769
Transfers (out)	(2,304,769)	-	-	-	(2,304,769)
Lease transaction	364,925	-	-	-	364,925
Total other financing sources (uses)	<u>(1,939,844)</u>	<u>-</u>	<u>2,304,769</u>	<u>-</u>	<u>364,925</u>
Net change in fund balances	1,142,893	301,317	924,952	282,333	2,651,495
Fund balances (deficit) at beginning of year	<u>13,763,186</u>	<u>(549,954)</u>	<u>8,188,985</u>	<u>2,671,224</u>	<u>24,073,441</u>
Fund balances (deficit) at end of year	<u>\$ 14,906,079</u>	<u>\$ (248,637)</u>	<u>\$ 9,113,937</u>	<u>\$ 2,953,557</u>	<u>\$ 26,724,936</u>

SEE ACCOMPANYING NOTES TO THE BASIC FINANCIAL STATEMENTS

**FAIRFIELD UNION LOCAL SCHOOL DISTRICT
FAIRFIELD COUNTY, OHIO**

RECONCILIATION OF THE STATEMENT OF REVENUES, EXPENDITURES
AND CHANGES IN FUND BALANCES OF GOVERNMENTAL FUNDS
TO THE STATEMENT OF ACTIVITIES
FOR THE FISCAL YEAR ENDED JUNE 30, 2022

Net change in fund balances - total governmental funds	\$	2,651,495
<i>Amounts reported for governmental activities in the statement of activities are different because:</i>		
Governmental funds report capital outlays as expenditures. However, in the statement of activities, the cost of those assets is allocated over their estimated useful lives as depreciation/amortization expense.		
Capital asset additions	\$ 962,954	
Current year depreciation/amortization	(1,134,464)	
Total		(171,510)
Revenues in the statement of activities that do not provide current financial resources are not reported as revenues in the funds.		
Property taxes	(13,909)	
Income taxes	56,359	
Earnings on investments	4,989	
Intergovernmental	(397,299)	
Total		(349,860)
Repayment of principal is an expenditure in the governmental funds, but the repayment reduces long-term liabilities on the statement of net position.		
		1,605,495
Issuance of leases are recorded as other financing sources in the funds; however, in the statement of activities, they are not reported as other financing sources as they increase liabilities on the statement of net position.		
		(364,925)
In the statement of activities, interest is accrued on outstanding bonds, whereas in governmental funds, an interest expenditure is reported when due. The following items resulted in additional interest being reported in the statement of activities:		
Decrease in accrued interest payable	2,641	
Amortization of bond premiums	43,375	
Amortization of deferred charges	(84,129)	
Total		(38,113)
Contractually required contributions are reported as expenditures in governmental funds; however, the statement of net position reports these amounts as deferred outflows.		
Pension	1,858,658	
OPEB	57,318	
Total		1,915,976
Except for amounts reported as deferred inflows/outflows, changes in the net pension/OPEB liability/asset are reported as pension/OPEB expense in the statement of activities.		
Pension	(182,834)	
OPEB	78,992	
Total		(103,842)
Some expenses reported in the statement of activities, such as compensated absences, do not require the use of current financial resources and therefore are not reported as expenditures in governmental funds.		
		(210,019)
An internal service fund used by management to charge the costs of insurance to individual funds is not reported in the district-wide statement of activities. Governmental fund expenditures and the related internal service fund revenues are eliminated. The net revenue (expense) of the internal service fund is allocated among the governmental activities.		
		958,838
Change in net position of governmental activities	\$	5,893,535

SEE ACCOMPANYING NOTES TO THE BASIC FINANCIAL STATEMENTS

**FAIRFIELD UNION LOCAL SCHOOL DISTRICT
FAIRFIELD COUNTY, OHIO**

STATEMENT OF REVENUES, EXPENDITURES AND CHANGES IN
FUND BALANCE - BUDGET AND ACTUAL (NON-GAAP BUDGETARY BASIS)
GENERAL FUND
FOR THE FISCAL YEAR ENDED JUNE 30, 2022

	<u>Budgeted Amounts</u>			Variance with Final Budget Positive (Negative)
	<u>Original</u>	<u>Final</u>	<u>Actual</u>	
Revenues:				
Property taxes	\$ 6,570,941	\$ 6,500,528	\$ 6,770,269	\$ 269,741
Income taxes	6,050,341	5,985,504	6,233,877	248,373
Intergovernmental	11,955,286	11,827,169	12,317,947	490,778
Investment earnings	130,148	128,753	134,096	5,343
Tuition and fees	114,202	112,978	117,667	4,689
Extracurricular	17,449	17,262	17,978	716
Rental income	5,836	5,773	6,013	240
Miscellaneous	52,609	52,045	54,205	2,160
Total revenues	<u>24,896,812</u>	<u>24,630,012</u>	<u>25,652,052</u>	<u>1,022,040</u>
Expenditures:				
Current:				
Instruction:				
Regular	15,977,956	15,807,416	9,284,232	6,523,184
Special	5,237,694	5,168,769	2,981,672	2,187,097
Vocational	777,675	769,952	478,172	291,780
Other	328,441	323,527	209,363	114,164
Support services:				
Pupil	1,600,767	1,579,364	1,193,093	386,271
Instructional staff	536,417	537,650	337,072	200,578
Board of education	66,742	65,402	57,103	8,299
Administration	3,233,381	3,200,034	1,964,019	1,236,015
Fiscal	1,285,681	1,295,141	808,543	486,598
Operations and maintenance	2,723,385	2,727,509	1,759,436	968,073
Pupil transportation	2,248,878	2,290,914	1,380,876	910,038
Central	640,453	635,163	394,540	240,623
Extracurricular activities	891,900	883,630	671,803	211,827
Facilities acquisition and construction	165,201	162,951	95,875	67,076
Total expenditures	<u>35,714,571</u>	<u>35,447,422</u>	<u>21,615,799</u>	<u>13,831,623</u>
Excess (deficiency) of revenues over (under) expenditures	<u>(10,817,759)</u>	<u>(10,817,410)</u>	<u>4,036,253</u>	<u>14,853,663</u>
Other financing sources (uses):				
Refund of prior year's expenditures	28,222	27,919	29,078	1,159
Transfers (out)	(2,150,000)	(2,150,000)	(2,390,443)	(240,443)
Sale of capital assets	4,275	4,229	4,405	176
Total other financing sources (uses)	<u>(2,117,503)</u>	<u>(2,117,852)</u>	<u>(2,356,960)</u>	<u>(239,108)</u>
Net change in fund balance	(12,935,262)	(12,935,262)	1,679,293	14,614,555
Fund balance at beginning of year	12,748,101	12,748,101	12,748,101	-
Prior year encumbrances appropriated	240,247	240,247	240,247	-
Fund balance at end of year	<u>\$ 53,086</u>	<u>\$ 53,086</u>	<u>\$ 14,667,641</u>	<u>\$ 14,614,555</u>

SEE ACCOMPANYING NOTES TO THE BASIC FINANCIAL STATEMENTS

**FAIRFIELD UNION LOCAL SCHOOL DISTRICT
FAIRFIELD COUNTY, OHIO**

STATEMENT OF REVENUES, EXPENDITURES AND CHANGES IN
FUND BALANCE - BUDGET AND ACTUAL (NON-GAAP BUDGETARY BASIS)
ESSER FUND
FOR THE FISCAL YEAR ENDED JUNE 30, 2022

	<u>Budgeted Amounts</u>		<u>Actual</u>	<u>Variance with Final Budget Positive (Negative)</u>
	<u>Original</u>	<u>Final</u>		
Revenues:				
Intergovernmental	\$ 3,220,659	\$ 3,429,229	\$ 134,197	\$ (3,295,032)
Total revenue	<u>3,220,659</u>	<u>3,429,229</u>	<u>134,197</u>	<u>(3,295,032)</u>
Expenditures:				
Current:				
Instruction:				
Regular	798,638	859,313	212,123	647,190
Special	666,006	716,604	176,895	539,709
Support services:				
Pupil	868,065	934,012	230,563	703,449
Operations and maintenance	412,645	443,995	109,601	334,394
Total expenditures	<u>2,745,354</u>	<u>2,953,924</u>	<u>729,182</u>	<u>2,224,742</u>
Net change in fund balance	475,305	475,305	(594,985)	(1,070,290)
Fund balance (deficit) at beginning of year	(683,875)	(683,875)	(683,875)	-
Prior year encumbrances appropriated	208,570	208,570	208,570	-
Fund balance (deficit) at end of year	<u>\$ -</u>	<u>\$ -</u>	<u>\$ (1,070,290)</u>	<u>\$ (1,070,290)</u>

SEE ACCOMPANYING NOTES TO THE BASIC FINANCIAL STATEMENTS

**FAIRFIELD UNION LOCAL SCHOOL DISTRICT
FAIRFIELD COUNTY, OHIO**

STATEMENT OF NET POSITION
PROPRIETARY FUND
JUNE 30, 2022

	Governmental Activities - Internal Service Fund
Assets:	
Equity in pooled cash and investments	\$ 2,810,803
Total assets	<u>2,810,803</u>
Liabilities:	
Claims payable	<u>300,300</u>
Total liabilities	<u>300,300</u>
Net position:	
Unrestricted	<u>2,510,503</u>
Total net position	<u>\$ 2,510,503</u>

SEE ACCOMPANYING NOTES TO THE BASIC FINANCIAL STATEMENTS

**FAIRFIELD UNION LOCAL SCHOOL DISTRICT
FAIRFIELD COUNTY, OHIO**

STATEMENT OF REVENUES, EXPENSES AND
CHANGES IN NET POSITION
PROPRIETARY FUND
FOR THE FISCAL YEAR ENDED JUNE 30, 2022

	Governmental Activities - Internal Service Fund
Operating revenues:	
Sales/charges for services	\$ 4,672,095
Total operating revenues	4,672,095
Operating expenses:	
Purchased services	729,201
Claims	2,993,872
Total operating expenses	3,723,073
Operating income	949,022
Nonoperating revenues:	
Interest revenue	9,816
Total nonoperating revenues	9,816
Change in net position	958,838
Net position at beginning of year	1,551,665
Net position at end of year	\$ 2,510,503

SEE ACCOMPANYING NOTES TO THE BASIC FINANCIAL STATEMENTS

**FAIRFIELD UNION LOCAL SCHOOL DISTRICT
FAIRFIELD COUNTY, OHIO**

STATEMENT OF CASH FLOWS
PROPRIETARY FUND
FOR THE FISCAL YEAR ENDED JUNE 30, 2022

	Governmental Activities - Internal Service Fund
Cash flows from operating activities:	
Cash received from interfund services provided	\$ 4,672,095
Cash payments for purchased services	(737,247)
Cash payments for claims	<u>(3,096,772)</u>
Net cash provided by operating activities	<u>838,076</u>
Cash flows from investing activities:	
Interest received	<u>9,816</u>
Net cash provided by investing activities	<u>9,816</u>
Net increase in cash and investments	847,892
Cash and investments at beginning of year	<u>1,962,911</u>
Cash and investments at end of year	<u><u>\$ 2,810,803</u></u>
Reconciliation of operating income to net cash provided by operating activities:	
Operating income	\$ 949,022
Changes in assets and liabilities:	
Accounts payable	(8,046)
Claims payable	<u>(102,900)</u>
Net cash provided by operating activities	<u><u>\$ 838,076</u></u>

SEE ACCOMPANYING NOTES TO THE BASIC FINANCIAL STATEMENTS

**FAIRFIELD UNION LOCAL SCHOOL DISTRICT
FAIRFIELD COUNTY, OHIO**

**NOTES TO THE BASIC FINANCIAL STATEMENTS
FOR THE FISCAL YEAR ENDED JUNE 30, 2022**

NOTE 1 - DESCRIPTION OF THE DISTRICT

Fairfield Union Local School District (the "District") is a body politic and corporate organized under Article VI, Sections 2 and 3 of the Constitution of the State of Ohio. The District is a local school district as defined by Ohio Revised Code Section 3311.03. The District operates under a locally-elected Board form of government consisting of five members elected at-large for staggered four-year terms. The District provides educational services as authorized by state statute and/or federal guidelines.

The District is a result of consolidation in the early 1960's of the Rushville, Bremen and Pleasantville School Districts. It is staffed by 120 non-certified employees and 149 certified personnel who provide services to 1,995 students and other community members. The District is supervised by the Fairfield County Educational Service Center, a separate entity.

The financial statements of the District have been prepared in conformity with generally accepted accounting principles (GAAP) as applied to governmental units. The Governmental Accounting Standards Board (GASB) is the accepted standard-setting body for establishing governmental accounting and financial reporting principles. The more significant of the District's accounting policies are described below.

NOTE 2 - SUMMARY OF SIGNIFICANT ACCOUNTING POLICIES

A. Reporting Entity

The reporting entity has been defined in accordance with GASB Statement No. 14, "The Financial Reporting Entity" as amended by GASB Statement No. 39, "Determining Whether Certain Organizations Are Component Units" and GASB Statement No. 61, "The Financial Reporting Entity: Omnibus an amendment of GASB Statements No. 14 and No. 34". The reporting entity is composed of the primary government and component units. The primary government consists of all funds, departments, boards and agencies that are not legally separate from the District. For the District, this includes general operations, food service, and student related activities of the District.

Component units are legally separate organizations for which the District is financially accountable. The District is financially accountable for an organization if the District appoints a voting majority of the organization's Governing Board and (1) the District is able to significantly influence the programs or services performed or provided by the organization; or (2) the District is legally entitled to or can otherwise access the organization's resources; or (3) the District is legally obligated or has otherwise assumed the responsibility to finance the deficits of, or provide financial support to, the organization; or (4) the District is obligated for the debt of the organization. Component units may also include organizations that are fiscally dependent on the District in that the District approves the budget, the issuance of debt or the levying of taxes. Certain organizations are also included as component units if the nature and significance of the relationship between the primary government and the organization is such that exclusion by the primary government would render the primary government's financial statements incomplete or misleading. Based upon the application of these criteria, the District has no component units. The basic financial statements of the reporting entity include only those of the District (the primary government).

**FAIRFIELD UNION LOCAL SCHOOL DISTRICT
FAIRFIELD COUNTY, OHIO**

NOTES TO THE BASIC FINANCIAL STATEMENTS
FOR THE FISCAL YEAR ENDED JUNE 30, 2022

NOTE 2 - SUMMARY OF SIGNIFICANT ACCOUNTING POLICIES - (Continued)

The following organizations are described due to their relationship to the District:

JOINTLY GOVERNED ORGANIZATIONS

META Solutions

The District is a participant in META Solutions which is a computer consortium that was the result of a merger between Tri-Rivers Educational Computer Association (TRECA) and the Metropolitan Educational Council (MEC). META Solutions develops, implements and supports the technology and instructional needs of schools in a cost-effective manner. META Solutions provides instructional, core, technology and purchasing services for its member districts. The Board of Directors consists of the Superintendents from eight of the member districts. Financial information can be obtained from Ashley Widby, Chief Financial Officer, 100 Executive Drive, Marion, Ohio 43302.

Fairfield County Council for Educational Collaboration

In accordance with the provisions of Ohio Revised Code 167 and 124.81, certain boards of education and institutions of higher education, within Fairfield County, have determined to enter into an agreement to form a council of governments. This council of governments shall be known as the Fairfield County Council for Educational Collaboration.

The purpose of the Fairfield County Council for Educational Collaboration is to bring together the public school systems and public institutions for higher education in Fairfield County so they can collectively devise and provide for enhanced educational opportunities for the students and citizens of the community. The areas of interest that may be addressed by the Council include, but are not limited to, student programming, school management issues, and any other collaborative projects deemed appropriate by the governing body of the Council. The District appoints the superintendent to be its representative to the Board of Directors of this Council. The District has no ongoing financial interest or financial responsibility to the Fairfield County Council for Educational Collaboration.

INSURANCE PURCHASING POOLS

CompManagement Health Systems Worker's Compensation Group Rating Plan

The District participates in a Worker's Compensation Group Rating Program (GRP), an insurance purchasing pool with the CompManagement Health Systems. Each year, the participating school districts pay an enrollment fee to the GRP to cover the costs of administering the program.

B. Basis of Presentation

The District's basic financial statements consist of government-wide financial statements, including a statement of net position and a statement of activities, and fund financial statements, which provide a more detailed level of financial information.

Government-Wide Financial Statements - The statement of net position and the statement of activities display information about the District as a whole. These statements include the financial activities of the primary government, except for fiduciary funds. Internal service fund activity is eliminated to avoid "doubling up" revenues and expenses. The statements distinguish between those activities of the District that are governmental and those that are considered business-type activities. The District has no business-type activities.

**FAIRFIELD UNION LOCAL SCHOOL DISTRICT
FAIRFIELD COUNTY, OHIO**

NOTES TO THE BASIC FINANCIAL STATEMENTS
FOR THE FISCAL YEAR ENDED JUNE 30, 2022

NOTE 2 - SUMMARY OF SIGNIFICANT ACCOUNTING POLICIES - (Continued)

The statement of net position presents the financial condition of the governmental activities of the District at year-end. The statement of activities presents a comparison between direct expenses and program revenues for each program or function of the District's governmental activities. Direct expenses are those that are specifically associated with a service, program or department and therefore clearly identifiable to a particular function. Program revenues include charges paid by the recipient of the goods or services offered by the program, grants and contributions that are restricted to meeting the operational or capital requirements of a particular program. Revenues which are not classified as program revenues are presented as general revenues of the District, with certain limited exceptions. The comparison of direct expenses with program revenues identifies the extent to which each business segment or governmental function is self-financing or draws from the general revenues of the District.

Fund Financial Statements - During the year, the District segregates transactions related to certain District functions or activities in separate funds in order to aid financial management and to demonstrate legal compliance. Fund financial statements are designed to present financial information of the District at this more detailed level. The focus of governmental fund financial statements is on major funds rather than reporting by type. Each major fund is presented in a separate column. Nonmajor funds are aggregated and presented in a single column. Fiduciary funds are reported by type.

C. Fund Accounting

The District uses funds to maintain its financial records during the fiscal year. A fund is defined as a fiscal and accounting entity with a self-balancing set of accounts. The funds of the District fall within three categories: governmental, proprietary and fiduciary.

GOVERNMENTAL FUNDS

Governmental funds are those through which most governmental functions of the District are financed. Governmental funds focus on the sources, uses, and balances of current financial resources. Expendable assets are assigned to the various governmental funds according to the purposes for which they may or must be used. Current liabilities are assigned to the fund from which they will be paid. The difference between governmental fund assets and deferred outflows of resources and liabilities and deferred inflows of resources is reported as fund balance. The District's major funds are:

General fund - The general fund is used to account for and report all financial resources not accounted for and reported in another fund. The general fund balance is available for any purpose provided it is expended or transferred according to the general laws of Ohio.

Elementary and Secondary School Emergency Relief (ESSER) fund - The ESSER fund is used to account for federal emergency relief grants related to the COVID-19 pandemic. Restrictions include, but are not limited to, providing for coordination of preparedness and response efforts, training and professional development for staff, planning and coordination during long-term closure, and purchasing technology for students.

Bond retirement fund - The bond retirement fund is used to account for and report financial resources that are restricted, committed, or assigned to expenditure for principal and interest.

Other governmental funds of the District are used to account for (a) financial resources that are restricted, committed, or assigned to expenditures for capital outlays including the acquisition or construction of capital facilities and other capital assets and (b) specific revenue sources that are restricted or committed to an expenditure for specified purposes other than debt service or capital projects.

**FAIRFIELD UNION LOCAL SCHOOL DISTRICT
FAIRFIELD COUNTY, OHIO**

NOTES TO THE BASIC FINANCIAL STATEMENTS
FOR THE FISCAL YEAR ENDED JUNE 30, 2022

NOTE 2 - SUMMARY OF SIGNIFICANT ACCOUNTING POLICIES - (Continued)

PROPRIETARY FUND

Proprietary funds are used to account for the District's ongoing activities which are similar to those often found in the private sector. The District has no enterprise funds. The following is a description of the District's internal service fund:

Internal service fund - The internal service fund is used to account for the financing of goods or services provided by one department or agency to other departments or agencies of the District, or to other governments, on a cost-reimbursement basis. The only internal service fund of the District accounts for a self-insurance program which provides medical/surgical, dental and vision benefits to employees.

FIDUCIARY FUNDS

Fiduciary fund reporting focuses on net position and changes in net position. The fiduciary fund category is split into four classifications: private-purpose trust funds, custodial funds, pension trust funds and investment trust funds. Trust funds are used to account for assets held by the District under a trust agreement for individuals, private organizations, or other governments and are therefore not available to support the District's own programs. The District has no trust funds. Custodial funds are used to report fiduciary activities that are not required to be reported in a trust fund. The District has no custodial funds.

D. Measurement Focus

Government-Wide Financial Statements - The government-wide financial statements are prepared using the economic resources measurement focus. All assets and deferred outflows of resources and liabilities and deferred inflows of resources associated with the operation of the District are included on the statement of net position.

Fund Financial Statements - All governmental funds are accounted for using a flow of current financial resources measurement focus. With this measurement focus, only current assets and deferred outflows of resources and current liabilities and deferred inflows of resources generally are included on the balance sheet. The statement of revenues, expenditures and changes in fund balance reports on the sources (i.e., revenues and other financing sources) and uses (i.e., expenditures and other financing uses) of current financial resources. This approach differs from the manner in which the governmental activities of the government-wide financial statements are prepared. Governmental fund financial statements therefore include a reconciliation with brief explanations to better identify the relationship between the government-wide statements and the statements for governmental funds.

E. Basis of Accounting

Basis of accounting determines when transactions are recorded in the financial records and reported on the financial statements. Government-wide financial statements and the financial statements of the proprietary and fiduciary funds are prepared using the accrual basis of accounting. Governmental funds use the modified accrual basis of accounting. Differences in the accrual and the modified accrual basis of accounting arise in the recognition of revenue, the recording of deferred inflows, and in the presentation of expenses versus expenditures.

Revenues - Exchange and Nonexchange Transactions - Revenue resulting from exchange transactions, in which each party gives and receives essentially equal value, is recorded on the accrual basis when the exchange takes place. On a modified accrual basis, revenue is recorded in the fiscal year in which the resources are measurable and become available. "Measurable" means the amount of the transaction can be determined, and "available" means that the resources are collectible within the current fiscal year, or are expected to be collected soon enough thereafter to be used to pay liabilities of the current fiscal year. For the District, available means expected to be received within sixty days of fiscal year-end.

**FAIRFIELD UNION LOCAL SCHOOL DISTRICT
FAIRFIELD COUNTY, OHIO**

NOTES TO THE BASIC FINANCIAL STATEMENTS
FOR THE FISCAL YEAR ENDED JUNE 30, 2022

NOTE 2 - SUMMARY OF SIGNIFICANT ACCOUNTING POLICIES - (Continued)

Nonexchange transactions, in which the District receives value without directly giving equal value in return, include property taxes, grants, entitlements and donations. On the accrual basis, revenue from property taxes is recognized in the fiscal year for which the taxes are levied (See Note 7). Revenue from income taxes is recognized in the period in which the income is earned (See Note 6). Revenue from grants, entitlements and donations is recognized in the fiscal year in which all eligibility requirements have been satisfied. Eligibility requirements include timing requirements, which specify the year when the resources are required to be used or the year when use is first permitted; matching requirements, in which the District must provide local resources to be used for a specified purpose; and expenditure requirements, in which the resources are provided to the District on a reimbursement basis. On a modified accrual basis, revenue from nonexchange transactions must also be available before it can be recognized.

Under the modified accrual basis, the following revenue sources are considered to be both measurable and available at the fiscal year-end: property taxes available for advance, income taxes, grants and interest.

Deferred Outflows of Resources and Deferred Inflows of Resources - In addition to assets, the government-wide statement of net position will report a separate section for deferred outflows of resources. Deferred outflows of resources, represents a consumption of net assets that applies to a future period and will not be recognized as an outflow of resources (expense/expenditure) until then. For the District, see Notes 13 and 14 for deferred outflows of resources related the District's net pension liability and net OPEB liability/asset, respectively. In addition, deferred outflows of resources include a deferred charge on debt refunding. A deferred charge on refunding results from the difference in the carrying value of refunded debt and its reacquisition price. This amount is deferred and amortized over the shorter of the life of the refunded or refunding debt.

In addition to liabilities, both the government-wide statement of net position and the governmental fund financial statements report a separate section for deferred inflows of resources. Deferred inflows of resources represent an acquisition of net assets that applies to a future period and will not be recognized as an inflow of resources (revenue) until that time. For the District, deferred inflows of resources include property taxes, pension, other postemployment benefit and unavailable revenue. Property taxes represent amounts for which there is an enforceable legal claim as of June 30, 2022, but which were levied to finance fiscal year 2023 operations. These amounts have been recorded as a deferred inflow of resources on both the government-wide statement of net position and the governmental fund financial statements. Unavailable revenue is reported only on the governmental funds balance sheet, and represents receivables which will not be collected within the available period. For the District, unavailable revenue includes, but is not limited to, delinquent property taxes, income taxes and intergovernmental grants. These amounts are deferred and recognized as an inflow of resources in the period the amounts become available.

For the District, see Notes 13 and 14 for deferred inflows of resources related to the District's net pension liability and net OPEB liability/asset, respectively. This deferred inflow of resources is only reported on the government-wide statement of net position.

Expenses/Expenditures - On the accrual basis of accounting, expenses are recognized at the time they are incurred. The entitlement value of donated commodities used during the year is reported in the fund financial statements as an expenditure with a like amount reported as intergovernmental revenue.

The measurement focus of governmental fund accounting is on decreases in net financial resources (expenditures) rather than expenses. Expenditures are generally recognized in the accounting period in which the related fund liability is incurred, if measurable. Allocations of cost, such as depreciation and amortization, are not recognized in governmental funds.

**FAIRFIELD UNION LOCAL SCHOOL DISTRICT
FAIRFIELD COUNTY, OHIO**

**NOTES TO THE BASIC FINANCIAL STATEMENTS
FOR THE FISCAL YEAR ENDED JUNE 30, 2022**

NOTE 2 - SUMMARY OF SIGNIFICANT ACCOUNTING POLICIES - (Continued)

F. Cash and Investments

To improve cash management, cash received by the District is pooled. Monies for all funds are maintained in this pool. Individual fund integrity is maintained through District records. Each fund's interest in the pool is presented as "equity in pooled cash and investments" on the financial statements.

During fiscal year 2022, investments were limited to negotiable certificates of deposit (CDs), Federal Farm Credit Bank (FFCB) securities, Federal Home Loan Mortgage Corporation (FHLMC), Federal National Mortgage Association (FNMA) securities, Federal Home Loan Bank (FHLB) securities, Federal Agricultural Mortgage Corporation (FAMC) securities, U.S. Treasury notes, a corporate bond, commercial paper, and a U.S. Government money market fund. Except for nonparticipating investment contracts, investments are reported at fair value which is based on quoted market prices. Nonparticipating investment contracts such as repurchase agreements and nonnegotiable certificates of deposit are reported at cost.

Following Ohio statutes, the Board of Education has, by resolution, specified the funds to receive an allocation of interest earnings. Investment earnings credited to the general fund during fiscal year 2022 amounted to (\$784,593), which includes (\$391,930) assigned from other District funds.

Investments of the cash management pool and investments with original maturities of three months or less at the time they are purchased by the District are presented on the financial statements as cash and cash equivalents.

An analysis of the District's investments at year-end is provided in Note 4.

G. Inventory

On government-wide and fund financial statements, purchased inventories are presented at the lower of cost or market and donated commodities are presented at their entitlement value. Inventories are recorded on a first-in, first-out basis and are expensed when used. Inventories are accounted for using the consumption method on the government-wide statements and the fund financial statements.

On the fund financial statements, reported material and supplies inventory is equally offset by a nonspendable fund balance in the governmental funds which indicates that it does not constitute available spendable resources even though it is a component of net current assets.

H. Capital Assets

General capital assets are associated with and generally arise from governmental activities. These assets generally result from expenditures in the governmental funds. These assets are reported in the governmental activities column of the government-wide statement of net position, but are not reported in the fund financial statements.

All capital assets are capitalized at cost (or estimated historical cost) and updated for additions and retirements during the year. Donated capital assets are recorded at their acquisition value as of the date received. The District's capitalization is \$5,000. The District does not possess any infrastructure. Improvements are capitalized; the normal maintenance and repairs that do not add to the value of the asset or materially extend an asset's life are not capitalized.

**FAIRFIELD UNION LOCAL SCHOOL DISTRICT
FAIRFIELD COUNTY, OHIO**

NOTES TO THE BASIC FINANCIAL STATEMENTS
FOR THE FISCAL YEAR ENDED JUNE 30, 2022

NOTE 2 - SUMMARY OF SIGNIFICANT ACCOUNTING POLICIES - (Continued)

All reported capital assets, except land and construction in progress, are depreciated/amortized. Improvements are depreciated/amortized over the remaining useful lives of the related capital assets. Depreciation/amortization is computed using the straight-line method over the following useful lives:

<u>Description</u>	Governmental Activities <u>Estimated Lives</u>
Land improvements	15 - 30 years
Buildings and improvements	15 - 99 years
Furniture and equipment	5 - 20 years
Vehicles	5 - 15 years
Intangible leased assets	5 years

The District is reporting intangible right to use assets related to leased equipment. The intangible assets are being amortized in a systematic and rational manner of the shorter of the lease term or the useful life of the underlying asset.

I. Compensated Absences

Compensated absences of the District consist of vacation leave and sick leave to the extent that payments to the employee for these absences are attributable to services already rendered and are not contingent on a specific event that is outside the control of the District and the employee.

In accordance with the provisions of GASB Statement No. 16, "Accounting for Compensated Absences", a liability for vacation leave is accrued if a) the employees' rights to payment are attributable to services already rendered; and b) it is probable that the employer will compensate the employees for the benefits through paid time off or other means, such as cash payment at termination or retirement. An accrual for earned sick leave is made to the extent that it is probable that the benefits will result in termination (severance) benefits. A liability for sick leave is accrued using the vesting method; i.e., the liability is based on the sick leave accumulated at June 30, 2022, by those employees who are currently eligible to receive termination (severance) payments, as well as those employees expected to become eligible in the future, all employees at least 45 years of age with 10 years of service were considered expected to become eligible to retire in accordance with GASB Statement No. 16.

The total liability for vacation and sick leave payments has been calculated using pay rates in effect at June 30, 2022 and reduced to the maximum payment allowed by labor contract and/or statute, plus any applicable additional salary related payments.

The entire compensated absence liability is reported on the government-wide financial statements.

For governmental fund financial statements, the current portion of unpaid compensated absences is the amount expected to be paid using expendable available resources. These amounts are recorded in the account "compensated absences payable" in the fund from which the employees who have accumulated unpaid leave are paid. The noncurrent portion of the liability is not reported.

**FAIRFIELD UNION LOCAL SCHOOL DISTRICT
FAIRFIELD COUNTY, OHIO**

NOTES TO THE BASIC FINANCIAL STATEMENTS
FOR THE FISCAL YEAR ENDED JUNE 30, 2022

NOTE 2 - SUMMARY OF SIGNIFICANT ACCOUNTING POLICIES - (Continued)

J. Unamortized Bond Premium and Deferred Charges

Bond premiums are deferred and amortized over the term of the bonds using the straight-line method which approximates the effective interest method. Bond premiums are presented as an addition to the face amount of the bonds.

On the governmental fund financial statements, bond premiums are recognized in the current period. A reconciliation between the bonds face value and the amount reported on the statement of net position is presented in Note 10.A.

For bond refunds resulting in defeasance of the debt reported in the government-wide financial statements, the difference between the reacquisition price and the net carrying amount of the old debt is deferred and amortized as a component of interest expense. This accounting gain or loss is amortized over the remaining life of the old debt or the life of the new debt, whichever is shorter, and is presented as a deferred outflow of resources.

K. Accrued Liabilities and Long-Term Liabilities

All payables, accrued liabilities and long-term liabilities are reported in the government-wide financial statements.

In general, governmental fund payables and accrued liabilities that, once incurred, are paid in a timely manner and in full from current financial resources, are reported as obligations of the funds. However, claims and judgments, net pension and other postemployment benefit liabilities and compensated absences that will be paid from governmental funds are reported as a liability in the fund financial statements only to the extent that they are due for payment in the current year. Leases, bonds and long-term notes are recognized as a liability on the fund financial statements when due. Net pension/OPEB liability should be recognized in the governmental funds to the extent that benefit payments are due and payable and the pension/OPEB plan's fiduciary net position is not sufficient for payment of those benefits.

L. Net Position

Net position represents the difference between assets and deferred outflows and liabilities and deferred inflows. The net position component "net investment in capital assets," consists of capital assets, net of accumulated depreciation, reduced by the outstanding balances of any borrowing used for the acquisition, construction or improvement of those assets. Deferred outflows of resources and deferred inflows of resources that are attributable to the acquisition, construction or improvement of those assets or related debt also should be included in this component of net position. Net position is reported as restricted when there are limitations imposed on its use either through the enabling legislation adopted by the District or through external restrictions imposed by creditors, grantors or laws or regulations of other governments. The amount restricted for other purposes is restricted for miscellaneous local grants and special trust activities.

The District applies restricted resources first when an expense is incurred for purposes for which both restricted and unrestricted net position is available.

M. Fund Balance

Fund balance is divided into five classifications based primarily on the extent to which the District is bound to observe constraints imposed upon the use of the resources in the governmental funds. The classifications are as follows:

**FAIRFIELD UNION LOCAL SCHOOL DISTRICT
FAIRFIELD COUNTY, OHIO**

NOTES TO THE BASIC FINANCIAL STATEMENTS
FOR THE FISCAL YEAR ENDED JUNE 30, 2022

NOTE 2 - SUMMARY OF SIGNIFICANT ACCOUNTING POLICIES - (Continued)

Nonspendable - The nonspendable fund balance classification includes amounts that cannot be spent because they are not in spendable form or legally required to be maintained intact. The “not in spendable form” criterion includes items that are not expected to be converted to cash. It also includes the long-term amount of loans receivable in the general fund.

Restricted - Fund balance is reported as restricted when constraints are placed on the use of resources that are either externally imposed by creditors (such as through debt covenants), grantors, contributors, or laws or regulations of other governments, or imposed by law through constitutional provisions or enabling legislation.

Committed - The committed fund balance classification includes amounts that can be used only for the specific purposes imposed by a formal action (resolution) of the District Board of Education (the highest level of decision making authority). Those committed amounts cannot be used for any other purpose unless the District Board of Education removes or changes the specified use by taking the same type of action (resolution) it employed to previously commit those amounts. Committed fund balance also incorporates contractual obligations to the extent that existing resources in the fund have been specifically committed for use in satisfying those contractual requirements.

Assigned - Amounts in the assigned fund balance classification are intended to be used by the District for specific purposes, but do not meet the criteria to be classified as restricted nor committed. In governmental funds other than the general fund, assigned fund balance represents the remaining amount that is not restricted or committed. In the general fund, assigned amounts represent intended uses established by policies of the District Board of Education, which includes giving the Treasurer the authority to constrain monies for intended purposes.

Unassigned - Unassigned fund balance is the residual classification for the general fund and includes all spendable amounts not contained in the other classifications. In other governmental funds, the unassigned classification is only used to report a deficit fund balance resulting from overspending for specific purposes for which amounts had been restricted, committed, or assigned.

The District applies restricted resources first when expenditures are incurred for purposes for which restricted and unrestricted (committed, assigned, and unassigned) fund balance is available. Similarly, within unrestricted fund balance, committed amounts are reduced first followed by assigned, and then unassigned amounts when expenditures are incurred for purposes for which amounts in any of the unrestricted fund balance classifications could be used.

N. Operating Revenues and Expenses

Operating revenues are those revenues that are generated directly from the primary activity of the proprietary fund. For the District, these revenues are charges for services for the self-insurance program. Operating expenses are necessary costs incurred to provide the self-insurance service that is the primary activity of that fund. All revenues and expenses not meeting these definitions are classified as nonoperating.

O. Interfund Transactions

Exchange transactions between funds are reported as revenues in the seller funds and as expenditures in the purchaser funds. Flows of cash or goods from one fund to another without a requirement for repayment are reported as interfund transfers. Interfund transfers are reported as other financing sources/uses in governmental funds. Repayments from funds responsible for particular expenditures to the funds that initially paid for them are not presented on the financial statements. On fund financial statements, receivables and payables resulting from short-term interfund loans are classified as “due to/from other funds”. These amounts are eliminated in the governmental activities column on the statement of net position.

**FAIRFIELD UNION LOCAL SCHOOL DISTRICT
FAIRFIELD COUNTY, OHIO**

NOTES TO THE BASIC FINANCIAL STATEMENTS
FOR THE FISCAL YEAR ENDED JUNE 30, 2022

NOTE 2 - SUMMARY OF SIGNIFICANT ACCOUNTING POLICIES - (Continued)

P. Pensions/Other Postemployment Benefits (OPEB)

For purposes of measuring the net pension/OPEB liability, net OPEB asset, deferred outflows of resources and deferred inflows of resources related pensions/OPEB, and pension/OPEB expense, information about the fiduciary net position of the pension/OPEB plans and additions to/deductions from their fiduciary net position have been determined on the same basis as they are reported by the pension/OPEB plan. For this purpose, benefit payments (including refunds of employee contributions) are recognized when due and payable in accordance with the benefit terms. The pension/OPEB plans report investments at fair value.

Q. Extraordinary and Special Items

Extraordinary items are transactions or events that are both unusual in nature and infrequent in occurrence. Special items are transactions or events that are within the control of the Board of Education and that are either unusual in nature or infrequent in occurrence. For the fiscal year 2022, the District reported no special or extraordinary items.

R. Prepayments

Certain payments to vendors reflect the costs applicable to future accounting periods and are recorded as prepaid items in both government-wide and fund financial statements. These items are reported as assets on the balance sheet using the consumption method. A current asset for the prepaid amounts is recorded at the time of the purchase and the expenditure/expense is reported in the year in which services are consumed.

On the fund financial statements, reported prepayments is equally offset by nonspendable fund balance in the governmental funds which indicates that it does not constitute available spendable resources even though it is a component of net current assets.

S. Estimates

The preparation of financial statements in conformity with generally accepted accounting principles requires management to make estimates and assumptions that affect the amounts reported on the financial statements and accompanying notes. Actual results may differ from those estimates.

T. Budgetary Process

All funds, other than the custodial fund, are legally required to be budgeted and appropriated. The major documents prepared are the tax budget, the appropriation resolution and the certificate of estimated resources, which are prepared on the budgetary basis of accounting. The tax budget demonstrates a need for existing or increased tax rates. The certificate of estimated resources establishes a limit on the amounts that the Board of Education may appropriate. The appropriation resolution is the Board's authorization to spend resources and sets annual limits on expenditures plus encumbrances at a level of control selected by the Board. The legal level of control has been established by the Board of Education at the fund level, although the District Treasurer has been authorized to allocate Board appropriations to the function and object level within each fund and function. The District has elected to present budgetary statement comparisons at the fund and function level of expenditures.

The certificate of estimated resources may be amended during the year if projected increases or decreases in revenue are identified by the District Treasurer. The amounts reported as the original budgeted amounts in the budgetary statements reflect the amounts in the certificate when the appropriations were adopted. The amounts reported as the final budgeted amounts in the budgetary statements reflect the amounts in the final amended certificate issued during fiscal year 2022.

**FAIRFIELD UNION LOCAL SCHOOL DISTRICT
FAIRFIELD COUNTY, OHIO**

NOTES TO THE BASIC FINANCIAL STATEMENTS
FOR THE FISCAL YEAR ENDED JUNE 30, 2022

NOTE 2 - SUMMARY OF SIGNIFICANT ACCOUNTING POLICIES - (Continued)

The appropriation resolution is subject to amendment by the Board throughout the year with the restriction that appropriations may not exceed estimated revenues. The amounts reported as the original budgeted amounts reflect the first appropriation for that fund that covered the entire fiscal year, including amounts automatically carried over from prior years. The amounts reported as the final budgeted amounts represent the final appropriation amounts passed by the Board during the year.

U. Fair Value

The District categorizes its fair value measurements within the fair value hierarchy established by generally accepted accounting principles. The hierarchy is based on the valuation inputs used to measure the fair value of the asset. Level 1 inputs are quoted prices in active markets for identical assets; Level 2 inputs are significant other observable inputs; Level 3 inputs are significant unobservable inputs.

NOTE 3 - ACCOUNTABILITY AND COMPLIANCE

A. Change in Accounting Principles

For fiscal year 2022, the District has implemented GASB Statement No. 87, "Leases", GASB Implementation Guide 2019-3, "Leases", GASB Statement No. 89, "Accounting for Interest Cost Incurred before the End of a Construction Period", GASB Implementation Guide 2020-1, "Implementation Guide Update - 2020", GASB Statement No. 92, "Omnibus 2020", GASB Statement No. 93, "Replacement of Interbank Offered Rates", GASB Statement No. 97, "Certain Component Unit Criteria, and Accounting and Financial Reporting for Internal Revenue Code Section 457 Deferred Compensation Plans—an amendment of GASB Statements No. 14 and No. 84, and a supersession of GASB Statement No. 32" and certain paragraphs of GASB Statement No. 99, "Omnibus 2022".

GASB Statement No. 87 and GASB Implementation Guide 2019-3 enhance the relevance and consistency of information of the government's leasing activities. It establishes requirements for lease accounting based on the principle that leases are financings of the right to use an underlying asset. A lessee is required to recognize a lease liability and an intangible right to use lease asset, and a lessor is required to recognize a lease receivable and a deferred inflow of resources. These changes were incorporated in the District's fiscal year 2022 financial statements.

GASB Statement No. 89 establishes accounting requirements for interest cost incurred before the end of a construction period. GASB Statement No. 89 requires that interest cost incurred before the end of a construction period be recognized as an expense in the period in which the cost is incurred for financial statements prepared using the economic resources measurement focus. GASB Statement No. 89 also reiterates that financial statements prepared using the current financial resources measurement focus, interest cost incurred before the end of a construction period should be recognized as an expenditure on a basis consistent with governmental fund accounting principles. The implementation of GASB Statement No. 89 did not have an effect on the financial statements of the District.

GASB Implementation Guide 2020-1 provides clarification on issues related to previously established GASB guidance. The implementation of GASB Implementation Guide 2020-1 did not have an effect on the financial statements of the District.

GASB Statement No. 92 enhances comparability in accounting and financial reporting and to improve the consistency of authoritative literature by addressing practice issues that have been identified during implementation and application of certain GASB Statements. The implementation of GASB Statement No. 92 did not have an effect on the financial statements of the District.

**FAIRFIELD UNION LOCAL SCHOOL DISTRICT
FAIRFIELD COUNTY, OHIO**

NOTES TO THE BASIC FINANCIAL STATEMENTS
FOR THE FISCAL YEAR ENDED JUNE 30, 2022

NOTE 3 - ACCOUNTABILITY AND COMPLIANCE - (Continued)

GASB Statement No. 93 establishes accounting and financial reporting requirements related to the replacement of Interbank Offered Rates (IBORs) in hedging derivative instruments and leases. It also identifies appropriate benchmark interest rates for hedging derivative instruments. The implementation of GASB Statement No. 93 did not have an effect on the financial statements of the District.

GASB Statement No. 97 is to (1) increase consistency and comparability related to the reporting of fiduciary component units in circumstances in which a potential component unit does not have a governing board and the primary government performs the duties that a governing board typically would perform; (2) mitigate costs associated with the reporting of certain defined contribution pension plans, defined contribution other postemployment benefit (OPEB) plans, and employee benefit plans other than pension plans or OPEB plans (other employee benefit plans) as fiduciary component units in fiduciary fund financial statements; and (3) enhance the relevance, consistency, and comparability of the accounting and financial reporting for Internal Revenue Code (IRC) Section 457 deferred compensation plans (Section 457 plans) that meet the definition of a pension plan and for benefits provided through those plans. The implementation of GASB Statement No. 97 did not have an effect on the financial statements of the District.

GASB Statement No. 99 to enhance comparability in accounting and financial reporting and to improve the consistency of authoritative literature by addressing (1) practice issues that have been identified during implementation and application of certain GASB Statements and (2) accounting and financial reporting for financial guarantees. The implementation of GASB Statement No. 99 did not have an effect on the financial statements of the District.

B. Nonmajor Deficit Fund Balances

Nonmajor governmental fund balances at June 30, 2022 included the following individual fund deficits:

<u>Nonmajor funds</u>	<u>Deficit</u>
Title I	\$ 2,429
IDEA handicapped preschool	8,241

The general fund is liable for any deficit in these funds and provides transfers when cash is required, not when accruals occur. The deficit fund balances resulted from adjustments for accrued liabilities.

C. Restatement of Net Position

The District has restated net position at July 1, 2021 due to the correction of errors and omissions in capital asset balances that were previously reported. See Note 9 for more detail. The restatement had the following effect on net position at July 1, 2021:

	<u>Governmental Activities</u>
Net position as previously reported	\$ 45,743,410
Adjustment for capital assets	<u>142,953</u>
Restated net position at July 1, 2021	<u>\$ 45,886,363</u>

**FAIRFIELD UNION LOCAL SCHOOL DISTRICT
FAIRFIELD COUNTY, OHIO**

NOTES TO THE BASIC FINANCIAL STATEMENTS
FOR THE FISCAL YEAR ENDED JUNE 30, 2022

NOTE 4 - DEPOSITS AND INVESTMENTS

The District maintains a cash and investment pool used by all funds. Each fund type's portion of this pool is displayed on the basic financial statements as "equity in pooled cash and cash equivalents". Statutes require the classification of monies held by the District into three categories.

Active deposits are public deposits necessary to meet current demands on the treasury. Such monies must be maintained either as cash in the District treasury, in commercial accounts payable or withdrawable on demand, including negotiable order of withdrawal (NOW) accounts, or in money market deposit accounts.

Inactive deposits are public deposits the Board of Education has identified as not required for use within the current five-year period of designation of depositories. Inactive deposits must either be evidenced by certificates of deposit maturing not later than the end of the current period of designation of depositories, or by savings or deposit accounts including, but not limited to, passbook accounts.

Interim deposits are deposits of interim monies. Interim monies are those monies which are not needed for immediate use, but which will be needed before the end of the current period of designation of depositories.

Interim deposits must be evidenced by time certificates of deposit maturing not more than one year from the date of deposit or by savings accounts, including passbook accounts.

Interim monies may be deposited or invested in the following securities:

1. United States Treasury Notes, Bills, Bonds, or any other obligation or security issued by the United States Treasury or any other obligation guaranteed as to principal and interest by the United States;
2. Bonds, notes, debentures, or any other obligations or securities issued by any federal government agency or instrumentality, including, but not limited to, the Federal National Mortgage Association, Federal Home Loan Bank, Federal Farm Credit Bank, Federal Home Loan Mortgage Corporation, and Government National Mortgage Association. All federal agency securities shall be direct issuances of federal government agencies or instrumentalities;
3. Written repurchase agreements in the securities listed above provided that the fair value of the securities subject to the repurchase agreement must exceed the principal value of the agreement by at least two percent and be marked to market daily and that the term of the agreement must not exceed thirty days;
4. Bonds and other obligations of the State of Ohio, and with certain limitations including a requirement for maturity within ten years from the date of settlement, bonds and other obligations of political subdivisions of the State of Ohio, if training requirements have been met;
5. Time certificates of deposit or savings or deposit accounts including, but not limited to, passbook accounts;
6. No-load money market mutual funds consisting exclusively of obligations described in items (1) and (2) above and repurchase agreements secured by such obligations, provided that investments in securities described in this division are made only through eligible institutions;
7. The State Treasurer's investment pool, the State Treasury Asset Reserve of Ohio (STAR Ohio);
8. Certain bankers' acceptances (for a period not to exceed one hundred eighty days) and commercial paper notes (for a period not to exceed two hundred seventy days) in an amount not to exceed 40 percent of the interim monies available for investment at any one time if training requirements have been met; and,

**FAIRFIELD UNION LOCAL SCHOOL DISTRICT
FAIRFIELD COUNTY, OHIO**

NOTES TO THE BASIC FINANCIAL STATEMENTS
FOR THE FISCAL YEAR ENDED JUNE 30, 2022

NOTE 4 - DEPOSITS AND INVESTMENTS - (Continued)

Protection of the deposits is provided by the Federal Deposit Insurance Corporation (FDIC), by eligible securities pledged by the financial institution as security for repayment, or by the financial institutions participation in the Ohio Pooled Collateral System (OPCS), a collateral pool of eligible securities deposited with a qualified trustee and pledged to the Treasurer of State to secure the repayment of all public monies deposited in the financial institution.

Investments in stripped principal or interest obligations, reverse repurchase agreements and derivatives are prohibited. The issuance of taxable notes for the purpose of arbitrage, the use of leverage and short selling are also prohibited. Except as noted above, an investment must mature within five years from the date of purchase unless matched to a specific obligation or debt of the District, and must be purchased with the expectation that it will be held to maturity. Investments may only be made through specified dealers and institutions. Payment for investments may be made only upon delivery of the securities representing the investments to the Treasurer or, if the securities are not represented by a certificate, upon receipt of confirmation of transfer from the custodian.

A. Deposits with Financial Institutions

At June 30, 2022, the carrying amount of all District deposits was \$7,712,582. Based on the criteria described in GASB Statement No. 40, "Deposits and Investment Risk Disclosures", as of June 30, 2022, \$7,618,090 of the District's bank balance of \$7,868,090 was exposed to custodial risk as discussed below, while \$250,000 was covered by the FDIC.

Custodial credit risk is the risk that, in the event of bank failure, the District will not be able to recover deposits or collateral securities that are in the possession of an outside party. The District has no deposit policy for custodial credit risk beyond the requirements of State statute. Ohio law requires that deposits either be insured or protected by (1) eligible securities pledged to the District and deposited with a qualified trustee by the financial institution as security for repayment whose fair value at all times shall be at least 105 percent of the deposits being secured, or (2) participation in the Ohio Pooled Collateral System (OPCS), a collateral pool of eligible securities deposited with a qualified trustee and pledged to the Treasurer of State to secure the repayment of all public monies deposited in the financial institution. OPCS requires the total fair value of the securities pledged to be 102 percent of the deposits being secured or a rate set by the Treasurer of State. Although all statutory requirements for the deposit of money had been followed, noncompliance with Federal requirements could potentially subject the District to a successful claim by the FDIC.

THIS SPACE IS LEFT INTENTIONALLY BLANK

**FAIRFIELD UNION LOCAL SCHOOL DISTRICT
FAIRFIELD COUNTY, OHIO**

NOTES TO THE BASIC FINANCIAL STATEMENTS
FOR THE FISCAL YEAR ENDED JUNE 30, 2022

NOTE 4 - DEPOSITS AND INVESTMENTS - (Continued)

B. Investments

As of June 30, 2022, the District had the following investment and maturity:

Measurement/ <u>Investment type</u>	Measurement <u>Value</u>	<u>Investment Maturities</u>				
		6 months <u>or less</u>	7 to 12 <u>months</u>	13 to 18 <u>months</u>	19 to 24 <u>months</u>	24 months <u>or greater</u>
<i>Fair Value:</i>						
FHLMC	\$ 687,758	\$ -	\$ -	\$ -	\$ -	\$ 687,758
FNMA	1,160,383	-	-	-	-	1,160,383
FAMC	473,246	-	-	-	-	473,246
FFCB	351,549	-	112,209	-	-	239,340
FHLB	2,169,971	-	-	-	-	2,169,971
U.S. Government						
money market fund	1,106,961	1,106,961	-	-	-	-
Negotiable CDs	7,444,252	476,736	1,930,461	722,704	2,401,373	1,912,978
Commercial paper	3,903,696	3,658,051	245,645	-	-	-
U.S. Treasury notes	3,181,890	-	496,671	487,540	-	2,197,679
Corporate bond	246,628	-	-	-	-	246,628
Total	\$ 20,726,334	\$ 5,241,748	\$ 2,784,986	\$ 1,210,244	\$ 2,401,373	\$ 9,087,983

The weighted average of maturity of investments is 1.89 years.

The District's investments in U.S. Government money market mutual funds are valued using quoted market prices in active markets (Level 1 inputs). The District's investments in negotiable certificates of deposit, federal agency securities, U.S. Treasury notes, a corporate bond and commercial paper are valued using quoted market prices that are not considered to be active, dealer quotations or alternative pricing sources for similar assets or liabilities for which all significant inputs are observable, either directly or indirectly (Level 2 inputs).

Interest Rate Risk: As a means of limiting its exposure to fair value losses arising from rising interest rates and according to State law, the District's investment policy limits investment portfolio maturities to five years or less.

Credit Risk: The District's investments in commercial paper were rated P-1 by Moody's Investor Services. The District's investments in federal agency securities, U.S. Treasury notes, and a corporate bond were rated AA+ and Aaa by Standard & Poor's and Moody's Investor Services, respectively. Standard & Poor's as assigned the U.S. Government money market an AAAM money market rating. The negotiable CD's are fully covered by the FDIC and are not rated. The District's investment policy does not specifically address credit risk beyond the adherence to all relevant sections of the Ohio Revised Code.

Custodial Credit Risk: For an investment, custodial credit risk is the risk that, in the event of the failure of the counterparty, the District will not be able to recover the value of its investments or collateral securities that are in the possession of an outside party. The District has no investment policy dealing with investment custodial risk beyond the requirement in State statute that prohibits payment for investments prior to the delivery of the securities representing such investments to the Treasurer or qualified trustee.

**FAIRFIELD UNION LOCAL SCHOOL DISTRICT
FAIRFIELD COUNTY, OHIO**

NOTES TO THE BASIC FINANCIAL STATEMENTS
FOR THE FISCAL YEAR ENDED JUNE 30, 2022

NOTE 4 - DEPOSITS AND INVESTMENTS - (Continued)

Concentration of Credit Risk: The District places no limit on the amount that may be invested in any one issuer. The following table includes the percentage of each investment type held by the District at June 30, 2022:

<u>Measurement/ Investment type</u>	<u>Measurement Value</u>	<u>% of Total</u>
<i>Fair Value:</i>		
FHLMC	\$ 687,758	3.32
FNMA	1,160,383	5.60
FAMC	473,246	2.28
FFCB	351,549	1.70
FHLB	2,169,971	10.47
U.S. Government money market fund	1,106,961	5.34
Negotiable CDs	7,444,252	35.92
Commercial paper	3,903,696	18.83
U.S. Treasury notes	3,181,890	15.35
Corporate bond	<u>246,628</u>	<u>1.19</u>
Total	<u>\$ 20,726,334</u>	<u>100.00</u>

C. Reconciliation of Cash and Investments to the Statement of Net Position

The following is a reconciliation of cash and investments as reported in the note above to cash and investments as reported on the statement of net position as of June 30, 2022:

<u>Cash and investments per note</u>	
Carrying amount of deposits	\$ 7,712,582
Investments	<u>20,726,334</u>
Total	<u>\$ 28,438,916</u>
 <u>Cash and investments per statement of net position</u>	
Governmental activities	<u>\$ 28,438,916</u>

NOTE 5 - INTERFUND TRANSACTIONS

A. Interfund Transfers

Interfund transfers for the year ended June 30, 2022, consisted of the following, as reported on the fund financial statement:

<u>Transfers from general fund to:</u>	<u>Amount</u>
Bond Retirement	<u>\$ 2,304,769</u>

Transfers are used to (1) move revenues from the fund that statute or budget requires to collect them to the fund that statute or budget requires to expend them, and (2) use unrestricted revenues collected in the general fund to finance various programs accounted for in other funds in accordance with budgetary authorizations. All transfers were made in compliance with Ohio Revised Code Sections 5705.14, 5705.15 and 5705.16.

**FAIRFIELD UNION LOCAL SCHOOL DISTRICT
FAIRFIELD COUNTY, OHIO**

NOTES TO THE BASIC FINANCIAL STATEMENTS
FOR THE FISCAL YEAR ENDED JUNE 30, 2022

NOTE 5 - INTERFUND TRANSACTIONS - (Continued)

B. Interfund Loan Balances

Interfund loan balances for the year ended June 30, 2022, consisted of the following, as reported on the fund financial statement:

<u>Due to the general fund from:</u>	<u>Amount</u>
ESSER	\$ 998,215
Nonmajor governmental funds	69,341
Total	<u>\$ 1,067,556</u>

The primary purpose of the amount due to the general fund from the ESSER and nonmajor governmental funds was to eliminate negative cash balances. The amount will be repaid once received.

The District may maintain negative cash balances in nonmajor special revenue funds if two criteria are met: (1) the general fund must have available and unencumbered funds to cover the negative amounts; and (2) a reimbursement request must have been submitted by fiscal year-end. The District met these two requirements for these funds and is in compliance with Ohio Revised Code Section 3315.20.

Amounts due to/from between governmental funds are eliminated on the government-wide statements.

NOTE 6 - SCHOOL INCOME TAXES

The District currently benefits from a 2.00% income tax, which is assessed on all residents of the District. The District apportions the proceeds to the general fund and earmarks a portion to be used for classroom facilities maintenance (a nonmajor governmental fund). During fiscal year 2022, the District received \$6,636,547 from the school income tax on the government-wide financial statements.

NOTE 7 - PROPERTY TAXES

Property taxes are levied and assessed on a calendar year basis while the District fiscal year runs from July through June. First half tax collections are received by the District in the second half of the fiscal year. Second half tax distributions occur in the first half of the following fiscal year.

Property taxes include amounts levied against all real property and public utility property. Real property tax revenues received in calendar year 2022 represent the collection of calendar year 2021 taxes. Real property taxes received in calendar year 2022 were levied after April 1, 2021, on the assessed values as of January 1, 2021, the lien date. Assessed values for real property taxes are established by State statute at 35 percent of appraised fair value. Real property taxes are payable annually or semiannually. If paid annually, payment is due December 31; if paid semiannually, the first payment is due December 31, with the remainder payable by June 20. Under certain circumstances, State statute permits alternate payment dates to be established. Public utility property tax revenues received in calendar year 2022 represent the collection of calendar year 2021 taxes. Public utility real and personal property taxes received in calendar year 2022 became a lien on December 31, 2020, were levied after April 1, 2021, and are collected with real property taxes. Public utility real property is assessed at 35 percent of true value; public utility tangible personal property is currently assessed at varying percentages of true value.

**FAIRFIELD UNION LOCAL SCHOOL DISTRICT
FAIRFIELD COUNTY, OHIO**

NOTES TO THE BASIC FINANCIAL STATEMENTS
FOR THE FISCAL YEAR ENDED JUNE 30, 2022

NOTE 7 - PROPERTY TAXES - (Continued)

The District receives property taxes from Fairfield, Hocking and Perry Counties. The County Auditor periodically advances to the District its portion of the taxes collected. Second-half real property tax payments collected by the County by June 30, 2022, are available to finance fiscal year 2022 operations. The amount available as an advance at June 30, 2022 was \$295,191 in the general fund, \$26,453 in the bond retirement fund and \$12,135 in the permanent improvement fund (a nonmajor governmental fund). This amount is recorded as revenue. The amount available for advance at June 30, 2021 was \$503,560 in the general fund, \$45,126 in the bond retirement fund and \$20,731 in the permanent improvement fund (a nonmajor governmental fund). The amount of second-half real property taxes available for advance at fiscal year-end can vary based on the date the tax bills are sent.

Accrued property taxes receivable includes real property, public utility property and delinquent tangible personal property taxes which are measurable as of June 30, 2022 and for which there is an enforceable legal claim. Although total property tax collections for the next fiscal year are measurable, only the amount of real property taxes available as an advance at June 30 was levied to finance current fiscal year operations and is reported as revenue at fiscal year-end. The portion of the receivable not levied to finance current fiscal year operations is offset by a credit to deferred inflows.

On the accrual basis of accounting, collectible delinquent property taxes have been recorded as a receivable and revenue, while on a modified accrual basis of accounting the revenue has been reported as a deferred inflow.

The assessed values upon which the fiscal year 2022 taxes were collected are:

	2021 Second Half Collections		2022 First Half Collections	
	<u>Amount</u>	<u>Percent</u>	<u>Amount</u>	<u>Percent</u>
Agricultural/residential and other real estate	\$ 267,966,490	84.20	\$ 271,736,700	79.22
Public utility personal	<u>50,290,460</u>	<u>15.80</u>	<u>71,283,680</u>	<u>20.78</u>
Total	<u>\$ 318,256,950</u>	<u>100.00</u>	<u>\$ 343,020,380</u>	<u>100.00</u>
Tax rate per \$1,000 of assessed valuation	\$ 44.20		\$ 44.20	

NOTE 8 - RECEIVABLES

Receivables at June 30, 2022 consisted of taxes, accrued interest and intergovernmental grants and entitlements. All receivables are considered collectible in full due to the ability to foreclose for the nonpayment of taxes, the stable condition of State programs and the current year guarantee of federal funds. A summary of the principal items of receivables reported on the statement of net position follows:

Governmental activities:

Property taxes	\$ 8,017,712
Income taxes	2,942,684
Accrued interest	36,954
Intergovernmental	<u>1,252,863</u>
Total	<u>\$ 12,250,213</u>

Receivables have been disaggregated on the face of the basic financial statements. All receivables are expected to be collected within the subsequent year.

**FAIRFIELD UNION LOCAL SCHOOL DISTRICT
FAIRFIELD COUNTY, OHIO**

NOTES TO THE BASIC FINANCIAL STATEMENTS
FOR THE FISCAL YEAR ENDED JUNE 30, 2022

NOTE 9 - CAPITAL ASSETS

Capital assets at July 1, 2021 have been restated due to errors and omissions reported in prior years. Capital asset activity for the fiscal year ended June 30, 2022, was as follows:

	<u>Balance</u> <u>06/30/21</u>	<u>Adjustments</u>	<u>Restated</u> <u>Balance</u> <u>07/01/21</u>
Governmental activities:			
<i>Capital assets, not being depreciated/amortized:</i>			
Land	\$ 356,747	\$ 645,605	\$ 1,002,352
Total capital assets, not being depreciated/amortized	<u>356,747</u>	<u>645,605</u>	<u>1,002,352</u>
<i>Capital assets, being depreciated/amortized:</i>			
Land improvements	1,892,905	(126,451)	1,766,454
Buildings and improvements	64,712,715	-	64,712,715
Furniture and equipment	2,425,474	(922,358)	1,503,116
Vehicles	1,995,938	(110,464)	1,885,474
Intangible right to use	-	234,588	234,588
Library books and textbooks	494,837	(494,837)	-
Total capital assets, being depreciated/amortized	<u>71,521,869</u>	<u>(1,419,522)</u>	<u>70,102,347</u>
<i>Less: accumulated depreciation/amortization:</i>			
Land improvements	(950,491)	175,585	(774,906)
Buildings and improvements	(7,091,029)	(303,239)	(7,394,268)
Furniture and equipment	(1,609,249)	526,432	(1,082,817)
Vehicles	(1,270,585)	257,843	(1,012,742)
Intangible right to use	-	(234,588)	(234,588)
Library books and textbooks	(494,837)	494,837	-
Total accumulated depreciation/amortization	<u>(11,416,191)</u>	<u>916,870</u>	<u>(10,499,321)</u>
Governmental activities capital assets, net	<u>\$ 60,462,425</u>	<u>\$ 142,953</u>	<u>\$ 60,605,378</u>

**FAIRFIELD UNION LOCAL SCHOOL DISTRICT
FAIRFIELD COUNTY, OHIO**

NOTES TO THE BASIC FINANCIAL STATEMENTS
FOR THE FISCAL YEAR ENDED JUNE 30, 2022

NOTE 9 - CAPITAL ASSETS - (Continued)

	<u>Restated Balance 07/01/21</u>	<u>Additions</u>	<u>Deductions</u>	<u>Balance 06/30/22</u>
Governmental activities:				
<i>Capital assets, not being depreciated/amortized:</i>				
Land	\$ 1,002,352	\$ -	\$ -	\$ 1,002,352
Construction in progress	-	99,668	-	99,668
Total capital assets, not being depreciated/amortized	<u>1,002,352</u>	<u>99,668</u>	<u>-</u>	<u>1,102,020</u>
<i>Capital assets, being depreciated/amortized:</i>				
Land improvements	1,766,454	-	-	1,766,454
Buildings and improvements	64,712,715	62,752	-	64,775,467
Furniture and equipment	1,503,116	158,109	-	1,661,225
Vehicles	1,885,474	277,500	-	2,162,974
Intangible right to use	234,588	364,925	(234,588)	364,925
Total capital assets, being depreciated/amortized	<u>70,102,347</u>	<u>863,286</u>	<u>(234,588)</u>	<u>70,731,045</u>
<i>Less: accumulated depreciation/amortization:</i>				
Land improvements	(774,906)	(63,399)	-	(838,305)
Buildings and improvements	(7,394,268)	(772,039)	-	(8,166,307)
Furniture and equipment	(1,082,817)	(71,514)	-	(1,154,331)
Vehicles	(1,012,742)	(184,937)	-	(1,197,679)
Intangible right to use	(234,588)	(42,575)	234,588	(42,575)
Total accumulated depreciation/amortization	<u>(10,499,321)</u>	<u>(1,134,464)</u>	<u>234,588</u>	<u>(11,399,197)</u>
Governmental activities capital assets, net	<u>\$ 60,605,378</u>	<u>\$ (171,510)</u>	<u>\$ -</u>	<u>\$ 60,433,868</u>

Depreciation/amortization expense was charged to governmental functions as follows:

<u>Instruction:</u>	
Regular	\$ 461,903
Special	35,152
Vocational	19,279
<u>Support services:</u>	
Pupil	26,851
Instructional staff	63,084
Administration	30,211
Fiscal	45,402
Operations and maintenance	65,145
Pupil transportation	180,179
Extracurricular activities	133,903
Food service operations	73,355
Total depreciation/amortization expense	<u>\$ 1,134,464</u>

**FAIRFIELD UNION LOCAL SCHOOL DISTRICT
FAIRFIELD COUNTY, OHIO**

NOTES TO THE BASIC FINANCIAL STATEMENTS
FOR THE FISCAL YEAR ENDED JUNE 30, 2022

NOTE 10 - LONG-TERM OBLIGATIONS

A. During fiscal year 2022, the following changes occurred in governmental activities long-term obligations.

	Interest <u>Rate</u>	Balance <u>07/01/21</u>	<u>Increase</u>	<u>Decrease</u>	Balance <u>06/30/22</u>	Amount Due in <u>One Year</u>
Governmental activities:						
<u>General obligation bonds:</u>						
Series 2014 refunding bonds	1.0 - 3.0%	\$ 7,135,000	\$ -	\$ (1,040,000)	\$ 6,095,000	\$ 1,095,000
Series 2015 refunding bonds	1.0 - 3.0%	4,470,000	-	(45,000)	4,425,000	15,000
Series 2020 refunding bonds	1.85%	6,649,000	-	(382,000)	6,267,000	392,000
Total general obligation bonds		<u>18,254,000</u>	<u>-</u>	<u>(1,467,000)</u>	<u>16,787,000</u>	<u>1,502,000</u>
<u>Other long-term obligations:</u>						
Net pension liability	N/A	23,389,940	-	(10,559,953)	12,829,987	-
Net OPEB liability	N/A	1,792,921	-	(115,054)	1,677,867	-
Leases payable	6.59%	29,835	364,925	(66,495)	328,265	66,210
Financed purchase agreement - Direct borrowing	3.50%	955,000	-	(72,000)	883,000	74,000
Compensated absences	N/A	923,221	312,839	(103,918)	1,132,142	27,892
Total governmental activities		<u>\$ 45,344,917</u>	<u>\$ 677,764</u>	<u>\$ (12,384,420)</u>	33,638,261	<u>\$ 1,670,102</u>
Add: unamortized premium on bonds					<u>220,136</u>	
Total on statement of net position					<u>\$ 33,858,397</u>	

The District's bonds are paid from the bond retirement fund. The leases and financed purchase agreement are paid from the general fund. The compensated absences are paid from the fund from which the respective employees' salaries are paid. See Note 13 for detail on the net pension liability. See Note 14 for detail on net OPEB liability.

Series 2014 Refunding Bonds: On June 10, 2014, the District issued general obligation bonds (Series 2014 Refunding Bonds) to advance refund \$3,635,000 of the series 2006A general obligation bonds and \$5,215,000 of the series 2007 general obligation bonds.

The issuance proceeds were used to purchase securities which were placed in an irrevocable trust to provide resources for all future debt service payments on the refunded debt. This refunded debt is considered defeased (in-substance) and accordingly, has been removed from the statement of net position.

The refunding issue is comprised of current interest bonds, par value \$9,365,000. The interest rates on the current interest bonds range from 1.0% to 3.0%. Interest payments of the current interest bonds are due on June 1 and December 1 of each year. The final maturity date stated on the issue is December 1, 2026.

The reacquisition price exceeded the net carrying amount of the old debt by \$788,231. This amount is being netted against the new debt and amortized over the remaining life of the refunded debt, which is equal to the life of the new debt issued.

Series 2015 Refunding Bonds: On February 2, 2015, the District issued general obligation bonds (Series 2015 Refunding Bonds) to advance refund \$2,435,000 of series 2006A general obligation bonds and \$3,360,000 of series 2007 general obligation bonds.

The issuance proceeds were used to purchase securities which were placed in an irrevocable trust to provide resources for all future debt service payments on the refunded debt. This refunded debt is considered defeased (in-substance) and accordingly, has been removed from the statement of net position.

**FAIRFIELD UNION LOCAL SCHOOL DISTRICT
FAIRFIELD COUNTY, OHIO**

NOTES TO THE BASIC FINANCIAL STATEMENTS
FOR THE FISCAL YEAR ENDED JUNE 30, 2022

NOTE 10 - LONG-TERM OBLIGATIONS - (Continued)

The refunding issue is comprised of current interest bonds, par value \$6,210,000. The interest rates on the current interest bonds range from 1.0% to 3.0%. Interest payments of the current interest bonds are due on June 1 and December 1 of each year. The final maturity date stated on the issue is December 1, 2029.

The reacquisition price exceeded the net carrying amount of the old debt by \$390,972. This amount is being netted against the new debt and amortized over the remaining life of the refunded debt, which is equal to the life of the new debt issued.

Series 2020 Refunding Bonds: On March 3, 2020, the District issued general obligation bonds (Series 2020 Refunding Bonds) to currently refund \$6,990,000 of the series 2012 refunding bonds.

The issuance proceeds were used to purchase securities which were placed in an irrevocable trust to provide resources for all future debt service payments on the refunded debt. This refunded debt is considered defeased (in-substance) and accordingly, has been removed from the statement of net position.

The refunding issue is comprised of current interest bonds, par value \$6,990,000. The interest rate on the current interest bonds is 1.85%. Interest payments of the current interest bonds are due on June 1 and December 1 of each year. The final maturity date stated on the issue is December 1, 2033.

This advance refunding was undertaken to reduce the combined total debt service payments over the next 14 years by \$541,629 and resulted in a net position value economic gain of \$409,439.

The Bonds are subject to mandatory sinking fund redemption at a redemption price of 100% of the principal amount to be redeemed, plus accrued interest to the date of redemption, on December 1 of the years and in the respective principal amounts as follows:

<u>Year</u>	<u>Principal Amount to be Redeemed</u>
2022	\$ 392,000
2023	415,000
2024	438,000
2025	460,000
2026	482,000
2027	510,000
2028	531,000
2029	557,000
2030	581,000
2031	610,000
2032	632,000

The remaining principal amount of the bonds (\$659,000) will be paid at stated maturity on December 1, 2033.

**FAIRFIELD UNION LOCAL SCHOOL DISTRICT
FAIRFIELD COUNTY, OHIO**

NOTES TO THE BASIC FINANCIAL STATEMENTS
FOR THE FISCAL YEAR ENDED JUNE 30, 2022

NOTE 10 - LONG-TERM OBLIGATIONS - (Continued)

The annual requirements to retire the general obligation bonds outstanding at June 30, 2022 are as follows:

Fiscal Year Ending June 30	Series 2014 Refunding Bonds			Series 2015 Refunding Bonds		
	Principal	Interest	Total	Principal	Interest	Total
2023	\$ 1,095,000	\$ 175,388	\$ 1,270,388	\$ 15,000	\$ 132,750	\$ 147,750
2024	1,170,000	138,300	1,308,300	20,000	132,300	152,300
2025	1,260,000	96,000	1,356,000	20,000	131,700	151,700
2026	1,265,000	58,125	1,323,125	20,000	131,100	151,100
2027	1,305,000	19,575	1,324,575	20,000	130,500	150,500
2028-2030	-	-	-	4,330,000	262,500	4,592,500
Total	\$ 6,095,000	\$ 487,388	\$ 6,582,388	\$ 4,425,000	\$ 920,850	\$ 5,345,850

Fiscal Year Ending June 30	Series 2020 Refunding Bonds		
	Principal	Interest	Total
2023	\$ 392,000	\$ 112,314	\$ 504,314
2024	415,000	104,849	519,849
2025	438,000	96,959	534,959
2026	460,000	88,652	548,652
2027	482,000	79,939	561,939
2028 - 2032	2,789,000	253,032	3,042,032
2033 - 2034	1,291,000	24,134	1,315,134
Total	\$ 6,267,000	\$ 759,879	\$ 7,026,879

Leases payable - The District has entered into lease agreements for the use of right to use equipment. Due to the implementation of GASB Statement No. 87, the District will report an intangible capital asset and corresponding liability for the future scheduled payments under the leases. Payments have been reclassified and are reflected as debt service expenditures in the fund financial statements for the governmental funds. These expenditures are reflected as program/function expenditures on a budgetary basis. The lease payments will be paid from the general fund.

The District has entered into a lease agreement for copier equipment with terms as follows:

Company	Lease	Years	Lease	Payment
	Commencement		End	Method
	Date		Date	
Modern Office Methods	2021	5	2026	Monthly

**FAIRFIELD UNION LOCAL SCHOOL DISTRICT
FAIRFIELD COUNTY, OHIO**

NOTES TO THE BASIC FINANCIAL STATEMENTS
FOR THE FISCAL YEAR ENDED JUNE 30, 2022

NOTE 10 - LONG-TERM OBLIGATIONS - (Continued)

The following is a schedule of future lease payments under the lease agreement:

<u>Fiscal Year</u>	<u>Principal</u>	<u>Interest</u>	<u>Total</u>
2023	\$ 66,210	\$ 19,657	\$ 85,867
2024	70,708	15,159	85,867
2025	75,511	10,356	85,867
2026	80,640	5,227	85,867
2027	<u>35,196</u>	<u>582</u>	<u>35,778</u>
Total	<u>\$ 328,265</u>	<u>\$ 50,981</u>	<u>\$ 379,246</u>

Financed purchase agreement - The District entered into a financing agreement for energy conservation improvements of school facilities. This is a direct borrowing with Vinton County Bank. Payments have been reclassified and are reflected as debt service expenditures in the fund financial statements for the governmental funds. These expenditures are reflected as program/function expenditures on a budgetary basis. The agreement bears an interest rate of 2.50% and is paid from the general fund.

This project is considered maintenance and is not included in capital assets.

The following is a schedule of future payments under the financing agreement:

<u>Fiscal Year</u> <u>Ending June 30</u>	<u>Direct Borrowing</u> <u>Financing Agreement</u>		
	<u>Principal</u>	<u>Interest</u>	<u>Total</u>
2023	\$ 74,000	\$ 22,075	\$ 96,075
2024	77,000	20,225	97,225
2025	81,000	18,300	99,300
2026	84,000	16,275	100,275
2027	87,000	14,175	101,175
2028 - 2032	<u>480,000</u>	<u>36,675</u>	<u>516,675</u>
Total	<u>\$ 883,000</u>	<u>\$ 127,725</u>	<u>\$ 1,010,725</u>

B. Legal Debt Margin

The Ohio Revised Code provides that voted net general obligation debt of the District shall never exceed 9% of the total assessed valuation of the District. The code further provides that unvoted indebtedness shall not exceed 1/10 of 1% of the property valuation of the District. The code additionally states that unvoted indebtedness related to energy conservation debt shall not exceed 9/10 of 1% of the property valuation of the District. The assessed valuation used in determining the District's legal debt margin has been modified by House Bill 530 which became effective March 30, 2006. In accordance with House Bill 530, the assessed valuation used in the District's legal debt margin calculation excluded tangible personal property used in business, telephone or telegraph property, interexchange telecommunications company property, and personal property owned or leased by a railroad company and used in railroad operations. The effects of these debt limitations at June 30, 2022, are a voted debt margin of \$23,198,771 (including available funds of \$9,113,937), an unvoted debt margin of \$343,020 and an unvoted energy conservation debt margin of \$3,087,183.

**FAIRFIELD UNION LOCAL SCHOOL DISTRICT
FAIRFIELD COUNTY, OHIO**

NOTES TO THE BASIC FINANCIAL STATEMENTS
FOR THE FISCAL YEAR ENDED JUNE 30, 2022

NOTE 11 - OTHER EMPLOYEE BENEFITS

Compensated Absences

The criteria for determining vested vacation and sick leave components are derived from negotiated agreements and State laws. Classified employees earn ten to twenty days of vacation per year, depending upon length of service. Accumulated, unused vacation time is paid to classified employees upon termination of employment. Teachers and administrators who work less than 260 days per year do not earn vacation time.

Teachers, administrators, and classified employees earn sick leave at the rate of one and one-fourth days per month. Sick leave may be accumulated up to a maximum of 240 days. Upon retirement, payment is made for one-fourth of accrued, but unused sick leave credit up to a maximum of 60 days for classified and certified employees. In addition, certified employees who retire at 30 years of service or over and have the maximum accumulation will receive a retirement bonus of 75 days severance pay in lieu of the 60 days.

NOTE 12 - RISK MANAGEMENT

The District is exposed to various risks of loss related to torts, theft of, damage to, and destruction of assets, errors and omissions; injuries to employees and natural disasters. During fiscal year 2022, the District contracted with Trident for professional, general liability property and fleet insurance. Coverages provided are as follows:

<u>Type of Coverage</u>	<u>Liability Limit</u>
Building and Contents - replacement cost (\$2,500 deductible)	\$66,402,777
Musical Instruments (\$500 deductible)	100,000
Automobile Liability Per Occurrence	1,000,000
Uninsured Motorists Per Person	1,000,000
Per Accident	1,000,000
<i>General Liability:</i> Per Occurrence	1,000,000
Aggregate Limit	3,000,000
<i>School Board Legal Liability:</i> Per Person (\$2,500 deductible)	1,000,000
Aggregate Limit	3,000,000

Settled claims have not exceeded this commercial coverage in any of the past three years and there have been no significant reductions in insurance coverage from the prior year.

For fiscal year 2022, the District participated in the Sedgwick Workers' Compensation Group Rating Plan (the "Plan"), an insurance purchasing pool (Note 2.A.). The intent of the Plan is to achieve the benefit of a reduced premium for the District by virtue of its grouping and representation with other participants in the Plan. The workers' compensation experience of the participating school districts is calculated as one experience and a common premium rate is applied to all school districts in the Plan. Each participant pays its workers' compensation premium to the State based on the rate for the Plan rather than its individual rate. Participation in the Plan is limited to school districts that can meet the Plan's selection criteria.

**FAIRFIELD UNION LOCAL SCHOOL DISTRICT
FAIRFIELD COUNTY, OHIO**

NOTES TO THE BASIC FINANCIAL STATEMENTS
FOR THE FISCAL YEAR ENDED JUNE 30, 2022

NOTE 12 - RISK MANAGEMENT - (Continued)

The District provides a health, vision, dental and life insurance program for its employees. Claims and administrative costs are self-funded out of the District's self-insurance internal service fund. The internal service fund presented in the financial statements reflects the premiums paid by the same funds that pay the employees' salaries. The premiums paid into the internal service fund are used for claims, claim reserves and administrative costs.

The claims liability of \$300,300 reported at June 30, 2022 is based on an estimate provided by the third party administrators and the requirements of Governmental Accounting Standards Board Statement (GASB) No. 10 "Accounting and Financial Reporting for Financing and Related Insurance Issues" as amended by GASB Statement No. 30 "Risk Financing Omnibus", which requires that a liability for unpaid claim costs, including estimates of costs related to incurred but not reported claims, be reported. The estimate was not affected by incremental claim adjustment expenses and does not include other allocated or unallocated claim adjustment expenses. Changes in claims activity for the past two fiscal years are as follows:

		Balance at Beginning of Year	Current Year Claims	Claim Payments	Balance at End of Year
2022	\$	403,200	\$ 2,993,872	\$ (3,096,772)	\$ 300,300
2021		522,297	3,648,312	(3,767,409)	403,200

NOTE 13 - DEFINED BENEFIT PENSION PLANS

The Statewide retirement systems provide both pension benefits and other postemployment benefits (OPEB).

Net Pension Liability/Net OPEB Liability/Asset

The net pension liability/asset and the net OPEB liability/asset reported on the statement of net position represents a liability or asset to employees for pensions and OPEB, respectively.

Pensions and OPEB are a component of exchange transactions—between an employer and its employees—of salaries and benefits for employee services. Pensions/OPEB are provided to an employee—on a deferred-payment basis—as part of the total compensation package offered by an employer for employee services each financial period. The obligation to sacrifice resources for pensions is a present obligation because it was created as a result of employment exchanges that already have occurred.

The net pension/OPEB liability (asset) represent the District’s proportionate share of each pension/OPEB plan’s collective actuarial present value of projected benefit payments attributable to past periods of service, net of each pension/OPEB plan’s fiduciary net position. The net pension/OPEB liability (asset) calculation is dependent on critical long-term variables, including estimated average life expectancies, earnings on investments, cost of living adjustments and others. While these estimates use the best information available, unknowable future events require adjusting these estimates annually.

The Ohio Revised Code limits the District’s obligation for this liability to annually required payments. The District cannot control benefit terms or the manner in which pensions/OPEB are financed; however, the District does receive the benefit of employees’ services in exchange for compensation including pension and OPEB.

**FAIRFIELD UNION LOCAL SCHOOL DISTRICT
FAIRFIELD COUNTY, OHIO**

NOTES TO THE BASIC FINANCIAL STATEMENTS
FOR THE FISCAL YEAR ENDED JUNE 30, 2022

NOTE 13 - DEFINED BENEFIT PENSION PLANS - (Continued)

GASB 68/75 assumes the liability is solely the obligation of the employer, because (1) they benefit from employee services; and (2) State statute requires funding to come from these employers. All pension contributions to date have come solely from these employers (which also includes pension costs paid in the form of withholdings from employees). The retirement systems may allocate a portion of the employer contributions to provide for these OPEB benefits. In addition, health care plan enrollees pay a portion of the health care costs in the form of a monthly premium. State statute requires the retirement systems to amortize unfunded pension liabilities within 30 years. If the pension amortization period exceeds 30 years, each retirement system’s board must propose corrective action to the State legislature. Any resulting legislative change to benefits or funding could significantly affect the net pension/OPEB liability (asset). Resulting adjustments to the net pension/OPEB liability (asset) would be effective when the changes are legally enforceable. The Ohio Revised Code permits, but does not require, the retirement systems to provide healthcare to eligible benefit recipients.

The remainder of this note includes the required pension disclosures. See Note 14 for the required OPEB disclosures.

The proportionate share of each plan’s unfunded benefits is presented as a long-term *net pension/OPEB liability (asset)* on the accrual basis of accounting. Any liability for the contractually required pension contribution outstanding at the end of the year is included in pension and postemployment benefits payable on both the accrual and modified accrual bases of accounting.

Plan Description - School Employees Retirement System (SERS)

Plan Description - The District non-teaching employees participate in SERS, a cost-sharing multiple-employer defined benefit pension plan administered by SERS. SERS provides retirement, disability and survivor benefits, annual cost-of-living adjustments, and death benefits to plan members and beneficiaries. Authority to establish and amend benefits is provided by Ohio Revised Code Chapter 3309. SERS issues a publicly available, stand-alone financial report that includes financial statements, required supplementary information and detailed information about SERS’ fiduciary net position. That report can be obtained by visiting the SERS website at www.ohsers.org under Employers/Audit Resources.

Age and service requirements for retirement are as follows:

	Eligible to Retire on or before August 1, 2017 *	Eligible to Retire after August 1, 2017
Full benefits	Any age with 30 years of service credit	Age 67 with 10 years of service credit; or Age 57 with 30 years of service credit
Actuarially reduced benefits	Age 60 with 5 years of service credit; or Age 55 with 25 years of service credit	Age 62 with 10 years of service credit; or Age 60 with 25 years of service credit

* Members with 25 years of service credit as of August 1, 2017 will be included in this plan.

Annual retirement benefits are calculated based on final average salary multiplied by a percentage that varies based on years of service; 2.2% for the first thirty years of service and 2.5% for years of service credit over 30. Final average salary is the average of the highest three years of salary.

**FAIRFIELD UNION LOCAL SCHOOL DISTRICT
FAIRFIELD COUNTY, OHIO**

**NOTES TO THE BASIC FINANCIAL STATEMENTS
FOR THE FISCAL YEAR ENDED JUNE 30, 2022**

NOTE 13 - DEFINED BENEFIT PENSION PLANS - (Continued)

An individual whose benefit effective date is before April 1, 2018, is eligible for a cost-of-living adjustment (COLA) on the first anniversary date of the benefit. Beginning April 1, 2018, new benefit recipients must wait until the fourth anniversary of their benefit for COLA eligibility. The COLA is added each year to the base benefit amount on the anniversary date of the benefit. A three-year COLA suspension was in effect for all benefit recipients for the years 2018, 2019, and 2020. Upon resumption of the COLA, it will be indexed to the percentage increase in the CPI-W, not to exceed 2.5% and with a floor of 0%. In 2021, the Board of Trustees approved a 2.5% cost-of-living adjustment (COLA) for eligible retirees and beneficiaries in 2022.

Funding Policy - Plan members are required to contribute 10.00% of their annual covered salary and the District is required to contribute 14.00% of annual covered payroll. The contribution requirements of plan members and employers are established and may be amended by the SERS' Retirement Board up to statutory maximum amounts of 10.00% for plan members and 14.00% for employers. The Retirement Board, acting with the advice of the actuary, allocates the employer contribution rate among four of the System's funds (Pension Trust Fund, Death Benefit Fund, Medicare B Fund, and Health Care Fund). For the fiscal year ended June 30, 2022, the allocation to pension, death benefits, and Medicare B was 14.00%. For fiscal year 2022, the Retirement Board did not allocate any employer contribution to the Health Care Fund.

The District's contractually required contribution to SERS was \$445,622 for fiscal year 2022. Of this amount, \$17,878 is reported as pension and postemployment benefits payable.

Plan Description - State Teachers Retirement System (STRS)

Plan Description - Licensed teachers participate in STRS, a cost-sharing multiple-employer public employee retirement system administered by STRS. STRS provides retirement and disability benefits to members and death and survivor benefits to beneficiaries. STRS issues a stand-alone financial report that includes financial statements, required supplementary information and detailed information about STRS' fiduciary net position. That report can be obtained by writing to STRS, 275 E. Broad St., Columbus, OH 43215-3771, by calling (888) 227-7877, or by visiting the STRS website at www.strsoh.org.

New members have a choice of three retirement plans: a Defined Benefit (DB) Plan, a Defined Contribution (DC) Plan and a Combined (CO) Plan. Benefits are established by Ohio Revised Code Chapter 3307.

The DB plan offers an annual retirement allowance based on final average salary multiplied by a percentage that varies based on years of service. Effective August 1, 2015, the calculation is 2.20% of final average salary for the five highest years of earnings multiplied by all years of service. In April 2017, the Retirement Board made the decision to reduce COLA granted on or after July 1, 2017, to 0% to preserve the fiscal integrity of the retirement system. Benefit recipients' base benefit and past cost-of living increases are not affected by this change. Eligibility changes will be phased in until August 1, 2026, when retirement eligibility for unreduced benefits will be five year of service credit and age 65, or 35 years of service credit and at least age 60.

Eligibility changes for DB Plan members who retire with actuarially reduced benefits will be phased in until August 1, 2026, when retirement eligibility will be five years of qualifying service credit and age 60, or 30 years of service credit at any age.

The DC Plan allows members to place all of their member contributions and 9.53% of the 14% employer contributions into an investment account. Investment allocation decisions are determined by the member. The remaining 4.47% of the 14% employer rate is allocated to the defined benefit unfunded liability. A member is eligible to receive a retirement benefit at age 50 and termination of employment. The member may elect to receive a lifetime monthly annuity or a lump sum withdrawal.

**FAIRFIELD UNION LOCAL SCHOOL DISTRICT
FAIRFIELD COUNTY, OHIO**

NOTES TO THE BASIC FINANCIAL STATEMENTS
FOR THE FISCAL YEAR ENDED JUNE 30, 2022

NOTE 13 - DEFINED BENEFIT PENSION PLANS - (Continued)

The Combined Plan offers features of both the DB Plan and the DC Plan. In the Combined Plan, 12% of the 14% member rate goes to the DC Plan and the remaining 2% is applied to the DB Plan. Member contributions to the DC Plan are allocated among investment choices by the member, and contributions to the DB Plan from the employer and the member are used to fund the defined benefit payment at a reduced level from the regular DB Plan. The defined benefit portion of the Combined Plan payment is payable to a member on or after age 60 with five years of service. The defined contribution portion of the account may be taken as a lump sum payment or converted to a lifetime monthly annuity after termination of employment at age 50 and after termination of employment.

New members who choose the DC Plan or Combined Plan will have another opportunity to reselect a permanent plan during their fifth year of membership. Members may remain in the same plan or transfer to another STRS plan. The optional annuitization of a member's defined contribution account or the defined contribution portion of a member's Combined Plan account to a lifetime benefit results in STRS bearing the risk of investment gain or loss on the account. STRS has therefore included all three plan options as one defined benefit plan for GASB 68 reporting purposes.

A DB or Combined Plan member with five or more years of credited service who is determined to be disabled may qualify for a disability benefit. New members must have at least ten years of qualifying service credit that apply for disability benefits. Members in the DC Plan who become disabled are entitled only to their account balance. Eligible survivors of members who die before service retirement may qualify for monthly benefits. If a member of the DC Plan dies before retirement benefits begin, the member's designated beneficiary is entitled to receive the member's account balance.

Funding Policy - Employer and member contribution rates are established by the State Teachers Retirement Board and limited by Chapter 3307 of the Ohio Revised Code. The fiscal year 2022 employer and employee contribution rate of 14% was equal to the statutory maximum rates. For fiscal year 2022, the full employer contribution was allocated to pension.

The District's contractually required contribution to STRS was \$1,413,036 for fiscal year 2022. Of this amount, \$236,204 is reported as pension and postemployment benefits payable.

Pension Liabilities, Pension Expense, and Deferred Outflows of Resources and Deferred Inflows of Resources Related to Pensions

The net pension liability was measured as of June 30, 2021, and the total pension liability used to calculate the net pension liability was determined by an actuarial valuation as of that date. The District's proportion of the net pension liability was based on the District's share of contributions to the pension plan relative to the projected contributions of all participating entities.

Following is information related to the proportionate share and pension expense:

	<u>SERS</u>	<u>STRS</u>	<u>Total</u>
Proportion of the net pension liability prior measurement date	0.079299600%	0.074989940%	
Proportion of the net pension liability current measurement date	<u>0.085940200%</u>	<u>0.075544500%</u>	
Change in proportionate share	<u>0.006640600%</u>	<u>0.000554560%</u>	
Proportionate share of the net pension liability	\$ 3,170,944	\$ 9,659,043	\$ 12,829,987
Pension expense	\$ 63,102	\$ 119,732	\$ 182,834

**FAIRFIELD UNION LOCAL SCHOOL DISTRICT
FAIRFIELD COUNTY, OHIO**

NOTES TO THE BASIC FINANCIAL STATEMENTS
FOR THE FISCAL YEAR ENDED JUNE 30, 2022

NOTE 13 - DEFINED BENEFIT PENSION PLANS - (Continued)

At June 30, 2022, the District reported deferred outflows of resources and deferred inflows of resources related to pensions from the following sources:

	<u>SERS</u>	<u>STRS</u>	<u>Total</u>
Deferred outflows of resources			
Differences between expected and actual experience	\$ 305	\$ 298,420	\$ 298,725
Changes of assumptions	66,771	2,679,592	2,746,363
Difference between employer contributions and proportionate share of contributions/ change in proportionate share	249,081	123,301	372,382
Contributions subsequent to the measurement date	<u>445,622</u>	<u>1,413,036</u>	<u>1,858,658</u>
Total deferred outflows of resources	<u>\$ 761,779</u>	<u>\$ 4,514,349</u>	<u>\$ 5,276,128</u>
Deferred inflows of resources			
Differences between expected and actual experience	\$ 82,236	\$ 60,542	\$ 142,778
Net difference between projected and actual earnings on pension plan investments	1,633,131	8,324,243	9,957,374
Difference between employer contributions and proportionate share of contributions/ change in proportionate share	<u>896</u>	<u>287,509</u>	<u>288,405</u>
Total deferred inflows of resources	<u>\$ 1,716,263</u>	<u>\$ 8,672,294</u>	<u>\$ 10,388,557</u>

\$1,858,658 reported as deferred outflows of resources related to pension resulting from District contributions subsequent to the measurement date will be recognized as a reduction of the net pension liability in the fiscal year ending June 30, 2023.

Other amounts reported as deferred outflows of resources and deferred inflows of resources related to pension will be recognized in pension expense as follows:

	<u>SERS</u>	<u>STRS</u>	<u>Total</u>
Fiscal Year Ending June 30:			
2023	\$ (246,356)	\$ (1,426,598)	\$ (1,672,954)
2024	(264,180)	(1,194,096)	(1,458,276)
2025	(388,299)	(1,318,390)	(1,706,689)
2026	<u>(501,271)</u>	<u>(1,631,897)</u>	<u>(2,133,168)</u>
Total	<u>\$ (1,400,106)</u>	<u>\$ (5,570,981)</u>	<u>\$ (6,971,087)</u>

**FAIRFIELD UNION LOCAL SCHOOL DISTRICT
FAIRFIELD COUNTY, OHIO**

NOTES TO THE BASIC FINANCIAL STATEMENTS
FOR THE FISCAL YEAR ENDED JUNE 30, 2022

NOTE 13 - DEFINED BENEFIT PENSION PLANS - (Continued)

Actuarial Assumptions - SERS

SERS' total pension liability was determined by their actuaries in accordance with GASB Statement No. 67, as part of their annual actuarial valuation for each defined benefit retirement plan. Actuarial valuations of an ongoing plan involve estimates of the value of reported amounts (e.g., salaries, credited service) and assumptions about the probability of occurrence of events far into the future (e.g., mortality, disabilities, retirements, employment termination). Actuarially determined amounts are subject to continual review and potential modifications, as actual results are compared with past expectations and new estimates are made about the future.

Projections of benefits for financial reporting purposes are based on the substantive plan (the plan as understood by the employers and plan members) and include the types of benefits provided at the time of each valuation and the historical pattern of sharing benefit costs between the employers and plan members to that point. The projection of benefits for financial reporting purposes does not explicitly incorporate the potential effects of legal or contractual funding limitations.

Actuarial calculations reflect a long-term perspective. For a newly hired employee, actuarial calculations will take into account the employee's entire career with the employer and also take into consideration the benefits, if any, paid to the employee after termination of employment until the death of the employee and any applicable contingent annuitant. In many cases actuarial calculations reflect several decades of service with the employer and the payment of benefits after termination.

Key methods and assumptions used in calculating the total pension liability in the latest actuarial valuation, prepared as of June 30, 2021, are presented below:

Wage inflation:	
Current measurement date	2.40%
Prior measurement date	3.00%
Future salary increases, including inflation:	
Current measurement date	3.25% to 13.58%
Prior measurement date	3.50% to 18.20%
COLA or ad hoc COLA:	
Current measurement date	2.00%
Prior measurement date	2.50%
Investment rate of return:	
Current measurement date	7.00% net of system expenses
Prior measurement date	7.50% net of system expenses
Discount rate:	
Current measurement date	7.00%
Prior measurement date	7.50%
Actuarial cost method	Entry age normal (level percent of payroll)

In 2021, Mortality rates were based on the PUB-2010 General Employee Amount Weight Below Median Healthy Retiree mortality table projected to 2017 with ages set forward 1 year and adjusted 94.20% for males and set forward 2 years and adjusted 81.35% for females. Mortality among disabled members were based upon the PUB-2010 General Disabled Retiree mortality table projected to 2017 with ages set forward 5 years and adjusted 103.3% for males and set forward 3 years and adjusted 106.8% for females. Future improvement in mortality rates is reflected by applying the MP-2020 projection scale generationally.

**FAIRFIELD UNION LOCAL SCHOOL DISTRICT
FAIRFIELD COUNTY, OHIO**

NOTES TO THE BASIC FINANCIAL STATEMENTS
FOR THE FISCAL YEAR ENDED JUNE 30, 2022

NOTE 13 - DEFINED BENEFIT PENSION PLANS - (Continued)

In the prior measurement date, the mortality rates were based on the RP-2014 Blue Collar Mortality Table with fully generational projection and a five-year age set-back for both males and females. Mortality among service retired members, and beneficiaries were based upon the RP-2014 Blue Collar Mortality Table with fully generational projection with Scale BB, 120% of male rates, and 110% of female rates. Mortality among disabled members was based upon the RP-2000 Disabled Mortality Table, 90% for male rates and 100% for female rates, set back five years is used for the period after disability retirement.

The most recent experience study was completed for the five-year period ended June 30, 2020.

The long-term return expectation for the Pension Plan Investments has been determined using a building-block approach and assumes a time horizon, as defined in SERS' *Statement of Investment Policy*. A forecasted rate of inflation serves as the baseline for the return expectation. Various real return premiums over the baseline inflation rate have been established for each asset class. The long-term expected nominal rate of return has been determined by calculating a weighted average of the expected real return premiums for each asset class, adding the projected inflation rate, and adding the expected return from rebalancing uncorrelated asset classes.

The target allocation and best estimates of arithmetic real rates of return for each major asset class are summarized in the following table:

<u>Asset Class</u>	<u>Target Allocation</u>	<u>Long-Term Expected Real Rate of Return</u>
Cash	2.00 %	(0.33) %
US Equity	24.75	5.72
Non-US Equity Developed	13.50	6.55
Non-US Equity Emerging	6.75	8.54
Fixed Income/Global Bonds	19.00	1.14
Private Equity	11.00	10.03
Real Estate/Real Assets	16.00	5.41
Multi-Asset Strategy	4.00	3.47
Private Debt/Private Credit	3.00	5.28
Total	<u>100.00 %</u>	

Discount Rate - The total pension liability was calculated using the discount rate of 7.00%. The projection of cash flows used to determine the discount rate assumed the contributions from employers and from the members would be computed based on contribution requirements as stipulated by state statute. Projected inflows from investment earnings were calculated using the long-term assumed investment rate of return (7.00%). Based on those assumptions, the plan's fiduciary net position was projected to be available to make all future benefit payments of current plan members. Therefore, the long-term expected rate of return on pension plan investments was applied to all periods of projected benefits to determine the total pension liability.

Sensitivity of the District's Proportionate Share of the Net Pension Liability to Changes in the Discount Rate - Net pension liability is sensitive to changes in the discount rate, and to illustrate the potential impact the following table presents the net pension liability calculated using the discount rate of 7.00%, as well as what each plan's net pension liability would be if it were calculated using a discount rate that is one percentage point lower (6.00%), or one percentage point higher (8.00%) than the current rate.

	<u>1% Decrease</u>	<u>Current Discount Rate</u>	<u>1% Increase</u>
District's proportionate share of the net pension liability	\$ 5,275,672	\$ 3,170,944	\$ 1,395,935

**FAIRFIELD UNION LOCAL SCHOOL DISTRICT
FAIRFIELD COUNTY, OHIO**

NOTES TO THE BASIC FINANCIAL STATEMENTS
FOR THE FISCAL YEAR ENDED JUNE 30, 2022

NOTE 13 - DEFINED BENEFIT PENSION PLANS - (Continued)

Actuarial Assumptions - STRS

Key methods and assumptions used in the latest actuarial valuation, reflecting experience study results used in the June 30, 2021, actuarial valuation are presented below:

	June 30, 2021	June 30, 2020
Inflation	2.50%	2.50%
Projected salary increases	12.50% at age 20 to 2.50% at age 65	12.50% at age 20 to 2.50% at age 65
Investment rate of return	7.00%, net of investment expenses, including inflation	7.45%, net of investment expenses, including inflation
Discount rate of return	7.00%	7.45%
Payroll increases	3.00%	3.00%
Cost-of-living adjustments (COLA)	0.00%	0.00%

For the June 30, 2021, actuarial valuation, post-retirement mortality rates are based on the RP-2014 Annuitant Mortality Tables with 50% of rates through age 69, 70% of rates between ages 70 and 79, 90% of rates between ages 80 and 84, and 100% of rates thereafter, projected forward generationally using mortality improvement scale MP-2016. Pre-retirement mortality rates are based on RP-2014 Employee Mortality Tables, projected forward generationally using mortality improvement scale MP-2016. Post-retirement disabled mortality rates are based on the RP-2014 Disabled Mortality Tables with 90% of rates for males and 100% of rates for females, projected forward generationally using mortality improvement scale MP-2016.

Actuarial assumptions used in the June 30, 2021 valuation are based on the results of an actuarial experience study for the period July 1, 2011 through June 30, 2016.

STRS Ohio's investment consultant develops an estimate range for the investment return assumption based on the target allocation adopted by the Retirement Board. The target allocation and long-term expected rate of return for each major asset class are summarized as follows:

Asset Class	Target Allocation	Long-Term Expected Real Rate of Return *
Domestic Equity	28.00 %	7.35 %
International Equity	23.00	7.55
Alternatives	17.00	7.09
Fixed Income	21.00	3.00
Real Estate	10.00	6.00
Liquidity Reserves	1.00	2.25
Total	<u>100.00 %</u>	

*10-Year geometric nominal returns, which include the real rate of return and inflation of 2.25% and does not include investment expenses. Over a 30-year period, STRS' investment consultant indicates that the above target allocations should generate a return above the actuarial rate of return, without net value added by management.

**FAIRFIELD UNION LOCAL SCHOOL DISTRICT
FAIRFIELD COUNTY, OHIO**

NOTES TO THE BASIC FINANCIAL STATEMENTS
FOR THE FISCAL YEAR ENDED JUNE 30, 2022

NOTE 13 - DEFINED BENEFIT PENSION PLANS - (Continued)

Discount Rate - The discount rate used to measure the total pension liability was 7.00% as of June 30, 2021. The projection of cash flows used to determine the discount rate assumes that member and employer contributions will be made at the statutory contribution rates in accordance with the rates described previously. For this purpose, only employer contributions that are intended to fund benefits of current plan members and their beneficiaries are included. Based on those assumptions, STRS Ohio's fiduciary net position was projected to be available to make all projected future benefit payments to current plan members as of June 30, 2021. Therefore, the long-term expected rate of return on pension plan investments of 7.00% was applied to all periods of projected benefit payments to determine the total pension liability as of June 30, 2021.

Sensitivity of the District's Proportionate Share of the Net Pension Liability to Changes in the Discount Rate - The following table represents the net pension liability as of June 30, 2021, calculated using the current period discount rate assumption of 7.00%, as well as what the net pension liability would be if it were calculated using a discount rate that is one percentage point lower (6.00%) or one percentage point higher (8.00%) than the current assumption:

	1% Decrease	Current Discount Rate	1% Increase
District's proportionate share of the net pension liability	\$ 18,087,773	\$ 9,659,043	\$ 2,536,785

Changes Between Measurement Date and Reporting Date - STRS approved a one-time 3.00% cost-of-living adjustment to eligible benefit recipients effective July 1, 2022. It is unknown what the effect this change will have on the net pension liability.

NOTE 14 - DEFINED BENEFIT OPEB PLANS

Net OPEB Liability/Asset

See Note 13 for a description of the net OPEB liability (asset).

Plan Description - School Employees Retirement System (SERS)

Health Care Plan Description - The District contributes to the SERS Health Care Fund, administered by SERS for non-certificated retirees and their beneficiaries. For GASB 75 purposes, this plan is considered a cost-sharing other postemployment benefit (OPEB) plan. SERS' Health Care Plan provides healthcare benefits to eligible individuals receiving retirement, disability, and survivor benefits, and to their eligible dependents. Members who retire after June 1, 1986, need 10 years of service credit, exclusive of most types of purchased credit, to qualify to participate in SERS' health care coverage. In addition to age and service retirees, disability benefit recipients and beneficiaries who are receiving monthly benefits due to the death of a member or retiree, are eligible for SERS' health care coverage. Most retirees and dependents choosing SERS' health care coverage are over the age of 65 and therefore enrolled in a fully insured Medicare Advantage plan; however, SERS maintains a traditional, self-insured preferred provider organization for its non-Medicare retiree population. For both groups, SERS offers a self-insured prescription drug program. Health care is a benefit that is permitted, not mandated, by statute. The financial report of the Plan is included in the SERS Annual Comprehensive Financial Report which can be obtained on SERS' website at www.ohsers.org under Employers/Audit Resources.

Access to health care for retirees and beneficiaries is permitted in accordance with Section 3309 of the Ohio Revised Code. The Health Care Fund was established and is administered in accordance with Internal Revenue Code Section 105(e). SERS' Retirement Board reserves the right to change or discontinue any health plan or program. Active employee members do not contribute to the Health Care Plan. The SERS Retirement Board established the rules for the premiums paid by the retirees for health care coverage for themselves and their dependents or for their surviving beneficiaries. Premiums vary depending on the plan selected, qualified years of service, Medicare eligibility, and retirement status.

**FAIRFIELD UNION LOCAL SCHOOL DISTRICT
FAIRFIELD COUNTY, OHIO**

NOTES TO THE BASIC FINANCIAL STATEMENTS
FOR THE FISCAL YEAR ENDED JUNE 30, 2022

NOTE 14 - DEFINED BENEFIT OPEB PLANS - (Continued)

Funding Policy - State statute permits SERS to fund the health care benefits through employer contributions. Each year, after the allocation for statutorily required pensions and benefits, the Retirement Board may allocate the remainder of the employer contribution of 14% of covered payroll to the Health Care Fund in accordance with the funding policy. For the fiscal year ended June 30, 2022, SERS did not allocate any employer contributions to post-employment health care. An additional health care surcharge on employers is collected for employees earning less than an actuarially determined minimum compensation amount, pro-rated if less than a full year of service credit was earned. For fiscal year 2022, this amount was \$25,000. Statutes provide that no employer shall pay a health care surcharge greater than 2% of that employer's SERS-covered payroll; nor may SERS collect in aggregate more than 1.5% of the total statewide SERS-covered payroll for the health care surcharge. For fiscal year 2022, the District's surcharge obligation was \$57,318.

The surcharge added to the allocated portion of the 14% employer contribution rate is the total amount assigned to the Health Care Fund. The District's contractually required contribution to SERS was \$57,318 for fiscal year 2022. Of this amount, \$57,318 is reported as pension and postemployment benefits payable.

Plan Description - State Teachers Retirement System (STRS)

Plan Description - The State Teachers Retirement System of Ohio (STRS) administers a cost-sharing Health Plan administered for eligible retirees who participated in the defined benefit or combined pension plans offered by STRS. Ohio law authorizes STRS to offer this plan. Benefits include hospitalization, physicians' fees, prescription drugs and partial reimbursement of monthly Medicare Part B premiums. The Medicare Part B monthly reimbursement elimination date was postponed indefinitely. The Plan is included in the report of STRS which can be obtained by visiting www.strsoh.org or by calling (888) 227-7877.

Funding Policy - Ohio Revised Code Chapter 3307 authorizes STRS to offer the Plan and gives the Retirement Board discretionary authority over how much, if any, of the health care costs will be absorbed by STRS. Active employee members do not contribute to the Health Care Plan. Nearly all health care plan enrollees, for the most recent year, pay a portion of the health care costs in the form of a monthly premium. Under Ohio law, funding for post-employment health care may be deducted from employer contributions, currently 14% of covered payroll. For the fiscal year ended June 30, 2022, STRS did not allocate any employer contributions to post-employment health care.

OPEB Liabilities/Assets, OPEB Expense, and Deferred Outflows of Resources and Deferred Inflows of Resources Related to OPEB

The net OPEB liability/asset was measured as of June 30, 2021, and the total OPEB liability/asset used to calculate the net OPEB liability/asset was determined by an actuarial valuation as of that date. The District's proportion of the net OPEB liability/asset was based on the District's share of contributions to the respective retirement systems relative to the contributions of all participating entities.

**FAIRFIELD UNION LOCAL SCHOOL DISTRICT
FAIRFIELD COUNTY, OHIO**

NOTES TO THE BASIC FINANCIAL STATEMENTS
FOR THE FISCAL YEAR ENDED JUNE 30, 2022

NOTE 14 - DEFINED BENEFIT OPEB PLANS - (Continued)

Following is information related to the proportionate share and OPEB expense:

	<u>SERS</u>	<u>STRS</u>	<u>Total</u>
Proportion of the net OPEB liability/asset prior measurement date	0.082496600%	0.074989940%	
Proportion of the net OPEB liability/asset current measurement date	<u>0.088654900%</u>	<u>0.075544500%</u>	
Change in proportionate share	<u>0.006158300%</u>	<u>0.000554560%</u>	
Proportionate share of the net OPEB liability	\$ 1,677,867	\$ -	\$ 1,677,867
Proportionate share of the net OPEB asset	\$ -	\$ (1,592,794)	\$ (1,592,794)
OPEB expense	\$ 4,355	\$ (83,347)	\$ (78,992)

At June 30, 2022, the District reported deferred outflows of resources and deferred inflows of resources related to OPEB from the following sources:

	<u>SERS</u>	<u>STRS</u>	<u>Total</u>
Deferred outflows of resources			
Differences between expected and actual experience	\$ 17,885	\$ 56,714	\$ 74,599
Changes of assumptions	263,218	101,741	364,959
Difference between employer contributions and proportionate share of contributions/ change in proportionate share	169,937	65,211	235,148
Contributions subsequent to the measurement date	<u>57,318</u>	<u>-</u>	<u>57,318</u>
Total deferred outflows of resources	<u>\$ 508,358</u>	<u>\$ 223,666</u>	<u>\$ 732,024</u>
Deferred inflows of resources			
Differences between expected and actual experience	\$ 835,654	\$ 291,828	\$ 1,127,482
Net difference between projected and actual earnings on pension plan investments	36,455	441,495	477,950
Changes of assumptions	229,769	950,221	1,179,990
Difference between employer contributions and proportionate share of contributions/ change in proportionate share	<u>33,233</u>	<u>9,606</u>	<u>42,839</u>
Total deferred inflows of resources	<u>\$ 1,135,111</u>	<u>\$ 1,693,150</u>	<u>\$ 2,828,261</u>

\$57,318 reported as deferred outflows of resources related to OPEB resulting from District contributions subsequent to the measurement date will be recognized as a reduction of the net OPEB liability/asset in the fiscal year ending June 30, 2023.

**FAIRFIELD UNION LOCAL SCHOOL DISTRICT
FAIRFIELD COUNTY, OHIO**

NOTES TO THE BASIC FINANCIAL STATEMENTS
FOR THE FISCAL YEAR ENDED JUNE 30, 2022

NOTE 14 - DEFINED BENEFIT OPEB PLANS - (Continued)

Other amounts reported as deferred outflows of resources and deferred inflows of resources related to OPEB will be recognized in OPEB expense as follows:

	SERS	STRS	Total
Fiscal Year Ending June 30:			
2023	\$ (169,143)	\$ (407,153)	\$ (576,296)
2024	(169,399)	(396,105)	(565,504)
2025	(163,518)	(419,894)	(583,412)
2026	(128,656)	(184,707)	(313,363)
2027	(52,102)	(63,115)	(115,217)
Thereafter	(1,253)	1,490	237
Total	\$ (684,071)	\$ (1,469,484)	\$ (2,153,555)

Actuarial Assumptions - SERS

The total OPEB liability is determined by SERS' actuaries in accordance with GASB Statement No. 74, as part of their annual actuarial valuation for each retirement plan. Actuarial valuations of an ongoing plan involve estimates of the value of reported amounts (e.g., salaries, credited service) and assumptions about the probability of occurrence of events far into the future (e.g., mortality, disabilities, retirements, employment terminations). Actuarially determined amounts are subject to continual review and potential modifications, as actual results are compared with past expectations and new estimates are made about the future.

Projections of benefits for financial reporting purposes are based on the substantive plan (the plan as understood by the employers and plan members) and include the types of benefits provided at the time of each valuation and the historical pattern of sharing benefit costs between the employers and plan members to that point. The projection of benefits for financial reporting purposes does not explicitly incorporate the potential effects of legal or contractual funding limitations.

Actuarial calculations reflect a long-term perspective. For a newly hired employee, actuarial calculations will take into account the employee's entire career with the employer and also take into consideration the benefits, if any, paid to the employee after termination of employment until the death of the employee and any applicable contingent annuitant. In many cases, actuarial calculations reflect several decades of service with the employer and the payment of benefits after termination.

THIS SPACE INTENTIONALLY LEFT BLANK

**FAIRFIELD UNION LOCAL SCHOOL DISTRICT
FAIRFIELD COUNTY, OHIO**

NOTES TO THE BASIC FINANCIAL STATEMENTS
FOR THE FISCAL YEAR ENDED JUNE 30, 2022

NOTE 14 - DEFINED BENEFIT OPEB PLANS - (Continued)

Key methods and assumptions used in calculating the total OPEB liability in the latest actuarial valuation date of June 30, 2021 are presented below:

Wage inflation:	
Current measurement date	2.40%
Prior measurement date	3.00%
Future salary increases, including inflation:	
Current measurement date	3.25% to 13.58%
Prior measurement date	3.50% to 18.20%
Investment rate of return:	
Current measurement date	7.00% net of investment expense, including inflation
Prior measurement date	7.50% net of investment expense, including inflation
Municipal bond index rate:	
Current measurement date	1.92%
Prior measurement date	2.45%
Single equivalent interest rate, net of plan investment expense, including price inflation:	
Current measurement date	2.27%
Prior measurement date	2.63%
Medical trend assumption:	
Current measurement date	
Medicare	5.125 to 4.400%
Pre-Medicare	6.750 to 4.400%
Prior measurement date	
Medicare	5.25 to 4.75%
Pre-Medicare	7.00 to 4.75%

In 2021, Mortality rates were based on the PUB-2010 General Employee Amount Weight Below Median Healthy Retiree mortality table projected to 2017 with ages set forward 1 year and adjusted 94.20% for males and set forward 2 years and adjusted 81.35% for females. Mortality among disabled members were based upon the PUB-2010 General Disabled Retiree mortality table projected to 2017 with ages set forward 5 years and adjusted 103.3% for males and set forward 3 years and adjusted 106.8% for females. Future improvement in mortality rates is reflected by applying the MP-2020 projection scale generationally.

In the prior measurement date, the mortality rates were based on the RP-2014 Blue Collar Mortality Table with fully generational projection and a five-year age set-back for both males and females. Mortality among service retired members, and beneficiaries were based upon the RP-2014 Blue Collar Mortality Table with fully generational projection with Scale BB, 120% of male rates, and 110% of female rates. Mortality among disabled members was based upon the RP-2000 Disabled Mortality Table, 90% for male rates and 100% for female rates, set back five years is used for the period after disability retirement.

The most recent experience study was completed for the five-year period ended June 30, 2020.

**FAIRFIELD UNION LOCAL SCHOOL DISTRICT
FAIRFIELD COUNTY, OHIO**

NOTES TO THE BASIC FINANCIAL STATEMENTS
FOR THE FISCAL YEAR ENDED JUNE 30, 2022

NOTE 14 - DEFINED BENEFIT OPEB PLANS - (Continued)

The long-term expected rate of return on plan assets is reviewed as part of the actuarial five-year experience study. The most recent study covers fiscal years 2015 through 2020 and was adopted by the Board in 2021. Several factors are considered in evaluating the long-term rate of return assumption including long-term historical data, estimates inherent in current market data, and a log-normal distribution analysis in which best-estimate ranges of expected future real rates of return were developed by the investment consultant for each major asset class. These ranges were combined to produce the long-term expected rate of return, 7.00%, by weighting the expected future real rates of return by the target asset allocation percentage and then adding expected inflation. The capital market assumptions developed by the investment consultant are intended for use over a 10-year horizon and may not be useful in setting the long-term rate of return for funding pension plans which covers a longer timeframe. The assumption is intended to be a long-term assumption and is not expected to change absent a significant change in the asset allocation, a change in the inflation assumption, or a fundamental change in the market that alters expected returns in future years.

The target asset allocation and best estimates of arithmetic real rates of return for each major asset class, as used in the June 30, 2020 five-year experience study, are summarized as follows:

Asset Class	Target Allocation	Long-Term Expected Real Rate of Return
Cash	2.00 %	(0.33) %
US Equity	24.75	5.72
Non-US Equity Developed	13.50	6.55
Non-US Equity Emerging	6.75	8.54
Fixed Income/Global Bonds	19.00	1.14
Private Equity	11.00	10.03
Real Estate/Real Assets	16.00	5.41
Multi-Asset Strategy	4.00	3.47
Private Debt/Private Credit	3.00	5.28
Total	<u>100.00 %</u>	

Discount Rate - The discount rate used to measure the total OPEB liability at June 30, 2021 was 2.27%. The discount rate used to measure total OPEB liability prior to June 30, 2021 was 2.63%. The projection of cash flows used to determine the discount rate assumed that contributions will be made from members and the System at the contribution rate of 1.50% of projected covered payroll each year, which includes a 1.50% payroll surcharge and no contributions from the basic benefits plan. Based on these assumptions, the OPEB plan's fiduciary net position was projected to become insufficient to make all projected future benefit payments of current System members by SERS actuaries. The Municipal Bond Index Rate is used in the determination of the SEIR for both the June 30, 2020 and the June 30, 2021 total OPEB liability. The Municipal Bond Index rate is the single rate that will generate a present value of benefit payments equal to the sum of the present value determined by the long-term expected rate of return, and the present value determined by discounting those benefits after the date of depletion. The Municipal Bond Index Rate is 1.92% at June 30, 2021 and 2.45% at June 30, 2020.

Sensitivity of the District's Proportionate Share of the Net OPEB Liability to Changes in the Discount Rate and Changes in the Health Care Cost Trend Rates - The net OPEB liability is sensitive to changes in the discount rate and the health care cost trend rate. The following table presents the net OPEB liability, what the net OPEB liability would be if it were calculated using a discount rate that is 1 percentage point lower (1.27%) and higher (3.27%) than the current discount rate (2.27%). Also shown is what the net OPEB liability would be based on health care cost trend rates that are 1 percentage point lower (5.75% decreasing to 3.40%) and higher (7.75% decreasing to 5.40%) than the current rate (6.75% decreasing to 4.40%).

**FAIRFIELD UNION LOCAL SCHOOL DISTRICT
FAIRFIELD COUNTY, OHIO**

NOTES TO THE BASIC FINANCIAL STATEMENTS
FOR THE FISCAL YEAR ENDED JUNE 30, 2022

NOTE 14 - DEFINED BENEFIT OPEB PLANS - (Continued)

	1% Decrease	Current Discount Rate	1% Increase
District's proportionate share of the net OPEB liability	\$ 2,079,080	\$ 1,677,867	\$ 1,357,349

	1% Decrease	Current Trend Rate	1% Increase
District's proportionate share of the net OPEB liability	\$ 1,291,820	\$ 1,677,867	\$ 2,193,507

Actuarial Assumptions - STRS

Key methods and assumptions used in the latest actuarial valuation, reflecting experience study results used in the June 30, 2021, actuarial valuation, compared with June 30, 2020, are presented below:

	June 30, 2021		June 30, 2020	
Inflation	2.50%		2.50%	
Projected salary increases	12.50% at age 20 to 2.50% at age 65		12.50% at age 20 to 2.50% at age 65	
Investment rate of return	7.00%, net of investment expenses, including inflation		7.45%, net of investment expenses, including inflation	
Payroll increases	3.00%		3.00%	
Cost-of-living adjustments (COLA)	0.00%		0.00%	
Discount rate of return	7.00%		7.45%	
Blended discount rate of return	N/A		N/A	
Health care cost trends	Initial	Ultimate	Initial	Ultimate
Medical				
Pre-Medicare	5.00%	4.00%	5.00%	4.00%
Medicare	-16.18%	4.00%	-6.69%	4.00%
Prescription Drug				
Pre-Medicare	6.50%	4.00%	6.50%	4.00%
Medicare	29.98%	4.00%	11.87%	4.00%

Projections of benefits include the historical pattern of sharing benefit costs between the employers and retired plan members.

For healthy retirees the mortality rates are based on the RP-2014 Annuitant Mortality Tables with 50% of rates through age 69, 70% of rates between ages 70 and 79, 90% of rates between ages 80 and 84, and 100% of rates thereafter, projected forward generationally using mortality improvement scale MP-2016. For disabled retirees, mortality rates are based on the RP-2014 Disabled Mortality Tables with 90% of rates for males and 100% of rates for females, projected forward generationally using mortality improvement scale MP-2016.

Actuarial assumptions used in the June 30, 2021 valuation are based on the results of an actuarial experience study for the period July 1, 2011 through June 30, 2016.

**FAIRFIELD UNION LOCAL SCHOOL DISTRICT
FAIRFIELD COUNTY, OHIO**

NOTES TO THE BASIC FINANCIAL STATEMENTS
FOR THE FISCAL YEAR ENDED JUNE 30, 2022

NOTE 14 - DEFINED BENEFIT OPEB PLANS - (Continued)

Assumption Changes Since the Prior Measurement Date - The discount rate was adjusted to 7.00% from 7.45% for the June 30, 2021 valuation.

Benefit Term Changes Since the Prior Measurement Date - The non-Medicare subsidy percentage was increased effective January 1, 2022 from 2.055% to 2.100%. The non-Medicare frozen subsidy base premium was increased effective January 1, 2022. The Medicare Part D subsidy was updated to reflect it is expected to be negative in CY2022. The Part B monthly reimbursement elimination date was postponed indefinitely.

STRS' investment consultant develops an estimate range for the investment return assumption based on the target allocation adopted by the Retirement Board. The target allocation and long-term expected rate of return for each major asset class are summarized as follows:

Asset Class	Target Allocation	Long-Term Expected Real Rate of Return *
Domestic Equity	28.00 %	7.35 %
International Equity	23.00	7.55
Alternatives	17.00	7.09
Fixed Income	21.00	3.00
Real Estate	10.00	6.00
Liquidity Reserves	1.00	2.25
Total	<u>100.00 %</u>	

*10-Year geometric nominal returns, which include the real rate of return and inflation of 2.25% and does not include investment expenses. Over a 30-year period, STRS' investment consultant indicates that the above target allocations should generate a return above the actuarial rate of return, without net value added by management.

Discount Rate - The discount rate used to measure the total OPEB asset was 7.00% as of June 30, 2021. The projection of cash flows used to determine the discount rate assumed STRS Ohio continues to allocate no employer contributions to the health care fund. Based on these assumptions, the OPEB plan's fiduciary net position was projected to be available to make all projected future benefit payments to current plan members as of June 30, 2021. Therefore, the long-term expected rate of return on health care fund investments of 7.00% was applied to all periods of projected health care costs to determine the total OPEB liability as of June 30, 2021.

Sensitivity of the District's Proportionate Share of the Net OPEB Asset to Changes in the Discount and Health Care Cost Trend Rate - The following table represents the net OPEB asset as of June 30, 2021, calculated using the current period discount rate assumption of 7.00%, as well as what the net OPEB asset would be if it were calculated using a discount rate that is one percentage point lower (6.00%) or one percentage point higher (8.00%) than the current assumption. Also shown is the net OPEB asset as if it were calculated using health care cost trend rates that are one percentage point lower or one percentage point higher than the current health care cost trend rates.

	1% Decrease	Current Discount Rate	1% Increase
District's proportionate share of the net OPEB asset	\$ 1,344,072	\$ 1,592,794	\$ 1,800,564
	1% Decrease	Current Trend Rate	1% Increase
District's proportionate share of the net OPEB asset	\$ 1,792,145	\$ 1,592,794	\$ 1,346,278

**FAIRFIELD UNION LOCAL SCHOOL DISTRICT
FAIRFIELD COUNTY, OHIO**

NOTES TO THE BASIC FINANCIAL STATEMENTS
FOR THE FISCAL YEAR ENDED JUNE 30, 2022

NOTE 15 - BUDGETARY BASIS OF ACCOUNTING

While reporting financial position, results of operations, and changes in fund balance on the basis of generally accepted accounting principles (GAAP), the budgetary basis as provided by law is based upon accounting for certain transactions on a basis of cash receipts and disbursements.

The statement of revenue, expenditures and changes in fund balance - budget and actual (non-GAAP budgetary basis) presented for the general fund and ESSER fund are presented on the budgetary basis to provide a meaningful comparison of actual results with the budget. The major differences between the budget basis and the GAAP basis are that:

- (a) Revenues and other financing sources are recorded when received in cash (budget basis) as opposed to when susceptible to accrual (GAAP basis);
- (b) Expenditures and other financing uses are recorded when paid in cash (budget basis) as opposed to when the liability is incurred (GAAP basis);
- (c) In order to determine compliance with Ohio law, and to reserve that portion of the applicable appropriation, total outstanding encumbrances (budget basis) are recorded as the equivalent of an expenditure, as opposed to assigned or committed fund balance for that portion of outstanding encumbrances not already recognized as an account payable (GAAP basis); and,
- (d) Some funds are included in the general fund (GAAP basis), but have separate legally adopted budgets (budget basis).

The adjustments necessary to convert the results of operations for the year on the budget basis to the GAAP basis for the general fund is as follows:

Net Change in Fund Balance

	General fund	ESSER
Budget basis	\$ 1,679,293	\$ (594,985)
Net adjustment for revenue accruals	(910,384)	796,936
Net adjustment for expenditure accruals	(402,015)	27,291
Net adjustment for other sources/uses	417,116	-
Funds budgeted elsewhere	18,508	-
Adjustment for encumbrances	340,375	72,075
GAAP basis	\$ 1,142,893	\$ 301,317

Certain funds that are legally budgeted in separate special revenue funds are considered part of the general fund on a GAAP basis. This includes the class play fund and the public school support fund.

NOTE 16 - CONTINGENCIES

A. Grants

The District receives significant financial assistance from numerous federal, state and local agencies in the form of grants. The disbursement of funds received under these programs generally requires compliance with terms and conditions specified in the grant agreements and are subject to audit by the grantor agencies. Any disallowed claims resulting from such audits could become a liability of the District. However, in the opinion of management, any such disallowed claims will not have a material effect on the financial position of the District.

**FAIRFIELD UNION LOCAL SCHOOL DISTRICT
FAIRFIELD COUNTY, OHIO**

NOTES TO THE BASIC FINANCIAL STATEMENTS
FOR THE FISCAL YEAR ENDED JUNE 30, 2022

NOTE 16 - CONTINGENCIES - (Continued)

B. Litigation

The District is involved in no material litigation as either plaintiff or defendant.

NOTE 17 - SET-ASIDES

The District is required by State law to annually set-aside certain general fund revenue amounts, as defined by statutory formula, for the acquisition and construction of capital improvements. Amounts not spent by the end of the fiscal year or offset by similarly restricted resources received during the year must be held in cash at fiscal year-end. This amount must be carried forward to be used for the same purpose in future years. Expenditures exceeding the set-aside requirement may not be carried forward to the next fiscal year.

The following cash-basis information describes the change in the fiscal year-end set-aside amount for capital improvements. Disclosure of this information is required by State statute.

	<u>Capital Improvements</u>
Set-aside balance June 30, 2021	\$ -
Current year set-aside requirement	354,001
Current year offsets	<u>(393,040)</u>
Total	<u>\$ (39,039)</u>
Balance carried forward to fiscal year 2023	<u>\$ -</u>
Set-aside balance June 30, 2022	<u>\$ -</u>

In prior fiscal years, the District issued \$26,444,548 in general obligation bonds. These proceeds may be used to reduce the capital improvements set-aside amount to zero for future years. The amount presented for prior year offset from bond proceeds is limited to an amount needed to reduce the capital improvements set-aside balance to \$0. The District is responsible for tracking the amount of bond proceeds that may be used as an offset in future periods, which was \$26,370,243 at June 30, 2022.

NOTE 18 - OTHER COMMITMENTS

The District utilizes encumbrance accounting as part of its budgetary controls. Encumbrances outstanding at year end may be reported as part of restricted, committed, or assigned classifications of fund balance. At year end, the District's commitments for encumbrances in the governmental funds were as follows:

<u>Fund</u>	<u>Year-End Encumbrances</u>
General fund	\$ 235,865
ESSER	22,280
Other nonmajor governmental funds	<u>221,949</u>
Total	<u>\$ 480,094</u>

**FAIRFIELD UNION LOCAL SCHOOL DISTRICT
FAIRFIELD COUNTY, OHIO**

**NOTES TO THE BASIC FINANCIAL STATEMENTS
FOR THE FISCAL YEAR ENDED JUNE 30, 2022**

NOTE 19 - COVID-19

The United States and the State of Ohio declared a state of emergency in March of 2020 due to the COVID-19 pandemic. Ohio's state of emergency ended in June 2021 while the national state of emergency continues. During fiscal year 2022, the District received COVID-19 funding. The financial impact of COVID-19 and the continuing emergency measures may impact subsequent periods of the District. The impact on the District's future operating costs, revenues, and additional recovery from emergency funding, either federal or state, cannot be estimated.

THIS PAGE IS INTENTIONALLY LEFT BLANK

REQUIRED SUPPLEMENTARY INFORMATION

**FAIRFIELD UNION LOCAL SCHOOL DISTRICT
FAIRFIELD COUNTY, OHIO**

SCHEDULES OF REQUIRED SUPPLEMENTARY INFORMATION

SCHEDULE OF THE DISTRICT'S PROPORTIONATE SHARE OF
THE NET PENSION LIABILITY
SCHOOL EMPLOYEES RETIREMENT SYSTEM (SERS) OF OHIO

LAST NINE FISCAL YEARS

	<u>2022</u>	<u>2021</u>	<u>2020</u>	<u>2019</u>
District's proportion of the net pension liability	0.085940200%	0.079299600%	0.079376500%	0.080772100%
District's proportionate share of the net pension liability	\$ 3,170,944	\$ 5,245,043	\$ 4,749,235	\$ 4,625,968
District's covered payroll	\$ 2,936,214	\$ 2,788,643	\$ 2,741,422	\$ 2,702,037
District's proportionate share of the net pension liability as a percentage of its covered payroll	107.99%	188.09%	173.24%	171.20%
Plan fiduciary net position as a percentage of the total pension liability	82.86%	68.55%	70.85%	71.36%

Note: Information prior to 2014 was unavailable. Schedule is intended to show information for 10 years. Additional years will be displayed as they become available.

Amounts presented for each fiscal year were determined as of the District's measurement date which is the prior year-end.

SEE ACCOMPANYING NOTES TO THE REQUIRED SUPPLEMENTARY INFORMATION

<u>2018</u>	<u>2017</u>	<u>2016</u>	<u>2015</u>	<u>2014</u>
0.081695000%	0.081885700%	0.081196200%	0.087294000%	0.087294000%
\$ 4,881,096	\$ 5,993,278	\$ 4,633,134	\$ 4,417,900	\$ 5,191,094
\$ 2,585,229	\$ 2,630,750	\$ 2,444,431	\$ 2,536,580	\$ 2,363,483
188.81%	227.82%	189.54%	174.17%	219.64%
69.50%	62.98%	69.16%	71.70%	65.52%

**FAIRFIELD UNION LOCAL SCHOOL DISTRICT
FAIRFIELD COUNTY, OHIO**

SCHEDULES OF REQUIRED SUPPLEMENTARY INFORMATION

SCHEDULE OF THE DISTRICT'S PROPORTIONATE SHARE OF
THE NET PENSION LIABILITY
STATE TEACHERS RETIREMENT SYSTEM (STRS) OF OHIO

LAST NINE FISCAL YEARS

	<u>2022</u>	<u>2021</u>	<u>2020</u>	<u>2019</u>
District's proportion of the net pension liability	0.075544500%	0.074989940%	0.076956300%	0.075993110%
District's proportionate share of the net pension liability	\$ 9,659,043	\$ 18,144,897	\$ 17,018,423	\$ 16,709,179
District's covered payroll	\$ 9,515,214	\$ 9,014,600	\$ 8,947,857	\$ 8,808,193
District's proportionate share of the net pension liability as a percentage of its covered payroll	101.51%	201.28%	190.20%	189.70%
Plan fiduciary net position as a percentage of the total pension liability	87.79%	75.48%	77.40%	77.31%

Note: Information prior to 2014 was unavailable. Schedule is intended to show information for 10 years. Additional years will be displayed as they become available.

Amounts presented for each fiscal year were determined as of the District's measurement date which is the prior year-end.

SEE ACCOMPANYING NOTES TO THE REQUIRED SUPPLEMENTARY INFORMATION

<u>2018</u>	<u>2017</u>	<u>2016</u>	<u>2015</u>	<u>2014</u>
0.076403780%	0.072396440%	0.730531200%	0.074870820%	0.074870820%
\$ 18,149,882	\$ 24,233,271	\$ 20,189,746	\$ 18,211,175	\$ 21,693,032
\$ 8,646,729	\$ 7,813,743	\$ 7,748,593	\$ 7,649,731	\$ 7,623,585
209.90%	310.14%	260.56%	238.06%	284.55%
75.30%	66.80%	72.10%	74.70%	69.30%

**FAIRFIELD UNION LOCAL SCHOOL DISTRICT
FAIRFIELD COUNTY, OHIO**

SCHEDULES OF REQUIRED SUPPLEMENTARY INFORMATION

SCHEDULE OF DISTRICT PENSION CONTRIBUTIONS
SCHOOL EMPLOYEES RETIREMENT SYSTEM (SERS) OF OHIO

LAST TEN FISCAL YEARS

	<u>2022</u>	<u>2021</u>	<u>2020</u>	<u>2019</u>
Contractually required contribution	\$ 445,622	\$ 411,070	\$ 390,410	\$ 370,092
Contributions in relation to the contractually required contribution	<u>(445,622)</u>	<u>(411,070)</u>	<u>(390,410)</u>	<u>(370,092)</u>
Contribution deficiency (excess)	<u>\$ -</u>	<u>\$ -</u>	<u>\$ -</u>	<u>\$ -</u>
District's covered payroll	\$ 3,183,014	\$ 2,936,214	\$ 2,788,643	\$ 2,741,422
Contributions as a percentage of covered payroll	14.00%	14.00%	14.00%	13.50%

SEE ACCOMPANYING NOTES TO THE REQUIRED SUPPLEMENTARY INFORMATION

<u>2018</u>	<u>2017</u>	<u>2016</u>	<u>2015</u>	<u>2014</u>	<u>2013</u>
\$ 364,775	\$ 361,932	\$ 368,305	\$ 322,176	\$ 351,570	\$ 327,106
<u>(364,775)</u>	<u>(361,932)</u>	<u>(368,305)</u>	<u>(322,176)</u>	<u>(351,570)</u>	<u>(327,106)</u>
<u>\$ -</u>	<u>\$ -</u>	<u>\$ -</u>	<u>\$ -</u>	<u>\$ -</u>	<u>\$ -</u>
\$ 2,702,037	\$ 2,585,229	\$ 2,630,750	\$ 2,444,431	\$ 2,536,580	\$ 2,363,483
13.50%	14.00%	14.00%	13.18%	13.86%	13.84%

**FAIRFIELD UNION LOCAL SCHOOL DISTRICT
FAIRFIELD COUNTY, OHIO**

SCHEDULES OF REQUIRED SUPPLEMENTARY INFORMATION

SCHEDULE OF DISTRICT PENSION CONTRIBUTIONS
STATE TEACHERS RETIREMENT SYSTEM (STRS) OF OHIO

LAST TEN FISCAL YEARS

	<u>2022</u>	<u>2021</u>	<u>2020</u>	<u>2019</u>
Contractually required contribution	\$ 1,413,036	\$ 1,332,130	\$ 1,262,044	\$ 1,252,700
Contributions in relation to the contractually required contribution	<u>(1,413,036)</u>	<u>(1,332,130)</u>	<u>(1,262,044)</u>	<u>(1,252,700)</u>
Contribution deficiency (excess)	<u>\$ -</u>	<u>\$ -</u>	<u>\$ -</u>	<u>\$ -</u>
District's covered payroll	\$ 10,093,114	\$ 9,515,214	\$ 9,014,600	\$ 8,947,857
Contributions as a percentage of covered payroll	14.00%	14.00%	14.00%	14.00%

SEE ACCOMPANYING NOTES TO THE REQUIRED SUPPLEMENTARY INFORMATION

<u>2018</u>	<u>2017</u>	<u>2016</u>	<u>2015</u>	<u>2014</u>	<u>2013</u>
\$ 1,233,147	\$ 1,210,542	\$ 1,093,924	\$ 1,084,803	\$ 994,465	\$ 991,066
<u>(1,233,147)</u>	<u>(1,210,542)</u>	<u>(1,093,924)</u>	<u>(1,084,803)</u>	<u>(994,465)</u>	<u>(991,066)</u>
<u>\$ -</u>	<u>\$ -</u>	<u>\$ -</u>	<u>\$ -</u>	<u>\$ -</u>	<u>\$ -</u>
\$ 8,808,193	\$ 8,646,729	\$ 7,813,743	\$ 7,748,593	\$ 7,649,731	\$ 7,623,585
14.00%	14.00%	14.00%	14.00%	13.00%	13.00%

**FAIRFIELD UNION LOCAL SCHOOL DISTRICT
FAIRFIELD COUNTY, OHIO**

SCHEDULES OF REQUIRED SUPPLEMENTARY INFORMATION

SCHEDULE OF THE DISTRICT'S PROPORTIONATE SHARE OF
THE NET OPEB LIABILITY
SCHOOL EMPLOYEES RETIREMENT SYSTEM (SERS) OF OHIO

LAST SIX FISCAL YEARS

	<u>2022</u>	<u>2021</u>	<u>2020</u>	<u>2019</u>
District's proportion of the net OPEB liability	0.088654900%	0.082496600%	0.080867000%	0.081792000%
District's proportionate share of the net OPEB liability	\$ 1,677,867	\$ 1,792,921	\$ 2,033,635	\$ 2,269,131
District's covered payroll	\$ 2,936,214	\$ 2,788,643	\$ 2,741,422	\$ 2,702,037
District's proportionate share of the net OPEB liability as a percentage of its covered payroll	57.14%	64.29%	74.18%	83.98%
Plan fiduciary net position as a percentage of the total OPEB liability	24.08%	18.17%	15.57%	13.57%

Note: Information prior to 2017 was unavailable. Schedule is intended to show information for 10 years. Additional years will be displayed as they become available.

Amounts presented for each fiscal year were determined as of the District's measurement date which is the prior year-end.

SEE ACCOMPANYING NOTES TO THE REQUIRED SUPPLEMENTARY INFORMATION

<u>2018</u>	<u>2017</u>
0.082348800%	0.082483780%
\$ 2,210,025	\$ 2,351,093
\$ 2,585,229	\$ 2,630,750
85.49%	89.37%
12.46%	11.49%

**FAIRFIELD UNION LOCAL SCHOOL DISTRICT
FAIRFIELD COUNTY, OHIO**

SCHEDULES OF REQUIRED SUPPLEMENTARY INFORMATION

SCHEDULE OF THE DISTRICT'S PROPORTIONATE SHARE OF
THE NET OPEB LIABILITY/ASSET
STATE TEACHERS RETIREMENT SYSTEM (STRS) OF OHIO

LAST SIX FISCAL YEARS

	<u>2022</u>	<u>2021</u>	<u>2020</u>	<u>2019</u>
District's proportion of the net OPEB liability/asset	0.075544500%	0.074989940%	0.076956300%	0.075993110%
District's proportionate share of the net OPEB liability/(asset)	\$ (1,592,794)	\$ (1,317,948)	\$ (1,274,581)	\$ (1,221,132)
District's covered payroll	\$ 9,515,214	\$ 9,014,600	\$ 8,947,857	\$ 8,808,193
District's proportionate share of the net OPEB liability/asset as a percentage of its covered payroll	16.74%	14.62%	14.24%	13.86%
Plan fiduciary net position as a percentage of the total OPEB liability/asset	174.73%	182.10%	174.70%	176.00%

Note: Information prior to 2017 was unavailable. Schedule is intended to show information for 10 years. Additional years will be displayed as they become available.

Amounts presented for each fiscal year were determined as of the District's measurement date which is the prior year-end.

SEE ACCOMPANYING NOTES TO THE REQUIRED SUPPLEMENTARY INFORMATION

<u>2018</u>	<u>2017</u>
0.076403780%	0.072396440%
\$ 2,980,994	\$ 3,871,780
\$ 8,646,729	\$ 7,813,743
34.48%	49.55%
47.10%	37.30%

**FAIRFIELD UNION LOCAL SCHOOL DISTRICT
FAIRFIELD COUNTY, OHIO**

SCHEDULES OF REQUIRED SUPPLEMENTARY INFORMATION

SCHEDULE OF DISTRICT OPEB CONTRIBUTIONS
SCHOOL EMPLOYEES RETIREMENT SYSTEM (SERS) OF OHIO

LAST TEN FISCAL YEARS

	<u>2022</u>	<u>2021</u>	<u>2020</u>	<u>2019</u>
Contractually required contribution	\$ 57,318	\$ 57,134	\$ 53,979	\$ 60,824
Contributions in relation to the contractually required contribution	<u>(57,318)</u>	<u>(57,134)</u>	<u>(53,979)</u>	<u>(60,824)</u>
Contribution deficiency (excess)	<u>\$ -</u>	<u>\$ -</u>	<u>\$ -</u>	<u>\$ -</u>
District's covered payroll	\$ 3,183,014	\$ 2,936,214	\$ 2,788,643	\$ 2,741,422
Contributions as a percentage of covered payroll	1.80%	1.95%	1.94%	2.22%

SEE ACCOMPANYING NOTES TO THE REQUIRED SUPPLEMENTARY INFORMATION

<u>2018</u>	<u>2017</u>	<u>2016</u>	<u>2015</u>	<u>2014</u>	<u>2013</u>
\$ 57,027	\$ 42,325	\$ 39,599	\$ 61,921	\$ 44,270	\$ 37,797
<u>(57,027)</u>	<u>(42,325)</u>	<u>(39,599)</u>	<u>(61,921)</u>	<u>(44,270)</u>	<u>(37,797)</u>
<u>\$ -</u>	<u>\$ -</u>	<u>\$ -</u>	<u>\$ -</u>	<u>\$ -</u>	<u>\$ -</u>
\$ 2,702,037	\$ 2,585,229	\$ 2,630,750	\$ 2,444,431	\$ 2,536,580	\$ 2,363,483
2.11%	1.64%	1.51%	2.53%	1.75%	1.60%

**FAIRFIELD UNION LOCAL SCHOOL DISTRICT
FAIRFIELD COUNTY, OHIO**

SCHEDULES OF REQUIRED SUPPLEMENTARY INFORMATION

SCHEDULE OF DISTRICT OPEB CONTRIBUTIONS
STATE TEACHERS RETIREMENT SYSTEM (STRS) OF OHIO

LAST TEN FISCAL YEARS

	<u>2022</u>	<u>2021</u>	<u>2020</u>	<u>2019</u>
Contractually required contribution	\$ -	\$ -	\$ -	\$ -
Contributions in relation to the contractually required contribution	-	-	-	-
Contribution deficiency (excess)	<u>\$ -</u>	<u>\$ -</u>	<u>\$ -</u>	<u>\$ -</u>
District's covered payroll	\$ 10,093,114	\$ 9,515,214	\$ 9,014,600	\$ 8,947,857
Contributions as a percentage of covered payroll	0.00%	0.00%	0.00%	0.00%

SEE ACCOMPANYING NOTES TO THE REQUIRED SUPPLEMENTARY INFORMATION

<u>2018</u>	<u>2017</u>	<u>2016</u>	<u>2015</u>	<u>2014</u>	<u>2013</u>
\$ -	\$ -	\$ -	\$ -	\$ 76,497	\$ 76,236
-	-	-	-	(76,497)	(76,236)
<u>\$ -</u>	<u>\$ -</u>	<u>\$ -</u>	<u>\$ -</u>	<u>\$ -</u>	<u>\$ -</u>
\$ 8,808,193	\$ 8,646,729	\$ 7,813,743	\$ 7,748,593	\$ 7,649,731	\$ 7,623,585
0.00%	0.00%	0.00%	0.00%	1.00%	1.00%

**FAIRFIELD UNION LOCAL SCHOOL DISTRICT
FAIRFIELD COUNTY, OHIO**

NOTES TO THE REQUIRED SUPPLEMENTARY INFORMATION
FOR THE FISCAL YEAR ENDED JUNE 30, 2022

PENSION

SCHOOL EMPLOYEES RETIREMENT SYSTEM (SERS) OF OHIO

Changes in benefit terms :

- There were no changes in benefit terms from the amounts reported for fiscal years 2014-2017.
- For fiscal year 2018, SERS changed from a fixed 3% annual increase to a Cost of Living Adjustment (COLA) based on the changes in the Consumer Price Index (CPI-W), with a cap of 2.5% and a floor of 0%.
- There were no changes in benefit terms from the amounts previously reported for fiscal year 2019.
- There were no changes in benefit terms from the amounts previously reported for fiscal year 2020.
- There were no changes in benefit terms from the amounts previously reported for fiscal year 2021.
- For fiscal year 2022, SERS changed from a Cost of Living Adjustment (COLA) of 2.5% to 2.0%.

Changes in assumptions :

- There were no changes in methods and assumptions used in the calculation of actuarial determined contributions for fiscal years 2014-2016.
- For fiscal year 2017, the following changes of assumptions affected the total pension liability since the prior measurement date: (a) the assumed rate of inflation was reduced from 3.25% to 3.00%, (b) payroll growth assumption was reduced from 4.00% to 3.50%, (c) assumed real wage growth was reduced from 0.75% to 0.50%, (d) rates of withdrawal, retirement and disability were updated to reflect recent experience, (e) mortality among active members was updated to RP-2014 Blue Collar Mortality Table with fully generational projection and a five year age set-back for both males and females, (f) mortality among service retired members and beneficiaries was updated to the following RP-2014 Blue Collar Mortality Table with fully generational projection with Scale BB, 120% of male rates and 110% of female rates, (g) mortality among disabled members was updated to RP-2000 Disabled Mortality Table, 90% for male rates and 100% for female rates, set back five years is used for the period after disability retirement and (h) the discount rate was reduced from 7.75% to 7.50%.
- There were no changes in methods and assumptions used in the calculation of actuarial determined contributions for fiscal year 2018.
- There were no changes in methods and assumptions used in the calculation of actuarial determined contributions for fiscal year 2019.
- There were no changes in methods and assumptions used in the calculation of actuarial determined contributions for fiscal year 2020.
- There were no changes in methods and assumptions used in the calculation of actuarial determined contributions for fiscal year 2021.
- For fiscal year 2022, the following changes of assumptions affected the total pension liability since the prior measurement date: (a) wage inflation decreased from 3.00% to 2.40%, (b) future salary increases changed from 3.50%-18.20% to 3.25%-13.58%, (c) investment rate of return decreased from 7.50% to 7.00%, (d) discount rate decreased from 7.50% to 7.00% and (e) mortality tables changed from the RP-2014 Blue Collar mortality table to the PUB-2010 General Employee Amount Weight Below Median Healthy Retiree mortality table.

STATE TEACHERS RETIREMENT SYSTEM (STRS) OF OHIO

Changes in benefit terms :

- There were no changes in benefit terms from the amounts reported for fiscal years 2014-2017.
- For fiscal year 2018, STRS decreased the Cost of Living Adjustment (COLA) to zero.
- There were no changes in benefit terms from amounts previously reported for fiscal year 2019.
- There were no changes in benefit terms from amounts previously reported for fiscal year 2020.
- There were no changes in benefit terms from amounts previously reported for fiscal year 2021.
- There were no changes in benefit terms from amounts previously reported for fiscal year 2022.

(Continued)

**FAIRFIELD UNION LOCAL SCHOOL DISTRICT
FAIRFIELD COUNTY, OHIO**

NOTES TO THE REQUIRED SUPPLEMENTARY INFORMATION (CONTINUED)
FOR THE FISCAL YEAR ENDED JUNE 30, 2022

PENSION (CONTINUED)

Changes in assumptions :

- There were no changes in methods and assumptions used in the calculation of actuarial determined contributions for fiscal years 2014-2017.
- For fiscal year 2018, the following changes of assumption affected the total pension liability since the prior measurement date: (a) the long-term expected rate of return was reduced from 7.75% to 7.45%, (b) the inflation assumption was lowered from 2.75% to 2.50%, (c) the payroll growth assumption was lowered to 3.00%, (d) total salary increases rate was lowered by decreasing the merit component of the individual salary increases, in addition to a decrease of 0.25% due to lower inflation, (e) the healthy and disabled mortality assumptions were updated to the RP-2014 mortality tables with generational improvement scale MP-2016 and (f) rates of retirement, termination and disability were modified to better reflect anticipated future experience.
- There were no changes in methods and assumptions used in the calculation of actuarial determined contributions for fiscal year 2019.
- There were no changes in methods and assumptions used in the calculation of actuarial determined contributions for fiscal year 2020.
- There were no changes in methods and assumptions used in the calculation of actuarial determined contributions for fiscal year 2021.
- For fiscal year 2022, the following changes of assumption affected the total pension liability since the prior measurement date: (a) the long-term expected rate of return was reduced from 7.45% to 7.00% and (b) the discount rate of return was reduced from 7.45% to 7.00%.

OTHER POSTEMPLOYMENT BENEFITS (OPEB)

SCHOOL EMPLOYEES RETIREMENT SYSTEM (SERS) OF OHIO

Changes in benefit terms :

- There were no changes in benefit terms from the amounts reported for fiscal years 2014-2022.

Changes in assumptions :

- There were no changes in methods and assumptions used in the calculation of actuarial determined contributions for fiscal year 2017.
- For fiscal year 2018, the following changes of assumptions affected the total OPEB liability since the prior measurement date: (a) assumed rate of inflation was reduced from 3.25% to 3.00%, (b) payroll growth assumption was reduced from 4.00% to 3.50%, (c) assumed real wage growth was reduced from 0.75% to 0.50%, (d) rates of withdrawal, retirement, and disability were updated to reflect recent experience, (e) mortality among active members was updated to the following: RP-2014 Blue Collar Mortality Table with fully generational projection and a five-year age set-back for both males and females, (f) mortality among service retired members and beneficiaries was updated to the following: RP-2014 Blue Collar Mortality Table with fully generational projection with Scale BB, 120% of male rates, and 110% of female rates, (g) mortality among disabled members was updated to the following: RP-2000 Disabled Mortality Table, 90% for male rates and 100% for female rates, set back five years is used for the period after disability retirement, (h) the municipal bond index rate increased from 2.92% to 3.56% and (i) the single equivalent interest rate, net of plan investment expense, including price inflation increased from 2.98% to 3.63%.
- For fiscal year 2019, the following changes of assumptions affected the total OPEB liability since the prior measurement date: (a) the discount rate increased from 3.63% to 3.70%, (b) the health care cost trend rates for Medicare were changed from a range of 5.50%-5.00% to a range of 5.375%-4.75% and Pre-Medicare were changed from a range of 7.50%-5.00% to a range of 7.25%-4.75%, (c) the municipal bond index rate increased from 3.56% to 3.62% and (d) the single equivalent interest rate, net of plan investment expense, including price inflation increased from 3.63% to 3.70%.
- For fiscal year 2020, the following changes of assumptions affected the total OPEB liability since the prior measurement date: (a) the discount rate decreased from 3.70% to 3.22%, (b) the health care cost trend rates for Medicare were changed from a range of 5.375%-4.75% to a range of 5.25%-4.75% and Pre-Medicare were changed from a range of 7.25%-4.75% to a range of 7.00%-4.75%, (c) the municipal bond index rate decreased from 3.62% to 3.13% and (d) the single equivalent interest rate, net of plan investment expense, including price inflation decreased from 3.70% to 3.22%.
- For fiscal year 2021, the following changes of assumptions affected the total OPEB liability since the prior measurement date: (a) the discount rate decreased from 3.22% to 2.63% and (b) the municipal bond index rate decreased from 3.13% to 2.45%.
- For fiscal year 2022, the following changes of assumptions affected the total pension liability since the prior measurement date: (a) wage inflation decreased from 3.00% to 2.40%, (b) future salary increases changed from 3.50%-18.20% to 3.25%-13.58%, (c) investment rate of return decreased from 7.50% to 7.00%, (d) discount rate decreased from 7.50% to 7.00% and (e) mortality tables changed from the RP-2014 Blue Collar mortality table to the PUB-2010 General Employee Amount Weight Below Median Healthy Retiree mortality table.

**FAIRFIELD UNION LOCAL SCHOOL DISTRICT
FAIRFIELD COUNTY, OHIO**

NOTES TO THE REQUIRED SUPPLEMENTARY INFORMATION (CONTINUED)
FOR THE FISCAL YEAR ENDED JUNE 30, 2022

OTHER POSTEMPLOYMENT BENEFITS (OPEB) (CONTINUED)

STATE TEACHERS RETIREMENT SYSTEM (STRS) OF OHIO

Changes in benefit terms :

- There were no changes in benefit terms from the amounts previously reported for fiscal year 2017.
- For fiscal year 2018, STRS reduced the subsidy multiplier for non-Medicare benefit recipients from 2.1% to 1.9% per year of service. Medicare Part B premium reimbursements were discontinued for certain survivors and beneficiaries and all remaining Medicare Part B premium reimbursements will be discontinued beginning January 2019.
- For fiscal year 2019, STRS increased the subsidy multiplier for non-Medicare benefit recipients from 1.9% to 1.944% per year of service effective January 1, 2019. The non-Medicare frozen subsidy base premium was increased January 1, 2019 and all remaining Medicare Part B premium reimbursements will be discontinued beginning January 1, 2020.
- For fiscal year 2020, STRS increased the subsidy percentage from 1.944% to 1.984% effective January 1, 2020. The Medicare subsidy percentages were adjusted effective January 1, 2021 to 2.1% for the Medicare plan. The Medicare Part B monthly reimbursement elimination date was postponed to January 1, 2021.
- For fiscal year 2021, the non-Medicare subsidy percentage was increased effective January 1, 2021 from 1.984% to 2.055% per year of service. The non-Medicare frozen subsidy base premium was increased effective January 1, 2021. The Medicare subsidy percentages were adjusted effective January 1, 2021 to 2.1% for the AMA Medicare plan. The Medicare Part B monthly reimbursement elimination date was postponed indefinitely.
- For fiscal year 2022, the non-Medicare subsidy percentage was increased effective January 1, 2022 from 2.055% to 2.100%. The non-Medicare frozen subsidy base premium was increased effective January 1, 2022. The Medicare Part D subsidy was updated to reflect it is expected to be negative in CY2022. The Part B monthly reimbursement elimination date was postponed indefinitely.

Changes in assumptions :

- There were no changes in methods and assumptions used in the calculation of actuarial determined contributions for fiscal year 2017.
- For fiscal year 2018, the following changes of assumptions affected the total OPEB liability since the prior measurement date: (a) the discount rate was increased from 3.26% to 4.13% based on the methodology defined under GASB Statement No. 74, Financial Reporting for Postemployment Benefit Plans Other Than Pension Plans (OPEB), (b) the long term expected rate of return was reduced from 7.75% to 7.45%, (c) valuation year per capita health care costs were updated, and the salary scale was modified, (d) the percentage of future retirees electing each option was updated based on current data and the percentage of future disabled retirees and terminated vested participants electing health coverage were decreased and (e) the assumed mortality, disability, retirement, withdrawal and future health care cost trend rates were modified along with the portion of rebated prescription drug costs.
- For fiscal year 2019, the following changes of assumptions affected the total OPEB liability/asset since the prior measurement date: (a) the discount rate was increased from the blended rate of 4.13% to the long-term expected rate of return of 7.45% based on the methodology defined under GASB Statement No. 74, Financial Reporting for Postemployment Benefit Plans Other Than Pension Plans (OPEB) and (b) decrease in health care cost trend rates from 6.00%-11.00% initial; 4.50% ultimate down to Medical Pre-Medicare 6.00% and Medicare 5.00% initial; 4.00% ultimate and Prescription Drug Pre-Medicare 8.00% and Medicare (5.23%) initial; 4.00% ultimate.
- For fiscal year 2020, health care cost trend rates were changed to the following: medical pre-Medicare from 6.00% initial - 4.00% ultimate down to 5.87% initial - 4.00% ultimate; medical Medicare from 5.00% initial - 4.00% ultimate down to 4.93% initial - 4.00% ultimate; prescription drug pre-Medicare from 8.00% initial - 4.00% ultimate down to 7.73% initial - 4.00% ultimate and (5.23%) initial - 4.00% ultimate up to 9.62% initial - 4.00% ultimate.
- For fiscal year 2021, health care cost trend rates were changed to the following: medical pre-Medicare from 5.87% initial - 4.00% ultimate down to 5.00% initial - 4.00% ultimate; medical Medicare from 4.93% initial - 4.00% ultimate down to -6.69% initial - 4.00% ultimate; prescription drug pre-Medicare from 7.73% initial - 4.00% ultimate down to 6.50% initial - 4.00% ultimate; prescription drug Medicare from 9.62% initial - 4.00% ultimate up to 11.87% initial - 4.00% ultimate.
- For fiscal year 2022, the following changes of assumption affected the total OPEB liability since the prior measurement date: (a) the long-term expected rate of return was reduced from 7.45% to 7.00%, (b) the discount rate of return was reduced from 7.45% to 7.00% and (c) health care cost trend rates were changed to the following: medical Medicare from -6.69% initial - 4.00% ultimate down to -16.18% initial - 4.00% ultimate; prescription drug Medicare from 11.87% initial - 4.00% ultimate up to 29.98% initial - 4.00% ultimate.

SUPPLEMENTARY INFORMATION

FAIRFIELD UNION LOCAL SCHOOL DISTRICT
FAIRFIELD COUNTY, OHIO
SCHEDULE OF EXPENDITURES OF FEDERAL AWARDS
FOR THE FISCAL YEAR ENDED JUNE 30, 2022

FEDERAL GRANTOR/ SUB GRANTOR/ PROGRAM TITLE	ASSISTANCE LISTING NUMBER	PASS-THROUGH ENTITY IDENTIFYING NUMBER/ ADDITIONAL AWARD IDENTIFICATION	CASH FEDERAL DISBURSEMENTS
U.S. DEPARTMENT OF AGRICULTURE PASSED THROUGH THE OHIO DEPARTMENT OF EDUCATION			
Child Nutrition Cluster:			
School Breakfast Program	10.553	2022	\$ 340,451
National School Lunch Program	10.555	2022	711,857
COVID-19 - National School Lunch Program	10.555	COVID-19, 2022	38,638
National School Lunch Program - Food Donation	10.555	2022	80,346
Total National School Lunch Program			<u>830,841</u>
Total Child Nutrition Cluster			<u>1,171,292</u>
COVID-19 - State Pandemic Electronic Benefit Transfer (P-EBT) Administrative Costs Grant	10.649	COVID-19, 2022	614
Total U.S. Department of Agriculture			<u>1,171,906</u>
U.S. DEPARTMENT OF EDUCATION PASSED THROUGH THE OHIO DEPARTMENT OF EDUCATION			
Title I Grants to Local Educational Agencies	84.010A	84.010A, 2021	55,161
Title I Grants to Local Educational Agencies	84.010A	84.010A, 2022	271,161
Title I Grants to Local Educational Agencies - Expanding Opportunities for Each Child Non-Competitive Grant	84.010A	84.010A, 2022	11,822
Total Title I Grants to Local Educational Agencies			<u>338,144</u>
Special Education Cluster (IDEA):			
Special Education Grants to States (IDEA, Part B)	84.027A	84.027A, 2021	38,757
Special Education Grants to States (IDEA, Part B)	84.027A	84.027A, 2022	374,928
Total Special Education Grants to States (IDEA, Part B)			<u>413,685</u>
Special Education Preschool Grants (IDEA, Preschool)	84.173A	84.173A, 2022	7,238
Total Special Education Cluster (IDEA)			<u>420,923</u>
Supporting Effective Instruction State Grants	84.367A	84.367A, 2021	5,904
Supporting Effective Instruction State Grants	84.367A	84.367A, 2022	56,295
Total Supporting Effective Instruction State Grants			<u>62,199</u>
Student Support and Academic Enrichment Program	84.424A	84.424A, 2022	15,010
COVID-19 - Elementary and Secondary School Emergency Relief (ESSER I) Fund	84.425D	COVID-19, 84.425D, 2021	76,568
COVID-19 - Elementary and Secondary School Emergency Relief (ESSER II) Fund	84.425D	COVID-19, 84.425D, 2022	504,400
COVID-19 - American Rescue Plan - Elementary and Secondary School Emergency Relief (ARP ESSER) Fund	84.425U	COVID-19, 84.425D, 2022	76,139
Total Education Stabilization Fund (ESF)			<u>657,107</u>
Total U.S. Department of Education			<u>1,493,383</u>
Total Federal Financial Assistance			<u>\$ 2,665,289</u>

THE ACCOMPANYING NOTES ARE AN INTEGRAL PART OF THIS SCHEDULE

**FAIRFIELD UNION LOCAL SCHOOL DISTRICT
FAIRFIELD COUNTY, OHIO**

NOTES TO THE SCHEDULE OF EXPENDITURES OF FEDERAL AWARDS
2 CFR 200.510(b)(6)
FOR THE FISCAL YEAR ENDED JUNE 30, 2022

NOTE 1 – BASIS OF PRESENTATION & SUMMARY OF SIGNIFICANT ACCOUNTING POLICIES

The accompanying Schedule of Expenditures of Federal Awards (the Schedule) includes the federal award activity of the Fairfield Union Local School District under programs of the federal government for the fiscal year ended June 30, 2022 and is prepared in accordance with the cash basis of accounting. The information on this Schedule is prepared in accordance with the requirements of Title 2 U.S. Code of Federal Regulations Part 200, *Uniform Administrative Requirements, Cost Principles, and Audit Requirements for Federal Awards* (Uniform Guidance). Because the Schedule presents only a selected portion of the operations of the Fairfield Union Local School District, it is not intended to and does not present the financial position or changes in net position the Fairfield Union Local School District. Such expenditures are recognized following cost principles contained in Uniform Guidance wherein certain types of expenditures may or may not be limited to as to reimbursement.

NOTE 2 – DE MINIMIS COST RATE

CFR Section 200.414 of the Uniform Guidance allows a non-federal entity that has never received a negotiated indirect cost rate to charge a de minimis rate of 10% of modified total direct costs to indirect costs. Fairfield Union Local School District has elected not to use the 10-percent de minimis indirect cost rate as allowed under the Uniform Guidance.

NOTE 3 - CHILD NUTRITION CLUSTER

The Fairfield Union Local School District commingles cash receipts from the U.S. Department of Agriculture with similar State grants. When reporting expenditures on this Schedule, the Fairfield Union Local School District assumes it expends federal monies first.

NOTE 4 – FOOD DONATION PROGRAM

The Fairfield Union Local School District reports commodities consumed on the Schedule at the entitlement value. The Fairfield Union Local School District allocated donated food commodities to the respective program that benefitted from the use of those donated food commodities.

**Independent Auditor's Report on Internal Control Over Financial Reporting and on Compliance and Other
Matters Based on an Audit of Financial Statements Performed in Accordance With
*Government Auditing Standards***

Fairfield Union Local School District
Fairfield County
6417 Cincinnati-Zanesville Road NE
Lancaster, Ohio 43130

To the Board of Education:

We have audited, in accordance with the auditing standards generally accepted in the United States of America and the standards applicable to financial audits contained in *Government Auditing Standards* issued by the Comptroller General of the United States, the financial statements of the governmental activities, each major fund, and the aggregate remaining fund information of the Fairfield Union Local School District, Fairfield County, Ohio, as of and for the fiscal year ended June 30, 2022, and the related notes to the financial statements, which collectively comprise the Fairfield Union Local School District's basic financial statements, and have issued our report thereon dated January 26, 2023, wherein we noted as described in Note 19 to the financial statements, the financial impact of COVID-19 and the continuing emergency measures may impact subsequent periods.

Report on Internal Control over Financial Reporting

In planning and performing our audit of the financial statements, we considered the Fairfield Union Local School District's internal control over financial reporting (internal control) as a basis for designing audit procedures that are appropriate in the circumstances for the purpose of expressing our opinions on the financial statements, but not for the purpose of expressing an opinion on the effectiveness of the Fairfield Union Local School District's internal control. Accordingly, we do not express an opinion on the effectiveness of the Fairfield Union Local School District's internal control.

A *deficiency in internal control* exists when the design or operation of a control does not allow management or employees, in the normal course of performing their assigned functions, to prevent, or detect and correct, misstatements, on a timely basis. A *material weakness* is a deficiency, or a combination of deficiencies, in internal control, such that there is a reasonable possibility that a material misstatement of the Fairfield Union Local School District's financial statements will not be prevented, or detected and corrected, on a timely basis. A *significant deficiency* is a deficiency, or a combination of deficiencies, in internal control that is less severe than a material weakness, yet important enough to merit attention by those charged with governance.

Our consideration of internal control was for the limited purpose described in the first paragraph of this section and was not designed to identify all deficiencies in internal control that might be material weaknesses or, significant deficiencies. Given these limitations, during our audit we did not identify any deficiencies in internal control that we consider to be material weaknesses. However, material weaknesses or significant deficiencies may exist that were not identified.

Report on Compliance and Other Matters

As part of obtaining reasonable assurance about whether the Fairfield Union Local School District's financial statements are free from material misstatement, we performed tests of its compliance with certain provisions of laws, regulations, contracts, and grant agreements, noncompliance with which could have a direct and material effect on the financial statements. However, providing an opinion on compliance with those provisions was not an objective of our audit, and accordingly, we do not express such an opinion. The results of our tests disclosed no instances of noncompliance or other matters that are required to be reported under *Government Auditing Standards*.

Fairfield Union Local School District

Fairfield County

Independent Auditor's Report on Internal Control Over Financial Reporting and on Compliance and Other Matters

Based on an Audit of Financial Statements Performed in Accordance With *Government Auditing Standards*

Page 2

Purpose of this Report

The purpose of this report is solely to describe the scope of our testing of internal control and compliance and the results of that testing, and not to provide an opinion on the effectiveness of the Fairfield Union Local School District's internal control or on compliance. This report is an integral part of an audit performed in accordance with *Government Auditing Standards* in considering the Fairfield Union Local School District's internal control and compliance. Accordingly, this communication is not suitable for any other purpose.

A handwritten signature in cursive script that reads "Julian & Grube, Inc.".

Julian & Grube, Inc.

January 26, 2023

**Independent Auditor's Report on Compliance for Each Major Federal Program
and on Internal Control Over Compliance Required by the Uniform Guidance**

Fairfield Union Local School District
Fairfield County
6417 Cincinnati-Zanesville Road NE
Lancaster, Ohio 43130

To the Board of Education:

Report on Compliance for Each Major Federal Program

Opinion on Each Major Federal Program

We have audited the Fairfield Union Local School District's compliance with the types of compliance requirements identified as subject to audit in the U.S. Office of Management and Budget (OMB) *Compliance Supplement* that could have a direct and material effect on each of the Fairfield Union Local School District's major federal programs for the fiscal year ended June 30, 2022. The Fairfield Union Local School District's major federal programs are identified in the summary of auditor's results section of the accompanying schedule of findings.

In our opinion, the Fairfield Union Local School District complied, in all material respects, with the compliance requirements referred to above that could have a direct and material effect on each of its major federal programs for the fiscal year ended June 30, 2022.

Basis for Opinion on Each Major Federal Program

We conducted our audit of compliance in accordance with auditing standards generally accepted in the United States of America (GAAS); the standards applicable to financial audits contained in *Government Auditing Standards*, issued by the Comptroller General of the United States (*Government Auditing Standards*); and the audit requirements of Title 2 U.S. Code of Federal Regulations Part 200, *Uniform Administrative Requirements, Cost Principles, and Audit Requirements for Federal Awards* (Uniform Guidance). Our responsibilities under those standards and the Uniform Guidance are further described in the "Auditor's Responsibilities for the Audit of Compliance" section of our report.

We are required to be independent of the Fairfield Union Local School District and to meet our other ethical responsibilities, in accordance with relevant ethical requirements relating to our audit. We believe that the audit evidence we have obtained is sufficient and appropriate to provide a basis for our opinion on compliance for each major federal program. Our audit does not provide a legal determination of the Fairfield Union Local School District's compliance with the compliance requirements referred to above.

Responsibilities of Management for Compliance

Management is responsible for compliance with the requirements referred to above and for the design, implementation, and maintenance of effective internal control over compliance with the requirements of laws, statutes, regulations, rules, and provisions of contracts or grant agreements applicable to the Fairfield Union Local School District's federal programs.

Auditor's Responsibilities for the Audit of Compliance

Our objectives are to obtain reasonable assurance about whether material noncompliance with the compliance requirements referred to above occurred, whether due to fraud or error, and express an opinion on the Fairfield Union Local School District's compliance based on our audit. Reasonable assurance is a high level of assurance but is not absolute assurance and therefore is not a guarantee that an audit conducted in accordance with GAAS, *Government Auditing Standards*, and the Uniform Guidance will always detect material noncompliance when it exists. The risk of not detecting material noncompliance resulting from fraud is higher than for that resulting from error, as fraud may involve collusion, forgery, intentional omissions, misrepresentations, or the override of internal control. Noncompliance with the compliance requirements referred to above is considered material if there is a substantial likelihood that, individually or in the aggregate, it would influence the judgment made by a reasonable user of the report on compliance about the Fairfield Union Local School District's compliance with the requirements of each major federal program as a whole.

In performing an audit in accordance with GAAS, *Government Auditing Standards*, and the Uniform Guidance, we:

- exercise professional judgment and maintain professional skepticism throughout the audit.
- identify and assess the risks of material noncompliance, whether due to fraud or error, and design and perform audit procedures responsive to those risks. Such procedures include examining, on a test basis, evidence regarding the Fairfield Union Local School District's compliance with the compliance requirements referred to above and performing such other procedures as we considered necessary in the circumstances.
- obtain an understanding of the Fairfield Union Local School District's internal control over compliance relevant to the audit in order to design audit procedures that are appropriate in the circumstances and to test and report on internal control over compliance in accordance with the Uniform Guidance, but not for the purpose of expressing an opinion on the effectiveness of the Fairfield Union Local School District's internal control over compliance. Accordingly, no such opinion is expressed.

We are required to communicate with those charged with governance regarding, among other matters, the planned scope and timing of the audit and any significant deficiencies and material weaknesses in internal control over compliance that we identified during the audit.

Report on Internal Control over Compliance

A deficiency in internal control over compliance exists when the design or operation of a control over compliance does not allow management or employees, in the normal course of performing their assigned functions, to prevent, or detect and correct, noncompliance with a type of compliance requirement of a federal program on a timely basis. A *material weakness in internal control over compliance* is a deficiency, or a combination of deficiencies, in internal control over compliance, such that there is a reasonable possibility that material noncompliance with a type of compliance requirement of a federal program will not be prevented, or detected and corrected, on a timely basis. A *significant deficiency in internal control over compliance* is a deficiency, or a combination of deficiencies, in internal control over compliance with a type of compliance requirement of a federal program that is less severe than a material weakness in internal control over compliance, yet important enough to merit attention by those charged with governance.

Our consideration of internal control over compliance was for the limited purpose described in the "Auditor's Responsibilities for the Audit of Compliance" section above and was not designed to identify all deficiencies in internal control over compliance that might be material weaknesses or significant deficiencies in internal control over compliance. Given these limitations, during our audit we did not identify any deficiencies in internal control over compliance that we consider to be material weaknesses, as defined above. However, material weaknesses or significant deficiencies in internal control over compliance may exist that were not identified.

Our audit was not designed for the purpose of expressing an opinion on the effectiveness of internal control over compliance. Accordingly, no such opinion is expressed.

The purpose of this report on internal control over compliance is solely to describe the scope of our testing of internal control over compliance and the results of that testing based on the requirements of the Uniform Guidance. Accordingly, this report is not suitable for any other purpose.

Julian & Grube, Inc.

Julian & Grube, Inc.
January 26, 2023

**FAIRFIELD UNION LOCAL SCHOOL DISTRICT
FAIRFIELD COUNTY, OHIO**

**SCHEDULE OF FINDINGS
2 CFR § 200.515
JUNE 30, 2022**

1. SUMMARY OF AUDITOR'S RESULTS		
<i>(d)(1)(i)</i>	<i>Type of Financial Statement Opinion</i>	Unmodified
<i>(d)(1)(ii)</i>	<i>Were there any material control weaknesses reported at the financial statement level (GAGAS)?</i>	No
<i>(d)(1)(ii)</i>	<i>Were there any significant deficiencies in internal control reported at the financial statement level (GAGAS)?</i>	No
<i>(d)(1)(iii)</i>	<i>Was there any reported material noncompliance at the financial statement level (GAGAS)?</i>	No
<i>(d)(1)(iv)</i>	<i>Were there any material internal control weaknesses reported for major federal programs?</i>	No
<i>(d)(1)(iv)</i>	<i>Were there any significant deficiencies in internal control reported for major federal programs?</i>	No
<i>(d)(1)(v)</i>	<i>Type of Major Program's Compliance Opinion</i>	Unmodified
<i>(d)(1)(vi)</i>	<i>Are there any reportable findings under 2 CFR §200.516(a)?</i>	No
<i>(d)(1)(vii)</i>	<i>Major Program (listed):</i>	COVID-19 - Education Stabilization Fund (ALN 84.425)
<i>(d)(1)(viii)</i>	<i>Dollar Threshold: Type A/B Programs</i>	Type A: >\$750,000 Type B: all others
<i>(d)(1)(ix)</i>	<i>Low Risk Auditee under 2 CFR § 200.520?</i>	Yes

2. FINDINGS RELATED TO THE BASIC FINANCIAL STATEMENTS REQUIRED TO BE REPORTED IN ACCORDANCE WITH GAGAS

None

3. FINDINGS AND QUESTIONED COSTS FOR FEDERAL AWARDS

None

This page intentionally left blank.

OHIO AUDITOR OF STATE KEITH FABER



FAIRFIELD UNION LOCAL SCHOOL DISTRICT

FAIRFIELD COUNTY

AUDITOR OF STATE OF OHIO CERTIFICATION

This is a true and correct copy of the report, which is required to be filed pursuant to Section 117.26, Revised Code, and which is filed in the Office of the Ohio Auditor of State in Columbus, Ohio.



Certified for Release 3/28/2023

88 East Broad Street, Columbus, Ohio 43215
Phone: 614-466-4514 or 800-282-0370

This report is a matter of public record and is available online at
www.ohioauditor.gov