

FIRELANDS LOCAL SCHOOL DISTRICT
LORAIN COUNTY, OHIO

SINGLE AUDIT

**FOR THE FISCAL YEAR ENDED
JUNE 30, 2022**



88 East Broad Street
Columbus, Ohio 43215
IPARepor@ohioauditor.gov
(800) 282-0370

Board of Education
Firelands Local School District
112 North Lake Street
South Amherst, Ohio 44001

We have reviewed the *Independent Auditor's Report* of the Firelands Local School District, Lorain County, prepared by Julian & Grube, Inc., for the audit period July 1, 2021 through June 30, 2022. Based upon this review, we have accepted these reports in lieu of the audit required by Section 117.11, Revised Code. The Auditor of State did not audit the accompanying financial statements and, accordingly, we are unable to express, and do not express an opinion on them.

Our review was made in reference to the applicable sections of legislative criteria, as reflected by the Ohio Constitution, and the Revised Code, policies, procedures and guidelines of the Auditor of State, regulations and grant requirements. The Firelands Local School District is responsible for compliance with these laws and regulations.

A handwritten signature in black ink that reads "Keith Faber".

Keith Faber
Auditor of State
Columbus, Ohio

May 02, 2023

This page intentionally left blank.

**FIRELANDS LOCAL SCHOOL DISTRICT
LORAIN COUNTY, OHIO**

TABLE OF CONTENTS

Independent Auditor’s Report.....	1 - 3
Management’s Discussion and Analysis.....	4 - 14
Basic Financial Statements:	
Government-Wide Financial Statements:	
Statement of Net Position	15
Statement of Activities.....	16
Fund Financial Statements:	
Balance Sheet - Governmental Funds	17
Reconciliation of Total Governmental Fund Balances to Net Position of Governmental Activities.....	18
Statement of Revenues, Expenditures and Changes in Fund Balances - Governmental Funds	19
Reconciliation of the Statement of Revenues, Expenditures and Changes in Fund Balances of Governmental Funds to the Statement of Activities	20
Statement of Revenues, Expenditures and Changes in Fund Balance - Budget and Actual (Non-GAAP Budgetary Basis) - General Fund	21
Statement of Fiduciary Net Position	22
Statement of Changes in Fiduciary Net Position	23
Notes to the Basic Financial Statements	24 - 65
Required Supplementary Information:	
Schedule of the District’s Proportionate Share of the Net Pension Liability:	
School Employees Retirement System (SERS) of Ohio	66 - 67
State Teachers Retirement System (STRS) of Ohio	68 - 69
Schedule of District Pension Contributions:	
School Employees Retirement System (SERS) of Ohio	70 - 71
State Teachers Retirement System (STRS) of Ohio	72 - 73
Schedule of the District’s Proportionate Share of the Net OPEB Liability/Asset:	
School Employees Retirement System (SERS) of Ohio	74 - 75
State Teachers Retirement System (STRS) of Ohio	76 - 77
Schedule of District OPEB Contributions:	
School Employees Retirement System (SERS) of Ohio	78 - 79
State Teachers Retirement System (STRS) of Ohio	80 - 81
Notes to the Required Supplementary Information	82 - 84
Supplementary Information:	
Schedule of Expenditures of Federal Awards	85
Notes to the Schedule of Expenditures of Federal Awards	86
Independent Auditor’s Report on Internal Control Over Financial Reporting and on Compliance and Other Matters Based on an Audit of Financial Statements Performed in Accordance With <i>Government Auditing Standards</i>	87 - 88
Independent Auditor’s Report on Compliance for Each Major Federal Program and on Internal Control Over Compliance Required by the Uniform Guidance	89 - 91
Schedule of Findings 2 <i>CFR</i> § 200.515	92

This page intentionally left blank.

Independent Auditor's Report

Firelands Local School District
Lorain County
112 North Lake Street
South Amherst, Ohio 44001

To the Board of Education:

Report on the Audit of the Financial Statements

Opinions

We have audited the accompanying financial statements of the governmental activities, each major fund, and the aggregate remaining fund information of the Firelands Local School District, Lorain County, Ohio, as of and for the fiscal year ended June 30, 2022, and the related notes to the financial statements, which collectively comprise the Firelands Local School District's basic financial statements as listed in the table of contents.

In our opinion, the financial statements referred to above present fairly, in all material respects, the respective financial position of the governmental activities, each major fund, and the aggregate remaining fund information of the Firelands Local School District, as of June 30, 2022, and the respective changes in financial position, thereof and the budgetary comparison for the General Fund for the fiscal year then ended in accordance with accounting principles generally accepted in the United States of America.

Basis for Opinions

We conducted our audit in accordance with auditing standards generally accepted in the United States of America and the standards applicable to financial audits contained in *Government Auditing Standards*, issued by the Comptroller General of the United States. Our responsibilities under those standards are further described in the "Auditor's Responsibilities for the Audit of the Financial Statements" section of our report. We are required to be independent of the Firelands Local School District and to meet our other ethical responsibilities, in accordance with the relevant ethical requirements relating to our audit. We believe that the audit evidence we have obtained is sufficient and appropriate to provide a basis for our audit opinions.

Emphasis of Matter

As described in Note 18 to the financial statements, the financial impact of COVID-19 and the continuing emergency measures may impact subsequent periods of the Firelands Local School District. Our opinions are not modified with respect to this matter.

Responsibilities of Management for the Financial Statements

Management is responsible for the preparation and fair presentation of the financial statements in accordance with accounting principles generally accepted in the United States of America, and for the design, implementation, and maintenance of internal control relevant to the preparation and fair presentation of financial statements that are free from material misstatement, whether due to fraud or error.

In preparing the financial statements, management is required to evaluate whether there are conditions or events, considered in the aggregate, that raise substantial doubt about the Firelands Local School District's ability to continue as a going concern for twelve months beyond the financial statement date, including any currently known information that may raise substantial doubt shortly thereafter.

Auditor's Responsibilities for the Audit of the Financial Statements

Our objectives are to obtain reasonable assurance about whether the financial statements as a whole are free from material misstatement, whether due to fraud or error, and to issue an auditor's report that includes our opinions. Reasonable assurance is a high level of assurance but is not absolute assurance and therefore is not a guarantee that an audit conducted in accordance with generally accepted auditing standards and *Government Auditing Standards* will always detect a material misstatement when it exists. The risk of not detecting a material misstatement resulting from fraud is higher than for one resulting from error, as fraud may involve collusion, forgery, intentional omissions, misrepresentations, or the override of internal control. Misstatements are considered material if there is a substantial likelihood that, individually or in the aggregate, they would influence the judgment made by a reasonable user based on the financial statements.

In performing an audit in accordance with generally accepted auditing standards and *Government Auditing Standards*, we:

- exercise professional judgment and maintain professional skepticism throughout the audit.
- identify and assess the risks of material misstatement of the financial statements, whether due to fraud or error, and design and perform audit procedures responsive to those risks. Such procedures include examining, on a test basis, evidence regarding the amounts and disclosures in the financial statements.
- obtain an understanding of internal control relevant to the audit in order to design audit procedures that are appropriate in the circumstances, but not for the purpose of expressing an opinion on the effectiveness of the Firelands Local School District's internal control. Accordingly, no such opinion is expressed.
- evaluate the appropriateness of accounting policies used and the reasonableness of significant accounting estimates made by management, as well as evaluate the overall presentation of the financial statements.
- conclude whether, in our judgment, there are conditions or events, considered in the aggregate, that raise substantial doubt about the Firelands Local School District's ability to continue as a going concern for a reasonable period of time.

We are required to communicate with those charged with governance regarding, among other matters, the planned scope and timing of the audit, significant audit findings, and certain internal control-related matters that we identified during the audit.

Required Supplementary Information

Accounting principles generally accepted in the United States of America require that the *management's discussion and analysis, schedules of net pension and other post-employment benefit assets and liabilities, and pension and other post-employment benefit contribution* listed in the table of contents be presented to supplement the basic financial statements. Such information is the responsibility of management and, although not a part of the basic financial statements, is required by the Governmental Accounting Standards Board who considers it to be an essential part of financial reporting for placing the basic financial statements in an appropriate operational, economic, or historical context. We have applied certain limited procedures to the required supplementary information in accordance with auditing standards generally accepted in the United States of America, which consisted of inquiries of management about the methods of preparing the information and comparing the information for consistency with management's responses to our inquiries, the basic financial statements, and other knowledge we obtained during our audit of the basic financial statements. We do not express an opinion or provide any assurance on the information because the limited procedures do not provide us with sufficient evidence to express an opinion or provide any assurance.

Supplementary Information

Our audit was conducted for the purpose of forming opinions on the financial statements that collectively comprise the Firelands Local School District's basic financial statements. The accompanying schedule of expenditures of federal awards, as required by Title 2 U.S. *Code of Federal Regulations Part 200, Uniform Administrative Requirements, Cost Principles, and Audit Requirements for Federal Awards*, is presented for purposes of additional analysis and is not a required part of the basic financial statements. Such information is the responsibility of management and was derived from and relates directly to the underlying accounting and other records used to prepare the basic financial statements. The information has been subjected to the auditing procedures applied in the audit of the basic financial statements and certain additional procedures, including comparing and reconciling such information directly to the underlying accounting and other records used to prepare the basic financial statements or to the basic financial statements themselves, and other additional procedures in accordance with auditing standards generally accepted in the United States of America. In our opinion, the schedule of expenditures of federal awards is fairly stated, in all material respects, in relation to the basic financial statements as a whole.

Other Reporting Required by Government Auditing Standards

In accordance with *Government Auditing Standards*, we have also issued our report dated March 23, 2023 on our consideration of the Firelands Local School District's internal control over financial reporting and on our tests of its compliance with certain provisions of laws, regulations, contracts, and grant agreements and other matters. The purpose of that report is solely to describe the scope of our testing of internal control over financial reporting and compliance and the results of that testing, and not to provide an opinion on the effectiveness of the Firelands Local School District's internal control over financial reporting or on compliance. That report is an integral part of an audit performed in accordance with *Government Auditing Standards* in considering Firelands Local School District's internal control over financial reporting and compliance.



Julian & Grube, Inc.
March 23, 2023

**FIRELANDS LOCAL SCHOOL DISTRICT
LORAIN COUNTY, OHIO**

**MANAGEMENT'S DISCUSSION AND ANALYSIS
FOR THE FISCAL YEAR ENDED JUNE 30, 2022**

The management's discussion and analysis of Firelands Local School District's (the "District") financial performance provides an overall review of the District's financial activities for the fiscal year ended June 30, 2022. The intent of this discussion and analysis is to look at the District's financial performance as a whole; readers should also review the basic financial statements and the notes to the basic financial statements to enhance their understanding of the District's financial performance.

Financial Highlights

Key financial highlights for fiscal year 2022 are as follows:

- In total, net position of governmental activities increased \$3,998,363, which represents a 38.25% increase from June 30, 2021's net position.
- General revenues accounted for \$20,388,726 in revenue or 83.01% of all revenues. Program specific revenues in the form of charges for services and sales, and operating grants and contributions accounted for \$4,172,694 in revenue or 16.99% of total revenues of \$24,561,420.
- The District had \$20,563,057 in expenses related to governmental activities; only \$4,172,694 of these expenses were offset by program specific charges for services and sales, and operating grants and contributions. General revenues supporting governmental activities (primarily property taxes and unrestricted grants and entitlements) of \$20,388,726 were adequate to provide for these programs.
- The District's major governmental funds are the general fund and classroom facilities fund. The general fund had \$20,090,819 in revenues and \$19,070,912 in expenditures and other financing uses. During fiscal year 2022, the general fund's fund balance increased \$1,019,907 from a balance of \$16,371,243 to \$17,391,150.
- The classroom facilities fund had \$2,286,069 in revenues and \$17,477,673 in expenditures. The classroom facilities fund's fund balance decreased \$15,191,604 from a balance of \$17,952,055 to \$2,760,451.

Using these Basic Financial Statements

This annual report consists of a series of financial statements and notes to those statements. These statements are organized so the reader can understand the District as a financial whole, an entire operating entity. The statements then proceed to provide an increasingly detailed look at specific financial activities.

The statement of net position and statement of activities provide information about the activities of the whole District, presenting both an aggregate view of the District's finances and a longer-term view of those finances. Fund financial statements provide the next level of detail. For governmental funds, these statements tell how services were financed in the short-term as well as what remains for future spending. The fund financial statements also look at the District's most significant funds with all other nonmajor funds presented in total in one column. In the case of the District, the general fund and the classroom facilities fund are by far the most significant funds, and the only governmental funds reported as a major funds.

Reporting the District as a Whole

Statement of Net Position and the Statement of Activities

While this document contains the large number of funds used by the District to provide programs and activities, the view of the District as a whole looks at all financial transactions and asks the question, "How did the District do financially during fiscal year 2022?" The statement of net position and the statement of activities answer this question. These statements include all non-fiduciary assets, deferred outflows of resources, liabilities, deferred inflows of resources, revenues and expenses using the accrual basis of accounting similar to the accounting used by most private-sector companies. This basis of accounting will take into account all of the current year's revenues and expenses regardless of when cash is received or paid.

**FIRELANDS LOCAL SCHOOL DISTRICT
LORAIN COUNTY, OHIO**

**MANAGEMENT'S DISCUSSION AND ANALYSIS
FOR THE FISCAL YEAR ENDED JUNE 30, 2022**

These two statements report the District's net position and changes in net position. This change in net position is important because it tells the reader that, for the District as a whole, the financial position of the District has improved or diminished. The causes of this change may be the result of many factors, some financial, some not. Non-financial factors include the District's property tax base, current property tax laws in Ohio restricting revenue growth, facility conditions, required educational programs and other factors.

In the statement of net position and the statement of activities, the governmental activities include the District's programs and services, including instruction, support services, operation and maintenance, pupil transportation, extracurricular activities, and food service operations.

The District's statement of net position and statement of activities can be found on pages 15-16 of this report.

Reporting the District's Most Significant Funds

Fund Financial Statements

The analysis of the District's major governmental fund begins on page 10. Fund financial reports provide detailed information about the District's major funds. The District uses many funds to account for a multitude of financial transactions. However, these fund financial statements focus on the District's most significant funds. The District's only major governmental funds are the general fund and the classroom facilities fund.

Governmental Funds

Most of the District's activities are reported in governmental funds, which focus on how money flows into and out of those funds and the balances left at year end available for spending in future periods. These funds are reported using an accounting method called modified accrual accounting, which measures cash and all other financial assets that can readily be converted to cash. The governmental fund financial statements provide a detailed short-term view of the District's general government operations and the basic services it provides. Governmental fund information helps you determine whether there are more or fewer financial resources that can be spent in the near future to finance educational programs. The relationship (or differences) between governmental activities (reported in the statement of net position and the statement of activities) and governmental funds is reconciled in the basic financial statements. The basic governmental fund financial statements can be found on pages 17-21 of this report.

Reporting the District's Fiduciary Responsibilities

The District acts in a trustee capacity as an agent for individuals and/or other governments or organizations. These activities are reported in custodial funds. The District's fiduciary activities are reported in a separate statement of fiduciary net position and statement of changes in fiduciary net position on page 22 and 23. These activities are excluded from the District's other financial statements because the assets cannot be utilized by the District to finance its operations.

Notes to the Basic Financial Statements

The notes provide additional information that is essential to a full understanding of the data provided in the government-wide and fund financial statements. These notes to the basic financial statements can be found on pages 24-65 of this report.

Required Supplementary Information

In addition to the basic financial statements and accompanying notes, this report also presents certain required supplementary information concerning the District's net pension liability and net OPEB liability/asset. The required supplementary information can be found on pages 67 - 85 of this report.

**FIRELANDS LOCAL SCHOOL DISTRICT
LORAIN COUNTY, OHIO**

MANAGEMENT'S DISCUSSION AND ANALYSIS
FOR THE FISCAL YEAR ENDED JUNE 30, 2022

The District as a Whole

The table below provides a summary of the District's net position for June 30, 2022 and June 30, 2021.

	Net Position	
	Governmental Activities 2022	(Restated) Governmental Activities 2021
	<u>2022</u>	<u>2021</u>
<u>Assets</u>		
Current and other assets	\$ 45,105,113	\$ 59,532,592
Net OPEB asset	1,413,303	1,159,217
Capital assets, net	<u>29,907,192</u>	<u>12,279,294</u>
Total assets	<u>76,425,608</u>	<u>72,971,103</u>
<u>Deferred Outflows of Resources</u>		
Pension	4,706,004	3,565,297
OPEB	<u>580,734</u>	<u>519,130</u>
Total deferred outflows of resources	<u>5,286,738</u>	<u>4,084,427</u>
<u>Liabilities</u>		
Current liabilities	5,175,873	3,516,817
Long-term liabilities:		
Due within one year	641,068	628,721
Due in more than one year:		
Net pension liability	11,535,038	20,897,084
Net OPEB liability	1,571,591	1,692,648
Other amounts	<u>24,650,694</u>	<u>25,224,240</u>
Total liabilities	<u>43,574,264</u>	<u>51,959,510</u>
<u>Deferred Inflows of Resources</u>		
Property taxes and payment in lieu of taxes levied for next year	11,344,032	11,216,086
Lease	287,835	299,504
Pension	9,449,283	788,951
OPEB	<u>2,605,890</u>	<u>2,338,800</u>
Total deferred inflows of resources	<u>23,687,040</u>	<u>14,643,341</u>
<u>Net Position</u>		
Net investment in capital assets	7,267,309	4,065,114
Restricted	5,451,497	7,879,590
Unrestricted (deficit)	<u>1,732,236</u>	<u>(1,492,025)</u>
Total net position	<u>\$ 14,451,042</u>	<u>\$ 10,452,679</u>

The net pension liability (NPL) is the largest single liability reported by the District at June 30, 2022 and is reported pursuant to GASB Statement 68, "Accounting and Financial Reporting for Pensions - an Amendment of GASB Statement 27." The District adopted GASB Statement 75, "Accounting and Financial Reporting for Postemployment Benefits Other Than Pensions," which significantly revises accounting for costs and liabilities related to other postemployment benefits (OPEB). For reasons discussed below, many end users of this financial statement will gain a clearer understanding of the District's actual financial condition by adding deferred inflows related to pension and OPEB, the net pension liability and the net OPEB liability/asset to the reported net position and subtracting deferred outflows related to pension and OPEB.

**FIRELANDS LOCAL SCHOOL DISTRICT
LORAIN COUNTY, OHIO**

MANAGEMENT'S DISCUSSION AND ANALYSIS
FOR THE FISCAL YEAR ENDED JUNE 30, 2022

Governmental Accounting Standards Board standards are national and apply to all government financial reports prepared in accordance with generally accepted accounting principles. Prior accounting for pensions (GASB 27) and postemployment benefits (GASB 45) focused on a funding approach. This approach limited pension and OPEB costs to contributions annually required by law, which may or may not be sufficient to fully fund each plan's *net pension liability* or *net OPEB liability*. GASB 68 and GASB 75 take an earnings approach to pension and OPEB accounting; however, the nature of Ohio's statewide pension/OPEB plans and state law governing those systems requires additional explanation in order to properly understand the information presented in these statements.

GASB 68 and GASB 75 require the net pension liability and the net OPEB liability/asset to equal the District's proportionate share of each plan's collective:

1. Present value of estimated future pension/OPEB benefits attributable to active and inactive employees' past service.
2. Minus plan assets available to pay these benefits.

GASB notes that pension and OPEB obligations, whether funded or unfunded, are part of the "employment exchange" – that is, the employee is trading his or her labor in exchange for wages, benefits, and the promise of a future pension and other postemployment benefits. GASB noted that the unfunded portion of this promise is a present obligation of the government, part of a bargained-for benefit to the employee, and should accordingly be reported by the government as a liability since they received the benefit of the exchange. However, the District is not responsible for certain key factors affecting the balance of these liabilities. In Ohio, the employee shares the obligation of funding pension benefits with the employer. Both employer and employee contribution rates are capped by State statute. A change in these caps requires action of both Houses of the General Assembly and approval of the Governor. Benefit provisions are also determined by State statute. The Ohio Revised Code permits, but does not require, the retirement systems to provide healthcare to eligible benefit recipients. The retirement systems may allocate a portion of the employer contributions to provide for these OPEB benefits.

The employee enters the employment exchange with the knowledge that the employer's promise is limited not by contract but by law. The employer enters the exchange also knowing that there is a specific, legal limit to its contribution to the retirement system. In Ohio, there is no legal means to enforce the unfunded liability of the pension/OPEB plan *as against the public employer*. State law operates to mitigate/lessen the moral obligation of the public employer to the employee, because all parties enter the employment exchange with notice as to the law. The retirement system is responsible for the administration of the pension and OPEB plans.

Most long-term liabilities have set repayment schedules or, in the case of compensated absences (i.e. sick and vacation leave), are satisfied through paid time-off or termination payments. There is no repayment schedule for the net pension liability or the net OPEB liability. As explained above, changes in benefits, contribution rates, and return on investments affect the balance of these liabilities but are outside the control of the local government. In the event that contributions, investment returns, and other changes are insufficient to keep up with required payments, State statute does not assign/identify the responsible party for the unfunded portion. Due to the unique nature of how the net pension liability and the net OPEB liability are satisfied, these liabilities are separately identified within the long-term liability section of the statement of net position.

In accordance with GASB 68 and GASB 75, the District's statements prepared on an accrual basis of accounting include an annual pension expense and an annual OPEB expense for their proportionate share of each plan's *change* in net pension liability and net OPEB liability/asset, respectively, not accounted for as deferred inflows/outflows.

At year end, capital assets represented 39.13% of total assets. Capital assets include land, construction in progress, land improvements, buildings and improvements, furniture and equipment, vehicles, and intangible right to use - leased equipment. The District's net investment in capital assets at June 30, 2022 was \$7,267,309. These capital assets are used to provide services to the students and are not available for future spending. Although the District's investment in capital assets is reported net of related debt, it should be noted that the resources to repay the debt must be provided from other sources, since capital assets may not be used to liquidate these liabilities.

Total assets at fiscal year-end include a net OPEB asset reported by the State Teachers Retirement System (STRS). See Note 13 for more detail.

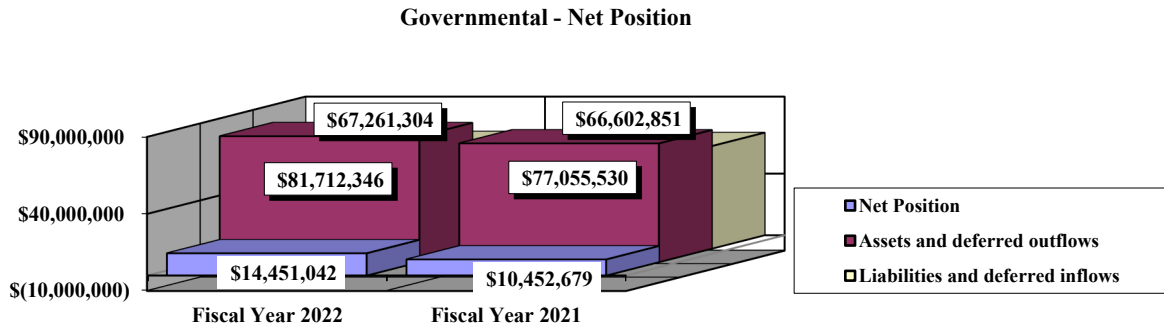
**FIRELANDS LOCAL SCHOOL DISTRICT
LORAIN COUNTY, OHIO**

**MANAGEMENT'S DISCUSSION AND ANALYSIS
FOR THE FISCAL YEAR ENDED JUNE 30, 2022**

The net pension liability decreased \$9,362,046 or 44.80% and deferred inflows of resources related to pension increased \$8,660,332. These changes were the result of changes at the pension system level for the State Teachers Retirement System (STRS) and the School Employees Retirement System (SERS). Net investment income on investments at both pension systems exceeded estimates for the fiscal year 2021 measurement that are used for the fiscal year 2022 reporting which cause a large increase in fiduciary net position.

A portion of the District's net position, \$5,451,497, represents resources that are subject to external restriction on how they may be used. The remaining balance of unrestricted net position is \$1,732,236.

The graph below illustrates the District's governmental activities assets plus deferred outflows of resources, liabilities plus deferred inflows of resources and net position at June 30, 2022 and 2021.



The table below shows the change in net position for fiscal years 2022 and 2021.

Change in Net Position

	Governmental Activities	
	2022	2021
Program revenues:		
Charges for services and sales	\$ 1,121,019	\$ 3,483,085
Operating grants and contributions	2,889,160	3,622,005
Capital grants and contributions	162,515	22,747
General revenues:		
Property taxes	11,297,645	13,265,314
Payments in lieu of taxes	13,255	10,549
Grants and entitlements	9,348,811	7,933,092
Investment earnings	104,176	84,597
Change in fair value of investments	(415,398)	(61,196)
Miscellaneous	40,237	262,721
Total revenues	24,561,420	28,622,914

- (Continued)

**FIRELANDS LOCAL SCHOOL DISTRICT
LORAIN COUNTY, OHIO**

MANAGEMENT'S DISCUSSION AND ANALYSIS
FOR THE FISCAL YEAR ENDED JUNE 30, 2022

Change in Net Position (Continued)

<u>Expenses</u>	Governmental Activities	
	2022	2021
Program expenses:		
Instruction:		
Regular	\$ 7,491,361	\$ 7,920,328
Special	2,912,752	3,127,720
Vocational	250,708	294,702
Other	236,975	1,340,741
Support services:		
Pupil	1,240,688	1,284,842
Instructional staff	292,818	294,108
Board of education	23,011	14,362
Administration	1,607,358	1,858,634
Fiscal	554,164	579,846
Operations and maintenance	1,672,661	1,540,979
Pupil transportation	1,244,252	1,216,830
Central	674,249	569,508
Operation of non-instructional services:		
Other non-instructional services	40,418	44,724
Food service operations	742,789	715,739
Extracurricular activities	758,408	744,783
Interest and fiscal charges	820,445	839,579
Total expenses	20,563,057	22,387,425
Change in net position	3,998,363	6,235,489
Net position at beginning of year	10,452,679	4,217,190
Net position at end of year	\$ 14,451,042	\$ 10,452,679

Governmental Activities

Net position of the District's governmental activities increased \$3,998,363. Total governmental expenses of \$20,563,057 were offset by program revenues of \$4,172,694 and general revenues of \$20,388,726. Program revenues supported 20.29% of the total governmental expenses.

The primary sources of revenue for governmental activities are derived from property taxes and grants and entitlements. These revenue sources represent 84.06% of total governmental revenue. Real estate property is reappraised every six years. Property tax revenue and delinquent taxes receivable decreased as a result of delinquent taxes related to Nexus pipeline.

Operating grants and contributions decreased primarily due to more federal grant funding, including Elementary and Secondary School Emergency Relief (ESSER) funding and Coronavirus Relief funding, received in fiscal year 2021. Capital grants and contributions increased in fiscal year 2022, which represents investment earnings and contributions and donations restricted for capital improvements.

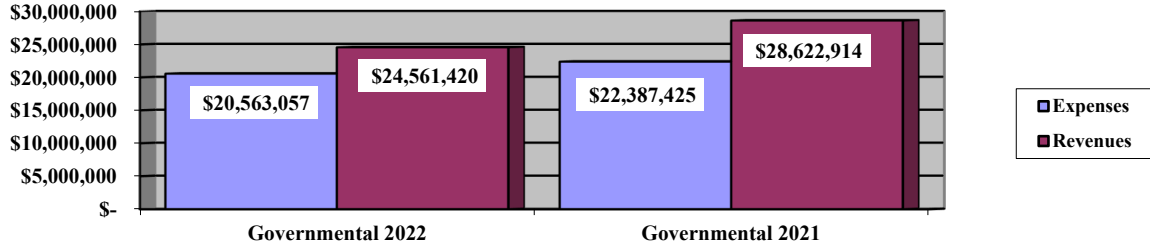
Fiscal year 2022 expenses decreased by \$1,824,368 or 8.15%. This decrease is primarily the result of a decrease in pension expense. Pension expense decreased approximately \$4.5 million. This decrease was the result of a decrease in expenses incurred at the pension system level for STRS and SERS due to an increase in net investment income on investments compared to previous years.

The graph below presents the District's governmental activities revenues and expenses for fiscal years 2022 and 2021.

**FIRELANDS LOCAL SCHOOL DISTRICT
LORAIN COUNTY, OHIO**

**MANAGEMENT'S DISCUSSION AND ANALYSIS
FOR THE FISCAL YEAR ENDED JUNE 30, 2022**

Governmental Activities - Revenues and Expenses



The statement of activities shows the cost of program services and the charges for services and grants offsetting those services. The following table shows, for governmental activities, the total cost of services and the net cost of services for fiscal years 2022 and 2021. That is, it identifies the cost of these services supported by tax revenues, unrestricted State grants and entitlements, and other general revenues of the District.

Governmental Activities

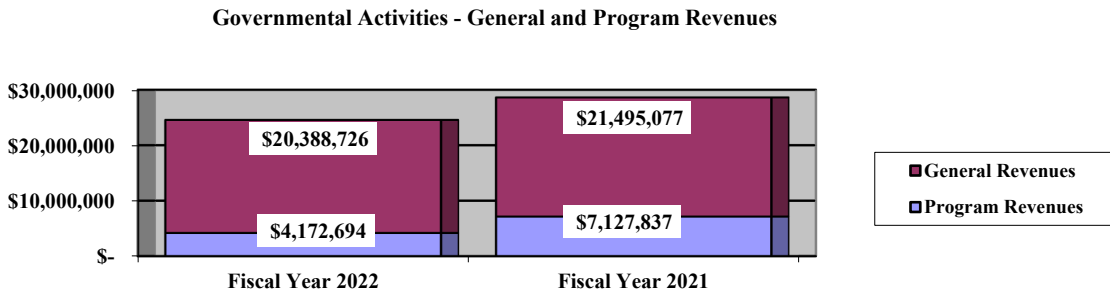
	Total Cost of Services 2022	Net Cost of Services 2022	Total Cost of Services 2021	Net Cost of Services 2021
Program expenses:				
Instruction:				
Regular	\$ 7,491,361	\$ 6,576,712	\$ 7,920,328	\$ 3,731,308
Special	2,912,752	2,056,040	3,127,720	1,887,352
Vocational	250,708	237,208	294,702	268,779
Other	236,975	236,975	1,340,741	1,337,310
Support services:				
Pupil	1,240,688	889,863	1,284,842	1,077,964
Instructional staff	292,818	217,441	294,108	201,523
Board of education	23,011	23,011	14,362	14,362
Administration	1,607,358	1,520,227	1,858,634	1,858,634
Fiscal	554,164	554,164	579,846	579,846
Operations and maintenance	1,672,661	1,570,634	1,540,979	1,399,654
Pupil transportation	1,244,252	1,187,163	1,216,830	1,143,950
Central	674,249	487,255	569,508	376,936
Operation of non-instructional services:				
Other non-instructional services	40,418	(460,820)	44,724	7,807
Food service operations	742,789	(5,823)	715,739	(63,261)
Extracurricular activities	758,408	479,868	744,783	597,845
Interest and fiscal charges	820,445	820,445	839,579	839,579
Total expenses	\$ 20,563,057	\$ 16,390,363	\$ 22,387,425	\$ 15,259,588

**FIRELANDS LOCAL SCHOOL DISTRICT
LORAIN COUNTY, OHIO**

MANAGEMENT'S DISCUSSION AND ANALYSIS
FOR THE FISCAL YEAR ENDED JUNE 30, 2022

The dependence upon taxes and other general revenues for governmental activities is apparent, as 83.61% of instruction activities are supported through taxes and other general revenues. For all governmental activities, general revenue support is 79.71%. The District's taxpayers and grants and entitlements not restricted to specific programs are by far the primary support for the District's students.

The graph below presents the District's governmental activities revenues for fiscal years 2022 and 2021.



The District's Funds

The District's governmental funds reported a combined fund balance of \$24,674,981, which is less than last year's total balance of \$38,220,533.

The table below indicates the fund balance and the total change in fund balance as of June 30, 2022 and June 30, 2021.

	Fund Balance <u>June 30, 2022</u>	Fund Balance <u>June 30, 2021</u>	<u>Change</u>
General fund	\$ 17,391,150	\$ 16,371,243	\$ 1,019,907
Classroom facilities fund	2,760,451	17,952,055	(15,191,604)
Nonmajor governmental funds	<u>4,523,380</u>	<u>3,897,235</u>	<u>626,145</u>
Total	<u>\$ 24,674,981</u>	<u>\$ 38,220,533</u>	<u>\$ (13,545,552)</u>

THIS SPACE IS INTENTIONALLY LEFT BLANK

**FIRELANDS LOCAL SCHOOL DISTRICT
LORAIN COUNTY, OHIO**

MANAGEMENT'S DISCUSSION AND ANALYSIS
FOR THE FISCAL YEAR ENDED JUNE 30, 2022

General Fund

The District's general fund balance increased \$1,019,907. The tables that follow assist in illustrating the revenues and expenditures of the general fund during fiscal years 2022 and 2021.

	<u>2022</u> <u>Amount</u>	<u>2021</u> <u>Amount</u>	<u>Change</u>	<u>Percentage</u> <u>Change</u>
<u>Revenues</u>				
Taxes	\$ 9,525,444	\$ 9,234,517	\$ 290,927	3.15 %
Tuition and fees	729,394	3,227,697	(2,498,303)	(77.40) %
Interest earnings	106,356	92,478	13,878	15.01 %
Increase (decrease) in fair value of investments	(408,790)	(61,196)	(347,594)	568.00 %
Extracurricular	94,426	118,158	(23,732)	(20.08) %
Intergovernmental	9,978,393	8,269,588	1,708,805	20.66 %
Other revenues	<u>65,596</u>	<u>241,250</u>	<u>(175,654)</u>	<u>(72.81) %</u>
Total	<u>\$ 20,090,819</u>	<u>\$ 21,122,492</u>	<u>\$ (1,031,673)</u>	<u>(4.88) %</u>
	<u>2022</u> <u>Amount</u>	<u>2021</u> <u>Amount</u>	<u>Change</u>	<u>Percentage</u> <u>Change</u>
<u>Expenditures</u>				
Instruction	\$ 11,323,040	\$ 10,441,067	\$ 881,973	8.45 %
Support services	6,999,595	6,392,500	607,095	9.50 %
Extracurricular activities	582,157	574,938	7,219	1.26 %
Debt service	<u>86,120</u>	<u>89,760</u>	<u>(3,640)</u>	<u>(4.06) %</u>
Total	<u>\$ 18,990,912</u>	<u>\$ 17,498,265</u>	<u>\$ 1,492,647</u>	<u>8.53 %</u>

Overall revenues and expenditures of the general fund decreased \$1,031,673 or 4.88% and increased \$1,492,647 or 8.53%, respectively. Interest earnings increased as investments matured and fair value of investments decreased due to fluctuations in the economy. Tuition revenues decreased and intergovernmental revenues increased due to changes in the State funding foundation model. Expenditures increased due to certain salaries and wages being paid from the ESSER fund during fiscal year 2021.

Classroom Facilities Fund

The classroom facilities fund had \$2,286,069 in revenues and \$17,477,673 in expenditures. The classroom facilities fund received \$2,264,243 in drawdowns from the Ohio Facilities Construction Commission (OFCC) during fiscal year 2022 and \$17,415,476 in expenditures were made related to the construction project.

General Fund Budgeting Highlights

The District's budget is prepared according to Ohio law and is based on accounting for certain transactions on a basis of cash receipts, disbursements and encumbrances. The most significant budgeted fund is the general fund.

For the general fund, final budgeted revenues of \$21,471,561 remained the same as the original budgeted revenues. Actual revenues and other financing sources were \$20,295,998 which was \$1,175,563 less than the final budgeted amounts.

General fund final and original appropriations (appropriated expenditures plus other financing uses) were \$20,912,039. The actual budget basis expenditures and other financing uses for fiscal year 2022 totaled \$19,695,474, which was \$1,216,565 less than the final budgeted amounts.

**FIRELANDS LOCAL SCHOOL DISTRICT
LORAIN COUNTY, OHIO**

MANAGEMENT'S DISCUSSION AND ANALYSIS
FOR THE FISCAL YEAR ENDED JUNE 30, 2022

Capital Assets and Debt Administration

Capital Assets

Capital assets were restated at July 1, 2021 to report intangible right to use - leased equipment in accordance with GASB Statement No. 87. At the end of fiscal year 2022, the District had \$29,907,192 invested in land, construction in progress, land improvements, buildings and improvements, furniture and equipment, vehicles and intangible right to use - leased equipment.

The following table shows June 30, 2022 balances compared to those at June 30, 2021.

**Capital Assets at June 30
(Net of Depreciation/Amortization)**

	Governmental Activities	
	2022	2021
Land	\$ 851,565	\$ 851,565
Construction in progress	25,419,245	7,500,245
Land improvements	625,928	693,484
Buildings and improvements	1,819,617	1,929,455
Furniture and equipment	207,521	253,501
Vehicles	910,145	904,700
Intangible right to use:		
Leased equipment	73,171	146,344
Total	\$ 29,907,192	\$ 12,279,294

The overall the increase in capital assets of \$17,627,898 is due to additions of \$18,108,852 exceeding depreciation expense of \$480,954.

See Note 8 to the basic financial statements for additional information on the District's capital assets.

Debt Administration

At June 30, 2022, the District had \$240,000 in energy conservation improvement bonds outstanding, \$22,785,000 in general obligation bonds, and \$77,048 in leases payable. Of this total, \$502,048 is due within one year and \$22,600,000 is due in more than one year.

The following table summarizes the long-term obligations outstanding at June 30, 2022 and June 30, 2021.

	Governmental Activities	
	2022	2021
General obligation bonds	\$ 22,785,000	\$ 23,130,000
Energy conservation improvement bonds	240,000	310,000
Leases payable	77,048	150,427
Total	\$ 23,102,048	\$ 23,590,427

At June 30, 2022, the District's overall legal debt margin was \$17,060,594, with an unvoted debt margin of \$412,057. See Note 9 to the basic financial statements for additional information on the District's debt administration.

**FIRELANDS LOCAL SCHOOL DISTRICT
LORAIN COUNTY, OHIO**

**MANAGEMENT'S DISCUSSION AND ANALYSIS
FOR THE FISCAL YEAR ENDED JUNE 30, 2022**

Current Financial Related Activities

The District continues to face a challenging future as do most districts in the State of Ohio. As the preceding information shows, the District relies heavily upon grants and entitlements and property taxes. Since future grant and entitlement revenue stability is in question, the reliance upon local property taxes is increasingly important. In November of 2020 voters approved the combination of two Emergency Levies that were set to expire into one 10-year Substitute Levy that will generate \$2,320,000 a year, but will also allow growth on any new construction each year.

A building project has been a high priority of the District over the last decade. After several failed attempts in 2007, 2015 and 2016, the Board placed a request for a 4.28 mill levy on the November 2019 ballot (including the required 0.5 mill PI maintenance levy). In previous years, the District had planned to build a new joined Middle School and High School with a State funding share of 19%. After failing in 2016, the Board took a step back and engaged with the community in an attempt to figure out what would be supported. The levy in November 2019 was to build a new High School with some shared spaces for the Middle School (cafeteria, kitchen, gym, administrative offices) and to move the middle school into the current high school with a 19% share still coming from the State. That levy was successful, and the new building is under construction. The project was completed in July, 2022 in time for the FY 23 school year.

For several years, the District has been dealing with significant property tax disputes with Green Circle Growers, which owns and operates a large greenhouse complex in the District. Green Circle Grower's challenged the valuation/classification of its property dating back to tax year 2015. In March of 2021 the Ninth District Court of Appeals confirmed a 2018 Ohio Board of Tax Appeals decision in favor of Green Circle Growers agreeing that their greenhouses are personal property/business fixtures and are not subject to property taxes. In response, Lorain County made an attempt at an appeal to the Ohio Supreme Court, but in July 2021 they decided not to hear the case. As a result, the District owes approximately in \$2.95 million in refunds to Green Circle Growers. This refund will be repaid as a reduction of property tax receipt over the two calendar years (3 fiscal years) which began in 2022.

District enrollment increased minimally in fiscal year 2022. Open enrollment has continued to stabilize the District's enrollment and finances. Net positive open enrollment continues to increase each year. Since implementing full open enrollment, the District has continued to experience an increase in net dollars gained from open enrollment.

The District's system of budgeting and internal controls is well regarded, winning the Ohio Auditor of State Award for several years, including the previous five fiscal years. It is important that administration and board of education continues to monitor the finances of the district in order to meet the financial challenges of the future while still providing students with what they need.

Contacting the District's Financial Management

This financial report is designed to provide our citizens, taxpayers, and investors and creditors with a general overview of the District's finances and to show the District's accountability for the money it receives. If you have questions about this report or need additional financial information contact: Ms. Keri Angney, Treasurer, Firelands Local School District, 112 North Lake St. South Amherst, OH 44001-2824.

THIS PAGE IS INTENTIONALLY LEFT BLANK

**FIRELANDS LOCAL SCHOOL DISTRICT
LORAIN COUNTY, OHIO**

STATEMENT OF NET POSITION
JUNE 30, 2022

	Governmental Activities
Assets:	
Equity in pooled cash and investments	\$ 27,404,274
Cash in segregated accounts	413,571
Receivables:	
Property taxes	15,313,626
Payment in lieu of taxes	11,000
Accounts	11,603
Accrued interest	34,446
Intergovernmental	1,560,826
Lease	293,155
Prepayments	52,918
Materials and supplies inventory	3,566
Inventory held for resale	6,128
Net OPEB asset	1,413,303
Capital assets:	
Nondepreciable/amortized capital assets	26,270,810
Depreciable/amortized capital assets, net	3,636,382
Capital assets, net	<u>29,907,192</u>
Total assets	<u>76,425,608</u>
Deferred outflows of resources:	
Pension	4,706,004
OPEB	580,734
Total deferred outflows of resources	<u>5,286,738</u>
Liabilities:	
Accounts payable	59,317
Contracts payable	2,463,460
Retainage payable	413,571
Accrued wages and benefits payable	1,693,466
Intergovernmental payable	409,912
Accrued interest payable	136,147
Long-term liabilities:	
Due within one year	641,068
Due in more than one year:	
Net pension liability	11,535,038
Net OPEB liability	1,571,591
Other amounts due in more than one year	24,650,694
Total liabilities	<u>43,574,264</u>
Deferred inflows of resources:	
Property taxes levied for the next fiscal year	11,333,032
Payment in lieu of taxes levied for the next fiscal year	11,000
Lease	287,835
Pension	9,449,283
OPEB	2,605,890
Total deferred inflows of resources	<u>23,687,040</u>
Net position:	
Net investment in capital assets	7,267,309
Restricted for:	
Capital projects	3,322,347
Classroom facilities maintenance	286,371
Debt service	1,014,012
Unclaimed monies	803
State funded programs	132,354
Federally funded programs	12,436
Food service operations	562,562
Student activities	120,612
Unrestricted (deficit)	1,732,236
Total net position	<u>\$ 14,451,042</u>

SEE ACCOMPANYING NOTES TO THE BASIC FINANCIAL STATEMENTS

**FIRELANDS LOCAL SCHOOL DISTRICT
LORAIN COUNTY, OHIO**

STATEMENT OF ACTIVITIES
FOR THE FISCAL YEAR ENDED JUNE 30, 2022

	Program Revenues				Net (Expense) Revenue and Changes in Net Position
	Expenses	Charges for Services and Sales	Operating Grants and Contributions	Capital Grants and Contributions	Governmental Activities
Governmental activities:					
Instruction:					
Regular	\$ 7,491,361	\$ 659,666	\$ 164,983	\$ 90,000	\$ (6,576,712)
Special	2,912,752	64,798	791,914	-	(2,056,040)
Vocational	250,708	-	13,500	-	(237,208)
Other	236,975	-	-	-	(236,975)
Support services:					
Pupil	1,240,688	32,409	318,416	-	(889,863)
Instructional staff	292,818	-	75,377	-	(217,441)
Board of education	23,011	-	-	-	(23,011)
Administration	1,607,358	-	87,131	-	(1,520,227)
Fiscal	554,164	-	-	-	(554,164)
Operations and maintenance	1,672,661	17,419	12,093	72,515	(1,570,634)
Pupil transportation	1,244,252	6,993	50,096	-	(1,187,163)
Central	674,249	-	186,994	-	(487,255)
Operation of non-instructional services:					
Food service operations	742,789	66,345	1,137,264	-	460,820
Other non-instructional services	40,418	-	46,241	-	5,823
Extracurricular activities	758,408	273,389	5,151	-	(479,868)
Interest and fiscal charges	820,445	-	-	-	(820,445)
Totals	<u>\$ 20,563,057</u>	<u>\$ 1,121,019</u>	<u>\$ 2,889,160</u>	<u>\$ 162,515</u>	<u>(16,390,363)</u>

General revenues:

Property taxes levied for:	
General purposes	9,614,924
Debt service	1,086,632
Capital outlay	500,632
Classroom facilities maintenance	95,457
Payments in lieu of taxes	13,255
Grants and entitlements not restricted to specific programs	9,348,811
Investment earnings	104,176
Change in fair value of investments	(415,398)
Miscellaneous	40,237
Total general revenues	<u>20,388,726</u>
Change in net position	3,998,363
Net position at beginning of year	<u>10,452,679</u>
Net position at end of year	<u>\$ 14,451,042</u>

SEE ACCOMPANYING NOTES TO THE BASIC FINANCIAL STATEMENTS

**FIRELANDS LOCAL SCHOOL DISTRICT
LORAIN COUNTY, OHIO**

BALANCE SHEET
GOVERNMENTAL FUNDS
JUNE 30, 2022

	General	Classroom Facilities	Nonmajor Governmental Funds	Total Governmental Funds
Assets:				
Equity in pooled cash and investments	\$ 17,581,612	\$ 5,193,563	\$ 4,629,099	\$ 27,404,274
Cash in segregated accounts	-	413,571	-	413,571
Receivables:				
Property taxes	13,188,732	-	2,124,894	15,313,626
Payment in lieu of taxes	11,000	-	-	11,000
Accounts	11,535	-	68	11,603
Accrued interest	27,316	7,130	-	34,446
Interfund loans	476,086	-	-	476,086
Intergovernmental	53,850	1,085,617	421,359	1,560,826
Lease	293,155	-	-	293,155
Prepayments	52,526	-	392	52,918
Materials and supplies inventory	-	-	3,566	3,566
Inventory held for resale	-	-	6,128	6,128
Total assets	<u>\$ 31,695,812</u>	<u>\$ 6,699,881</u>	<u>\$ 7,185,506</u>	<u>\$ 45,581,199</u>
Liabilities:				
Accounts payable	\$ 43,750	\$ 1,415	\$ 14,152	\$ 59,317
Contracts payable	-	2,438,279	25,181	2,463,460
Retainage payable	-	413,571	-	413,571
Accrued wages and benefits payable	1,552,987	-	140,479	1,693,466
Compensated absences payable	52,095	-	10,056	62,151
Intergovernmental payable	379,667	548	29,697	409,912
Interfund loans payable	-	-	476,086	476,086
Total liabilities	<u>2,028,499</u>	<u>2,853,813</u>	<u>695,651</u>	<u>5,577,963</u>
Deferred inflows of resources:				
Property taxes levied for the next fiscal year	9,667,695	-	1,665,337	11,333,032
Payment in lieu of taxes levied for the next fiscal year	11,000	-	-	11,000
Delinquent property tax revenue not available	2,292,192	-	223,246	2,515,438
Intergovernmental revenue not available	-	1,085,617	77,892	1,163,509
Accrued interest not available	17,441	-	-	17,441
Lease	287,835	-	-	287,835
Total deferred inflows of resources	<u>12,276,163</u>	<u>1,085,617</u>	<u>1,966,475</u>	<u>15,328,255</u>
Fund balances:				
Nonspendable:				
Materials and supplies inventory	-	-	3,566	3,566
Prepays	52,526	-	392	52,918
Unclaimed monies	803	-	-	803
Restricted:				
Debt service	-	-	1,002,136	1,002,136
Capital improvements	-	2,760,451	916,162	3,676,613
Classroom facilities maintenance	-	-	286,371	286,371
Food service operations	-	-	579,554	579,554
State funded programs	-	-	132,354	132,354
Federally funded programs	-	-	2,344	2,344
Extracurricular	-	-	120,612	120,612
Committed:				
Capital improvements	-	-	1,535,125	1,535,125
Termination benefits	16,280	-	-	16,280
Latchkey program	-	-	8,984	8,984
Other purposes	-	-	7,426	7,426
Assigned:				
Student instruction	288,672	-	-	288,672
Student and staff support	567,572	-	-	567,572
Extracurricular activities	1,270	-	-	1,270
Unassigned (deficit)	16,464,027	-	(71,646)	16,392,381
Total fund balances	<u>17,391,150</u>	<u>2,760,451</u>	<u>4,523,380</u>	<u>24,674,981</u>
Total liabilities, deferred inflows and fund balances	<u>\$ 31,695,812</u>	<u>\$ 6,699,881</u>	<u>\$ 7,185,506</u>	<u>\$ 45,581,199</u>

SEE ACCOMPANYING NOTES TO THE BASIC FINANCIAL STATEMENTS

**FIRELANDS LOCAL SCHOOL DISTRICT
LORAIN COUNTY, OHIO**

RECONCILIATION OF TOTAL GOVERNMENTAL FUND BALANCES TO
NET POSITION OF GOVERNMENTAL ACTIVITIES
JUNE 30, 2022

Total governmental fund balances		\$ 24,674,981
<i>Amounts reported for governmental activities on the statement of net position are different because:</i>		
Capital assets used in governmental activities are not financial resources and therefore are not reported in the funds.		29,907,192
Other long-term assets are not available to pay for current-period expenditures and therefore are deferred inflows in the funds.		
Property taxes receivable	\$ 2,515,438	
Accrued interest receivable	17,441	
Intergovernmental receivable	1,163,509	
Total	3,696,388	3,696,388
Unamortized premiums on bonds issued are not recognized in the funds.		(977,718)
Accrued interest payable is not due and payable in the current period and therefore is not reported in the funds.		(136,147)
The net pension/OPEB assets & liabilities are not due and payable in the current period; therefore, the assets, liabilities and related deferred inflows/outflows are not reported in governmental funds.		
Deferred outflows - pension	4,706,004	
Deferred inflows - pension	(9,449,283)	
Net pension liability	(11,535,038)	
Deferred outflows - OPEB	580,734	
Deferred inflows - OPEB	(2,605,890)	
Net OPEB asset	1,413,303	
Net OPEB liability	(1,571,591)	
Total	(18,461,761)	(18,461,761)
Long-term liabilities, including bonds payable, are not due and payable in the current period and therefore are not reported in the funds.		
General obligation bonds	(22,785,000)	
Energy conservation improvement bonds	(240,000)	
Lease payable	(77,048)	
Compensated absences	(1,149,845)	
Total	(24,251,893)	(24,251,893)
Net position of governmental activities		\$ 14,451,042

SEE ACCOMPANYING NOTES TO THE BASIC FINANCIAL STATEMENTS

**FIRELANDS LOCAL SCHOOL DISTRICT
LORAIN COUNTY, OHIO**

STATEMENT OF REVENUES, EXPENDITURES AND CHANGES IN FUND BALANCES
GOVERNMENTAL FUNDS
FOR THE FISCAL YEAR ENDED JUNE 30, 2022

	<u>General</u>	<u>Classroom Facilities</u>	<u>Nonmajor Governmental Funds</u>	<u>Total Governmental Funds</u>
Revenues:				
Property taxes	\$ 9,514,255	\$ -	\$ 1,725,639	\$ 11,239,894
Intergovernmental	9,978,393	2,264,243	2,651,549	14,894,185
Investment earnings	106,356	28,434	-	134,790
Tuition and fees	729,394	-	-	729,394
Extracurricular	94,426	-	205,495	299,921
Rental income	17,419	-	-	17,419
Charges for services	7,940	-	66,345	74,285
Contributions and donations	5,378	-	17,434	22,812
Payment in lieu of taxes	11,189	-	2,066	13,255
Miscellaneous	34,859	-	168,340	203,199
Change in fair value of investments	(408,790)	(6,608)	-	(415,398)
Total revenues	<u>20,090,819</u>	<u>2,286,069</u>	<u>4,836,868</u>	<u>27,213,756</u>
Expenditures:				
Current:				
Instruction:				
Regular	8,105,057	-	247,988	8,353,045
Special	2,662,958	-	527,743	3,190,701
Vocational	278,154	-	3,046	281,200
Other	276,871	-	-	276,871
Support services:				
Pupil	1,307,740	-	70,258	1,377,998
Instructional staff	210,369	-	78,719	289,088
Board of education	24,495	-	-	24,495
Administration	1,697,750	-	84,985	1,782,735
Fiscal	556,211	6,096	29,080	591,387
Operations and maintenance	1,383,164	56,101	47,664	1,486,929
Pupil transportation	1,392,442	-	-	1,392,442
Central	427,424	-	197,512	624,936
Operation of non-instructional services:				
Food service operations	-	-	809,585	809,585
Other non-instructional services	-	-	45,252	45,252
Extracurricular activities	582,157	-	231,796	813,953
Facilities acquisition and construction	-	17,415,476	657,596	18,073,072
Debt service:				
Principal retirement	70,000	-	418,379	488,379
Interest and fiscal charges	16,120	-	841,471	857,591
Total expenditures	<u>18,990,912</u>	<u>17,477,673</u>	<u>4,291,074</u>	<u>40,759,659</u>
Excess (deficiency) of revenues over (under) expenditures	<u>1,099,907</u>	<u>(15,191,604)</u>	<u>545,794</u>	<u>(13,545,903)</u>
Other financing sources (uses):				
Transfers in	-	-	80,000	80,000
Transfers (out)	(80,000)	-	-	(80,000)
Total other financing sources (uses)	<u>(80,000)</u>	<u>-</u>	<u>80,000</u>	<u>-</u>
Net change in fund balances	1,019,907	(15,191,604)	625,794	(13,545,903)
Fund balances at beginning of year	16,371,243	17,952,055	3,897,235	38,220,533
Change in reserve for inventory	-	-	351	351
Fund balances at end of year	<u>\$ 17,391,150</u>	<u>\$ 2,760,451</u>	<u>\$ 4,523,380</u>	<u>\$ 24,674,981</u>

SEE ACCOMPANYING NOTES TO THE BASIC FINANCIAL STATEMENTS

**FIRELANDS LOCAL SCHOOL DISTRICT
LORAIN COUNTY, OHIO**

RECONCILIATION OF THE STATEMENT OF REVENUES, EXPENDITURES
AND CHANGES IN FUND BALANCES OF GOVERNMENTAL FUNDS
TO THE STATEMENT OF ACTIVITIES
FOR THE FISCAL YEAR ENDED JUNE 30, 2022

Net change in fund balances - total governmental funds \$ (13,545,903)

Amounts reported for governmental activities in the statement of activities are different because:

Governmental funds report capital outlays as expenditures. However, in the statement of activities, the cost of those assets is allocated over their estimated useful lives as depreciation/amortization expense.

Capital asset additions	\$ 18,108,852	
Current year depreciation/amortization	<u>(480,954)</u>	
Total		17,627,898

Governmental funds report expenditures for inventory when purchased. However, in the statement of activities, they are reported as an expense when consumed.

351

Revenues in the statement of activities that do not provide current financial resources are not reported as revenues in the funds.

Property taxes	57,751	
Earnings on investments	(2,450)	
Intergovernmental	<u>(2,707,637)</u>	
Total		(2,652,336)

Repayment of bond and lease principal is an expenditure in the governmental funds, but the repayment reduces long-term liabilities on the statement of net position.

488,379

In the statement of activities, interest is accrued on outstanding bonds, whereas in governmental funds, an interest expenditure is reported when due. The following items resulted in additional interest being reported in the statement of activities:

Decrease in accrued interest payable	2,201	
Amortization of bond premiums	<u>34,945</u>	
Total		37,146

Contractually required contributions are reported as expenditures in governmental funds; however, the statement of net position reports these amounts as deferred outflows.

Pension	1,618,149	
OPEB	<u>54,297</u>	
Total		1,672,446

Except for amounts reported as deferred inflows/outflows, changes in the net pension/OPEB liability/asset are reported as pension/OPEB expense in the statement of activities.

Pension	224,272	
OPEB	<u>115,360</u>	
Total		339,632

Some expenses reported in the statement of activities, such as compensated absences, do not require the use of current financial resources and therefore are not reported as expenditures in governmental funds.

30,750

Change in net position of governmental activities \$ 3,998,363

SEE ACCOMPANYING NOTES TO THE BASIC FINANCIAL STATEMENTS

**FIRELANDS LOCAL SCHOOL DISTRICT
LORAIN COUNTY, OHIO**

STATEMENT OF REVENUES, EXPENDITURES AND CHANGES IN
FUND BALANCE - BUDGET AND ACTUAL (NON-GAAP BUDGETARY BASIS)
GENERAL FUND
FOR THE FISCAL YEAR ENDED JUNE 30, 2022

	<u>Budgeted Amounts</u>		<u>Actual</u>	<u>Variance with Final Budget Positive (Negative)</u>
	<u>Original</u>	<u>Final</u>		
Revenues:				
Property taxes	\$ 9,400,000	\$ 9,400,000	\$ 9,381,717	\$ (18,283)
Intergovernmental	9,984,300	9,984,300	9,922,153	(62,147)
Investment earnings	90,000	90,000	93,434	3,434
Tuition and fees	1,728,361	1,728,361	682,351	(1,046,010)
Extracurricular	68,000	68,000	66,782	(1,218)
Rental income	7,000	7,000	5,750	(1,250)
Contributions and donations	2,500	2,500	2,378	(122)
Payment in lieu of taxes	16,147	16,147	11,189	(4,958)
Miscellaneous	95,253	95,253	77,194	(18,059)
Total revenues	<u>21,391,561</u>	<u>21,391,561</u>	<u>20,242,948</u>	<u>(1,148,613)</u>
Expenditures:				
Current:				
Instruction:				
Regular	8,255,284	8,090,046	7,911,456	178,590
Special	2,698,887	2,695,012	2,928,438	(233,426)
Vocational	289,608	282,545	280,019	2,526
Other	1,390,070	1,355,803	262,006	1,093,797
Support services:				
Pupil	1,265,440	1,237,976	1,262,990	(25,014)
Instructional staff	290,417	306,768	275,155	31,613
Board of education	30,083	29,341	24,495	4,846
Administration	1,862,429	1,924,351	1,766,665	157,686
Fiscal	605,999	591,405	559,042	32,363
Operations and maintenance	1,518,373	1,630,451	1,601,525	28,926
Pupil transportation	1,426,683	1,439,836	1,649,364	(209,528)
Central	512,704	579,609	434,205	145,404
Extracurricular activities	621,965	606,896	581,229	25,667
Debt service:				
Principal retirement	71,769	70,000	70,000	-
Interest and fiscal charges	13,329	13,000	8,885	4,115
Total expenditures	<u>20,853,039</u>	<u>20,853,039</u>	<u>19,615,474</u>	<u>1,237,565</u>
Excess of revenues over expenditures	<u>538,522</u>	<u>538,522</u>	<u>627,474</u>	<u>88,952</u>
Other financing sources (uses):				
Refund of prior year's expenditures	80,000	80,000	52,756	(27,244)
Transfers (out)	(59,000)	(59,000)	(80,000)	(21,000)
Sale of capital assets	-	-	294	294
Total other financing sources (uses)	<u>21,000</u>	<u>21,000</u>	<u>(26,950)</u>	<u>(47,950)</u>
Net change in fund balance	559,522	559,522	600,524	41,002
Fund balance at beginning of year	15,944,787	15,944,787	15,944,787	-
Prior year encumbrances appropriated	527,039	527,039	527,039	-
Fund balance at end of year	<u>\$ 17,031,348</u>	<u>\$ 17,031,348</u>	<u>\$ 17,072,350</u>	<u>\$ 41,002</u>

SEE ACCOMPANYING NOTES TO THE BASIC FINANCIAL STATEMENTS

**FIRELANDS LOCAL SCHOOL DISTRICT
LORAIN COUNTY, OHIO**

STATEMENT OF FIDUCIARY NET POSITION
FIDUCIARY FUND
JUNE 30, 2022

	<u>Custodial</u>
Assets:	
Equity in pooled cash and investments	\$ 28,500
Net position:	
Restricted for scholarships	<u>\$ 28,500</u>

SEE ACCOMPANYING NOTES TO THE BASIC FINANCIAL STATEMENTS

**FIRELANDS LOCAL SCHOOL DISTRICT
LORAIN COUNTY, OHIO**

STATEMENT OF CHANGES IN FIDUCIARY NET POSITION
FIDUCIARY FUND
FOR THE FISCAL YEAR ENDED JUNE 30, 2022

	<u>Custodial</u>
Additions:	
Contributions and donations	\$ 28,500
Deductions:	
Scholarships awarded	<u>27,500</u>
Change in net position	1,000
Net position at beginning of year	<u>27,500</u>
Net position at end of year	<u>\$ 28,500</u>

SEE ACCOMPANYING NOTES TO THE BASIC FINANCIAL STATEMENTS

**FIRELANDS LOCAL SCHOOL DISTRICT
LORAIN COUNTY, OHIO**

NOTES TO THE BASIC FINANCIAL STATEMENTS
FOR THE FISCAL YEAR ENDED JUNE 30, 2022

NOTE 1 - DESCRIPTION OF THE SCHOOL DISTRICT

The Firelands Local School District, Lorain County, Ohio (the “District”) is a body politic and corporate established for the purpose of exercising the rights and privileges conveyed to it by the Constitution and laws of the State of Ohio. The District operates under an elected Board of Education, consisting of five members and is responsible for the provision of public education to residents of the District.

The District is staffed by approximately 117 certified employees and 95 classified employees. Personnel of the district provide services to approximately 1,778 students and other community members.

NOTE 2 - SUMMARY OF SIGNIFICANT ACCOUNTING POLICIES

The basic financial statements (BFS) of the District have been prepared in conformity with accounting principles generally accepted in the United States of America (GAAP) as applied to governmental units. The Governmental Accounting Standards Board (GASB) is the accepted standard-setting body for establishing governmental accounting and financial reporting principles. The District’s significant accounting policies are described below.

A. Reporting Entity

The reporting entity has been defined in accordance with GASB Statement No. 14, “The Financial Reporting Entity” as amended by GASB Statement No. 39, “Determining Whether Certain Organizations Are Component Units” and GASB Statement No. 61, “The Financial Reporting Entity: Omnibus an Amendment of GASB Statements No. 14 and No. 34”. The reporting entity is composed of the primary government and component units. The primary government consists of all funds, departments, boards and agencies that are not legally separate from the District. For the District, this includes general operations, food service, and student related activities of the District.

Component units are legally separate organizations for which the District is financially accountable. The District is financially accountable for an organization if the District appoints a voting majority of the organization’s Governing Board and (1) the District is able to significantly influence the programs or services performed or provided by the organization; or (2) the District is legally entitled to or can otherwise access the organization’s resources; or (3) the District is legally obligated or has otherwise assumed the responsibility to finance the deficits of, or provide financial support to, the organization; or (4) the District is obligated for the debt of the organization. Component units may also include organizations that are fiscally dependent on the District in that the District approves the budget, the issuance of debt or the levying of taxes. Certain organizations are also included as component units if the nature and significance of the relationship between the primary government and the organization is such that exclusion by the primary government would render the primary government’s financial statements incomplete or misleading. Based upon the application of these criteria, the District has no component units. The basic financial statements of the reporting entity include only those of the District (the primary government).

The following organizations are described due to their relationship to the District:

JOINTLY GOVERNED ORGANIZATIONS

Lorain County Joint Vocational School District (JVS)

The Lorain County Joint Vocational School District (JVS) is a distinct subdivision of the State of Ohio operated under the direction of a Board, consisting of one representative from each participating school district’s elected Board, which possesses its own budgeting and taxing authority. Accordingly, the JVS is not part of the District and its operations are not included as part of the reporting entity. Financial information can be obtained by contacting the Treasurer at the Lorain County Joint Vocational School District, 15181 State Route 58, Oberlin, Ohio, 44074.

**FIRELANDS LOCAL SCHOOL DISTRICT
LORAIN COUNTY, OHIO**

NOTES TO THE BASIC FINANCIAL STATEMENTS
FOR THE FISCAL YEAR ENDED JUNE 30, 2022

NOTE 2 - SUMMARY OF SIGNIFICANT ACCOUNTING POLICIES - (Continued)

Metropolitan Educational Technology Association (META) Solutions

The District is a participant in META Solutions which is a computer consortium that resulted from the mergers between Tri-Rivers Educational Computer Association (TRECA), Metropolitan Educational Council (MEC), Metropolitan Dayton Educational Cooperative Association (MDECA), Southeastern Ohio Valley Voluntary Education Cooperative (SEOVEC), and South Central Ohio Computer Association (SCOCA). META Solutions develops, implements and supports the technology and instructional needs of schools in a cost-effective manner. META Solutions provides instructional, core, technology and purchasing services for its member districts. The Board of Directors consists of the Superintendents from eleven of the member districts. During fiscal year 2022, the District paid META Solutions \$91,309 for services. Financial information can be obtained from Ashley Widby, who serves as Chief Financial Officer, 100 Executive Drive, Marion, Ohio 43302.

Lake Erie Regional Council (LERC)

The Lake Erie Regional Council (LERC) is a jointly governed organization comprised of fourteen school districts. The jointly governed organization was formed for the purpose of promoting cooperative agreements and activities among its members in dealing with problems of mutual concern such as media center, gas consumption, driver education, food service, and insurance. Each member provides operating resources to the LERC on a per-pupil or actual usage charge. The LERC Assembly consists of a Superintendent or designated representative from each participating school district and the fiscal agent. The LERC is governed by a Board of Directors chosen from the general membership. The degree of control exercised by any participating school district is limited to its representation on the Board of Directors. Financial information can be obtained by contacting the Treasurer at the Educational Service Center of Lorain County, who serves as fiscal agent, at 1885 Lake Avenue, Elyria, Ohio, 44035.

PUBLIC ENTITY RISK POOL

Workers' Compensation Group Rating Program

The District participates in a Workers' Compensation Group Rating Program (GRP) administered by Sheakley Uniservice, Inc. The intent of the GRP is to achieve the benefit of a reduced premium for the District by virtue of its grouping and representation with other participants in the GRP. The District pays a fee to the GRP to cover the costs of administering the program.

B. Fund Accounting

The District uses funds to report its financial position and the results of its operations. A fund is a separate accounting entity with a self-balancing set of accounts. Fund accounting is designed to demonstrate legal compliance and to aid financial management by segregating transactions related to certain District activities or functions. Funds are classified into three categories: governmental, proprietary and fiduciary. Each category is divided into separate fund types. The District has no proprietary funds.

GOVERNMENTAL FUNDS

Governmental funds are those through which most governmental functions typically are financed. Governmental fund reporting focuses on the sources, uses and balances of current financial resources. Expendable assets are assigned to the various governmental funds according to the purposes for which they may or must be used. Current liabilities are assigned to the fund from which they will be paid. The difference between governmental fund assets plus deferred outflows of resources and liabilities plus deferred inflows of resources is reported as fund balance.

The following are the District's major governmental funds:

General fund -The general fund is used to account for and report all financial resources not accounted for and reported in another fund. The general fund balance is available for any purpose provided it is expended or transferred according to the general laws of Ohio.

**FIRELANDS LOCAL SCHOOL DISTRICT
LORAIN COUNTY, OHIO**

NOTES TO THE BASIC FINANCIAL STATEMENTS
FOR THE FISCAL YEAR ENDED JUNE 30, 2022

NOTE 2 - SUMMARY OF SIGNIFICANT ACCOUNTING POLICIES - (Continued)

Classroom facilities fund - The classroom facilities capital projects fund is used to account for and report financial resources that are restricted to expenditures related to the District's construction project with the Ohio Facilities Construction Commission (OFCC).

Other governmental funds of the District are used to account for (a) financial resources that are restricted, committed, or assigned to expenditures for capital outlays including the acquisition or construction of capital facilities and other capital assets, (b) specific revenue sources that are restricted or committed to an expenditure for specified purposes other than debt service or capital projects, and (c) financial resources that are restricted, committed, or assigned to expenditure for principal and interest.

FIDUCIARY FUNDS

Fiduciary fund reporting focuses on net position and changes in net position. The fiduciary fund category is split into four classifications: private-purpose trust funds, custodial funds, pension trust funds and investment trust funds. Trust funds are used to account for assets held by the District under a trust agreement for individuals, private organizations, or other governments and are therefore not available to support the District's own programs. The District has no trust funds. Custodial funds are used to report fiduciary activities that are not required to be reported in a trust fund. The District's custodial fund accounts for scholarships in which the District has no administrative involvement.

C. Basis of Presentation and Measurement Focus

Government-Wide Financial Statements - The statement of net position and the statement of activities display information about the District as a whole. These statements include the financial activities of the primary government, except for fiduciary funds.

The government-wide statement of activities presents a comparison between direct expenses and program revenues for each function or program of the District's governmental activities. Direct expenses are those that are specifically associated with a service, program or department and are therefore clearly identifiable to a particular function. Program revenues include charges paid by the recipient of the goods or services offered by the program and grants and contributions that are restricted to meeting the operational or capital requirements of a particular program. Revenues which are not classified as program revenues are presented as general revenues of the District. The comparison of direct expenses with program revenues identifies the extent to which each governmental function is self-financing or draws from the general revenues of the District.

The government-wide financial statements are prepared using the economic resources measurement focus. All assets, deferred outflows of resources, liabilities, and deferred inflows of resources associated with the operation of the District are included on the statement of net position.

Fund Financial Statements - Fund financial statements report detailed information about the District. The focus of governmental financial statements is on major funds rather than reporting funds by type. Each major fund is presented in a separate column. Nonmajor funds are aggregated and presented in a single column. Fiduciary funds are reported by fund type.

All governmental funds are accounted for using a flow of current financial resources measurement focus. With this measurement focus, only current assets and deferred outflows of resources and current liabilities and deferred inflows of resources generally are included on the balance sheet. The statement of revenues, expenditures and changes in fund balances reports on the sources (i.e., revenues and other financing sources) and uses (i.e., expenditures and other financing uses) of current financial resources. This approach differs from the manner in which the governmental activities of the government-wide financial statements are prepared. Governmental fund financial statements therefore include a reconciliation with brief explanations to better identify the relationship between the government-wide statements and the statements for governmental funds.

**FIRELANDS LOCAL SCHOOL DISTRICT
LORAIN COUNTY, OHIO**

NOTES TO THE BASIC FINANCIAL STATEMENTS
FOR THE FISCAL YEAR ENDED JUNE 30, 2022

NOTE 2 - SUMMARY OF SIGNIFICANT ACCOUNTING POLICIES - (Continued)

The fiduciary funds are reported using the economic resources measurement focus. All assets and liabilities associated with the operation of fiduciary funds are included on the statement of net fiduciary position. Fiduciary funds present a statement of changes in fiduciary net position which reports additions to and deductions from custodial funds. In fiduciary funds, a liability to the beneficiaries of fiduciary activity is recognized when an event has occurred that compels the government to disburse fiduciary resources. Fiduciary fund liabilities other than those to beneficiaries are recognized using the economic resources measurement focus.

D. Basis of Accounting

Basis of accounting determines when transactions are recorded in the financial records and reported on the financial statements. Government-wide financial statements are prepared using the accrual basis of accounting. Governmental funds use the modified accrual basis of accounting on the fund financial statements. Fiduciary funds also use the accrual basis of accounting. Differences in the accrual and modified accrual basis of accounting arise in the recognition of revenue, the recording of deferred inflows of resources and deferred outflows of resources, and in the presentation of expenses versus expenditures.

Revenues - Exchange and Nonexchange Transactions - Revenue resulting from exchange transactions, in which each party gives and receives essentially equal value, is recorded on the accrual basis when the exchange takes place. On a modified accrual basis, revenue is recorded in the fiscal year in which the resources are measurable and become available. Available means that the resources will be collected within the current fiscal year or are expected to be collected soon enough thereafter to be used to pay liabilities of the current fiscal year. For the District, available means expected to be received within sixty days of fiscal year end.

Nonexchange transactions, in which the District receives value without directly giving equal value in return, include property taxes, grants, entitlements and donations. On an accrual basis, revenue from property taxes is recognized in the fiscal year for which the taxes are levied (See Note 6). Revenue from grants, entitlements and donations is recognized in the fiscal year in which all eligibility requirements have been satisfied.

Eligibility requirements include timing requirements, which specify the year when the resources are required to be used or the year when use is first permitted, matching requirements, in which the District must provide local resources to be used for a specified purpose, and expenditure requirements, in which the resources are provided to the District on a reimbursement basis. On a modified accrual basis, revenue from nonexchange transactions must also be available before it can be recognized.

Under the modified accrual basis, the following revenue sources are considered to be both measurable and available at fiscal year end: property taxes available as an advance, interest, tuition, grants, student fees and rentals.

Deferred Outflows of Resources and Deferred Inflows of Resources - In addition to assets, the government-wide statement of net position will report a separate section for deferred outflows of resources. Deferred outflows of resources represents a consumption of net position that applies to a future period and will not be recognized as an outflow of resources (expense/expenditure) until then. For the District, See Notes 12 and 13 for deferred outflows of resources related the District's net pension liability and net OPEB liability/asset, respectively.

**FIRELANDS LOCAL SCHOOL DISTRICT
LORAIN COUNTY, OHIO**

NOTES TO THE BASIC FINANCIAL STATEMENTS
FOR THE FISCAL YEAR ENDED JUNE 30, 2022

NOTE 2 - SUMMARY OF SIGNIFICANT ACCOUNTING POLICIES - (Continued)

In addition to liabilities, both the government-wide statement of net position and the governmental fund financial statements report a separate section for deferred inflows of resources. Deferred inflows of resources represent an acquisition of net position that applies to a future period and will not be recognized as an inflow of resources (revenue) until that time. For the District, deferred inflows of resources include property taxes, payments in lieu of taxes and unavailable revenue. Property taxes represent amounts for which there is an enforceable legal claim as of June 30, 2022, but which were levied to finance fiscal year 2023 operations. These amounts have been recorded as a deferred inflow of resources on both the government-wide statement of net position and the governmental fund financial statements. Unavailable revenue is reported only on the governmental funds balance sheet and represents receivables which will not be collected within the available period. For the District unavailable revenue includes, but is not limited to, delinquent property taxes and intergovernmental grants. These amounts are deferred and recognized as an inflow of resources in the period the amounts become available. The deferred inflow of resources for leases is related to the lease receivable and is being amortized to lease revenue in a systematic and rational manner over the term of the lease.

For the District, See Notes 12 and 13 for deferred inflows of resources related to the District's net pension liability and net OPEB liability/asset, respectively. This deferred inflow of resources is only reported on the government-wide statement of net position. The deferred inflow of resources for leases is related to the lease receivable and is being amortized to lease revenue in a systematic and rational manner over the term of the lease.

Expenses/Expenditures - On the accrual basis of accounting, expenses are recognized at the time they are incurred. The entitlement value of donated commodities received during the year is reported in the operating statement as an expense with a like amount reported as intergovernmental revenue.

The measurement focus of governmental fund accounting is on decreases in net financial resources (expenditures) rather than expenses. Expenditures are generally recognized in the accounting period in which the related fund liability is incurred, if measurable. Allocations of cost, such as depreciation and amortization, are not recognized in governmental funds.

E. Budgets

The budgetary process is prescribed by provisions of the Ohio Revised Code and entails the preparation of budgetary documents within an established timetable. The major documents prepared are the tax budget, the certificate of estimated resources, and the appropriations resolution, all of which are prepared on the budgetary basis of accounting. The certificate of estimated resources and the appropriations resolution are subject to amendment throughout the year with the legal restriction that appropriations cannot exceed estimated resources, as certified. All funds, other than custodial funds, are legally required to be budgeted and appropriated. The legal level of budgetary control is at the fund level for all funds. Although the legal level of budgetary control was established at the fund level of expenditures for the general fund, the District has elected to present its respective budgetary statement comparison at the fund and function level of expenditures. Any budgetary modifications at these levels may only be made by resolution of the Board of Education.

Tax Budget:

Prior to January 15, the Superintendent and Treasurer submit to the Board of Education a proposed operating budget for the fiscal year commencing the following July 1. The budget includes proposed expenditures and the means of financing for all funds. Public hearings are publicized and conducted to obtain taxpayers' comments. The purpose of this budget document is to reflect the need for existing (or increased) tax rates. By no later than January 20, the Board-adopted budget is filed with the Lorain County Budget Commission for rate determination.

**FIRELANDS LOCAL SCHOOL DISTRICT
LORAIN COUNTY, OHIO**

NOTES TO THE BASIC FINANCIAL STATEMENTS
FOR THE FISCAL YEAR ENDED JUNE 30, 2022

NOTE 2 - SUMMARY OF SIGNIFICANT ACCOUNTING POLICIES - (Continued)

Estimated Resources:

By April 1, the Board of Education accepts, by formal resolution, the tax rates as determined by the Budget Commission and receives the Commission's certificate of estimated resources, which states the projected revenue of each fund. Prior to July 1, the District must revise its budget so that total contemplated expenditures from any fund during the ensuing year will not exceed the amount stated in the certificate of estimated resources. The revised budget then serves as the basis for the appropriation measure. On or about July 1, the certificate is amended to include any unencumbered cash balances from the preceding year. The certificate may be further amended during the year if projected increases or decreases in revenue are identified by the District Treasurer. The amounts reported in the budgetary statement reflect the amounts in the original and final amended certificates of estimated resources issued during the fiscal year.

Appropriations:

Upon receipt from the County Auditor of an amended certificate of estimated resources based on final assessed values and tax rates or a certificate saying no new certificate is necessary, the annual appropriations resolution is enacted by the Board of Education. Prior to the passage of the annual appropriation measure, the Board may pass a temporary appropriation measure to meet the ordinary expenditures of the District. The appropriations resolution must be within the estimated resources as certified by the County Budget Commission and the total of expenditures may not exceed the appropriation totals at any level of control. Any revisions that alter the fund level must be approved by the Board of Education.

The appropriations resolution is subject to amendment by the Board throughout the year with the restriction that appropriations may not exceed estimated resources. The amounts reported as the original budget amounts reflect the first appropriations for that fund that covered the entire fiscal year, including amounts automatically carried over from prior year. The amounts reported as the original and final budgeted amounts represent the original and final appropriation amounts passed by the Board of Education during the year.

F. Cash and Investments

To improve cash management, cash received by the District is pooled. Monies for all funds are maintained in this pool. Individual fund integrity is maintained through the District's records. Each fund's interest in the pool is presented as "equity in pooled cash and investments" on the basic financial statements.

During fiscal year 2022, investments consisted of negotiable certificates of deposit (negotiable CDs), Federal National Mortgage Association (FNMA) securities, Federal Home Loan Mortgage Corporation (FHLMC) securities, Federal Home Loan Bank (FHLB) securities, Federal Farm Credit Bank (FFCB) securities, Federal Agricultural Mortgage Corporation (FAMC) securities, U.S. Treasury bills, U.S. Treasury bonds, U.S. Treasury notes, non-taxable municipal bonds, commercial paper, U.S. government money market funds and the State Treasury Asset Reserve of Ohio (STAR Ohio). Investments are reported at fair value, which is based on quoted market prices. Nonparticipating investment contracts, such as nonnegotiable certificates of deposit, are reported at cost.

STAR Ohio (the State Treasury Asset Reserve of Ohio), is an investment pool managed by the State Treasurer's Office which allows governments within the State to pool their funds for investment purposes. STAR Ohio is not registered with the SEC as an investment company, but has adopted Governmental Accounting Standards Board (GASB), Statement No. 79, "Certain External Investment Pools and Pool Participants." The District measures its investment in STAR Ohio at the net asset value (NAV) per share provided by STAR Ohio. The NAV per share is calculated on an amortized cost basis that provides an NAV per share that approximates fair value.

**FIRELANDS LOCAL SCHOOL DISTRICT
LORAIN COUNTY, OHIO**

**NOTES TO THE BASIC FINANCIAL STATEMENTS
FOR THE FISCAL YEAR ENDED JUNE 30, 2022**

NOTE 2 - SUMMARY OF SIGNIFICANT ACCOUNTING POLICIES - (Continued)

For fiscal year 2022, there were no limitations or restrictions on any participant withdrawals due to redemption notice periods, liquidity fees, or redemption gates. However, notice must be given 24 hours in advance of all deposits and withdrawals exceeding \$100 million. STAR Ohio reserves the right to limit the transaction to \$250 million, requiring the excess amount to be transacted the following business day(s), but only to the \$250 million limit. All accounts of the participant will be combined for these purposes.

Under existing Ohio statute, interest earnings are assigned to the general fund unless the Board of Education has, by resolution, specified funds to receive an allocation of interest earnings. Interest revenue credited to the general fund during fiscal year 2022 amounted to \$106,356, which includes \$14,781 assigned from other District funds.

For presentation on the basic financial statements, investments of the cash management pool and investments with original maturities of three months or less at the time they are purchased by the District are considered to be cash equivalents. Investments with an initial maturity of more than three months are reported as investments.

An analysis of the District's investment account at fiscal year-end is provided in Note 4.

G. Prepayments

Certain payments to vendors reflect the costs applicable to future accounting periods and are recorded as prepayments in both government-wide and fund financial statements. These items are reported as assets on the statement of net position/balance sheet using the consumption method. A current asset for the prepaid amounts is recorded at the time of the purchase and the expense/expenditure is reported in the year in which services are consumed. At fiscal year end, because prepayments are not available to finance future governmental fund expenditures, the fund balance is considered nonspendable in an amount equal to the carrying value of the asset on the fund financial statements.

H. Inventory

On government-wide and fund financial statements, purchased inventories are presented at the lower of cost or market and donated commodities are presented at their entitlement value. Inventories are recorded on a first-in, first-out basis and are expensed/expended when used. Inventories are accounted for using the purchase method on the fund financial statements and using the consumption method on the government-wide statements.

On the fund financial statements, reported materials and supplies inventory is equally offset by nonspendable fund balance in the governmental funds, which indicates that it does not constitute available spendable resources even though it is a component of net current assets.

Inventory consists of expendable supplies held for consumption, donated food and purchased food.

I. Capital Assets

General capital assets result from expenditures in the governmental funds. These assets are reported in the governmental activities column of the government-wide statement of net position, but are not reported in the fund financial statements.

All capital assets are capitalized at cost (or estimated historical cost) and updated for additions and deductions during the year. Donated capital assets are recorded at their acquisition values as of the date received. The District maintains a capitalization threshold of \$5,000. The District does not possess any infrastructure. Improvements are capitalized; the costs of normal maintenance and repairs that do not add to the value of the asset or materially extend an asset's life are not.

**FIRELANDS LOCAL SCHOOL DISTRICT
LORAIN COUNTY, OHIO**

NOTES TO THE BASIC FINANCIAL STATEMENTS
FOR THE FISCAL YEAR ENDED JUNE 30, 2022

NOTE 2 - SUMMARY OF SIGNIFICANT ACCOUNTING POLICIES - (Continued)

All reported capital assets except land and construction in progress are depreciated/amortized. Improvements are depreciated over the remaining useful lives of the related capital assets. Depreciation/amortization is computed using the straight-line method over the following useful lives:

<u>Description</u>	Governmental Activities <u>Estimated Lives</u>
Land improvements	10 years
Buildings and improvements	10 - 50 years
Furniture and equipment	5 - 10 years
Vehicles	10 years
Intangible right to use:	
Leased equipment	5 years

J. Compensated Absences

Compensated absences of the District consist of vacation leave and sick leave to the extent that payments to the employee for these absences are attributable to services already rendered and are not contingent on a specific event that is outside the control of the District and the employee.

In accordance with the provisions of GASB Statement No. 16, "Accounting for Compensated Absences", a liability for vacation leave is accrued if a) the employees' rights to payment are attributable to services already rendered; and b) it is probable that the employer will compensate the employees for the benefits through paid time off or other means, such as cash payment at termination or retirement. An accrual for earned sick leave is made to the extent that it is probable that the benefits will result in termination (severance) payments. A liability for sick leave is accrued using the vesting method; i.e., the liability is based on the sick leave accumulated at the balance sheet date by those employees who are currently eligible to receive termination (severance) payments, as well as those employees expected to become eligible in the future. For purposes of establishing a liability for sick leave on employees expected to become eligible to retire in the future, all employees age fifty or greater with at least ten years of service and all employees with at least twenty years of service regardless of their age and with at least three years of service with the District were considered expected to become eligible to retire in accordance with GASB Statement No. 16.

The total liability for vacation leave and sick leave payments has been calculated using pay rates in effect at June 30, 2022 and reduced to the maximum payment allowed by labor contract and/or statute, plus any additional salary related payments.

The entire compensated absences liability is reported on the government-wide financial statements.

For governmental fund financial statements, the current portion of unpaid compensated absences is the amount expected to be paid using expendable available resources. These amounts are recorded in the account "compensated absences payable". The noncurrent portion of the liability is not reported.

K. Accrued Liabilities and Long-Term Obligations

All payables, accrued liabilities, and long-term obligations are reported in the government-wide financial statements.

**FIRELANDS LOCAL SCHOOL DISTRICT
LORAIN COUNTY, OHIO**

NOTES TO THE BASIC FINANCIAL STATEMENTS
FOR THE FISCAL YEAR ENDED JUNE 30, 2022

NOTE 2 - SUMMARY OF SIGNIFICANT ACCOUNTING POLICIES - (Continued)

In general, governmental fund payables and accrued liabilities that, once incurred, are paid in a timely manner and in full from current financial resources are reported as obligations of the funds. However, claims and judgments and compensated absences that will be paid from governmental funds are reported as a liability in the fund financial statements only to the extent that they are due for payment during the current year. Bonds payable, notes payable and lease obligations are recognized as a liability in the fund financial statements when due. Net pension/OPEB liability should be recognized in the governmental funds to the extent that benefit payments are due and payable and the pension/OPEB plan's fiduciary net position is not sufficient for payment of those benefits.

L. Bond Issuance Costs and Bond Premium/Discount

On the governmental fund financial statements, issuance costs and bond premiums/discounts are recognized in the current period.

On the government-wide financial statements, issuance costs are recognized in the current period and are not amortized. Bond premiums and discounts are amortized over the term of the bonds using the straight-line method. Unamortized bond premiums are presented as an addition to the face amount of the bonds reported on the statement of net position. Unamortized bond discounts are presented as a reduction to the face amount of the bonds reported on the statement of net position. The reconciliation between the bonds face value and the amount reported on the statement of net position is presented in Note 9.

M. Fund Balance

Fund balance is divided into five classifications based primarily on the extent to which the District is bound to observe constraints imposed upon the use of the resources in the governmental funds. The classifications are as follows:

Nonspendable - The nonspendable fund balance classification includes amounts that cannot be spent because they are not in spendable form or legally required to be maintained intact. The "not in spendable form" criterion includes items that are not expected to be converted to cash.

Restricted - Fund balance is reported as restricted when constraints are placed on the use of resources that are either externally imposed by creditors (such as through debt covenants), grantors, contributors, or laws or regulations of other governments, or imposed by law through constitutional provisions or enabling legislation.

Committed - The committed fund balance classification includes amounts that can be used only for the specific purposes imposed by a formal action (resolution) of the District Board of Education (the highest level of decision making authority). Those committed amounts cannot be used for any other purpose unless the District Board of Education removes or changes the specified use by taking the same type of action (resolution) it employed to previously commit those amounts. Committed fund balance also incorporates contractual obligations to the extent that existing resources in the fund have been specifically committed for use in satisfying those contractual requirements.

Assigned - Amounts in the assigned fund balance classification are intended to be used by the District for specific purposes, but do not meet the criteria to be classified as restricted nor committed. In governmental funds other than the general fund, assigned fund balance represents the remaining amount that is not restricted or committed. In the general fund, assigned amounts represent intended uses established by policies of the District Board of Education, which includes giving the Treasurer the authority to constrain monies for intended purposes.

Unassigned - Unassigned fund balance is the residual classification for the general fund and includes all spendable amounts not contained in the other classifications. In other governmental funds, the unassigned classification is only used to report a deficit fund balance resulting from overspending for specific purposes for which amounts had been restricted, committed, or assigned.

**FIRELANDS LOCAL SCHOOL DISTRICT
LORAIN COUNTY, OHIO**

NOTES TO THE BASIC FINANCIAL STATEMENTS
FOR THE FISCAL YEAR ENDED JUNE 30, 2022

NOTE 2 - SUMMARY OF SIGNIFICANT ACCOUNTING POLICIES - (Continued)

The District applies restricted resources first when expenditures are incurred for purposes for which restricted and unrestricted (committed, assigned, and unassigned) fund balance is available. Similarly, within unrestricted fund balance, committed amounts are reduced first followed by assigned, and then unassigned amounts when expenditures are incurred for purposes for which amounts in any of the unrestricted fund balance classifications could be used.

N. Net Position

Net position represents the difference between assets plus deferred outflows of resources and liabilities plus deferred inflows of resources. The net position component “net investment in capital assets,” consists of capital assets, net of accumulated depreciation/amortization, reduced by the outstanding balances of any borrowing or liabilities used for the acquisition, construction or improvement of those assets. Deferred outflows of resources and deferred inflows of resources that are attributable to the acquisition, construction or improvement of those assets or related debt also should be included in this component of net position. Net position is reported as restricted when there are limitations imposed on its use either through the enabling legislation adopted by the District or through external restrictions imposed by creditors, grantors or laws or regulations of other governments.

The District applies restricted resources first when an expense is incurred for purposes for which both restricted and unrestricted net position is available.

O. Estimates

The preparation of the basic financial statements in conformity with GAAP requires management to make estimates and assumptions that affect the amounts reported in the basic financial statements and accompanying notes. Actual results may differ from those estimates.

P. Restricted Assets

Assets are reported as restricted assets when limitations on their use change the normal understanding of the availability of the asset. Such constraints are either imposed by creditors, contributors, grantors, or laws of other governments or imposed by enabling legislation. The District has no restricted assets as of June 30, 2022.

Q. Interfund Activity

Exchange transactions between funds are reported as revenues in the seller funds and as expenses/expenditures in the purchaser funds. Flows of cash or goods from one fund to another without a requirement for repayment are reported as interfund transfers. Interfund transfers are reported as other financing sources/uses in governmental funds. Repayments from funds responsible for particular expenses/expenditures to the funds that initially paid for them are not presented on the financial statements.

R. Interfund Balances

On the fund financial statements, receivables and payables resulting from short-term interfund loans are classified as “interfund loans receivable/payable”. These amounts are eliminated in the governmental activities column of the statement of net position.

**FIRELANDS LOCAL SCHOOL DISTRICT
LORAIN COUNTY, OHIO**

NOTES TO THE BASIC FINANCIAL STATEMENTS
FOR THE FISCAL YEAR ENDED JUNE 30, 2022

NOTE 2 - SUMMARY OF SIGNIFICANT ACCOUNTING POLICIES - (Continued)

S. Pensions/Other Postemployment Benefits (OPEB)

For purposes of measuring the net pension/OPEB liability, net OPEB asset, deferred outflows of resources and deferred inflows of resources related to pensions/OPEB, and pension/OPEB expense, information about the fiduciary net position of the pension/OPEB plans and additions to/deductions from their fiduciary net position have been determined on the same basis as they are reported by the pension/OPEB plan. For this purpose, benefit payments (including refunds of employee contributions) are recognized when due and payable in accordance with the benefit terms. The pension/OPEB plans report investments at fair value.

T. Extraordinary and Special Items

Extraordinary items are transactions or events that are both unusual in nature and infrequent in occurrence. Special items are transactions or events that are within the control of the Board of Education and that are either unusual in nature or infrequent in occurrence. Neither type of transaction occurred during fiscal year 2022.

U. Fair Value

The District categorizes its fair value measurements within the fair value hierarchy established by generally accepted accounting principles. The hierarchy is based on the valuation inputs used to measure the fair value of the asset. Level 1 inputs are quoted prices in active markets for identical assets; Level 2 inputs are significant other observable inputs; Level 3 inputs are significant unobservable inputs.

NOTE 3 - ACCOUNTABILITY AND COMPLIANCE

A. Change in Accounting Principles

For fiscal year 2022, the District has implemented GASB Statement No. 87, "Leases", GASB Implementation Guide 2019-3, "Leases", GASB Statement No. 89, "Accounting for Interest Cost Incurred before the End of a Construction Period", GASB Implementation Guide 2020-1, "Implementation Guide Update - 2020", GASB Statement No. 92, "Omnibus 2020", GASB Statement No. 93, "Replacement of Interbank Offered Rates", GASB Statement No. 97, "Certain Component Unit Criteria, and Accounting and Financial Reporting for Internal Revenue Code Section 457 Deferred Compensation Plans - an amendment of GASB Statements No. 14 and No. 84, and a supersession of GASB Statement No. 32" and certain paragraphs of GASB Statement No. 99, "Omnibus 2022".

GASB Statement No. 87 and GASB Implementation Guide 2019-3 enhance the relevance and consistency of information of the government's leasing activities. It establishes requirements for lease accounting based on the principle that leases are financings of the right to use an underlying asset. A lessee is required to recognize a lease liability and an intangible right to use lease asset, and a lessor is required to recognize a lease receivable and a deferred inflow of resources. These changes were incorporated in the District's fiscal year 2022 financial statements. The District recognized \$299,504 in leases receivable at July 1, 2021, due to the implementation of GASB 87; however, this entire amount was offset by deferred inflows of resources for leases (see Note 7 for detail).

GASB Statement No. 89 establishes accounting requirements for interest cost incurred before the end of a construction period. GASB Statement No. 89 requires that interest cost incurred before the end of a construction period be recognized as an expense in the period in which the cost is incurred for financial statements prepared using the economic resources measurement focus. GASB Statement No. 89 also reiterates that financial statements prepared using the current financial resources measurement focus, interest cost incurred before the end of a construction period should be recognized as an expenditure on a basis consistent with governmental fund accounting principles. The implementation of GASB Statement No. 89 did not have an effect on the financial statements of the District.

**FIRELANDS LOCAL SCHOOL DISTRICT
LORAIN COUNTY, OHIO**

NOTES TO THE BASIC FINANCIAL STATEMENTS
FOR THE FISCAL YEAR ENDED JUNE 30, 2022

NOTE 3 - ACCOUNTABILITY AND COMPLIANCE - (Continued)

GASB Implementation Guide 2020-1 provides clarification on issues related to previously established GASB guidance. The implementation of GASB Implementation Guide 2020-1 did not have an effect on the financial statements of the District.

GASB Statement No. 92 enhances comparability in accounting and financial reporting and to improve the consistency of authoritative literature by addressing practice issues that have been identified during implementation and application of certain GASB Statements. The implementation of GASB Statement No. 92 did not have an effect on the financial statements of the District.

GASB Statement No. 93 establishes accounting and financial reporting requirements related to the replacement of Interbank Offered Rates (IBORs) in hedging derivative instruments and leases. It also identifies appropriate benchmark interest rates for hedging derivative instruments. Er The implementation of GASB Statement No. 93 did not have an effect on the financial statements of the District.

GASB Statement No. 97 is to (1) increase consistency and comparability related to the reporting of fiduciary component units in circumstances in which a potential component unit does not have a governing board and the primary government performs the duties that a governing board typically would perform; (2) mitigate costs associated with the reporting of certain defined contribution pension plans, defined contribution other postemployment benefit (OPEB) plans, and employee benefit plans other than pension plans or OPEB plans (other employee benefit plans) as fiduciary component units in fiduciary fund financial statements; and (3) enhance the relevance, consistency, and comparability of the accounting and financial reporting for Internal Revenue Code (IRC) Section 457 deferred compensation plans (Section 457 plans) that meet the definition of a pension plan and for benefits provided through those plans. The implementation of GASB Statement No. 97 did not have an effect on the financial statements of the District.

GASB Statement No. 99 to enhance comparability in accounting and financial reporting and to improve the consistency of authoritative literature by addressing (1) practice issues that have been identified during implementation and application of certain GASB Statements and (2) accounting and financial reporting for financial guarantees. The implementation of GASB Statement No. 99 did not have an effect on the financial statements of the District.

B. Deficit Fund Balances

Fund balances at June 30, 2022 included the following individual fund deficits:

<u>Nonmajor funds</u>	<u>Deficit</u>
<i>Nonmajor Special Revenue</i>	
Elementary and Secondary Education Emergency Relief (ESSER)	\$ 50,134
IDEA, Part B	13,892
Title I	7,620

The general fund is liable for any deficit in these funds and provides transfers when cash is required, not when accruals occur. The deficit fund balances resulted from adjustments for accrued liabilities.

NOTE 4 - DEPOSITS AND INVESTMENTS

State statutes classify monies held by the District into three categories.

Active deposits are public deposits necessary to meet current demands on the treasury. Such monies must be maintained either as cash in the District treasury, in commercial accounts payable or withdrawable on demand, including negotiable order of withdrawal (NOW) accounts, or in money market deposit accounts.

**FIRELANDS LOCAL SCHOOL DISTRICT
LORAIN COUNTY, OHIO**

NOTES TO THE BASIC FINANCIAL STATEMENTS
FOR THE FISCAL YEAR ENDED JUNE 30, 2022

NOTE 4 - DEPOSITS AND INVESTMENTS - (Continued)

Inactive deposits are public deposits that the Board of Education has identified as not required for use within the current five year period of designation of depositories. Inactive deposits must either be evidenced by certificates of deposit maturing not later than the end of the current period of designation of depositories, or by savings or deposit accounts including, but not limited to, passbook accounts.

Interim deposits are deposits of interim monies. Interim monies are those monies which are not needed for immediate use, but which will be needed before the end of the current period of designation of depositories.

Interim deposits must be evidenced by time certificates of deposit maturing not more than one year from the date of deposit or by savings or deposit accounts including passbook accounts.

Interim monies may be deposited or invested in the following securities:

1. United States Treasury Notes, Bills, Bonds, or any other obligation or security issued by the United States Treasury or any other obligation guaranteed as to principal and interest by the United States;
2. Bonds, notes, debentures, or any other obligations or securities issued by any federal government agency or instrumentality, including, but not limited to, the Federal National Mortgage Association, Federal Home Loan Bank, Federal Farm Credit Bank, Federal Home Loan Mortgage Corporation and Government National Mortgage Association. All federal agency securities shall be direct issuances of federal government agencies or instrumentalities;
3. Written repurchase agreements in the securities listed above provided that the fair value of the securities subject to the repurchase agreement must exceed the principal value of the agreement by at least two percent and be marked to market daily, and that the term of the agreement must not exceed thirty days;
4. Bonds and other obligations of the State of Ohio, and with certain limitations including a requirement for maturity within ten years from the date of settlement, bonds and other obligations of political subdivision of the State of Ohio, if training requirements have been met;
5. Time certificates of deposit or savings or deposit accounts including, but not limited to, passbook accounts;
6. No-load money market mutual funds consisting exclusively of obligations described in items (1) and (2) above and repurchase agreements secured by such obligations, provided that investments in securities described in this division are made only through eligible institutions;
7. The State Treasurer's investment pool, the State Treasury Asset Reserve of Ohio (STAR Ohio);
8. Certain bankers' acceptances for a period not to exceed one hundred eighty days) and commercial paper notes (for a period not to exceed two hundred seventy days) in an amount not to exceed 40 percent of the interim monies available for investment at any one time if training requirements have been met; and,

Protection of the District's deposits is provided by the Federal Deposit Insurance Corporation (FDIC), by eligible securities pledged by the financial institution as security for repayment, by surety company bonds deposited with the Treasurer by the financial institution or by a single collateral pool established by the financial institution to secure the repayment of all public monies deposited with the institution.

**FIRELANDS LOCAL SCHOOL DISTRICT
LORAIN COUNTY, OHIO**

NOTES TO THE BASIC FINANCIAL STATEMENTS
FOR THE FISCAL YEAR ENDED JUNE 30, 2022

NOTE 4 - DEPOSITS AND INVESTMENTS - (Continued)

Investments in stripped principal or interest obligations, reverse repurchase agreements and derivatives are prohibited. The issuance of taxable notes for the purpose of arbitrage, the use of leverage and short selling are also prohibited. Except as noted above, an investment must mature within five years from the date of purchase unless matched to a specific obligation or debt of the District, and must be purchased with the expectation that it will be held to maturity. Investments may only be made through specified dealers and institutions. Payment for investments may be made only upon delivery of the securities representing the investments to the Treasurer or, if the securities are not represented by a certificate, upon receipt of confirmation of transfer from the custodian.

A. Cash on Hand

At fiscal year end, the District had no in undeposited cash on hand.

B. Cash in Segregated Accounts

At June 30, 2022, the District has \$413,571 in a separate depository account for a retainage payable account held separate from the District's internal investment pool. The balance of this depository account is included in "deposits with financial institutions" below.

C. Deposits with Financial Institutions

At June 30, 2022, the carrying amount of all District deposits was \$6,033,022. Based on the criteria described in GASB Statement No. 40, "Deposits and Investment Risk Disclosures", as of June 30, 2022, \$3,194,510 of the District's bank balance of \$6,639,021 was exposed to custodial risk as discussed below, while \$250,000 was covered by the FDIC, and \$3,194,511 by the Ohio Pooled Collateral System (OPCS).

Custodial credit risk is the risk that, in the event of bank failure, the District will not be able to recover deposits or collateral securities that are in the possession of an outside party. The District has no deposit policy for custodial credit risk beyond the requirements of State statute. Ohio law requires that deposits either be insured or protected by (1) eligible securities pledged to the District's and deposited with a qualified trustee by the financial institution as security for repayment whose fair value at all times shall be at least 105 percent of the deposits being secured, or (2) participation in the Ohio Pooled Collateral System (OPCS), a collateral pool of eligible securities deposited with a qualified trustee and pledged to the Treasurer of State to secure the repayment of all public monies deposited in the financial institution. OPCS requires the total fair value of the securities pledged to be 102 percent of the deposits being secured or a rate set by the Treasurer of State. For fiscal year 2022, the District's financial institutions were approved for a reduced collateral rate of 50 percent through the OPCS. Although all statutory requirements for the deposit of money had been followed, noncompliance with Federal requirements could potentially subject the District to a successful claim by the FDIC.

**FIRELANDS LOCAL SCHOOL DISTRICT
LORAIN COUNTY, OHIO**

NOTES TO THE BASIC FINANCIAL STATEMENTS
FOR THE FISCAL YEAR ENDED JUNE 30, 2022

NOTE 4 - DEPOSITS AND INVESTMENTS - (Continued)

D. Investments

As of June 30, 2022, the District had the following investments and maturities:

<u>Measurement/ Investment type</u>	<u>Measurement Value</u>	<u>Investment Maturities</u>				
		<u>6 months or less</u>	<u>7 to 12 months</u>	<u>13 to 18 months</u>	<u>19 to 24 months</u>	<u>Greater than 24 months</u>
<i>Fair value:</i>						
Negotiable CDs	\$ 2,921,959	\$ 647,679	\$ 342,377	\$ 589,775	\$ 479,634	\$ 862,494
FNMA	578,343	-	-	-	-	578,343
FHLMC	227,600	-	-	-	-	227,600
FHLB	166,491	-	-	-	-	166,491
FFCB	1,393,187	-	-	433,821	509,144	450,222
FAMC	342,430	-	-	-	-	342,340
U.S. Treasury bill	499,640	499,640	-	-	-	-
U.S. Treasury bonds	1,071,796	700,462	-	-	197,324	174,010
U.S. Treasury notes	938,503	-	123,701	193,621	98,109	523,072
Non-taxable municipal bond	251,702	-	-	-	251,702	-
Commercial paper	2,134,223	1,742,833	391,390	-	-	-
U.S. Government money market	2,019,666	2,019,666	-	-	-	-
<i>Amortized cost:</i>						
STAR Ohio	9,267,783	9,267,783	-	-	-	-
Total	<u>\$ 21,813,323</u>	<u>\$ 14,878,063</u>	<u>\$ 857,468</u>	<u>\$ 1,217,217</u>	<u>\$ 1,535,913</u>	<u>\$ 3,324,572</u>

The weighted average maturity of investments is 0.74 years.

The District's investments in U.S. Government money market accounts are valued using quoted market prices in active markets (Level 1 inputs). The District's investments in federal agency securities (FNMA, FHLMC, FHLB, FFCB, and FAMC), U.S. Treasury bill, U.S. Treasury bonds, U.S. Treasury notes, non-taxable municipal bonds, commercial paper, and negotiable CDs are valued using quoted prices in markets that are not considered to be active, dealer quotations or alternative pricing sources for similar assets or liabilities for which all significant inputs are observable, either directly or indirectly (Level 2 inputs).

Credit Risk: The District's investments in STAR Ohio and the U.S. Government money market carry a rating of AAAm by Standard & Poor's. Ohio law requires that STAR Ohio maintain the highest rating provided by at least one nationally recognized standard rating service. The District's investments in federal agency securities (FNMA, FHLMC, FHLB, FFCB, and FAMC), U.S. Treasury bill, U.S. Treasury bonds, and U.S. Treasury notes were rated AA+ and Aaa by Standard & Poor's and Moody's Investor Services, respectively. The District's investments in commercial paper were rated A-1 and A-1+ by Standard & Poor's and P-1 by Moody's Investor Services. The non-taxable municipal bond was rated AAA and Aaa by Standard & Poor's and Moody's, respectively. The District's investments in negotiable CDs were not rated. The negotiable CDs were fully insured by FDIC. The District has no investment policy dealing with investment credit risk beyond the requirements in State statutes.

Custodial Credit Risk: For an investment, custodial credit risk is the risk that, in the event of the failure of the counterparty, the District will not be able to recover the value of its investment or collateral securities that are in the possession of an outside party. The federal agency securities and negotiable certificates of deposit are exposed to custodial credit risk in that they are uninsured, unregistered and held by the counterparty's trust department or agent, but not in the District's name. The District has no investment policy dealing with investment custodial risk beyond the requirement in State statute that prohibits payment for investments prior to the delivery of the securities representing such investments to the Treasurer or qualified trustee.

**FIRELANDS LOCAL SCHOOL DISTRICT
LORAIN COUNTY, OHIO**

NOTES TO THE BASIC FINANCIAL STATEMENTS
FOR THE FISCAL YEAR ENDED JUNE 30, 2022

NOTE 4 - DEPOSITS AND INVESTMENTS - (Continued)

Concentration of Credit Risk: The District places no limit on the amount that may be invested in any one issuer. The following table includes the percentage of each investment type held by the District at June 30, 2022:

<u>Measurement/ Investment type</u>	<u>Measurement Value</u>	<u>% to Total</u>
<i>Fair value:</i>		
Negotiable CDs	\$ 2,921,959	13.40
FNMA	578,343	2.65
FHLMC	227,600	1.04
FHLB	166,491	0.76
FFCB	1,393,187	6.39
FAMC	342,430	1.57
U.S. Treasury bill	499,640	2.29
U.S. Treasury bonds	1,071,796	4.91
U.S. Treasury notes	938,503	4.31
Non-taxable bond	251,702	1.15
Commercial paper	2,134,223	9.78
U.S. Government money market	2,019,666	9.26
<i>Amortized cost:</i>		
STAR Ohio	<u>9,267,783</u>	<u>42.49</u>
Total	<u>\$ 21,813,323</u>	<u>100.00</u>

D. Reconciliation of Cash and Investments to the Statement of Net Position

The following is a reconciliation of cash and investments as reported in the note above to cash and investments as reported on the statement of net position as of June 30, 2022:

<u>Cash and investments per note</u>	
Carrying amount of deposits	\$ 6,033,022
Investments	<u>21,813,323</u>
Total	<u>\$ 27,846,345</u>
 <u>Cash and investments per statement of net position</u>	
Governmental activities	\$ 27,817,845
Custodial fund	<u>28,500</u>
Total	<u>\$ 27,846,345</u>

**FIRELANDS LOCAL SCHOOL DISTRICT
LORAIN COUNTY, OHIO**

NOTES TO THE BASIC FINANCIAL STATEMENTS
FOR THE FISCAL YEAR ENDED JUNE 30, 2022

NOTE 5 - INTERFUND TRANSACTIONS

- A. Interfund transfers for the year ended June 30, 2022 consisted of the following, as reported on the fund financial statements:

	<u>Amount</u>
<u>Transfers from General Fund to:</u>	
Nonmajor Special Revenue fund:	
District Managed Student Activities	\$ 80,000

Transfers are used to (1) move revenues from the fund that statute or budget requires to collect them to the fund that statute or budget requires to expend them, and (2) use unrestricted revenues collected in the general fund to finance various programs accounted for in other funds in accordance with budgetary authorizations.

Interfund transfers between governmental funds are eliminated on the government-wide financial statements; therefore, no transfers are reported in the statement of activities.

- B. Interfund balances at June 30, 2022, as reported on the fund financial statements, consist of the following interfund loans receivable/payable:

<u>Receivable Fund</u>	<u>Payable Funds</u>	<u>Amount</u>
General Fund	Nonmajor Special Revenue Funds:	
	Vocational Education Enhancements	\$ 3,046
	ESSER	384,803
	IDEA, Part B	30,349
	Title I Disadvantaged Children	38,994
	Title IV Student Support and Academic Enrichment	15,093
	Supporting Effective Instruction	3,801
Total Interfund Loans Receivable/Payable		\$ 476,086

The primary purpose of the interfund loans is to cover the negative cash balances at fiscal year-end in the nonmajor governmental funds. The interfund balances will be repaid once the anticipated revenues are received. All interfund balances are expected to be repaid within one year.

Interfund balances between governmental funds have been eliminated on the statement of net position.

NOTE 6 - PROPERTY TAXES

Property taxes are levied and assessed on a calendar year basis while the District fiscal year runs from July through June. First half tax collections are received by the District in the second half of the fiscal year. Second half tax distributions occur in the first half of the following fiscal year.

**FIRELANDS LOCAL SCHOOL DISTRICT
LORAIN COUNTY, OHIO**

NOTES TO THE BASIC FINANCIAL STATEMENTS
FOR THE FISCAL YEAR ENDED JUNE 30, 2022

NOTE 6 - PROPERTY TAXES - (Continued)

Property taxes include amounts levied against all real property and public utility property. Real property tax revenues received in calendar year 2022 represent the collection of calendar year 2021 taxes. Real property taxes received in calendar year 2022 were levied after April 1, 2021, on the assessed values as of January 1, 2021, the lien date. Assessed values for real property taxes are established by State statute at 35 percent of appraised fair value. Real property taxes are payable annually or semiannually. If paid annually, payment is due December 31; if paid semiannually, the first payment is due December 31, with the remainder payable by June 20. Under certain circumstances, State statute permits alternate payment dates to be established. Public utility property tax revenues received in calendar year 2022 represent the collection of calendar year 2021 taxes. Public utility real and personal property taxes received in calendar year 2022 became a lien on December 31, 2020, were levied after April 1, 2021, and are collected with real property taxes. Public utility real property is assessed at 35 percent of true value; public utility tangible personal property is currently assessed at varying percentages of true value.

The District receives property taxes from Lorain and Erie Counties. The County Auditors periodically advance to the District its portion of the taxes collected. Second-half real property tax payments collected by the County by June 30, 2021, are available to finance fiscal year 2022 operations. The amount available as an advance at June 30, 2022 was \$1,228,128 in the general fund, \$150,197 in the bond retirement fund (a nonmajor governmental fund) and \$86,114 in the permanent improvement fund (a nonmajor governmental fund). This amount is recorded as revenue. The amount available for advance at June 30, 2021 was \$1,096,307 in the general fund, \$131,659 in the bond retirement fund (a nonmajor governmental fund) and \$77,095 in the permanent improvement fund (a nonmajor governmental fund). The amount of second-half real property taxes available for advance at fiscal year-end can vary based on the date the tax bills are sent.

Accrued property taxes receivable includes real property, public utility property and delinquent tangible personal property taxes which are measurable as of June 30, 2022 and for which there is an enforceable legal claim. Although total property tax collections for the next fiscal year are measurable, only the amount of real property taxes available as an advance at June 30 was levied to finance current fiscal year operations and is reported as revenue at fiscal year-end. The portion of the receivable not levied to finance current fiscal year operations is offset by a credit to deferred inflows.

On the accrual basis of accounting, collectible delinquent property taxes have been recorded as a receivable and revenue, while on a modified accrual basis of accounting the revenue has been reported as a deferred inflow.

The assessed values upon which the fiscal year 2022 taxes were collected are:

	2021 Second Half Collections		2022 First Half Collections	
	<u>Amount</u>	<u>Percent</u>	<u>Amount</u>	<u>Percent</u>
Agricultural/residential and other real estate	\$ 336,503,240	84.73	\$ 355,563,050	86.29
Public utility personal	<u>60,652,200</u>	<u>15.27</u>	<u>56,494,090</u>	<u>13.71</u>
Total	<u>\$ 397,155,440</u>	<u>100.00</u>	<u>\$ 412,057,140</u>	<u>100.00</u>
Tax rate per \$1,000 of assessed valuation	\$ 54.01		\$ 53.78	

**FIRELANDS LOCAL SCHOOL DISTRICT
LORAIN COUNTY, OHIO**

NOTES TO THE BASIC FINANCIAL STATEMENTS
FOR THE FISCAL YEAR ENDED JUNE 30, 2022

NOTE 7 - RECEIVABLES

- A. Receivables at June 30, 2022 consisted of property taxes, payments in lieu of taxes, accounts (billings for user charged services and student fees), accrued interest, intergovernmental grants and entitlements, interfund loans, and lease. All receivables are considered collectible in full due to the ability to foreclose for the nonpayment of taxes, the stable condition of State programs, and the current year guarantee of federal funds. A list of the principal items of receivables reported on the statement of net position follows:

Governmental activities:

Property taxes	\$ 15,313,626
Payments in lieu of taxes	11,000
Accounts	11,603
Accrued interest	34,446
Intergovernmental	1,560,826
Lease	293,155

Receivables have been disaggregated on the face of the financial statements. All receivables, except property taxes, the OFCC intergovernmental receivable, and lease receivable are expected to be collected within one year. Property taxes, although ultimately collectible, include some portion of delinquencies that will not be collected within one year. The OFCC intergovernmental receivable of \$1,085,617 will be collected over the duration of the construction project.

B. Lease Receivable

The District has entered into a site lease agreement for a cell tower on November 19, 2015. The District began receiving lease payments in February 2017. The lease has an initial term of five years, and the lease payments are \$11,400 annually. The agreement will automatically extend for five additional five-year terms, unless the District provides notice of intent to terminate within six months prior to the end of the current term. Per the agreement, the payments will increase by 10% on the first day of each new five-year extension term. Payments are made monthly and are reported in the general fund.

The District is reporting leases receivable of \$293,155 in the general fund at June 30, 2022. For fiscal year 2022, the District recognized interest revenue of \$5,919 and lease revenue of \$12,268.

The following is a schedule of future lease payments under the agreement:

<u>Fiscal Year</u>	<u>Principal</u>	<u>Interest</u>	<u>Total</u>
2023	\$ 6,739	\$ 5,802	\$ 12,541
2024	6,875	5,665	12,540
2025	7,013	5,527	12,540
2026	7,154	5,385	12,539
2027	7,718	5,240	12,958
2028 - 2032	45,860	23,570	69,430
2033 - 2037	57,972	18,400	76,372
2038 - 2042	72,087	11,924	84,011
2043 - 2047	<u>81,737</u>	<u>3,942</u>	<u>85,679</u>
Total	<u>\$ 293,155</u>	<u>\$ 85,455</u>	<u>\$ 378,610</u>

**FIRELANDS LOCAL SCHOOL DISTRICT
LORAIN COUNTY, OHIO**

NOTES TO THE BASIC FINANCIAL STATEMENTS
FOR THE FISCAL YEAR ENDED JUNE 30, 2022

NOTE 8 - CAPITAL ASSETS

The District has reclassified intangible right to use - leased equipment out of furniture and equipment at July 1, 2021, in accordance with GASB Statement No. 87 (see Note 3.A for detail). Capital asset activity for the fiscal year ended June 30, 2022, was as follows:

	(Restated) Balance <u>July 1, 2021</u>	<u>Additions</u>	<u>Deductions</u>	Balance <u>June 30, 2022</u>
Governmental activities:				
<i>Capital assets, not being depreciated/amortized:</i>				
Land	\$ 851,565	\$ -	\$ -	\$ 851,565
Construction in progress	<u>7,500,245</u>	<u>17,919,000</u>	<u>-</u>	<u>25,419,245</u>
Total capital assets, not being depreciated/amortized	<u>8,351,810</u>	<u>17,919,000</u>	<u>-</u>	<u>26,270,810</u>
<i>Capital assets, being depreciated/amortized:</i>				
Land improvements	2,030,178	-	-	2,030,178
Buildings and improvements	10,087,224	-	-	10,087,224
Furniture and equipment	2,305,041	13,000	-	2,318,041
Vehicles	2,581,509	176,852	-	2,758,361
Intangible right to use: Equipment	<u>365,863</u>	<u>-</u>	<u>-</u>	<u>365,863</u>
Total capital assets, being depreciated/amortized	<u>17,369,815</u>	<u>189,852</u>	<u>-</u>	<u>17,559,667</u>
<i>Less: accumulated depreciation/amortization</i>				
Land improvements	(1,336,694)	(67,556)	-	(1,404,250)
Buildings and improvements	(8,157,769)	(109,838)	-	(8,267,607)
Furniture and equipment	(2,051,540)	(58,980)	-	(2,110,520)
Vehicles	(1,676,809)	(171,407)	-	(1,848,216)
Intangible right to use: Equipment	<u>(219,519)</u>	<u>(73,173)</u>	<u>-</u>	<u>(292,692)</u>
Total accumulated depreciation/amortization	<u>(13,442,331)</u>	<u>(480,954)</u>	<u>-</u>	<u>(13,923,285)</u>
Governmental activities capital assets, net	<u>\$ 12,279,294</u>	<u>\$ 17,627,898</u>	<u>\$ -</u>	<u>\$ 29,907,192</u>

**FIRELANDS LOCAL SCHOOL DISTRICT
LORAIN COUNTY, OHIO**

NOTES TO THE BASIC FINANCIAL STATEMENTS
FOR THE FISCAL YEAR ENDED JUNE 30, 2022

NOTE 8 - CAPITAL ASSETS - (Continued)

Depreciation expense was charged to governmental activities as follows:

Instruction:	
Regular	\$ 76,493
Special	3,789
Vocational	7,118
Support services:	
Pupil	1,424
Instructional staff	11,409
Administration	5,995
Operations and maintenance	127,363
Pupil transportation	142,732
Central	75,925
Extracurricular activities	25,906
Food service operations	<u>2,800</u>
Total depreciation expense	<u>\$ 480,954</u>

NOTE 9 - LONG-TERM OBLIGATIONS

In accordance with GASB Statement No. 87, the capital lease reported at June 30, 2021 is reported as lease payable at July 1, 2021. The changes in the District's long-term obligations during fiscal year 2022 were as follows.

	Balance <u>July 1, 2021</u>	<u>Additions</u>	<u>Reductions</u>	Balance <u>June 30, 2022</u>	Amounts Due in <u>One Year</u>
Governmental activities:					
Energy conservation improvement bonds	\$ 310,000	\$ -	\$ (70,000)	\$ 240,000	\$ 70,000
School improvement bonds, series 2019A	8,605,000	-	(330,000)	8,275,000	345,000
School improvement bonds, series 2019B	14,525,000	-	(15,000)	14,510,000	10,000
Lease payable	150,427	-	(73,379)	77,048	77,048
Net pension liability	20,897,084	-	(9,362,046)	11,535,038	-
Net OPEB liability	1,692,648	-	(121,057)	1,571,591	-
Compensated absences	<u>1,249,871</u>	<u>115,411</u>	<u>(153,286)</u>	<u>1,211,996</u>	<u>139,020</u>
Unamortized premium on bonds	<u>1,012,663</u>	<u>-</u>	<u>(34,945)</u>	<u>977,718</u>	<u>-</u>
Total governmental activities long-term liabilities	<u>\$ 48,442,693</u>	<u>\$ 115,411</u>	<u>\$ (10,124,768)</u>	<u>\$ 38,398,391</u>	<u>\$ 641,068</u>

Energy Conservation Improvement Bonds - Series 2010: On September 1, 2010, the District issued \$1,060,000 in energy conservation improvement bonds. The proceeds of these bonds were used for building improvements intended to increase the energy efficiency of the District's buildings. These bonds bear an annual interest rate of 5.2% and are scheduled to mature in fiscal year 2025. Payments of principal and interest relating to these bonds are recorded as expenditures in the general fund.

**FIRELANDS LOCAL SCHOOL DISTRICT
LORAIN COUNTY, OHIO**

NOTES TO THE BASIC FINANCIAL STATEMENTS
FOR THE FISCAL YEAR ENDED JUNE 30, 2022

NOTE 9 - LONG-TERM OBLIGATIONS - (Continued)

These bonds are considered Qualified School Construction Bonds (QSCBs), which makes them a taxable direct payment special obligation. For the QSCBs, the District receives a direct payment subsidy from the United States Treasury equal to 100% of the lesser of the interest payments on the bonds or the federal tax credits that would otherwise have been available to the holders of the bonds. The District recorded this subsidy from the federal government in the amount of \$24,207 in the general fund. The balance of these bonds at June 30, 2022 in the amount of \$240,000 has been included on the statement of net position.

The following is a summary of the District’s future annual debt service requirements to maturity for the energy conservation improvement bonds:

Year Ending June 30,	Energy Conservation Improvement Bonds - Series 2010		
	Principal	Interest	Total
2023	\$ 70,000	\$ 12,480	\$ 82,480
2024	70,000	8,840	78,840
2025	<u>100,000</u>	<u>5,200</u>	<u>105,200</u>
Total	<u>\$ 240,000</u>	<u>\$ 26,520</u>	<u>\$ 266,520</u>

School Improvement Bonds

The District issued \$23,850,000 in school facilities improvement general obligation bonds during fiscal year 2020. These bonds were issued for general governmental activities, specifically; construction and/or renovation of school buildings. These general obligation bonds are direct obligations of the District for which its full faith, credit and resources are pledged and payable from taxes levied on all taxable property in the district. Accordingly, such unmatured obligations of the District are accounted for on the statement of net position. Payments of principal and interest relating to these bonds are recorded as expenditures in the District’s bond retirement fund.

School Improvement Bonds, Series 2019A (General Obligation) - On July 11, 2019, the District issued current interest bonds in the amount of \$9,310,000, plus net original premium \$627,688, less bond issue costs of \$140,904. Interest payments on the bond are due May 1 and November 1 of each year, beginning November 1, 2019 (interest rate 2.0% to 4.0%). The bonds mature on November 1, 2047.

School Improvement Bonds, Series 2019B (General Obligation) - On October 15, 2019, the District issued current interest bonds in the amount of \$14,540,000, plus net original premium \$449,820, less bond issue costs of \$212,844. Interest payments on the bonds are due May 1 and November 1 of each year, beginning November 1, 2019 (interest rate 2.0% to 4.0%). The bonds mature on November 1, 2054.

At June 30, 2022, \$4,316,914 in bond proceeds remained unspent.

**FIRELANDS LOCAL SCHOOL DISTRICT
LORAIN COUNTY, OHIO**

NOTES TO THE BASIC FINANCIAL STATEMENTS
FOR THE FISCAL YEAR ENDED JUNE 30, 2022

NOTE 9 - LONG-TERM OBLIGATIONS - (Continued)

The following is a summary of the future debt service requirements to maturity for the general obligation bonds:

Fiscal Year Ending June 30,	Series 2019A GO Bonds			Series 2019B GO Bonds		
	Principal	Interest	Total	Principal	Interest	Total
2023	\$ 345,000	\$ 304,550	\$ 649,550	\$ 10,000	\$ 515,650	\$ 525,650
2024	360,000	294,050	654,050	10,000	515,450	525,450
2025	365,000	283,150	648,150	10,000	515,250	525,250
2026	380,000	268,250	648,250	10,000	514,950	524,950
2027	395,000	252,750	647,750	10,000	514,550	524,550
2028-2032	2,225,000	1,008,950	3,233,950	70,000	2,564,550	2,634,550
2033-2037	2,010,000	544,650	2,554,650	785,000	2,521,850	3,306,850
2038-2042	960,000	279,050	1,239,050	2,445,000	2,168,850	4,613,850
2043-2047	1,010,000	111,450	1,121,450	3,105,000	1,610,850	4,715,850
2048-2052	225,000	3,375	228,375	4,710,000	896,050	5,606,050
2053-2055	-	-	-	3,345,000	152,625	3,497,625
Total	<u>\$ 8,275,000</u>	<u>\$ 3,350,225</u>	<u>\$ 11,625,225</u>	<u>\$ 14,510,000</u>	<u>\$ 12,490,625</u>	<u>\$ 27,000,625</u>

Legal Debt Margin - The Ohio Revised Code provides that voted net general obligation debt of the District shall never exceed 9% of the total assessed valuation of the District. The Code further provides that unvoted indebtedness shall not exceed 1/10 of 1% of the property valuation of the District. The Code additionally states that unvoted indebtedness related to energy conservation debt shall not exceed 9/10 of 1% of the property valuation of the District. The assessed valuation used in determining the District's legal debt margin has been modified by House Bill 530 which became effective March 30, 2006. In accordance with House Bill 530, the assessed valuation used in the District's legal debt margin calculation excluded tangible personal property used in business, telephone or telegraph property, interexchange telecommunications company property and personal property owned or leased by a railroad company and used in railroad operations. The effects of these debt limitations at June 30, 2022, are a voted debt margin of \$15,302,279 (including available funds of \$1,002,136) and an unvoted debt margin of \$412,057.

Lease Payable - In a prior fiscal year, the District entered into a lease for copier equipment. Lease payments have been reclassified and are reflected as debt service expenditures in the basic financial statements. These expenditures are reflected as program/function expenditures on a budgetary basis.

The District entered into copier lease in June 2018 for a term of 60 months with a maturity of July 2022. Payments are made annually each July and are being paid from the general fund.

Principal and interest requirements to retire the lease payable are as follows:

Fiscal Year Ending June 30,	Leases Payable		
	Principal	Interest	Total
2023	<u>\$ 77,048</u>	<u>\$ 3,852</u>	<u>\$ 80,900</u>

Net Pension Liability: See Notes 12 for details on the District's net pension liability. The District pays obligations related to employee compensation from the fund benefitting from their service, which is primarily the general fund.

Net OPEB Liability: See Note 13 for details on the District's net OPEB liability. The District pays obligations related to employee compensation from the fund benefitting from their service, which is primarily the general fund.

Compensated Absences: Compensated absences are paid primarily from the general fund and the food service fund (a nonmajor governmental fund).

**FIRELANDS LOCAL SCHOOL DISTRICT
LORAIN COUNTY, OHIO**

**NOTES TO THE BASIC FINANCIAL STATEMENTS
FOR THE FISCAL YEAR ENDED JUNE 30, 2022**

NOTE 10 - COMPENSATED ABSENCES

Employees earn vacation at rates specified under various labor agreements and based on credited service. Teachers and some administrators do not earn vacation time. Administrators, clerical, technical, and maintenance and operations employees with one or more years of service are entitled to vacation ranging from five to twenty days. Employees with less than one year of service earn one vacation day per month worked, not to exceed five days. Unused vacation is not cumulative to the next year.

All employees are entitled to a sick leave credit equal to one and one-quarter days for each month of service (earned on a pro rata basis for less-than-full-time employees). This sick leave will either be absorbed by time off due to illness or injury or, within certain limitations, be paid to the employee upon retirement. The amount paid to an employee upon retirement is limited to one-quarter of the accumulated sick leave to a maximum payout of 75 days for all employees after three years of service with the District.

NOTE 11 - RISK MANAGEMENT

A. Comprehensive

The District is exposed to various risks of loss related to torts, theft of, damage to, and destruction of assets, errors and omissions, injuries to employees, and natural disasters. During fiscal year 2022, the District contracted with Ohio Casualty Insurance Company through Fitzgibbons, Arnold & Co. for professional liability insurance, fleet insurance, and insurance coverage for property, inland marine and employee theft. Coverages provided and deductibles are as follows:

Building and Contents - replacement cost (\$2,500 deductible)	\$45,952,108	value
Inland marine coverage (\$1,000 deductible)	90,841	value
Automobile liability (\$1,000 deductible for comprehensive)	1,000,000	limit
Uninsured Motorists (no deductible)	1,000,000	limit
Employee theft	100,000	limit

Settled claims have not exceeded this commercial coverage in any of the past three years. There was a reduction in coverage from the prior year for inland marine coverage.

B. Employee Health and Dental

The District has contracted with the Lake Erie Regional Council of Governments (LERC) to provide employee medical, dental and vision benefits since December 1988. The risk of loss transfers to the pool upon payment of the premium. The District provides medical, dental and vision benefits to employees who work more than 30 hours a week. Employees who work between 15-30 hours may choose to purchase medical insurance at a higher premium. The premium and coverages vary by employee depending on plan type chosen, marital status and hours worked.

C. Workers' Compensation Rating Program

For fiscal year 2022, the District participated in a Workers' Compensation Group Rating Program (GRP). The intent of the GRP is to achieve the benefit of a reduced premium for the District by virtue of its grouping and representation with other participants in the GRP. The workers' compensation experience of the participating school districts is tiered into groups based upon past workers' compensation experience. Within each tiered group, a common premium rate is applied to all school districts within that group. Each participant pays its workers' compensation premium to the state based on the rate for the GRP rather than its individual rate. Total savings are then calculated and each participant's individual performance is compared to the overall savings percentage of their tiered group. Participation in the GRP is limited to school districts that can meet the GRP's selection criteria. The firm of Sheakley Uniservice, Inc. provides administrative, cost control and actuarial services to the GRP.

**FIRELANDS LOCAL SCHOOL DISTRICT
LORAIN COUNTY, OHIO**

NOTES TO THE BASIC FINANCIAL STATEMENTS
FOR THE FISCAL YEAR ENDED JUNE 30, 2022

NOTE 12 - DEFINED BENEFIT PENSION PLANS

The Statewide retirement systems provide both pension benefits and other postemployment benefits (OPEB).

Net Pension Liability/Net OPEB Liability/Asset

The net pension liability/asset and the net OPEB liability/asset reported on the statement of net position represents a liability or asset to employees for pensions and OPEB, respectively.

Pensions and OPEB are a component of exchange transactions—between an employer and its employees—of salaries and benefits for employee services. Pensions/OPEB are provided to an employee—on a deferred-payment basis—as part of the total compensation package offered by an employer for employee services each financial period. The obligation to sacrifice resources for pensions is a present obligation because it was created as a result of employment exchanges that already have occurred.

The net pension/OPEB liability (asset) represent the District’s proportionate share of each pension/OPEB plan’s collective actuarial present value of projected benefit payments attributable to past periods of service, net of each pension/OPEB plan’s fiduciary net position. The net pension/OPEB liability (asset) calculation is dependent on critical long-term variables, including estimated average life expectancies, earnings on investments, cost of living adjustments and others. While these estimates use the best information available, unknowable future events require adjusting these estimates annually.

The Ohio Revised Code limits the District’s obligation for this liability to annually required payments. The District cannot control benefit terms or the manner in which pensions/OPEB are financed; however, the District does receive the benefit of employees’ services in exchange for compensation including pension and OPEB.

GASB 68/75 assumes the liability is solely the obligation of the employer, because (1) they benefit from employee services; and (2) State statute requires funding to come from these employers. All pension contributions to date have come solely from these employers (which also includes pension costs paid in the form of withholdings from employees). The retirement systems may allocate a portion of the employer contributions to provide for these OPEB benefits. In addition, health care plan enrollees pay a portion of the health care costs in the form of a monthly premium. State statute requires the retirement systems to amortize unfunded pension liabilities within 30 years. If the pension amortization period exceeds 30 years, each retirement system’s board must propose corrective action to the State legislature. Any resulting legislative change to benefits or funding could significantly affect the net pension/OPEB liability (asset). Resulting adjustments to the net pension/OPEB liability (asset) would be effective when the changes are legally enforceable. The Ohio Revised Code permits, but does not require, the retirement systems to provide healthcare to eligible benefit recipients.

The remainder of this note includes the required pension disclosures. See Note 13 for the required OPEB disclosures.

The proportionate share of each plan’s unfunded benefits is presented as a long-term *net pension/OPEB liability (asset)* on the accrual basis of accounting. Any liability for the contractually required pension contribution outstanding at the end of the year is included in intergovernmental payable on both the accrual and modified accrual bases of accounting.

Plan Description - School Employees Retirement System (SERS)

Plan Description - The District non-teaching employees participate in SERS, a cost-sharing multiple-employer defined benefit pension plan administered by SERS. SERS provides retirement, disability and survivor benefits, annual cost-of-living adjustments, and death benefits to plan members and beneficiaries. Authority to establish and amend benefits is provided by Ohio Revised Code Chapter 3309. SERS issues a publicly available, stand-alone financial report that includes financial statements, required supplementary information and detailed information about SERS’ fiduciary net position. That report can be obtained by visiting the SERS website at www.ohsers.org under Employers/Audit Resources.

**FIRELANDS LOCAL SCHOOL DISTRICT
LORAIN COUNTY, OHIO**

NOTES TO THE BASIC FINANCIAL STATEMENTS
FOR THE FISCAL YEAR ENDED JUNE 30, 2022

NOTE 12 - DEFINED BENEFIT PENSION PLANS - (Continued)

Age and service requirements for retirement are as follows:

	Eligible to Retire on or before August 1, 2017 *	Eligible to Retire after August 1, 2017
Full benefits	Any age with 30 years of service credit	Age 67 with 10 years of service credit; or Age 57 with 30 years of service credit
Actuarially reduced benefits	Age 60 with 5 years of service credit; or Age 55 with 25 years of service credit	Age 62 with 10 years of service credit; or Age 60 with 25 years of service credit

* Members with 25 years of service credit as of August 1, 2017 will be included in this plan.

Annual retirement benefits are calculated based on final average salary multiplied by a percentage that varies based on years of service; 2.2% for the first thirty years of service and 2.5% for years of service credit over 30. Final average salary is the average of the highest three years of salary.

An individual whose benefit effective date is before April 1, 2018, is eligible for a cost-of-living adjustment (COLA) on the first anniversary date of the benefit. Beginning April 1, 2018, new benefit recipients must wait until the fourth anniversary of their benefit for COLA eligibility. The COLA is added each year to the base benefit amount on the anniversary date of the benefit. A three-year COLA suspension was in effect for all benefit recipients for the years 2018, 2019, and 2020. Upon resumption of the COLA, it will be indexed to the percentage increase in the CPI-W, not to exceed 2.5% and with a floor of 0%. In 2021, the Board of Trustees approved a 2.5% cost-of-living adjustment (COLA) for eligible retirees and beneficiaries in 2022.

Funding Policy - Plan members are required to contribute 10.00% of their annual covered salary and the District is required to contribute 14.00% of annual covered payroll. The contribution requirements of plan members and employers are established and may be amended by the SERS' Retirement Board up to statutory maximum amounts of 10.00% for plan members and 14.00% for employers. The Retirement Board, acting with the advice of the actuary, allocates the employer contribution rate among four of the System's funds (Pension Trust Fund, Death Benefit Fund, Medicare B Fund, and Health Care Fund). For the fiscal year ended June 30, 2022, the allocation to pension, death benefits, and Medicare B was 14.00%. For fiscal year 2022, the Retirement Board did not allocate any employer contribution to the Health Care Fund.

The District's contractually required contribution to SERS was \$417,770 for fiscal year 2022. Of this amount, \$54,069 is reported as intergovernmental payable

Plan Description - State Teachers Retirement System (STRS)

Plan Description - Licensed teachers participate in STRS, a cost-sharing multiple-employer public employee retirement system administered by STRS. STRS provides retirement and disability benefits to members and death and survivor benefits to beneficiaries. STRS issues a stand-alone financial report that includes financial statements, required supplementary information and detailed information about STRS' fiduciary net position. That report can be obtained by writing to STRS, 275 E. Broad St., Columbus, OH 43215-3771, by calling (888) 227-7877, or by visiting the STRS website at www.strsoh.org.

New members have a choice of three retirement plans: a Defined Benefit (DB) Plan, a Defined Contribution (DC) Plan and a Combined (CO) Plan. Benefits are established by Ohio Revised Code Chapter 3307.

**FIRELANDS LOCAL SCHOOL DISTRICT
LORAIN COUNTY, OHIO**

NOTES TO THE BASIC FINANCIAL STATEMENTS
FOR THE FISCAL YEAR ENDED JUNE 30, 2022

NOTE 12 - DEFINED BENEFIT PENSION PLANS - (Continued)

The DB plan offers an annual retirement allowance based on final average salary multiplied by a percentage that varies based on years of service. Effective August 1, 2015, the calculation is 2.20% of final average salary for the five highest years of earnings multiplied by all years of service. In April 2017, the Retirement Board made the decision to reduce COLA granted on or after July 1, 2017, to 0% to preserve the fiscal integrity of the retirement system. Benefit recipients' base benefit and past cost-of living increases are not affected by this change. Eligibility changes will be phased in until August 1, 2026, when retirement eligibility for unreduced benefits will be five year of service credit and age 65, or 35 years of service credit and at least age 60.

Eligibility changes for DB Plan members who retire with actuarially reduced benefits will be phased in until August 1, 2026, when retirement eligibility will be five years of qualifying service credit and age 60, or 30 years of service credit at any age.

The DC Plan allows members to place all of their member contributions and 9.53% of the 14% employer contributions into an investment account. Investment allocation decisions are determined by the member. The remaining 4.47% of the 14% employer rate is allocated to the defined benefit unfunded liability. A member is eligible to receive a retirement benefit at age 50 and termination of employment. The member may elect to receive a lifetime monthly annuity or a lump sum withdrawal.

The Combined Plan offers features of both the DB Plan and the DC Plan. In the Combined Plan, 12% of the 14% member rate goes to the DC Plan and the remaining 2% is applied to the DB Plan. Member contributions to the DC Plan are allocated among investment choices by the member, and contributions to the DB Plan from the employer and the member are used to fund the defined benefit payment at a reduced level from the regular DB Plan. The defined benefit portion of the Combined Plan payment is payable to a member on or after age 60 with five years of service. The defined contribution portion of the account may be taken as a lump sum payment or converted to a lifetime monthly annuity after termination of employment at age 50 and after termination of employment.

New members who choose the DC Plan or Combined Plan will have another opportunity to reselect a permanent plan during their fifth year of membership. Members may remain in the same plan or transfer to another STRS plan. The optional annuitization of a member's defined contribution account or the defined contribution portion of a member's Combined Plan account to a lifetime benefit results in STRS bearing the risk of investment gain or loss on the account. STRS has therefore included all three plan options as one defined benefit plan for GASB 68 reporting purposes.

A DB or Combined Plan member with five or more years of credited service who is determined to be disabled may qualify for a disability benefit. New members must have at least ten years of qualifying service credit that apply for disability benefits. Members in the DC Plan who become disabled are entitled only to their account balance. Eligible survivors of members who die before service retirement may qualify for monthly benefits. If a member of the DC Plan dies before retirement benefits begin, the member's designated beneficiary is entitled to receive the member's account balance.

Funding Policy - Employer and member contribution rates are established by the State Teachers Retirement Board and limited by Chapter 3307 of the Ohio Revised Code. The fiscal year 2022 employer and employee contribution rate of 14% was equal to the statutory maximum rates. For fiscal year 2022, the full employer contribution was allocated to pension.

The District's contractually required contribution to STRS was \$1,200,379 for fiscal year 2022. Of this amount, \$204,021 is reported as intergovernmental payable.

**FIRELANDS LOCAL SCHOOL DISTRICT
LORAIN COUNTY, OHIO**

NOTES TO THE BASIC FINANCIAL STATEMENTS
FOR THE FISCAL YEAR ENDED JUNE 30, 2022

NOTE 12 - DEFINED BENEFIT PENSION PLANS - (Continued)

Pension Liabilities, Pension Expense, and Deferred Outflows of Resources and Deferred Inflows of Resources Related to Pensions

The net pension liability was measured as of June 30, 2021, and the total pension liability used to calculate the net pension liability was determined by an actuarial valuation as of that date. The District's proportion of the net pension liability was based on the District's share of contributions to the pension plan relative to the projected contributions of all participating entities.

Following is information related to the proportionate share and pension expense:

	<u>SERS</u>	<u>STRS</u>	<u>Total</u>
Proportion of the net pension liability prior measurement date	0.074650200%	0.065958300%	
Proportion of the net pension liability current measurement date	<u>0.080344100%</u>	<u>0.067031457%</u>	
Change in proportionate share	<u>0.005693900%</u>	<u>0.001073157%</u>	
Proportionate share of the net pension liability	\$ 2,964,464	\$ 8,570,574	\$ 11,535,038
Pension expense	\$ (13,197)	\$ (211,075)	\$ (224,272)

At June 30, 2022, the District reported deferred outflows of resources and deferred inflows of resources related to pensions from the following sources:

	<u>SERS</u>	<u>STRS</u>	<u>Total</u>
Deferred outflows of resources			
Differences between expected and actual experience	\$ 286	\$ 264,788	\$ 265,074
Changes of assumptions	62,423	2,377,632	2,440,055
Difference between employer contributions and proportionate share of contributions/ change in proportionate share	221,464	161,262	382,726
Contributions subsequent to the measurement date	<u>417,770</u>	<u>1,200,379</u>	<u>1,618,149</u>
Total deferred outflows of resources	<u>\$ 701,943</u>	<u>\$ 4,004,061</u>	<u>\$ 4,706,004</u>
Deferred inflows of resources			
Differences between expected and actual experience	\$ 76,880	\$ 53,720	\$ 130,600
Net difference between projected and actual earnings on pension plan investments	1,526,783	7,386,197	8,912,980
Difference between employer contributions and proportionate share of contributions/ change in proportionate share	<u>32,630</u>	<u>373,073</u>	<u>405,703</u>
Total deferred inflows of resources	<u>\$ 1,636,293</u>	<u>\$ 7,812,990</u>	<u>\$ 9,449,283</u>

**FIRELANDS LOCAL SCHOOL DISTRICT
LORAIN COUNTY, OHIO**

NOTES TO THE BASIC FINANCIAL STATEMENTS
FOR THE FISCAL YEAR ENDED JUNE 30, 2022

NOTE 12 - DEFINED BENEFIT PENSION PLANS - (Continued)

\$1,618,149 reported as deferred outflows of resources related to pension resulting from District contributions subsequent to the measurement date will be recognized as a reduction of the net pension liability in the fiscal year ending June 30, 2023.

Other amounts reported as deferred outflows of resources and deferred inflows of resources related to pension will be recognized in pension expense as follows:

Fiscal Year Ending June 30:	SERS	STRS	Total
2023	\$ (269,272)	\$ (1,314,359)	\$ (1,583,631)
2024	(251,206)	(1,121,083)	(1,372,289)
2025	(363,013)	(1,150,040)	(1,513,053)
2026	(468,629)	(1,423,826)	(1,892,455)
Total	\$ (1,352,120)	\$ (5,009,308)	\$ (6,361,428)

Actuarial Assumptions - SERS

SERS' total pension liability was determined by their actuaries in accordance with GASB Statement No. 67, as part of their annual actuarial valuation for each defined benefit retirement plan. Actuarial valuations of an ongoing plan involve estimates of the value of reported amounts (e.g., salaries, credited service) and assumptions about the probability of occurrence of events far into the future (e.g., mortality, disabilities, retirements, employment termination). Actuarially determined amounts are subject to continual review and potential modifications, as actual results are compared with past expectations and new estimates are made about the future.

Projections of benefits for financial reporting purposes are based on the substantive plan (the plan as understood by the employers and plan members) and include the types of benefits provided at the time of each valuation and the historical pattern of sharing benefit costs between the employers and plan members to that point. The projection of benefits for financial reporting purposes does not explicitly incorporate the potential effects of legal or contractual funding limitations.

Actuarial calculations reflect a long-term perspective. For a newly hired employee, actuarial calculations will take into account the employee's entire career with the employer and also take into consideration the benefits, if any, paid to the employee after termination of employment until the death of the employee and any applicable contingent annuitant. In many cases actuarial calculations reflect several decades of service with the employer and the payment of benefits after termination.

**FIRELANDS LOCAL SCHOOL DISTRICT
LORAIN COUNTY, OHIO**

NOTES TO THE BASIC FINANCIAL STATEMENTS
FOR THE FISCAL YEAR ENDED JUNE 30, 2022

NOTE 12 - DEFINED BENEFIT PENSION PLANS - (Continued)

Key methods and assumptions used in calculating the total pension liability in the latest actuarial valuation, prepared as of June 30, 2021, are presented below:

Wage inflation:	
Current measurement date	2.40%
Prior measurement date	3.00%
Future salary increases, including inflation:	
Current measurement date	3.25% to 13.58%
Prior measurement date	3.50% to 18.20%
COLA or ad hoc COLA:	
Current measurement date	2.00%
Prior measurement date	2.50%
Investment rate of return:	
Current measurement date	7.00% net of system expenses
Prior measurement date	7.50% net of system expenses
Discount rate:	
Current measurement date	7.00%
Prior measurement date	7.50%
Actuarial cost method	Entry age normal (level percent of payroll)

In 2021, Mortality rates were based on the PUB-2010 General Employee Amount Weight Below Median Healthy Retiree mortality table projected to 2017 with ages set forward 1 year and adjusted 94.20% for males and set forward 2 years and adjusted 81.35% for females. Mortality among disabled members were based upon the PUB-2010 General Disabled Retiree mortality table projected to 2017 with ages set forward 5 years and adjusted 103.3% for males and set forward 3 years and adjusted 106.8% for females. Future improvement in mortality rates is reflected by applying the MP-2020 projection scale generationally.

In the prior measurement date, the mortality rates were based on the RP-2014 Blue Collar Mortality Table with fully generational projection and a five-year age set-back for both males and females. Mortality among service retired members, and beneficiaries were based upon the RP-2014 Blue Collar Mortality Table with fully generational projection with Scale BB, 120% of male rates, and 110% of female rates. Mortality among disabled members was based upon the RP-2000 Disabled Mortality Table, 90% for male rates and 100% for female rates, set back five years is used for the period after disability retirement.

The most recent experience study was completed for the five-year period ended June 30, 2020.

The long-term return expectation for the Pension Plan Investments has been determined using a building-block approach and assumes a time horizon, as defined in SERS' *Statement of Investment Policy*. A forecasted rate of inflation serves as the baseline for the return expectation. Various real return premiums over the baseline inflation rate have been established for each asset class. The long-term expected nominal rate of return has been determined by calculating a weighted average of the expected real return premiums for each asset class, adding the projected inflation rate, and adding the expected return from rebalancing uncorrelated asset classes.

**FIRELANDS LOCAL SCHOOL DISTRICT
LORAIN COUNTY, OHIO**

NOTES TO THE BASIC FINANCIAL STATEMENTS
FOR THE FISCAL YEAR ENDED JUNE 30, 2022

NOTE 12 - DEFINED BENEFIT PENSION PLANS - (Continued)

The target allocation and best estimates of arithmetic real rates of return for each major asset class are summarized in the following table:

Asset Class	Target Allocation	Long-Term Expected Real Rate of Return
Cash	2.00 %	(0.33) %
US Equity	24.75	5.72
Non-US Equity Developed	13.50	6.55
Non-US Equity Emerging	6.75	8.54
Fixed Income/Global Bonds	19.00	1.14
Private Equity	11.00	10.03
Real Estate/Real Assets	16.00	5.41
Multi-Asset Strategy	4.00	3.47
Private Debt/Private Credit	3.00	5.28
Total	<u>100.00 %</u>	

Discount Rate - The total pension liability was calculated using the discount rate of 7.00%. The projection of cash flows used to determine the discount rate assumed the contributions from employers and from the members would be computed based on contribution requirements as stipulated by state statute. Projected inflows from investment earnings were calculated using the long-term assumed investment rate of return (7.00%). Based on those assumptions, the plan's fiduciary net position was projected to be available to make all future benefit payments of current plan members. Therefore, the long-term expected rate of return on pension plan investments was applied to all periods of projected benefits to determine the total pension liability.

Sensitivity of the District's Proportionate Share of the Net Pension Liability to Changes in the Discount Rate - Net pension liability is sensitive to changes in the discount rate, and to illustrate the potential impact the following table presents the net pension liability calculated using the discount rate of 7.00%, as well as what each plan's net pension liability would be if it were calculated using a discount rate that is one percentage point lower (6.00%), or one percentage point higher (8.00%) than the current rate.

	1% Decrease	Current Discount Rate	1% Increase
District's proportionate share of the net pension liability	\$ 4,932,141	\$ 2,964,464	\$ 1,305,037

Actuarial Assumptions - STRS

Key methods and assumptions used in the latest actuarial valuation, reflecting experience study results used in the June 30, 2021, actuarial valuation are presented below:

	June 30, 2021	June 30, 2020
Inflation	2.50%	2.50%
Projected salary increases	12.50% at age 20 to 2.50% at age 65	12.50% at age 20 to 2.50% at age 65
Investment rate of return	7.00%, net of investment expenses, including inflation	7.45%, net of investment expenses, including inflation
Discount rate of return	7.00%	7.45%
Payroll increases	3.00%	3.00%
Cost-of-living adjustments (COLA)	0.00%	0.00%

**FIRELANDS LOCAL SCHOOL DISTRICT
LORAIN COUNTY, OHIO**

NOTES TO THE BASIC FINANCIAL STATEMENTS
FOR THE FISCAL YEAR ENDED JUNE 30, 2022

NOTE 12 - DEFINED BENEFIT PENSION PLANS - (Continued)

For the June 30, 2021, actuarial valuation, post-retirement mortality rates are based on the RP-2014 Annuitant Mortality Tables with 50% of rates through age 69, 70% of rates between ages 70 and 79, 90% of rates between ages 80 and 84, and 100% of rates thereafter, projected forward generationally using mortality improvement scale MP-2016. Pre-retirement mortality rates are based on RP-2014 Employee Mortality Tables, projected forward generationally using mortality improvement scale MP-2016. Post-retirement disabled mortality rates are based on the RP-2014 Disabled Mortality Tables with 90% of rates for males and 100% of rates for females, projected forward generationally using mortality improvement scale MP-2016.

Actuarial assumptions used in the June 30, 2021 valuation are based on the results of an actuarial experience study for the period July 1, 2011 through June 30, 2016.

STRS Ohio's investment consultant develops an estimate range for the investment return assumption based on the target allocation adopted by the Retirement Board. The target allocation and long-term expected rate of return for each major asset class are summarized as follows:

<u>Asset Class</u>	<u>Target Allocation</u>	<u>Long-Term Expected Real Rate of Return *</u>
Domestic Equity	28.00 %	7.35 %
International Equity	23.00	7.55
Alternatives	17.00	7.09
Fixed Income	21.00	3.00
Real Estate	10.00	6.00
Liquidity Reserves	1.00	2.25
Total	<u>100.00 %</u>	

*10-Year geometric nominal returns, which include the real rate of return and inflation of 2.25% and does not include investment expenses. Over a 30-year period, STRS' investment consultant indicates that the above target allocations should generate a return above the actuarial rate of return, without net value added by management.

Discount Rate - The discount rate used to measure the total pension liability was 7.00% as of June 30, 2021. The projection of cash flows used to determine the discount rate assumes that member and employer contributions will be made at the statutory contribution rates in accordance with the rates described previously. For this purpose, only employer contributions that are intended to fund benefits of current plan members and their beneficiaries are included. Based on those assumptions, STRS Ohio's fiduciary net position was projected to be available to make all projected future benefit payments to current plan members as of June 30, 2021. Therefore, the long-term expected rate of return on pension plan investments of 7.00% was applied to all periods of projected benefit payments to determine the total pension liability as of June 30, 2021.

Sensitivity of the District's Proportionate Share of the Net Pension Liability to Changes in the Discount Rate - The following table represents the net pension liability as of June 30, 2021, calculated using the current period discount rate assumption of 7.00%, as well as what the net pension liability would be if it were calculated using a discount rate that is one percentage point lower (6.00%) or one percentage point higher (8.00%) than the current assumption:

	<u>1% Decrease</u>	<u>Current Discount Rate</u>	<u>1% Increase</u>
District's proportionate share of the net pension liability	\$ 16,049,478	\$ 8,570,574	\$ 2,250,917

Changes Between Measurement Date and Reporting Date - STRS approved a one-time 3.00% cost-of-living adjustment to eligible benefit recipients effective July 1, 2022. It is unknown what the effect this change will have on the net pension liability.

**FIRELANDS LOCAL SCHOOL DISTRICT
LORAIN COUNTY, OHIO**

NOTES TO THE BASIC FINANCIAL STATEMENTS
FOR THE FISCAL YEAR ENDED JUNE 30, 2022

NOTE 13 - DEFINED BENEFIT OPEB PLANS

Net OPEB Liability/Asset

See Note 12 for a description of the net OPEB liability (asset).

Plan Description - School Employees Retirement System (SERS)

Health Care Plan Description - The District contributes to the SERS Health Care Fund, administered by SERS for non-certificated retirees and their beneficiaries. For GASB 75 purposes, this plan is considered a cost-sharing other postemployment benefit (OPEB) plan. SERS' Health Care Plan provides healthcare benefits to eligible individuals receiving retirement, disability, and survivor benefits, and to their eligible dependents. Members who retire after June 1, 1986, need 10 years of service credit, exclusive of most types of purchased credit, to qualify to participate in SERS' health care coverage. In addition to age and service retirees, disability benefit recipients and beneficiaries who are receiving monthly benefits due to the death of a member or retiree, are eligible for SERS' health care coverage. Most retirees and dependents choosing SERS' health care coverage are over the age of 65 and therefore enrolled in a fully insured Medicare Advantage plan; however, SERS maintains a traditional, self-insured preferred provider organization for its non-Medicare retiree population. For both groups, SERS offers a self-insured prescription drug program. Health care is a benefit that is permitted, not mandated, by statute. The financial report of the Plan is included in the SERS Annual Comprehensive Financial Report which can be obtained on SERS' website at www.ohsers.org under Employers/Audit Resources.

Access to health care for retirees and beneficiaries is permitted in accordance with Section 3309 of the Ohio Revised Code. The Health Care Fund was established and is administered in accordance with Internal Revenue Code Section 105(e). SERS' Retirement Board reserves the right to change or discontinue any health plan or program. Active employee members do not contribute to the Health Care Plan. The SERS Retirement Board established the rules for the premiums paid by the retirees for health care coverage for themselves and their dependents or for their surviving beneficiaries. Premiums vary depending on the plan selected, qualified years of service, Medicare eligibility, and retirement status.

Funding Policy - State statute permits SERS to fund the health care benefits through employer contributions. Each year, after the allocation for statutorily required pensions and benefits, the Retirement Board may allocate the remainder of the employer contribution of 14% of covered payroll to the Health Care Fund in accordance with the funding policy. For the fiscal year ended June 30, 2022, SERS did not allocate any employer contributions to post-employment health care. An additional health care surcharge on employers is collected for employees earning less than an actuarially determined minimum compensation amount, pro-rated if less than a full year of service credit was earned. For fiscal year 2022, this amount was \$25,000. Statutes provide that no employer shall pay a health care surcharge greater than 2% of that employer's SERS-covered payroll; nor may SERS collect in aggregate more than 1.5% of the total statewide SERS-covered payroll for the health care surcharge. For fiscal year 2022, the District's surcharge obligation was \$54,297.

The surcharge added to the allocated portion of the 14% employer contribution rate is the total amount assigned to the Health Care Fund. The District's contractually required contribution to SERS was \$54,297 for fiscal year 2022 and is reported as intergovernmental payable.

Plan Description - State Teachers Retirement System (STRS)

Plan Description - The State Teachers Retirement System of Ohio (STRS) administers a cost-sharing Health Plan administered for eligible retirees who participated in the defined benefit or combined pension plans offered by STRS. Ohio law authorizes STRS to offer this plan. Benefits include hospitalization, physicians' fees, prescription drugs and partial reimbursement of monthly Medicare Part B premiums. The Medicare Part B monthly reimbursement elimination date was postponed indefinitely. The Plan is included in the report of STRS which can be obtained by visiting www.strsoh.org or by calling (888) 227-7877.

**FIRELANDS LOCAL SCHOOL DISTRICT
LORAIN COUNTY, OHIO**

NOTES TO THE BASIC FINANCIAL STATEMENTS
FOR THE FISCAL YEAR ENDED JUNE 30, 2022

NOTE 13 - DEFINED BENEFIT OPEB PLANS - (Continued)

Funding Policy - Ohio Revised Code Chapter 3307 authorizes STRS to offer the Plan and gives the Retirement Board discretionary authority over how much, if any, of the health care costs will be absorbed by STRS. Active employee members do not contribute to the Health Care Plan. Nearly all health care plan enrollees, for the most recent year, pay a portion of the health care costs in the form of a monthly premium. Under Ohio law, funding for post-employment health care may be deducted from employer contributions, currently 14% of covered payroll. For the fiscal year ended June 30, 2022, STRS did not allocate any employer contributions to post-employment health care.

OPEB Liabilities/Assets, OPEB Expense, and Deferred Outflows of Resources and Deferred Inflows of Resources Related to OPEB

The net OPEB liability/asset was measured as of June 30, 2021, and the total OPEB liability/asset used to calculate the net OPEB liability/asset was determined by an actuarial valuation as of that date. The District's proportion of the net OPEB liability/asset was based on the District's share of contributions to the respective retirement systems relative to the contributions of all participating entities.

Following is information related to the proportionate share and OPEB expense:

	<u>SERS</u>	<u>STRS</u>	<u>Total</u>
Proportion of the net OPEB liability/asset prior measurement date	0.077882800%	0.065958300%	
Proportion of the net OPEB liability/asset current measurement date	<u>0.083039500%</u>	<u>0.067031457%</u>	
Change in proportionate share	<u>0.005156700%</u>	<u>0.001073157%</u>	
Proportionate share of the net OPEB liability	\$ 1,571,591	\$ -	\$ 1,571,591
Proportionate share of the net OPEB asset	\$ -	\$ (1,413,303)	\$ (1,413,303)
OPEB expense	\$ (6,674)	\$ (108,686)	\$ (115,360)

At June 30, 2022, the District reported deferred outflows of resources and deferred inflows of resources related to OPEB from the following sources:

	<u>SERS</u>	<u>STRS</u>	<u>Total</u>
Deferred outflows of resources			
Differences between expected and actual experience	\$ 16,752	\$ 50,325	\$ 67,077
Changes of assumptions	246,545	90,277	336,822
Difference between employer contributions and proportionate share of contributions/ change in proportionate share	121,997	541	122,538
Contributions subsequent to the measurement date	<u>54,297</u>	<u>-</u>	<u>54,297</u>
Total deferred outflows of resources	<u>\$ 439,591</u>	<u>\$ 141,143</u>	<u>\$ 580,734</u>

**FIRELANDS LOCAL SCHOOL DISTRICT
LORAIN COUNTY, OHIO**

NOTES TO THE BASIC FINANCIAL STATEMENTS
FOR THE FISCAL YEAR ENDED JUNE 30, 2022

NOTE 13 - DEFINED BENEFIT OPEB PLANS - (Continued)

	<u>SERS</u>	<u>STRS</u>	<u>Total</u>
Deferred inflows of resources			
Differences between expected and actual experience	\$782,721	\$258,943	\$1,041,664
Net difference between projected and actual earnings on OPEB plan investments	34,142	391,745	425,887
Changes of assumptions	215,218	843,140	1,058,358
Difference between employer contributions and proportionate share of contributions/ change in proportionate share	<u>56,899</u>	<u>23,082</u>	<u>79,981</u>
Total deferred inflows of resources	<u>\$ 1,088,980</u>	<u>\$ 1,516,910</u>	<u>\$ 2,605,890</u>

\$54,297 reported as deferred outflows of resources related to OPEB resulting from District contributions subsequent to the measurement date will be recognized as a reduction of the net OPEB liability/asset in the fiscal year ending June 30, 2023.

Other amounts reported as deferred outflows of resources and deferred inflows of resources related to OPEB will be recognized in OPEB expense as follows:

	<u>SERS</u>	<u>STRS</u>	<u>Total</u>
Fiscal Year Ending June 30:			
2023	\$ (169,012)	\$ (396,010)	\$ (565,022)
2024	(169,248)	(386,208)	(555,456)
2025	(167,469)	(372,964)	(540,433)
2026	(136,712)	(165,982)	(302,694)
2027	(57,806)	(55,983)	(113,789)
Thereafter	<u>(3,439)</u>	<u>1,380</u>	<u>(2,059)</u>
Total	<u>\$ (703,686)</u>	<u>\$ (1,375,767)</u>	<u>\$ (2,079,453)</u>

Actuarial Assumptions - SERS

The total OPEB liability is determined by SERS' actuaries in accordance with GASB Statement No. 74, as part of their annual actuarial valuation for each retirement plan. Actuarial valuations of an ongoing plan involve estimates of the value of reported amounts (e.g., salaries, credited service) and assumptions about the probability of occurrence of events far into the future (e.g., mortality, disabilities, retirements, employment terminations). Actuarially determined amounts are subject to continual review and potential modifications, as actual results are compared with past expectations and new estimates are made about the future.

Projections of benefits for financial reporting purposes are based on the substantive plan (the plan as understood by the employers and plan members) and include the types of benefits provided at the time of each valuation and the historical pattern of sharing benefit costs between the employers and plan members to that point. The projection of benefits for financial reporting purposes does not explicitly incorporate the potential effects of legal or contractual funding limitations.

**FIRELANDS LOCAL SCHOOL DISTRICT
LORAIN COUNTY, OHIO**

NOTES TO THE BASIC FINANCIAL STATEMENTS
FOR THE FISCAL YEAR ENDED JUNE 30, 2022

NOTE 13 - DEFINED BENEFIT OPEB PLANS - (Continued)

Actuarial calculations reflect a long-term perspective. For a newly hired employee, actuarial calculations will take into account the employee's entire career with the employer and also take into consideration the benefits, if any, paid to the employee after termination of employment until the death of the employee and any applicable contingent annuitant. In many cases, actuarial calculations reflect several decades of service with the employer and the payment of benefits after termination.

Key methods and assumptions used in calculating the total OPEB liability in the latest actuarial valuation date of June 30, 2021 are presented below:

Wage inflation:	
Current measurement date	2.40%
Prior measurement date	3.00%
Future salary increases, including inflation:	
Current measurement date	3.25% to 13.58%
Prior measurement date	3.50% to 18.20%
Investment rate of return:	
Current measurement date	7.00% net of investment expense, including inflation
Prior measurement date	7.50% net of investment expense, including inflation
Municipal bond index rate:	
Current measurement date	1.92%
Prior measurement date	2.45%
Single equivalent interest rate, net of plan investment expense, including price inflation:	
Current measurement date	2.27%
Prior measurement date	2.63%
Medical trend assumption:	
Current measurement date	
Medicare	5.125 to 4.400%
Pre-Medicare	6.750 to 4.400%
Prior measurement date	
Medicare	5.25 to 4.75%
Pre-Medicare	7.00 to 4.75%

In 2021, Mortality rates were based on the PUB-2010 General Employee Amount Weight Below Median Healthy Retiree mortality table projected to 2017 with ages set forward 1 year and adjusted 94.20% for males and set forward 2 years and adjusted 81.35% for females. Mortality among disabled members were based upon the PUB-2010 General Disabled Retiree mortality table projected to 2017 with ages set forward 5 years and adjusted 103.3% for males and set forward 3 years and adjusted 106.8% for females. Future improvement in mortality rates is reflected by applying the MP-2020 projection scale generationally.

In the prior measurement date, the mortality rates were based on the RP-2014 Blue Collar Mortality Table with fully generational projection and a five-year age set-back for both males and females. Mortality among service retired members, and beneficiaries were based upon the RP-2014 Blue Collar Mortality Table with fully generational projection with Scale BB, 120% of male rates, and 110% of female rates. Mortality among disabled members was based upon the RP-2000 Disabled Mortality Table, 90% for male rates and 100% for female rates, set back five years is used for the period after disability retirement.

**FIRELANDS LOCAL SCHOOL DISTRICT
LORAIN COUNTY, OHIO**

NOTES TO THE BASIC FINANCIAL STATEMENTS
FOR THE FISCAL YEAR ENDED JUNE 30, 2022

NOTE 13 - DEFINED BENEFIT OPEB PLANS - (Continued)

The most recent experience study was completed for the five-year period ended June 30, 2020.

The long-term expected rate of return on plan assets is reviewed as part of the actuarial five-year experience study. The most recent study covers fiscal years 2015 through 2020 and was adopted by the Board in 2021. Several factors are considered in evaluating the long-term rate of return assumption including long-term historical data, estimates inherent in current market data, and a log-normal distribution analysis in which best-estimate ranges of expected future real rates of return were developed by the investment consultant for each major asset class. These ranges were combined to produce the long-term expected rate of return, 7.00%, by weighting the expected future real rates of return by the target asset allocation percentage and then adding expected inflation. The capital market assumptions developed by the investment consultant are intended for use over a 10-year horizon and may not be useful in setting the long-term rate of return for funding pension plans which covers a longer timeframe. The assumption is intended to be a long-term assumption and is not expected to change absent a significant change in the asset allocation, a change in the inflation assumption, or a fundamental change in the market that alters expected returns in future years.

The target asset allocation and best estimates of arithmetic real rates of return for each major asset class, as used in the June 30, 2020 five-year experience study, are summarized as follows:

Asset Class	Target Allocation	Long-Term Expected Real Rate of Return
Cash	2.00 %	(0.33) %
US Equity	24.75	5.72
Non-US Equity Developed	13.50	6.55
Non-US Equity Emerging	6.75	8.54
Fixed Income/Global Bonds	19.00	1.14
Private Equity	11.00	10.03
Real Estate/Real Assets	16.00	5.41
Multi-Asset Strategy	4.00	3.47
Private Debt/Private Credit	3.00	5.28
Total	<u>100.00 %</u>	

Discount Rate - The discount rate used to measure the total OPEB liability at June 30, 2021 was 2.27%. The discount rate used to measure total OPEB liability prior to June 30, 2021 was 2.63%. The projection of cash flows used to determine the discount rate assumed that contributions will be made from members and the System at the contribution rate of 1.50% of projected covered payroll each year, which includes a 1.50% payroll surcharge and no contributions from the basic benefits plan. Based on these assumptions, the OPEB plan's fiduciary net position was projected to become insufficient to make all projected future benefit payments of current System members by SERS actuaries. The Municipal Bond Index Rate is used in the determination of the SEIR for both the June 30, 2020 and the June 30, 2021 total OPEB liability. The Municipal Bond Index rate is the single rate that will generate a present value of benefit payments equal to the sum of the present value determined by the long-term expected rate of return, and the present value determined by discounting those benefits after the date of depletion. The Municipal Bond Index Rate is 1.92% at June 30, 2021 and 2.45% at June 30, 2020.

Sensitivity of the District's Proportionate Share of the Net OPEB Liability to Changes in the Discount Rate and Changes in the Health Care Cost Trend Rates - The net OPEB liability is sensitive to changes in the discount rate and the health care cost trend rate. The following table presents the net OPEB liability, what the net OPEB liability would be if it were calculated using a discount rate that is 1 percentage point lower (1.27%) and higher (3.27%) than the current discount rate (2.27%). Also shown is what the net OPEB liability would be based on health care cost trend rates that are 1 percentage point lower (5.75% decreasing to 3.40%) and higher (7.75% decreasing to 5.40%) than the current rate (6.75% decreasing to 4.40%).

**FIRELANDS LOCAL SCHOOL DISTRICT
LORAIN COUNTY, OHIO**

NOTES TO THE BASIC FINANCIAL STATEMENTS
FOR THE FISCAL YEAR ENDED JUNE 30, 2022

NOTE 13 - DEFINED BENEFIT OPEB PLANS - (Continued)

	1% Decrease	Current Discount Rate	1% Increase
District's proportionate share of the net OPEB liability	\$ 1,947,391	\$ 1,571,591	\$ 1,271,374

	1% Decrease	Current Trend Rate	1% Increase
District's proportionate share of the net OPEB liability	\$ 1,209,996	\$ 1,571,591	\$ 2,054,570

Actuarial Assumptions - STRS

Key methods and assumptions used in the latest actuarial valuation, reflecting experience study results used in the June 30, 2021, actuarial valuation, compared with June 30, 2020, are presented below:

	June 30, 2021		June 30, 2020	
Inflation	2.50%		2.50%	
Projected salary increases	12.50% at age 20 to 2.50% at age 65		12.50% at age 20 to 2.50% at age 65	
Investment rate of return	7.00%, net of investment expenses, including inflation		7.45%, net of investment expenses, including inflation	
Payroll increases	3.00%		3.00%	
Cost-of-living adjustments (COLA)	0.00%		0.00%	
Discount rate of return	7.00%		7.45%	
Blended discount rate of return	N/A		N/A	
Health care cost trends				
	Initial	Ultimate	Initial	Ultimate
Medical				
Pre-Medicare	5.00%	4.00%	5.00%	4.00%
Medicare	-16.18%	4.00%	-6.69%	4.00%
Prescription Drug				
Pre-Medicare	6.50%	4.00%	6.50%	4.00%
Medicare	29.98%	4.00%	11.87%	4.00%

Projections of benefits include the historical pattern of sharing benefit costs between the employers and retired plan members.

For healthy retirees the mortality rates are based on the RP-2014 Annuitant Mortality Tables with 50% of rates through age 69, 70% of rates between ages 70 and 79, 90% of rates between ages 80 and 84, and 100% of rates thereafter, projected forward generationally using mortality improvement scale MP-2016. For disabled retirees, mortality rates are based on the RP-2014 Disabled Mortality Tables with 90% of rates for males and 100% of rates for females, projected forward generationally using mortality improvement scale MP-2016.

Actuarial assumptions used in the June 30, 2021 valuation are based on the results of an actuarial experience study for the period July 1, 2011 through June 30, 2016.

**FIRELANDS LOCAL SCHOOL DISTRICT
LORAIN COUNTY, OHIO**

NOTES TO THE BASIC FINANCIAL STATEMENTS
FOR THE FISCAL YEAR ENDED JUNE 30, 2022

NOTE 13 - DEFINED BENEFIT OPEB PLANS - (Continued)

Assumption Changes Since the Prior Measurement Date - The discount rate was adjusted to 7.00% from 7.45% for the June 30, 2021 valuation.

Benefit Term Changes Since the Prior Measurement Date - The non-Medicare subsidy percentage was increased effective January 1, 2022 from 2.055% to 2.100%. The non-Medicare frozen subsidy base premium was increased effective January 1, 2022. The Medicare Part D subsidy was updated to reflect it is expected to be negative in CY2022. The Part B monthly reimbursement elimination date was postponed indefinitely.

STRS' investment consultant develops an estimate range for the investment return assumption based on the target allocation adopted by the Retirement Board. The target allocation and long-term expected rate of return for each major asset class are summarized as follows:

Asset Class	Target Allocation	Long-Term Expected Real Rate of Return *
Domestic Equity	28.00 %	7.35 %
International Equity	23.00	7.55
Alternatives	17.00	7.09
Fixed Income	21.00	3.00
Real Estate	10.00	6.00
Liquidity Reserves	1.00	2.25
Total	<u>100.00 %</u>	

*10-Year geometric nominal returns, which include the real rate of return and inflation of 2.25% and does not include investment expenses. Over a 30-year period, STRS' investment consultant indicates that the above target allocations should generate a return above the actuarial rate of return, without net value added by management.

Discount Rate - The discount rate used to measure the total OPEB asset was 7.00% as of June 30, 2021. The projection of cash flows used to determine the discount rate assumed STRS Ohio continues to allocate no employer contributions to the health care fund. Based on these assumptions, the OPEB plan's fiduciary net position was projected to be available to make all projected future benefit payments to current plan members as of June 30, 2021. Therefore, the long-term expected rate of return on health care fund investments of 7.00% was applied to all periods of projected health care costs to determine the total OPEB liability as of June 30, 2021.

Sensitivity of the District's Proportionate Share of the Net OPEB Asset to Changes in the Discount and Health Care Cost Trend Rate - The following table represents the net OPEB asset as of June 30, 2021, calculated using the current period discount rate assumption of 7.00%, as well as what the net OPEB asset would be if it were calculated using a discount rate that is one percentage point lower (6.00%) or one percentage point higher (8.00%) than the current assumption. Also shown is the net OPEB asset as if it were calculated using health care cost trend rates that are one percentage point lower or one percentage point higher than the current health care cost trend rates.

	1% Decrease	Current Discount Rate	1% Increase
	District's proportionate share of the net OPEB asset	\$ 1,192,610	\$ 1,413,303

	1% Decrease	Current Trend Rate	1% Increase
	District's proportionate share of the net OPEB asset	\$ 1,590,190	\$ 1,413,303

**FIRELANDS LOCAL SCHOOL DISTRICT
LORAIN COUNTY, OHIO**

NOTES TO THE BASIC FINANCIAL STATEMENTS
FOR THE FISCAL YEAR ENDED JUNE 30, 2022

NOTE 14 - BUDGETARY BASIS OF ACCOUNTING

While reporting financial position, results of operations, and changes in fund balance on the basis of accounting principles generally accepted in the United States of America (GAAP), the budgetary basis as provided by law is based upon accounting for certain transactions on a basis of cash receipts, disbursements and encumbrances.

The statement of revenues, expenditures and changes in fund balance - budget and actual (non-GAAP budgetary basis) presented for the general fund is presented on the budgetary basis to provide a meaningful comparison of actual results with the budget. The major differences between the budget basis and the GAAP basis are that:

- (a) Revenues and other financing sources are recorded when received in cash (budget basis) as opposed to when susceptible to accrual (GAAP basis);
- (b) Expenditures and other financing uses are recorded when paid in cash (budget basis) as opposed to when the liability is incurred (GAAP basis);
- (c) In order to determine compliance with Ohio law, and to reserve that portion of the applicable appropriation, total outstanding encumbrances (budget basis) are recorded as the equivalent of an expenditure, as opposed to assigned or committed fund balance for that portion of outstanding encumbrances not already recognized as an account payable (GAAP basis);
- (d) Investments are reported at fair value (GAAP basis) rather than cost (budget basis); and,
- (e) Some funds are included in the general fund (GAAP basis), but have separate legally adopted budgets (budget basis).

The adjustments necessary to convert the results of operations for the year on the budget basis to the GAAP basis for the general fund is as follows:

Net Change in Fund Balance

	<u>General fund</u>
Budget basis	\$ 600,524
Net adjustment for revenue accruals	(235,069)
Net adjustment for expenditure accruals	(56,621)
Net adjustment for other sources/uses	(53,050)
Funds budgeted elsewhere	8,686
Adjustment for encumbrances	755,437
GAAP basis	<u>\$ 1,019,907</u>

Certain funds that are legally budgeted in separate fund classifications are considered part of the general fund on a GAAP basis. This includes the uniform school supplies fund, public school support fund, unclaimed monies and termination benefits fund.

**FIRELANDS LOCAL SCHOOL DISTRICT
LORAIN COUNTY, OHIO**

NOTES TO THE BASIC FINANCIAL STATEMENTS
FOR THE FISCAL YEAR ENDED JUNE 30, 2022

NOTE 15 - CONTINGENCIES

A. Grants

The District receives significant financial assistance from numerous federal, State and local agencies in the form of grants. The disbursement of funds received under these programs generally requires compliance with terms and conditions specified in the grant agreements and are subject to audit by the grantor agencies. Any disallowed claims resulting from such audits could become a liability of the District. However, in the opinion of management, any such disallowed claims will not have a material effect on the financial position of the District.

B. Litigation

The District is not party to legal proceedings which, in the opinion of District management, will have a material effect, if any, on the financial condition of the District.

C. Contingent Liabilities

For several years, the District has been dealing with significant property tax disputes with Green Circle Growers, which owns and operates a large greenhouse complex in the District. Green Circle Grower's challenged the valuation/classification of its property dating back to tax year 2015. In March of 2021 the Ninth District Court of Appeals confirmed a 2018 Ohio Board of Tax Appeals decision in favor of Green Circle Growers agreeing that their greenhouses are personal property/business fixtures and are not subject to property taxes. In response, Lorain County made an attempt at an appeal to the Ohio Supreme Court, but in July 2021 they decided not to hear the case. As a result, the District owes approximately in \$2.95 million in refunds to Green Circle Growers. This refund is being repaid as a reduction of property tax receipts over the next two calendar years beginning in 2022.

NOTE 16 - SET-ASIDES

The District is required by State law to annually set-aside certain general fund revenue amounts, as defined by statutory formula, for the acquisition and construction of capital improvements. Amounts not spent by the end of the fiscal year or offset by similarly restricted resources received during the year must be held in cash at fiscal year-end. This amount must be carried forward to be used for the same purpose in future years. Expenditures and other applicable offsets exceeding the set-aside requirement may not be carried forward to the next fiscal year.

The following cash-basis information describes the change in the fiscal year end set-aside amount for capital improvements. Disclosure of this information is required by State statute.

	<u>Capital Improvements</u>
Set-aside balance June 30, 2021	\$ -
Current year set-aside requirement	307,804
Current year offsets	<u>(678,000)</u>
Total	<u>\$ (370,196)</u>
Balance carried forward to fiscal year 2023	<u>\$ -</u>
Set-aside balance June 30, 2022	<u><u>\$ -</u></u>

**FIRELANDS LOCAL SCHOOL DISTRICT
LORAIN COUNTY, OHIO**

**NOTES TO THE BASIC FINANCIAL STATEMENTS
FOR THE FISCAL YEAR ENDED JUNE 30, 2022**

NOTE 17 - COMMITMENTS

The District utilizes encumbrance accounting as part of its budgetary controls. Encumbrances outstanding at year end may be reported as part of restricted, committed, or assigned classifications of fund balance. At year end, the District's commitments for encumbrances in the governmental funds were as follows:

<u>Fund</u>	<u>Year-End</u>
General	\$ 722,982
Classroom Facilities	1,202,030
Nonmajor Governmental Funds	<u>245,801</u>
Total	<u>\$ 2,170,813</u>

NOTE 18 - COVID-19

The United States and the State of Ohio declared a state of emergency in March of 2020 due to the COVID-19 pandemic. Ohio's state of emergency ended in June, 2021 while the national state of emergency continues. During fiscal year 2022, the District received COVID-19 funding. The financial impact of COVID-19 and the continuing emergency measures may impact subsequent periods of the District. The impact on the District's future operating costs, revenues, and additional recovery from emergency funding, either federal or state, cannot be estimated.

The District's investment portfolio fluctuates with market conditions, and due to market volatility, the amount of gains or losses that will be realized in subsequent periods, if any, cannot be determined.

REQUIRED SUPPLEMENTARY INFORMATION

**FIRELANDS LOCAL SCHOOL DISTRICT
LORAIN COUNTY, OHIO**

SCHEDULES OF REQUIRED SUPPLEMENTARY INFORMATION

SCHEDULE OF THE DISTRICT'S PROPORTIONATE SHARE OF
THE NET PENSION LIABILITY
SCHOOL EMPLOYEES RETIREMENT SYSTEM (SERS) OF OHIO

LAST NINE FISCAL YEARS

	<u>2022</u>	<u>2021</u>	<u>2020</u>	<u>2019</u>
District's proportion of the net pension liability	0.08034410%	0.07465020%	0.07713970%	0.07935670%
District's proportionate share of the net pension liability	\$ 2,964,464	\$ 4,937,522	\$ 4,615,404	\$ 4,544,905
District's covered payroll	\$ 2,839,486	\$ 2,648,557	\$ 2,612,481	\$ 2,244,133
District's proportionate share of the net pension liability as a percentage of its covered payroll	104.40%	186.42%	176.67%	202.52%
Plan fiduciary net position as a percentage of the total pension liability	82.86%	68.55%	70.85%	71.36%

Note: Information prior to 2014 was unavailable. Schedule is intended to show information for 10 years. Additional years will be displayed as they become available.

Amounts presented for each fiscal year were determined as of the District's measurement date which is the prior year-end.

SEE ACCOMPANYING NOTES TO THE REQUIRED SUPPLEMENTARY INFORMATION

2018	2017	2016	2015	2014
0.07830930%	0.08007900%	0.08357660%	0.07803700%	0.07803700%
\$ 4,678,808	\$ 5,861,044	\$ 4,768,962	\$ 3,949,408	\$ 4,640,610
\$ 2,672,007	\$ 2,603,150	\$ 2,516,093	\$ 2,267,590	\$ 2,227,775
175.10%	225.15%	189.54%	174.17%	208.31%
69.50%	62.98%	69.16%	71.70%	65.52%

**FIRELANDS LOCAL SCHOOL DISTRICT
LORAIN COUNTY, OHIO**

SCHEDULES OF REQUIRED SUPPLEMENTARY INFORMATION

SCHEDULE OF THE DISTRICT'S PROPORTIONATE SHARE OF
THE NET PENSION LIABILITY
STATE TEACHERS RETIREMENT SYSTEM (STRS) OF OHIO

LAST NINE FISCAL YEARS

	<u>2022</u>	<u>2021</u>	<u>2020</u>	<u>2019</u>
District's proportion of the net pension liability	0.06703146%	0.06595830%	0.06782563%	0.06916681%
District's proportionate share of the net pension liability	\$ 8,570,574	\$ 15,959,562	\$ 14,999,230	\$ 15,208,229
District's covered payroll	\$ 8,400,700	\$ 7,948,936	\$ 7,968,693	\$ 8,102,743
District's proportionate share of the net pension liability as a percentage of its covered payroll	102.02%	200.78%	188.23%	187.69%
Plan fiduciary net position as a percentage of the total pension liability	87.78%	75.48%	77.40%	77.31%

Note: Information prior to 2014 was unavailable. Schedule is intended to show information for 10 years. Additional years will be displayed as they become available.

Amounts presented for each fiscal year were determined as of the District's measurement date which is the prior year-end.

SEE ACCOMPANYING NOTES TO THE REQUIRED SUPPLEMENTARY INFORMATION

2018	2017	2016	2015	2014
0.06924483%	0.07018500%	0.07201421%	0.07151839%	0.07151839%
\$ 16,449,258	\$ 23,493,035	\$ 19,902,621	\$ 17,395,748	\$ 20,721,701
\$ 7,655,679	\$ 7,327,414	\$ 7,727,629	\$ 7,307,208	\$ 7,727,638
214.86%	320.62%	257.55%	238.06%	268.15%
75.30%	66.80%	72.10%	74.70%	69.30%

**FIRELANDS LOCAL SCHOOL DISTRICT
LORAIN COUNTY, OHIO**

SCHEDULES OF REQUIRED SUPPLEMENTARY INFORMATION

SCHEDULE OF DISTRICT PENSION CONTRIBUTIONS
SCHOOL EMPLOYEES RETIREMENT SYSTEM (SERS) OF OHIO

LAST TEN FISCAL YEARS

	<u>2022</u>	<u>2021</u>	<u>2020</u>	<u>2019</u>
Contractually required contribution	\$ 417,770	\$ 397,528	\$ 370,798	\$ 352,685
Contributions in relation to the contractually required contribution	<u>(417,770)</u>	<u>(397,528)</u>	<u>(370,798)</u>	<u>(352,685)</u>
Contribution deficiency (excess)	<u>\$ -</u>	<u>\$ -</u>	<u>\$ -</u>	<u>\$ -</u>
District's covered payroll	\$ 2,984,071	\$ 2,839,486	\$ 2,648,557	\$ 2,612,481
Contributions as a percentage of covered payroll	14.00%	14.00%	14.00%	13.50%

SEE ACCOMPANYING NOTES TO THE REQUIRED SUPPLEMENTARY INFORMATION

<u>2018</u>	<u>2017</u>	<u>2016</u>	<u>2015</u>	<u>2014</u>	<u>2013</u>
\$ 302,958	\$ 374,081	\$ 364,441	\$ 331,621	\$ 314,288	\$ 308,324
<u>(302,958)</u>	<u>(374,081)</u>	<u>(364,441)</u>	<u>(331,621)</u>	<u>(314,288)</u>	<u>(308,324)</u>
<u>\$ -</u>	<u>\$ -</u>	<u>\$ -</u>	<u>\$ -</u>	<u>\$ -</u>	<u>\$ -</u>
\$ 2,244,133	\$ 2,672,007	\$ 2,603,150	\$ 2,516,093	\$ 2,267,590	\$ 2,227,775
13.50%	14.00%	14.00%	13.18%	13.86%	13.84%

**FIRELANDS LOCAL SCHOOL DISTRICT
LORAIN COUNTY, OHIO**

SCHEDULES OF REQUIRED SUPPLEMENTARY INFORMATION

SCHEDULE OF DISTRICT PENSION CONTRIBUTIONS
STATE TEACHERS RETIREMENT SYSTEM (STRS) OF OHIO

LAST TEN FISCAL YEARS

	<u>2022</u>	<u>2021</u>	<u>2020</u>	<u>2019</u>
Contractually required contribution	\$ 1,200,379	\$ 1,176,098	\$ 1,112,851	\$ 1,115,617
Contributions in relation to the contractually required contribution	<u>(1,200,379)</u>	<u>(1,176,098)</u>	<u>(1,112,851)</u>	<u>(1,115,617)</u>
Contribution deficiency (excess)	<u>\$ -</u>	<u>\$ -</u>	<u>\$ -</u>	<u>\$ -</u>
District's covered payroll	\$ 8,574,136	\$ 8,400,700	\$ 7,948,936	\$ 7,968,693
Contributions as a percentage of covered payroll	14.00%	14.00%	14.00%	14.00%

SEE ACCOMPANYING NOTES TO THE REQUIRED SUPPLEMENTARY INFORMATION

2018	2017	2016	2015	2014	2013
\$ 1,134,384	\$ 1,071,795	\$ 1,025,838	\$ 1,081,868	\$ 949,937	\$ 1,004,593
(1,134,384)	(1,071,795)	(1,025,838)	(1,081,868)	(949,937)	(1,004,593)
<u>\$ -</u>	<u>\$ -</u>	<u>\$ -</u>	<u>\$ -</u>	<u>\$ -</u>	<u>\$ -</u>
\$ 8,102,743	\$ 7,655,679	\$ 7,327,414	\$ 7,727,629	\$ 7,307,208	\$ 7,727,638
14.00%	14.00%	14.00%	14.00%	13.00%	13.00%

**FIRELANDS LOCAL SCHOOL DISTRICT
LORAIN COUNTY, OHIO**

SCHEDULES OF REQUIRED SUPPLEMENTARY INFORMATION

SCHEDULE OF THE DISTRICT'S PROPORTIONATE SHARE OF
THE NET OPEB LIABILITY
SCHOOL EMPLOYEES RETIREMENT SYSTEM (SERS) OF OHIO

LAST SIX FISCAL YEARS

	<u>2022</u>	<u>2021</u>	<u>2020</u>	<u>2019</u>
District's proportion of the net OPEB liability	0.08303950%	0.07788280%	0.07925210%	0.08049060%
District's proportionate share of the net OPEB liability	\$ 1,571,591	\$ 1,692,648	\$ 1,993,024	\$ 2,233,027
District's covered payroll	\$ 2,839,486	\$ 2,648,557	\$ 2,612,481	\$ 2,244,133
District's proportionate share of the net OPEB liability as a percentage of its covered payroll	55.35%	63.91%	76.29%	99.51%
Plan fiduciary net position as a percentage of the total OPEB liability	24.08%	18.17%	15.57%	13.57%

Note: Information prior to 2017 was unavailable. Schedule is intended to show information for 10 years. Additional years will be displayed as they become available.

Amounts presented for each fiscal year were determined as of the District's measurement date which is the prior year-end.

SEE ACCOMPANYING NOTES TO THE REQUIRED SUPPLEMENTARY INFORMATION

<u>2018</u>	<u>2017</u>
0.07954730%	0.08125793%
\$ 2,134,841	\$ 2,316,152
\$ 2,672,007	\$ 2,603,150
79.90%	88.97%
12.46%	11.49%

**FIRELANDS LOCAL SCHOOL DISTRICT
LORAIN COUNTY, OHIO**

SCHEDULES OF REQUIRED SUPPLEMENTARY INFORMATION

SCHEDULE OF THE DISTRICT'S PROPORTIONATE SHARE OF
THE NET OPEB LIABILITY/ASSET
STATE TEACHERS RETIREMENT SYSTEM (STRS) OF OHIO

LAST SIX FISCAL YEARS

	<u>2022</u>	<u>2021</u>	<u>2020</u>	<u>2019</u>
District's proportion of the net OPEB liability/asset	0.06703146%	0.06595830%	0.06782563%	0.06916681%
District's proportionate share of the net OPEB liability/(asset)	\$ (1,413,303)	\$ (1,159,217)	\$ (1,123,355)	\$ (1,111,440)
District's covered payroll	\$ 8,400,700	\$ 7,948,936	\$ 7,968,693	\$ 8,102,743
District's proportionate share of the net OPEB liability/asset as a percentage of its covered payroll	16.82%	14.58%	14.10%	13.72%
Plan fiduciary net position as a percentage of the total OPEB liability/asset	174.73%	182.10%	174.70%	176.00%

Note: Information prior to 2017 was unavailable. Schedule is intended to show information for 10 years. Additional years will be displayed as they become available.

Amounts presented for each fiscal year were determined as of the District's measurement date which is the prior year-end.

SEE ACCOMPANYING NOTES TO THE REQUIRED SUPPLEMENTARY INFORMATION

<u>2018</u>	<u>2017</u>
0.06924483%	0.07018500%
\$ 2,701,678	\$ 3,753,512
\$ 7,655,679	\$ 7,327,414
35.29%	51.23%
47.10%	37.30%

**FIRELANDS LOCAL SCHOOL DISTRICT
LORAIN COUNTY, OHIO**

SCHEDULES OF REQUIRED SUPPLEMENTARY INFORMATION

SCHEDULE OF DISTRICT OPEB CONTRIBUTIONS
SCHOOL EMPLOYEES RETIREMENT SYSTEM (SERS) OF OHIO

LAST TEN FISCAL YEARS

	<u>2022</u>	<u>2021</u>	<u>2020</u>	<u>2019</u>
Contractually required contribution	\$ 54,297	\$ 54,243	\$ 52,013	\$ 62,368
Contributions in relation to the contractually required contribution	<u>(54,297)</u>	<u>(54,243)</u>	<u>(52,013)</u>	<u>(62,368)</u>
Contribution deficiency (excess)	<u>\$ -</u>	<u>\$ -</u>	<u>\$ -</u>	<u>\$ -</u>
District's covered payroll	\$ 2,984,071	\$ 2,839,486	\$ 2,648,557	\$ 2,612,481
Contributions as a percentage of covered payroll	1.82%	1.91%	1.96%	2.39%

SEE ACCOMPANYING NOTES TO THE REQUIRED SUPPLEMENTARY INFORMATION

<u>2018</u>	<u>2017</u>	<u>2016</u>	<u>2015</u>	<u>2014</u>	<u>2013</u>
\$ 54,631	\$ 33,106	\$ 41,574	\$ 66,808	\$ 43,166	\$ 39,567
<u>(54,631)</u>	<u>(33,106)</u>	<u>(41,574)</u>	<u>(66,808)</u>	<u>(43,166)</u>	<u>(39,567)</u>
<u>\$ -</u>	<u>\$ -</u>	<u>\$ -</u>	<u>\$ -</u>	<u>\$ -</u>	<u>\$ -</u>
\$ 2,244,133	\$ 2,672,007	\$ 2,603,150	\$ 2,516,093	\$ 2,267,590	\$ 2,227,775
2.43%	1.24%	1.60%	2.66%	1.90%	1.78%

**FIRELANDS LOCAL SCHOOL DISTRICT
LORAIN COUNTY, OHIO**

SCHEDULES OF REQUIRED SUPPLEMENTARY INFORMATION

SCHEDULE OF DISTRICT OPEB CONTRIBUTIONS
STATE TEACHERS RETIREMENT SYSTEM (STRS) OF OHIO

LAST TEN FISCAL YEARS

	<u>2022</u>	<u>2021</u>	<u>2020</u>	<u>2019</u>
Contractually required contribution	\$ -	\$ -	\$ -	\$ -
Contributions in relation to the contractually required contribution	<u>-</u>	<u>-</u>	<u>-</u>	<u>-</u>
Contribution deficiency (excess)	<u>\$ -</u>	<u>\$ -</u>	<u>\$ -</u>	<u>\$ -</u>
District's covered payroll	\$ 8,574,136	\$ 8,400,700	\$ 7,948,936	\$ 7,968,693
Contributions as a percentage of covered payroll	0.00%	0.00%	0.00%	0.00%

SEE ACCOMPANYING NOTES TO THE REQUIRED SUPPLEMENTARY INFORMATION

<u>2018</u>	<u>2017</u>	<u>2016</u>	<u>2015</u>	<u>2014</u>	<u>2013</u>
\$ -	\$ -	\$ -	\$ -	\$ 76,898	\$ 77,276
-	-	-	-	(76,898)	(77,276)
<u>\$ -</u>	<u>\$ -</u>	<u>\$ -</u>	<u>\$ -</u>	<u>\$ -</u>	<u>\$ -</u>
\$ 8,102,743	\$ 7,655,679	\$ 7,327,414	\$ 7,727,629	\$ 7,307,208	\$ 7,727,638
0.00%	1.00%	1.00%	1.00%	1.00%	1.00%

**FIRELANDS LOCAL SCHOOL DISTRICT
LORAIN COUNTY, OHIO**

NOTES TO THE REQUIRED SUPPLEMENTARY INFORMATION
FOR THE FISCAL YEAR ENDED JUNE 30, 2022

PENSION

SCHOOL EMPLOYEES RETIREMENT SYSTEM (SERS) OF OHIO

Changes in benefit terms :

- There were no changes in benefit terms from the amounts reported for fiscal years 2014-2017.
- For fiscal year 2018, SERS changed from a fixed 3% annual increase to a Cost of Living Adjustment (COLA) based on the changes in the Consumer Price Index (CPI-W), with a cap of 2.5% and a floor of 0%.
- There were no changes in benefit terms from the amounts previously reported for fiscal year 2019.
- There were no changes in benefit terms from the amounts previously reported for fiscal year 2020.
- There were no changes in benefit terms from the amounts previously reported for fiscal year 2021.
- For fiscal year 2022, SERS changed from a Cost of Living Adjustment (COLA) of 2.5% to 2.0%.

Changes in assumptions :

- There were no changes in methods and assumptions used in the calculation of actuarial determined contributions for fiscal years 2014-2016.
- For fiscal year 2017, the following changes of assumptions affected the total pension liability since the prior measurement date: (a) the assumed rate of inflation was reduced from 3.25% to 3.00%, (b) payroll growth assumption was reduced from 4.00% to 3.50%, (c) assumed real wage growth was reduced from 0.75% to 0.50%, (d) rates of withdrawal, retirement and disability were updated to reflect recent experience, (e) mortality among active members was updated to RP-2014 Blue Collar Mortality Table with fully generational projection and a five year age set-back for both males and females, (f) mortality among service retired members and beneficiaries was updated to the following RP-2014 Blue Collar Mortality Table with fully generational projection with Scale BB, 120% of male rates and 110% of female rates, (g) mortality among disabled members was updated to RP-2000 Disabled Mortality Table, 90% for male rates and 100% for female rates, set back five years is used for the period after disability retirement and (h) the discount rate was reduced from 7.75% to 7.50%.
- There were no changes in methods and assumptions used in the calculation of actuarial determined contributions for fiscal year 2018.
- There were no changes in methods and assumptions used in the calculation of actuarial determined contributions for fiscal year 2019.
- There were no changes in methods and assumptions used in the calculation of actuarial determined contributions for fiscal year 2020.
- There were no changes in methods and assumptions used in the calculation of actuarial determined contributions for fiscal year 2021.
- For fiscal year 2022, the following changes of assumptions affected the total pension liability since the prior measurement date: (a) wage inflation decreased from 3.00% to 2.40%, (b) future salary increases changed from 3.50%-18.20% to 3.25%-13.58%, (c) investment rate of return decreased from 7.50% to 7.00%, (d) discount rate decreased from 7.50% to 7.00% and (e) mortality tables changed from the RP-2014 Blue Collar mortality table to the PUB-2010 General Employee Amount Weight Below Median Healthy Retiree mortality table.

STATE TEACHERS RETIREMENT SYSTEM (STRS) OF OHIO

Changes in benefit terms :

- There were no changes in benefit terms from the amounts reported for fiscal years 2014-2017.
- For fiscal year 2018, STRS decreased the Cost of Living Adjustment (COLA) to zero.
- There were no changes in benefit terms from amounts previously reported for fiscal year 2019.
- There were no changes in benefit terms from amounts previously reported for fiscal year 2020.
- There were no changes in benefit terms from amounts previously reported for fiscal year 2021.
- There were no changes in benefit terms from amounts previously reported for fiscal year 2022.

Changes in assumptions :

- There were no changes in methods and assumptions used in the calculation of actuarial determined contributions for fiscal years 2014-2017.
- For fiscal year 2018, the following changes of assumption affected the total pension liability since the prior measurement date: (a) the long-term expected rate of return was reduced from 7.75% to 7.45%, (b) the inflation assumption was lowered from 2.75% to 2.50%, (c) the payroll growth assumption was lowered to 3.00%, (d) total salary increases rate was lowered by decreasing the merit component of the individual salary increases, in addition to a decrease of 0.25% due to lower inflation, (e) the healthy and disabled mortality assumptions were updated to the RP-2014 mortality tables with generational improvement scale MP-2016 and (f) rates of retirement, termination and disability were modified to better reflect anticipated future experience.
- There were no changes in methods and assumptions used in the calculation of actuarial determined contributions for fiscal year 2019.
- There were no changes in methods and assumptions used in the calculation of actuarial determined contributions for fiscal year 2020.
- There were no changes in methods and assumptions used in the calculation of actuarial determined contributions for fiscal year 2021.
- For fiscal year 2022, the following changes of assumption affected the total pension liability since the prior measurement date: (a) the long-term expected rate of return was reduced from 7.45% to 7.00% and (b) the discount rate of return was reduced from 7.45% to 7.00%.

(Continued)

**FIRELANDS LOCAL SCHOOL DISTRICT
LORAIN COUNTY, OHIO**

NOTES TO THE REQUIRED SUPPLEMENTARY INFORMATION (CONTINUED)
FOR THE FISCAL YEAR ENDED JUNE 30, 2022

OTHER POSTEMPLOYMENT BENEFITS (OPEB)

SCHOOL EMPLOYEES RETIREMENT SYSTEM (SERS) OF OHIO

Changes in benefit terms :

- There were no changes in benefit terms from the amounts reported for fiscal years 2014-2022.

Changes in assumptions :

- There were no changes in methods and assumptions used in the calculation of actuarial determined contributions for fiscal year 2017.
- For fiscal year 2018, the following changes of assumptions affected the total OPEB liability since the prior measurement date: (a) assumed rate of inflation was reduced from 3.25% to 3.00%, (b) payroll growth assumption was reduced from 4.00% to 3.50%, (c) assumed real wage growth was reduced from 0.75% to 0.50%, (d) rates of withdrawal, retirement, and disability were updated to reflect recent experience, (e) mortality among active members was updated to the following: RP-2014 Blue Collar Mortality Table with fully generational projection and a five-year age set-back for both males and females, (f) mortality among service retired members and beneficiaries was updated to the following: RP-2014 Blue Collar Mortality Table with fully generational projection with Scale BB, 120% of male rates, and 110% of female rates, (g) mortality among disabled members was updated to the following: RP-2000 Disabled Mortality Table, 90% for male rates and 100% for female rates, set back five years is used for the period after disability retirement, (h) the municipal bond index rate increased from 2.92% to 3.56% and (i) the single equivalent interest rate, net of plan investment expense, including price inflation increased from 2.98% to 3.63%.
- For fiscal year 2019, the following changes of assumptions affected the total OPEB liability since the prior measurement date: (a) the discount rate increased from 3.63% to 3.70%, (b) the health care cost trend rates for Medicare were changed from a range of 5.50%-5.00% to a range of 5.375%-4.75% and Pre-Medicare were changed from a range of 7.50%-5.00% to a range of 7.25%-4.75%, (c) the municipal bond index rate increased from 3.56% to 3.62% and (d) the single equivalent interest rate, net of plan investment expense, including price inflation increased from 3.63% to 3.70%.
- For fiscal year 2020, the following changes of assumptions affected the total OPEB liability since the prior measurement date: (a) the discount rate decreased from 3.70% to 3.22%, (b) the health care cost trend rates for Medicare were changed from a range of 5.375%-4.75% to a range of 5.25%-4.75% and Pre-Medicare were changed from a range of 7.25%-4.75% to a range of 7.00%-4.75%, (c) the municipal bond index rate decreased from 3.62% to 3.13% and (d) the single equivalent interest rate, net of plan investment expense, including price inflation decreased from 3.70% to 3.22%.
- For fiscal year 2021, the following changes of assumptions affected the total OPEB liability since the prior measurement date: (a) the discount rate decreased from 3.22% to 2.63% and (b) the municipal bond index rate decreased from 3.13% to 2.45%.
- For fiscal year 2022, the following changes of assumptions affected the total pension liability since the prior measurement date: (a) wage inflation decreased from 3.00% to 2.40%, (b) future salary increases changed from 3.50%-18.20% to 3.25%-13.58%, (c) investment rate of return decreased from 7.50% to 7.00%, (d) discount rate decreased from 7.50% to 7.00% and (e) mortality tables changed from the RP-2014 Blue Collar mortality table to the PUB-2010 General Employee Amount Weight Below Median Healthy Retiree mortality table.

STATE TEACHERS RETIREMENT SYSTEM (STRS) OF OHIO

Changes in benefit terms :

- There were no changes in benefit terms from the amounts previously reported for fiscal year 2017.
- For fiscal year 2018, STRS reduced the subsidy multiplier for non-Medicare benefit recipients from 2.1% to 1.9% per year of service. Medicare Part B premium reimbursements were discontinued for certain survivors and beneficiaries and all remaining Medicare Part B premium reimbursements will be discontinued beginning January 2019.
- For fiscal year 2019, STRS increased the subsidy multiplier for non-Medicare benefit recipients from 1.9% to 1.944% per year of service effective January 1, 2019. The non-Medicare frozen subsidy base premium was increased January 1, 2019 and all remaining Medicare Part B premium reimbursements will be discontinued beginning January 1, 2020.
- For fiscal year 2020, STRS increased the subsidy percentage from 1.944% to 1.984% effective January 1, 2020. The Medicare subsidy percentages were adjusted effective January 1, 2021 to 2.1% for the Medicare plan. The Medicare Part B monthly reimbursement elimination date was postponed to January 1, 2021.
- For fiscal year 2021, the non-Medicare subsidy percentage was increased effective January 1, 2021 from 1.984% to 2.055% per year of service. The non-Medicare frozen subsidy base premium was increased effective January 1, 2021. The Medicare subsidy percentages were adjusted effective January 1, 2021 to 2.1% for the AMA Medicare plan. The Medicare Part B monthly reimbursement elimination date was postponed indefinitely.
- For fiscal year 2022, the non-Medicare subsidy percentage was increased effective January 1, 2022 from 2.055% to 2.100%. The non-Medicare frozen subsidy base premium was increased effective January 1, 2022. The Medicare Part D subsidy was updated to reflect it is expected to be negative in CY2022. The Part B monthly reimbursement elimination date was postponed indefinitely.

(Continued)

**FIRELANDS LOCAL SCHOOL DISTRICT
LORAIN COUNTY, OHIO**

NOTES TO THE REQUIRED SUPPLEMENTARY INFORMATION (CONTINUED)
FOR THE FISCAL YEAR ENDED JUNE 30, 2022

OTHER POSTEMPLOYMENT BENEFITS (OPEB) (CONTINUED)

Changes in assumptions :

- There were no changes in methods and assumptions used in the calculation of actuarial determined contributions for fiscal year 2017.
- For fiscal year 2018, the following changes of assumptions affected the total OPEB liability since the prior measurement date: (a) the discount rate was increased from 3.26% to 4.13% based on the methodology defined under GASB Statement No. 74, Financial Reporting for Postemployment Benefit Plans Other Than Pension Plans (OPEB), (b) the long term expected rate of return was reduced from 7.75% to 7.45%, (c) valuation year per capita health care costs were updated, and the salary scale was modified, (d) the percentage of future retirees electing each option was updated based on current data and the percentage of future disabled retirees and terminated vested participants electing health coverage were decreased and (e) the assumed mortality, disability, retirement, withdrawal and future health care cost trend rates were modified along with the portion of rebated prescription drug costs.
- For fiscal year 2019, the following changes of assumptions affected the total OPEB liability/asset since the prior measurement date: (a) the discount rate was increased from the blended rate of 4.13% to the long-term expected rate of return of 7.45% based on the methodology defined under GASB Statement No. 74, Financial Reporting for Postemployment Benefit Plans Other Than Pension Plans (OPEB) and (b) decrease in health care cost trend rates from 6.00%-11.00% initial; 4.50% ultimate down to Medical Pre-Medicare 6.00% and Medicare 5.00% initial; 4.00% ultimate and Prescription Drug Pre-Medicare 8.00% and Medicare (5.23%) initial; 4.00% ultimate.
- For fiscal year 2020, health care cost trend rates were changed to the following: medical pre-Medicare from 6.00% initial - 4.00% ultimate down to 5.87% initial - 4.00% ultimate; medical Medicare from 5.00% initial - 4.00% ultimate down to 4.93% initial - 4.00% ultimate; prescription drug pre-Medicare from 8.00% initial - 4.00% ultimate down to 7.73% initial - 4.00% ultimate and (5.23%) initial - 4.00% ultimate up to 9.62% initial - 4.00% ultimate.
- For fiscal year 2021, health care cost trend rates were changed to the following: medical pre-Medicare from 5.87% initial - 4.00% ultimate down to 5.00% initial - 4.00% ultimate; medical Medicare from 4.93% initial - 4.00% ultimate down to -6.69% initial - 4.00% ultimate; prescription drug pre-Medicare from 7.73% initial - 4.00% ultimate down to 6.50% initial - 4.00% ultimate; prescription drug Medicare from 9.62% initial - 4.00% ultimate up to 11.87% initial - 4.00% ultimate.
- For fiscal year 2022, the following changes of assumption affected the total OPEB liability since the prior measurement date: (a) the long-term expected rate of return was reduced from 7.45% to 7.00%, (b) the discount rate of return was reduced from 7.45% to 7.00% and (c) health care cost trend rates were changed to the following: medical Medicare from -6.69% initial - 4.00% ultimate down to -16.18% initial - 4.00% ultimate; prescription drug Medicare from 11.87% initial - 4.00% ultimate up to 29.98% initial - 4.00% ultimate.

SUPPLEMENTARY INFORMATION

**FIRELANDS LOCAL SCHOOL DISTRICT
LORAIN COUNTY, OHIO
SCHEDULE OF EXPENDITURES OF FEDERAL AWARDS
FOR THE FISCAL YEAR ENDED JUNE 30, 2022**

FEDERAL GRANTOR/ PASS THROUGH GRANTOR/ PROGRAM/CLUSTER TITLE	ASSISTANCE LISTING NUMBER	PASS-THROUGH ENTITY IDENTIFYING NUMBER/ ADDITIONAL AWARD IDENTIFICATION	TOTAL EXPENDITURES OF FEDERAL AWARDS
U.S. DEPARTMENT OF AGRICULTURE			
<i>Passed Through the Ohio Department of Education</i>			
Child Nutrition Cluster:			
School Breakfast Program	10.553	2022	\$ 190,876
National School Lunch Program	10.555	2022	517,101
COVID-19 - National School Lunch Program	10.555	COVID-19, 2022	41,732
National School Lunch Program - Food Donation	10.555	2022	50,060
Total National School Lunch Program			608,893
Total Child Nutrition Cluster			799,769
COVID-19 - State Pandemic Electronic Benefit Transfer (P-EBT) Administrative Costs Grant	10.649	COVID-19, 2022	614
Total U.S. Department of Agriculture			800,383
U.S. FEDERAL COMMUNICATIONS COMMISSION			
<i>Direct</i>			
COVID-19 - Emergency Connectivity Fund (ECF) Program - Equipment	32.009	COVID-19, ECF2190008588	22,989
Total U.S. Federal Communications Commission and Emergency Connectivity Fund (ECF) Program			22,989
U.S. DEPARTMENT OF EDUCATION			
<i>Passed Through the Ohio Department of Education</i>			
Title I Grants to Local Educational Agencies	84.010A	84.010A, 2021	17,854
Title I Grants to Local Educational Agencies	84.010A	84.010A, 2022	208,114
Title I Grants to Local Educational Agencies - Expanding Opportunities for Each Child Non-Competitive Grant	84.010A	84.010A, 2022	7,943
Total Title I Grants to Local Educational Agencies			233,911
Special Education Cluster (IDEA):			
Special Education-Grants to States	84.027A	84.027A, 2022	301,978
Total Special Education Cluster (IDEA) and Special Education Grants to States			301,978
Supporting Effective Instruction State Grants	84.367A	84.367A, 2021	4,781
Supporting Effective Instruction State Grants	84.367A	84.367A, 2022	35,520
Total Supporting Effective Instruction State Grants			40,301
Student Support and Academic Enrichment Program	84.424A	84.424A, 2022	15,093
COVID-19 - American Rescue Plan Elementary and Secondary School Emergency Relief (ARP ESSER) Fund	84.425U	COVID-19, 84.425U, 2022	307,432
Total Education Stabilization Fund (ESF)			307,432
Total U.S. Department of Education			898,715
Total Expenditures of Federal Awards			\$ 1,722,087

The accompanying notes are an integral part of this schedule.

**FIRELANDS LOCAL SCHOOL DISTRICT
LORAIN COUNTY, OHIO**

NOTES TO THE SCHEDULE OF EXPENDITURES OF FEDERAL AWARDS
2 CFR 200.510(b)(6)
FOR THE FISCAL YEAR ENDED JUNE 30, 2022

NOTE 1 – BASIS OF PRESENTATION & SUMMARY OF SIGNIFICANT ACCOUNTING POLICIES

The accompanying Schedule of Expenditures of Federal Awards (the Schedule) includes the federal award activity of the Firelands Local School District under programs of the federal government for the fiscal year ended June 30, 2022 and is prepared in accordance with the cash basis of accounting. The information on this Schedule is prepared in accordance with the requirements of Title 2 U.S. Code of Federal Regulations Part 200, *Uniform Administrative Requirements, Cost Principles, and Audit Requirements for Federal Awards* (Uniform Guidance). Because the Schedule presents only a selected portion of the operations of the Firelands Local School District, it is not intended to and does not present the financial position, or changes in net position of the Firelands Local School District. Such expenditures are recognized following cost principles contained in Uniform Guidance wherein certain types of expenditures may or may not be limited to as to reimbursement.

NOTE 2 - DE MINIMIS COST RATE

CFR Section 200.414 of the Uniform Guidance allows a non-federal entity that has never received a negotiated indirect cost rate to charge a de minimis rate of 10% of modified total direct costs to indirect costs. Firelands Local School District has not elected to use the 10-percent de minimis indirect cost rate as allowed under the Uniform Guidance.

NOTE 3 - CHILD NUTRITION CLUSTER

The Firelands Local School District commingles cash receipts from the U.S. Department of Agriculture with similar State grants. When reporting expenditures on this Schedule, the Firelands Local School District assumes it expends federal monies first.

NOTE 4 - FOOD DONATION PROGRAM

The Firelands Local School District reports commodities consumed on the Schedule at the entitlement value. The Firelands Local School District allocated donated food commodities to the respective program that benefitted from the use of those donated food commodities.

NOTE 5 – PASS THROUGH FUNDS

The Firelands Local School District was awarded federal program allocations to be administered on their behalf by an area Educational Service Center (ESC). For 2022, the Firelands Local School District’s allocation is as follows:

<u>Program Title</u>	<u>Amount</u>
Special Education - Preschool Grants (ALN 84.173A, Lorain County ESC)	\$ 7,853

**Independent Auditor's Report on Internal Control Over Financial Reporting and on Compliance and Other
Matters Based on an Audit of Financial Statements Performed in Accordance With
*Government Auditing Standards***

Firelands Local School District
Lorain County
112 North Lake Street
South Amherst, Ohio 44001

To the Board of Education:

We have audited, in accordance with the auditing standards generally accepted in the United States of America and the standards applicable to financial audits contained in *Government Auditing Standards* issued by the Comptroller General of the United States, the financial statements of the governmental activities, each major fund, and the aggregate remaining fund information of the Firelands Local School District, Lorain County, Ohio, as of and for the fiscal year ended June 30, 2022, and the related notes to the financial statements, which collectively comprise the Firelands Local School District's basic financial statements, and have issued our report thereon dated March 23, 2023, wherein we noted as described in Note 18 to the financial statements, the financial impact of COVID-19 and the continuing emergency measures may impact subsequent periods.

Report on Internal Control over Financial Reporting

In planning and performing our audit of the financial statements, we considered the Firelands Local School District's internal control over financial reporting (internal control) as a basis for designing audit procedures that are appropriate in the circumstances for the purpose of expressing our opinions on the financial statements, but not for the purpose of expressing an opinion on the effectiveness of the Firelands Local School District's internal control. Accordingly, we do not express an opinion on the effectiveness of the Firelands Local School District's internal control.

A *deficiency in internal control* exists when the design or operation of a control does not allow management or employees, in the normal course of performing their assigned functions, to prevent, or detect and correct, misstatements, on a timely basis. A *material weakness* is a deficiency, or a combination of deficiencies, in internal control, such that there is a reasonable possibility that a material misstatement of the Firelands Local School District's financial statements will not be prevented, or detected and corrected, on a timely basis. A *significant deficiency* is a deficiency, or a combination of deficiencies, in internal control that is less severe than a material weakness, yet important enough to merit attention by those charged with governance.

Our consideration of internal control was for the limited purpose described in the first paragraph of this section and was not designed to identify all deficiencies in internal control that might be material weaknesses or, significant deficiencies. Given these limitations, during our audit we did not identify any deficiencies in internal control that we consider to be material weaknesses. However, material weaknesses or significant deficiencies may exist that were not identified.

Report on Compliance and Other Matters

As part of obtaining reasonable assurance about whether the Firelands Local School District's financial statements are free from material misstatement, we performed tests of its compliance with certain provisions of laws, regulations, contracts, and grant agreements, noncompliance with which could have a direct and material effect on the financial statements. However, providing an opinion on compliance with those provisions was not an objective of our audit, and accordingly, we do not express such an opinion. The results of our tests disclosed no instances of noncompliance or other matters that are required to be reported under *Government Auditing Standards*.

Purpose of this Report

The purpose of this report is solely to describe the scope of our testing of internal control and compliance and the results of that testing, and not to provide an opinion on the effectiveness of the Firelands Local School District's internal control or on compliance. This report is an integral part of an audit performed in accordance with *Government Auditing Standards* in considering the Firelands Local School District's internal control and compliance. Accordingly, this communication is not suitable for any other purpose.



Julian & Grube, Inc.

March 23, 2023

**Independent Auditor’s Report on Compliance for Each Major Federal Program
and on Internal Control Over Compliance Required by the Uniform Guidance**

Firelands Local School District
Lorain County
112 North Lake Street
South Amherst, Ohio 44001

To the Board of Education:

Report on Compliance for Each Major Federal Program

Opinion on Each Major Federal Program

We have audited the Firelands Local School District’s compliance with the types of compliance requirements identified as subject to audit in the U.S. Office of Management and Budget (OMB) *Compliance Supplement* that could have a direct and material effect on each of the Firelands Local School District’s major federal programs for the fiscal year ended June 30, 2022. The Firelands Local School District’s major federal programs are identified in the summary of auditor’s results section of the accompanying schedule of findings.

In our opinion, the Firelands Local School District complied, in all material respects, with the compliance requirements referred to above that could have a direct and material effect on each of its major federal programs for the fiscal year ended June 30, 2022.

Basis for Opinion on Each Major Federal Program

We conducted our audit of compliance in accordance with auditing standards generally accepted in the United States of America (GAAS); the standards applicable to financial audits contained in *Government Auditing Standards*, issued by the Comptroller General of the United States (*Government Auditing Standards*); and the audit requirements of Title 2 U.S. *Code of Federal Regulations* Part 200, *Uniform Administrative Requirements, Cost Principles, and Audit Requirements for Federal Awards* (Uniform Guidance). Our responsibilities under those standards and the Uniform Guidance are further described in the “Auditor’s Responsibilities for the Audit of Compliance” section of our report.

We are required to be independent of the Firelands Local School District and to meet our other ethical responsibilities, in accordance with relevant ethical requirements relating to our audit. We believe that the audit evidence we have obtained is sufficient and appropriate to provide a basis for our opinion on compliance for each major federal program. Our audit does not provide a legal determination of the Firelands Local School District’s compliance with the compliance requirements referred to above.

Responsibilities of Management for Compliance

Management is responsible for compliance with the requirements referred to above and for the design, implementation, and maintenance of effective internal control over compliance with the requirements of laws, statutes, regulations, rules, and provisions of contracts or grant agreements applicable to the Firelands Local School District’s federal programs.

Auditor's Responsibilities for the Audit of Compliance

Our objectives are to obtain reasonable assurance about whether material noncompliance with the compliance requirements referred to above occurred, whether due to fraud or error, and express an opinion on the Firelands Local School District's compliance based on our audit. Reasonable assurance is a high level of assurance but is not absolute assurance and therefore is not a guarantee that an audit conducted in accordance with GAAS, *Government Auditing Standards*, and the Uniform Guidance will always detect material noncompliance when it exists. The risk of not detecting material noncompliance resulting from fraud is higher than for that resulting from error, as fraud may involve collusion, forgery, intentional omissions, misrepresentations, or the override of internal control. Noncompliance with the compliance requirements referred to above is considered material if there is a substantial likelihood that, individually or in the aggregate, it would influence the judgment made by a reasonable user of the report on compliance about the Firelands Local School District's compliance with the requirements of each major federal program as a whole.

In performing an audit in accordance with GAAS, *Government Auditing Standards*, and the Uniform Guidance, we:

- exercise professional judgment and maintain professional skepticism throughout the audit.
- identify and assess the risks of material noncompliance, whether due to fraud or error, and design and perform audit procedures responsive to those risks. Such procedures include examining, on a test basis, evidence regarding the Firelands Local School District's compliance with the compliance requirements referred to above and performing such other procedures as we considered necessary in the circumstances.
- obtain an understanding of the Firelands Local School District's internal control over compliance relevant to the audit in order to design audit procedures that are appropriate in the circumstances and to test and report on internal control over compliance in accordance with the Uniform Guidance, but not for the purpose of expressing an opinion on the effectiveness of the Firelands Local School District's internal control over compliance. Accordingly, no such opinion is expressed.

We are required to communicate with those charged with governance regarding, among other matters, the planned scope and timing of the audit and any significant deficiencies and material weaknesses in internal control over compliance that we identified during the audit.

Report on Internal Control over Compliance

A deficiency in internal control over compliance exists when the design or operation of a control over compliance does not allow management or employees, in the normal course of performing their assigned functions, to prevent, or detect and correct, noncompliance with a type of compliance requirement of a federal program on a timely basis. A *material weakness in internal control over compliance* is a deficiency, or a combination of deficiencies, in internal control over compliance, such that there is a reasonable possibility that material noncompliance with a type of compliance requirement of a federal program will not be prevented, or detected and corrected, on a timely basis. A *significant deficiency in internal control over compliance* is a deficiency, or a combination of deficiencies, in internal control over compliance with a type of compliance requirement of a federal program that is less severe than a material weakness in internal control over compliance, yet important enough to merit attention by those charged with governance.

Our consideration of internal control over compliance was for the limited purpose described in the "Auditor's Responsibilities for the Audit of Compliance" section above and was not designed to identify all deficiencies in internal control over compliance that might be material weaknesses or significant deficiencies in internal control over compliance. Given these limitations, during our audit we did not identify any deficiencies in internal control over compliance that we consider to be material weaknesses, as defined above. However, material weaknesses or significant deficiencies in internal control over compliance may exist that were not identified.

Our audit was not designed for the purpose of expressing an opinion on the effectiveness of internal control over compliance. Accordingly, no such opinion is expressed.

The purpose of this report on internal control over compliance is solely to describe the scope of our testing of internal control over compliance and the results of that testing based on the requirements of the Uniform Guidance. Accordingly, this report is not suitable for any other purpose.

A handwritten signature in cursive script that reads "Julian & Grube, Inc." with a period at the end.

Julian & Grube, Inc.
March 23, 2023

**FIRELANDS LOCAL SCHOOL DISTRICT
LORAIN COUNTY, OHIO**

**SCHEDULE OF FINDINGS
2 CFR § 200.515
JUNE 30, 2022**

1. SUMMARY OF AUDITOR'S RESULTS		
<i>(d)(1)(i)</i>	<i>Type of Financial Statement Opinion</i>	Unmodified
<i>(d)(1)(ii)</i>	<i>Were there any material control weaknesses reported at the financial statement level (GAGAS)?</i>	No
<i>(d)(1)(ii)</i>	<i>Were there any significant deficiencies in internal control reported at the financial statement level (GAGAS)?</i>	No
<i>(d)(1)(iii)</i>	<i>Was there any reported material noncompliance at the financial statement level (GAGAS)?</i>	No
<i>(d)(1)(iv)</i>	<i>Were there any material internal control weaknesses reported for major federal programs?</i>	No
<i>(d)(1)(iv)</i>	<i>Were there any significant deficiencies in internal control reported for major federal programs?</i>	No
<i>(d)(1)(v)</i>	<i>Type of Major Program's Compliance Opinion</i>	Unmodified
<i>(d)(1)(vi)</i>	<i>Are there any reportable findings under 2 CFR §200.516(a)?</i>	No
<i>(d)(1)(vii)</i>	<i>Major Program (listed):</i>	Child Nutrition Cluster
<i>(d)(1)(viii)</i>	<i>Dollar Threshold: Type A/B Programs</i>	Type A: >\$750,000 Type B: all others
<i>(d)(1)(ix)</i>	<i>Low Risk Auditee under 2 CFR § 200.520?</i>	Yes

2. FINDINGS RELATED TO THE BASIC FINANCIAL STATEMENTS REQUIRED TO BE REPORTED IN ACCORDANCE WITH GAGAS

None

3. FINDINGS AND QUESTIONED COSTS FOR FEDERAL AWARDS

None

This page intentionally left blank.

OHIO AUDITOR OF STATE KEITH FABER



FIRELANDS LOCAL SCHOOL DISTRICT

LORAIN COUNTY

AUDITOR OF STATE OF OHIO CERTIFICATION

This is a true and correct copy of the report, which is required to be filed pursuant to Section 117.26, Revised Code, and which is filed in the Office of the Ohio Auditor of State in Columbus, Ohio.



Certified for Release 5/16/2023

88 East Broad Street, Columbus, Ohio 43215
Phone: 614-466-4514 or 800-282-0370

This report is a matter of public record and is available online at
www.ohioauditor.gov