

JEFFERSON LOCAL SCHOOL DISTRICT
MADISON COUNTY
SINGLE AUDIT
FOR THE FISCAL YEAR ENDED JUNE 30, 2022



Millhuff-Stang, CPA, Inc.
8841 Ohio River Road / Wheelersburg, Ohio 45694 / Phone: 740.876.8548
45 West Second Street, Suite D / Chillicothe, Ohio 45601 / Phone: 740.851.4978
Fax: 888.876.8549
natalie@millhuffstangcpa.com / roush@millhuffstangcpa.com
www.millhuffstangcpa.com

OHIO AUDITOR OF STATE
KEITH FABER



88 East Broad Street
Columbus, Ohio 43215
IPAReport@ohioauditor.gov
(800) 282-0370

Board of Education
Jefferson Local School District
906 West Main Street
West Jefferson, Ohio 43162

We have reviewed the *Independent Auditor's Report* of Jefferson Local School District, Madison County, prepared by Millhuff-Stang, CPA, Inc., for the audit period July 1, 2021 through June 30, 2022. Based upon this review, we have accepted these reports in lieu of the audit required by Section 117.11, Revised Code. The Auditor of State did not audit the accompanying financial statements and, accordingly, we are unable to express, and do not express an opinion on them.

Our review was made in reference to the applicable sections of legislative criteria, as reflected by the Ohio Constitution, and the Revised Code, policies, procedures and guidelines of the Auditor of State, regulations and grant requirements. Jefferson Local School District is responsible for compliance with these laws and regulations.

A handwritten signature in cursive script that reads "Keith Faber".

Keith Faber
Auditor of State
Columbus, Ohio

April 06, 2023

This page intentionally left blank.

Jefferson Local School District
Madison
Table of Contents
For the Fiscal Year Ended June 30, 2022

Title	Page
Independent Auditor’s Report.....	1
Management’s Discussion and Analysis	4
Basic Financial Statements:	
Government-Wide Financial Statements:	
Statement of Net Position	18
Statement of Activities.....	19
Fund Financial Statements:	
Balance Sheet – Governmental Funds	20
Reconciliation of Total Governmental Fund Balances to Net Position of Governmental Activities.....	21
Statement of Revenues, Expenditures and Changes in Fund Balances –Governmental Funds.....	22
Reconciliation of the Statement of Revenues, Expenditures and Changes in Fund Balances of Governmental Funds to the Statement of Activities	23
Statement of Revenues, Expenditures and Changes in Fund Balance – Budget and Actual (Non- GAAP Budgetary Basis) – General Fund	24
Statement of Net Position – Proprietary Fund	25
Statement of Revenues, Expenses and Changes in Net Position – Proprietary Fund.....	26
Statement of Cash Flows – Proprietary Fund	27
Statement of Fiduciary Net Position –Fiduciary Funds	28
Statement of Changes in Fiduciary Net Position – Fiduciary Funds	29
Notes to the Basic Financial Statements	30
Required Supplementary Information:	
Schedule of the District’s Proportionate Share of the Net Pension Liability-Last Nine Fiscal Years.....	73
Schedule of District Pension Contributions – Last Ten Fiscal Years	77
Schedule of the District’s Proportionate Share of the Net OPEB Liability/Asset -Last Six Fiscal Years	81
Schedule of District OPEB Contributions – Last Ten Fiscal Years.....	85

Notes to the Required Supplementary Information.....	89
Schedule of Federal Awards Expenditures.....	92
Notes to the Schedule of Federal Awards Expenditures	93
Report on Internal Control Over Financial Reporting and on Compliance and Other Matters Based on an Audit of Financial Statements Performed in Accordance With <i>Government Auditing Standards</i>	94
Report on Compliance For Each Major Federal Program and on Internal Control Over Compliance Required by the Uniform Guidance	96
Schedule of Findings and Questioned Costs	99

Independent Auditor's Report

Board of Education
Jefferson Local School District
906 West Main Street
West Jefferson, Ohio 43162

Report on the Audit of the Financial Statements

Opinions

We have audited the financial statements of the governmental activities, each major fund, and the aggregate remaining fund information of Jefferson Local School District, Madison County, Ohio (the District), as of and for the year ended June 30, 2022, and the related notes to the financial statements, which collectively comprise the District's basic financial statements as listed in the table of contents.

In our opinion, the accompanying financial statements referred to above present fairly, in all material respects, the respective financial position of the governmental activities, each major fund, and the aggregate remaining fund information of Jefferson Local School District, Madison County, Ohio, as of June 30, 2022, and the respective changes in financial position and the budgetary comparison for the General Fund for the year then ended in accordance with accounting principles generally accepted in the United States of America.

Basis for Opinion

We conducted our audit in accordance with auditing standards generally accepted in the United States of America (GAAS) and the standards applicable to financial audits contained in *Government Auditing Standards* (*Government Auditing Standards*), issued by the Comptroller General of the United States. Our responsibilities under those standards are further described in the Auditor's Responsibilities for the Audit of the Financial Statements section of our report. We are required to be independent of the District, and to meet our other ethical responsibilities, in accordance with the relevant ethical requirements relating to our audit. We believe that the audit evidence we have obtained is sufficient and appropriate to provide a basis for our audit opinions.

Emphasis of Matter

As discussed in note 19 to the financial statements, the financial impact of COVID-19 and the continuing emergency measures will impact subsequent periods of the District. We did not modify our opinion regarding this matter.

Responsibilities of Management for the Financial Statements

Management is responsible for the preparation and fair presentation of these financial statements in accordance with accounting principles generally accepted in the United States of America, and for the design, implementation, and maintenance of internal control relevant to the preparation and fair presentation of financial statements that are free from material misstatement, whether due to fraud or error.

In preparing the financial statements, management is required to evaluate whether there are conditions or events, considered in the aggregate, that raise substantial doubt about the District's ability to continue as a going concern for twelve months beyond the financial statement date, including any currently known information that may raise substantial doubt shortly thereafter.

Auditor's Responsibilities for the Audit of the Financial Statements

Our objectives are to obtain reasonable assurance about whether the financial statements as a whole are free from material misstatement, whether due to fraud or error, and to issue an auditor's report that includes our opinions. Reasonable assurance is a high level of assurance but is not absolute assurance and therefore is not a guarantee that an audit conducted in accordance with GAAS and *Government Auditing Standards* will always detect a material misstatement when it exists. The risk of not detecting a material misstatement resulting from fraud is higher than for one resulting from error, as fraud may involve collusion, forgery, intentional omissions, misrepresentations, or the override of internal control. Misstatements are considered material if there is a substantial likelihood that, individually or in the aggregate, they would influence the judgment made by a reasonable user based on the financial statements.

In performing an audit in accordance with GAAS and *Government Auditing Standards*, we

- Exercise professional judgment and maintain professional skepticism throughout the audit.
- Identify and assess the risks of material misstatement of the financial statements, whether due to fraud or error, and design and perform audit procedures responsive to those risks. Such procedures include examining, on a test basis, evidence regarding the amounts and disclosures in the financial statements.
- Obtain an understanding of internal control relevant to the audit in order to design audit procedures that are appropriate in the circumstances, but not for the purpose of expressing an opinion on the effectiveness of the District's internal control. Accordingly, no such opinion is expressed.
- Evaluate the appropriateness of accounting policies used and the reasonableness of significant accounting estimates made by management, as well as evaluate the overall presentation of the financial statements.
- Conclude whether, in our judgment, there are conditions or events, considered in the aggregate, that raise substantial doubt about the District's ability to continue as a going concern for a reasonable period of time.

We are required to communicate with those charged with governance regarding, among other matters, the planned scope and timing of the audit, significant audit findings, and certain internal control-related matters that we identified during the audit.

Required Supplementary Information

Accounting principles generally accepted in the United States of America require that the management's discussion and analysis, the schedules of the District's proportionate share of the net pension/OPEB liability/asset, and the schedules of District contributions be presented to supplement the basic financial statements. Such information is the responsibility of management and, although not a part of the basic financial statements, is required by the Governmental Accounting Standards Board who considers it to be an essential part of financial reporting for placing the basic financial statements in an appropriate operational, economic, or historical context. We have applied certain limited procedures to the required supplementary information in accordance with auditing standards generally accepted in the United States of America, which consisted of inquiries of management about the methods of preparing the information and comparing the information for consistency with management's responses to our inquiries, the basic financial statements, and other knowledge we obtained during our audit of the basic financial statements.

We do not express an opinion or provide any assurance on the information because the limited procedures do not provide us with sufficient evidence to express an opinion or provide any assurance.

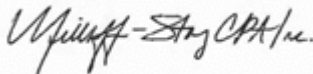
Supplementary Information

Our audit was conducted for the purpose of forming opinions on the financial statements that collectively comprise the District's basic financial statements. The schedule of federal awards expenditures, as required by Title 2 U.S. *Code of Federal Regulations* (CFR) Part 200, *Uniform Administrative Requirements, Cost Principles, and Audit Requirements for Federal Awards* (Uniform Guidance), is presented for purposes of additional analysis and is not a required part of the basic financial statements.

Such information is the responsibility of management and was derived from and relates directly to the underlying accounting and other records used to prepare the basic financial statements. The information has been subjected to the auditing procedures applied in the audit of the basic financial statements and certain additional procedures, including comparing and reconciling such information directly to the underlying accounting and other records used to prepare the basic financial statements or to the basic financial statements themselves, and other additional procedures in accordance with auditing standards generally accepted in the United States of America. In our opinion, the schedule of federal awards expenditures is fairly stated, in all material respects, in relation to the basic financial statements as a whole.

Other Reporting Required by Government Auditing Standards

In accordance with *Government Auditing Standards*, we have also issued our report dated February 10, 2023 on our consideration of the District's internal control over financial reporting and on our tests of its compliance with certain provisions of laws, regulations, contracts, and grant agreements and other matters. The purpose of that report is solely to describe the scope of our testing of internal control over financial reporting and compliance and the results of that testing, and not to provide an opinion on the effectiveness of the District's internal control over financial reporting or on compliance. That report is an integral part of an audit performed in accordance with *Government Auditing Standards* in considering the District's internal control over financial reporting and compliance.



Millhuff-Stang, CPA, Inc.
Chillicothe, Ohio

February 10, 2023

**JEFFERSON LOCAL SCHOOL DISTRICT
MADISON COUNTY, OHIO**

**MANAGEMENT'S DISCUSSION AND ANALYSIS
FOR THE FISCAL YEAR ENDED JUNE 30, 2022**

The management's discussion and analysis of the Jefferson Local School District's (the "District") financial performance provides an overall review of the District's financial activities for the fiscal year ended June 30, 2022. The intent of this discussion and analysis is to look at the District's financial performance as a whole; readers should also review the basic financial statements and the notes to the basic financial statements to enhance their understanding of the District's financial performance.

Financial Highlights

Key financial highlights for fiscal year 2022 are as follows:

- In total, net position of governmental activities increased \$5,962,183 which represents a 84.23% increase from 2021's net position.
- General revenues accounted for \$17,251,898 in revenue or 78.01% of all revenues. Program specific revenues in the form of charges for services and sales and grants and contributions accounted for \$4,861,907 or 21.99% of total revenues of \$22,113,805.
- The District had \$16,151,622 in expenses related to governmental activities; \$4,861,907 of these expenses was offset by program specific charges for services, grants or contributions. General revenues supporting governmental activities (primarily taxes and unrestricted grants and entitlements) of \$17,251,898 were adequate to provide for these programs.
- The District's major governmental funds are the general fund and debt service fund. The general fund had \$16,821,025 in revenues and other financing sources and \$14,529,192 in expenditures. During fiscal year 2022, the general fund's fund balance increased \$2,291,833 from a fund balance of \$4,648,850 to \$6,940,683.
- The debt service fund, had \$1,123,675 in revenues and \$977,868 in expenditures. During fiscal year 2022, the debt service fund's fund balance increased \$145,807 from \$2,272,218 to \$2,418,025.

Using the Basic Financial Statements

This annual report consists of a series of financial statements and notes to those statements. These statements are organized so the reader can understand the District as a financial whole, an entire operating entity. The statements then proceed to provide an increasingly detailed look at specific financial activities.

The *statement of net position* and *statement of activities* provide information about the activities of the whole District, presenting both an aggregate view of the District's finances and a longer-term view of those finances. Fund financial statements provide the next level of detail. For governmental funds, these statements tell how services were financed in the short-term as well as what remains for future spending. The fund financial statements also look at the District's most significant funds with all other nonmajor funds presented in total in one column. In the case of the District, the general fund and the debt service fund are by far the most significant funds, and the only governmental funds reported as major funds.

**JEFFERSON LOCAL SCHOOL DISTRICT
MADISON COUNTY, OHIO**

MANAGEMENT'S DISCUSSION AND ANALYSIS
FOR THE FISCAL YEAR ENDED JUNE 30, 2022

Reporting the District as a Whole

Statement of Net Position and the Statement of Activities

While this document contains the large number of funds used by the District to provide programs and activities, the view of the District as a whole looks at all financial transactions and asks the question, "How did we do financially during 2022?" The statement of net position and the statement of activities answer this question. These statements include *all assets, deferred outflows, liabilities, deferred inflows, revenues and expenses* using the *accrual basis of accounting* similar to the accounting used by most private-sector companies. This basis of accounting will take into account all of the current year's revenues and expenses regardless of when cash is received or paid.

These two statements report the District's *net position* and changes in that position. This change in net position is important because it tells the reader that, for the District as a whole, the *financial position* of the District has improved or diminished. The causes of this change may be the result of many factors, some financial, some not. Non-financial factors include the District's property tax base, current property tax laws in Ohio restricting revenue growth, facility conditions, required educational programs and other factors.

In the statement of net position and the statement of activities, the governmental activities include the District's programs and services, including instruction, support services, operation and maintenance of plant, pupil transportation, extracurricular activities, and food service operations.

The District's statement of net position and statement of activities can be found on pages 18-19 of this report.

Reporting the District's Most Significant Funds

Fund Financial Statements

The analysis of the District's major governmental funds begins on page 15. Fund financial reports provide detailed information about the District's major funds. The District uses many funds to account for a multitude of financial transactions. However, these fund financial statements focus on the District's most significant funds. The District's major governmental funds are the general fund and the debt service fund.

Governmental Funds

Most of the District's activities are reported in governmental funds, which focus on how money flows into and out of those funds and the balances left at year-end available for spending in future periods. These funds are reported using an accounting method called *modified accrual* accounting, which measures cash and all other *financial assets* that can readily be converted to cash. The governmental fund financial statements provide a detailed *short-term* view of the District's general government operations and the basic services it provides. Governmental fund information helps you to determine whether there are more or fewer financial resources that can be spent in the near future to finance educational programs. The relationship (or differences) between governmental *activities* (reported in the statement of net position and the statement of activities) and governmental *funds* is reconciled in the basic financial statements. The basic governmental fund financial statements can be found on pages 20-24 of this report.

Proprietary Funds

The District maintains a proprietary fund. Internal service funds are an accounting device used to accumulate and allocate costs internally among the District's various functions. The District's internal service fund, accounts for medical, vision, dental and prescription benefits self-insurance. The basic proprietary fund financial statements can be found on pages 25-27 of this report.

**JEFFERSON LOCAL SCHOOL DISTRICT
MADISON COUNTY, OHIO**

**MANAGEMENT'S DISCUSSION AND ANALYSIS
FOR THE FISCAL YEAR ENDED JUNE 30, 2022**

Reporting the District's Fiduciary Responsibilities

The District is the trustee, or fiduciary, for its scholarship programs. The District acts in a trustee capacity as an agent for individuals or other entities. These activities are reported in custodial funds. All of the District's fiduciary activities are reported in separate statements of fiduciary net position and changes in fiduciary net position on pages 28 and 29. These activities are excluded from the District's other financial statements because the assets cannot be utilized by the District to finance its operations.

Notes to the Basic Financial Statements

The notes provide additional information that is essential to a full understanding of the data provided in the government-wide and fund financial statements. These notes to the basic financial statements can be found on pages 30-72 of this report.

Required Supplementary Information

In addition to the basic financial statements and accompanying notes, this report also presents certain required supplementary information concerning the District's net pension liability and net OPEB liability and pension and OPEB contributions. The required supplementary information can be found on pages 73 through 91 of this report.

THIS SPACE INTENTIONALLY LEFT BLANK

**JEFFERSON LOCAL SCHOOL DISTRICT
MADISON COUNTY, OHIO**

MANAGEMENT'S DISCUSSION AND ANALYSIS
FOR THE FISCAL YEAR ENDED JUNE 30, 2022

The District as a Whole

The statement of net position provides the perspective of the District as a whole.

The table below provides a summary of the District's net position at June 30, 2022 and June 30, 2021.

	Net Position	
	Governmental Activities <u>2022</u>	Governmental Activities <u>2021</u>
<u>Assets</u>		
Current and other assets	\$ 18,986,746	\$ 15,831,392
Capital assets, net	<u>24,664,905</u>	<u>23,504,769</u>
Total assets	<u>43,651,651</u>	<u>39,336,161</u>
<u>Deferred outflows</u>		
Unamortized deferred charges on debt refunding	374,738	425,265
Pension	3,582,898	3,007,790
OPEB	<u>402,937</u>	<u>491,162</u>
Total deferred outflows	<u>4,360,573</u>	<u>3,924,217</u>
<u>Liabilities</u>		
Current liabilities	1,645,328	1,669,263
Long-term liabilities:		
Due within one year	895,045	864,315
Due in more than one year:		
Net pension liability	9,318,981	17,538,413
Net OPEB liability	1,111,949	1,318,140
Other amounts	<u>7,676,748</u>	<u>8,254,359</u>
Total liabilities	<u>20,648,051</u>	<u>29,644,490</u>
<u>Deferred inflows</u>		
Property taxes and PILOT's levied for the next year	4,526,793	4,202,778
Pension	7,686,560	410,289
OPEB	<u>2,110,211</u>	<u>1,924,395</u>
Total deferred inflows	<u>14,323,564</u>	<u>6,537,462</u>
<u>Net Position</u>		
Net investment in capital assets	18,068,820	16,793,986
Restricted	3,115,227	2,281,402
Unrestricted (deficit)	<u>(8,143,438)</u>	<u>(11,996,962)</u>
Total net position	<u>\$ 13,040,609</u>	<u>\$ 7,078,426</u>

The net pension liability (NPL) is reported pursuant to GASB Statement 68, "Accounting and Financial Reporting for Pensions—an Amendment of GASB Statement 27" and the net OPEB liability/asset is reported pursuant to GASB Statement 75, "Accounting and Financial Reporting for Postemployment Benefits Other Than Pensions," which significantly revises accounting for costs and liabilities related to other postemployment benefits (OPEB). For reasons discussed below, many end users of this financial statement will gain a clearer understanding of the District's actual financial condition by adding deferred inflows related to pension and OPEB, the net pension liability and the net OPEB liability to the reported net position and subtracting deferred outflows related to pension and OPEB and net OPEB asset.

**JEFFERSON LOCAL SCHOOL DISTRICT
MADISON COUNTY, OHIO**

MANAGEMENT'S DISCUSSION AND ANALYSIS
FOR THE FISCAL YEAR ENDED JUNE 30, 2022

Governmental Accounting Standards Board standards are national and apply to all government financial reports prepared in accordance with generally accepted accounting principles. Prior accounting for pensions (GASB 27) and postemployment benefits (GASB 45) focused on a funding approach. This approach limited pension and OPEB costs to contributions annually required by law, which may or may not be sufficient to fully fund each plan's *net pension liability* or *net OPEB liability*. GASB 68 and GASB 75 take an earnings approach to pension and OPEB accounting; however, the nature of Ohio's statewide pension/OPEB plans and state law governing those systems requires additional explanation in order to properly understand the information presented in these statements.

GASB 68 and GASB 75 require the net pension liability and the net OPEB liability to equal the District's proportionate share of each plan's collective:

1. Present value of estimated future pension/OPEB benefits attributable to active and inactive employees' past service.
2. Minus plan assets available to pay these benefits.

GASB notes that pension and OPEB obligations, whether funded or unfunded, are part of the "employment exchange" – that is, the employee is trading his or her labor in exchange for wages, benefits, and the promise of a future pension and other postemployment benefits. GASB noted that the unfunded portion of this promise is a present obligation of the government, part of a bargained-for benefit to the employee, and should accordingly be reported by the government as a liability since they received the benefit of the exchange. However, the District is not responsible for certain key factors affecting the balance of these liabilities. In Ohio, the employee shares the obligation of funding pension benefits with the employer. Both employer and employee contribution rates are capped by State statute. A change in these caps requires action of both Houses of the General Assembly and approval of the Governor. Benefit provisions are also determined by State statute. The Ohio Revised Code permits, but does not require, the retirement systems to provide healthcare to eligible benefit recipients. The retirement systems may allocate a portion of the employer contributions to provide for these OPEB benefits.

The employee enters the employment exchange with the knowledge that the employer's promise is limited not by contract but by law. The employer enters the exchange also knowing that there is a specific, legal limit to its contribution to the retirement system. In Ohio, there is no legal means to enforce the unfunded liability of the pension/OPEB plan *as against the public employer*. State law operates to mitigate/lessen the moral obligation of the public employer to the employee, because all parties enter the employment exchange with notice as to the law. The retirement system is responsible for the administration of the pension and OPEB plans.

Most long-term liabilities have set repayment schedules or, in the case of compensated absences (i.e. sick and vacation leave), are satisfied through paid time-off or termination payments. There is no repayment schedule for the net pension liability or the net OPEB liability. As explained above, changes in benefits, contribution rates, and return on investments affect the balance of these liabilities but are outside the control of the local government. In the event that contributions, investment returns, and other changes are insufficient to keep up with required payments, State statute does not assign/identify the responsible party for the unfunded portion. Due to the unique nature of how the net pension liability and the net OPEB liability are satisfied, these liabilities are separately identified within the long-term liability section of the statement of net position.

In accordance with GASB 68 and GASB 75, the District's statements prepared on an accrual basis of accounting include an annual pension expense and an annual OPEB expense for their proportionate share of each plan's *change* in net pension liability and net OPEB liability, respectively, not accounted for as deferred inflows/outflows.

Over time, net position can serve as a useful indicator of a government's financial position. At June 30, 2022, the District's assets and deferred outflows exceeded liabilities and deferred inflows by \$13,040,609.

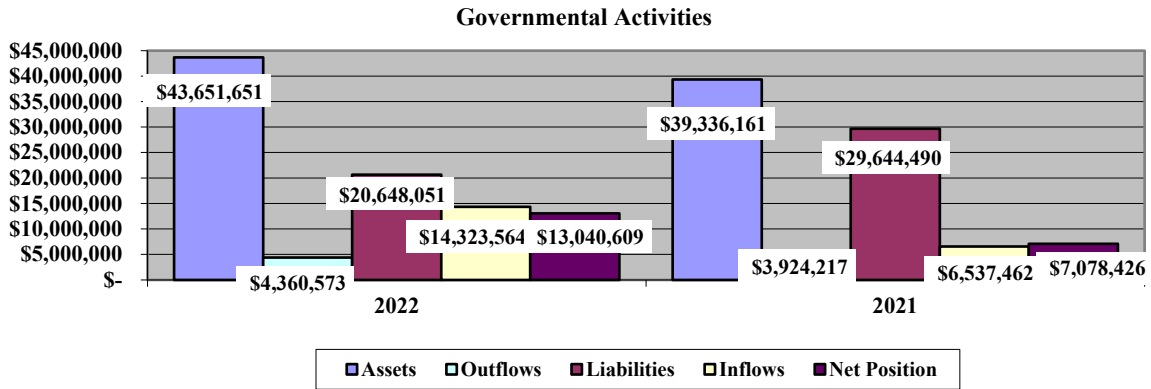
**JEFFERSON LOCAL SCHOOL DISTRICT
MADISON COUNTY, OHIO**

**MANAGEMENT'S DISCUSSION AND ANALYSIS
FOR THE FISCAL YEAR ENDED JUNE 30, 2022**

At year end, capital assets represented 56.50% of total assets. Capital assets include land, land improvements, buildings and improvements, furniture and equipment, intangible right to use assets and vehicles. Net investment in capital assets at June 30, 2022, was \$18,068,820. These capital assets are used to provide services to the students and are not available for future spending. Although the District's investment in capital assets is reported net of related debt, it should be noted that the resources to repay the debt must be provided from other sources, since capital assets may not be used to liquidate these liabilities.

A portion of the District's net assets, \$3,115,227, represents resources that are subject to external restriction on how they may be used. The remaining balance of unrestricted net position is (\$8,143,438).

The graph below shows the District's assets, deferred outflows of resources, liabilities, deferred inflows of resources and net position at June 30, 2022 and June 30, 2021.



**JEFFERSON LOCAL SCHOOL DISTRICT
MADISON COUNTY, OHIO**

**MANAGEMENT'S DISCUSSION AND ANALYSIS
FOR THE FISCAL YEAR ENDED JUNE 30, 2022**

The table below shows the change in net position for fiscal year 2022 and 2021.

	Change in Net Position	
	Governmental	Governmental
	Activities	Activities
	<u>2022</u>	<u>2021</u>
<u>Revenues</u>		
Program revenues:		
Charges for services and sales	\$ 468,344	\$ 678,326
Operating grants and contributions	2,690,063	1,782,145
Capital grants and contributions	1,703,500	34,236
General revenues:		
Property taxes	7,916,735	6,377,060
School District income tax	2,059,555	1,906,666
Grants and entitlements	5,088,829	5,115,933
Payment in lieu of taxes	2,133,573	1,756,690
Investment earnings	17,605	41,399
Increase (decrease) in FMV	-	(36,503)
Other	<u>35,601</u>	<u>127,313</u>
Total revenues	<u>\$ 22,113,805</u>	<u>\$ 17,783,265</u>

**JEFFERSON LOCAL SCHOOL DISTRICT
MADISON COUNTY, OHIO**

MANAGEMENT'S DISCUSSION AND ANALYSIS
FOR THE FISCAL YEAR ENDED JUNE 30, 2022

	Change in Net Position	
	Governmental Activities	Governmental Activities
	<u>2022</u>	<u>2021</u>
<u>Expenses</u>		
Program expenses:		
Instruction:		
Regular	\$ 6,236,290	\$ 7,278,885
Special	2,912,511	3,103,879
Other	15,133	3,224
Support services:		
Pupil	573,589	727,614
Instructional staff	385,222	395,834
Board of education	99,440	100,927
Administration	1,184,124	1,272,750
Fiscal	578,938	550,442
Business	23,910	25,257
Operations and maintenance	1,504,894	1,517,628
Pupil transportation	623,472	586,007
Central	554,638	588,610
Operations of non-instructional services:		
Other non-instructional services	54,902	212,357
Food service operations	636,339	314,396
Extracurricular activities	566,075	617,328
Interest and fiscal charges	<u>202,145</u>	<u>316,061</u>
Total expenses	<u>16,151,622</u>	<u>17,611,199</u>
Change in net position	5,962,183	172,066
Net position at beginning of year	<u>7,078,426</u>	<u>6,906,360</u>
Net position at end of year	<u><u>\$ 13,040,609</u></u>	<u><u>\$ 7,078,426</u></u>

**JEFFERSON LOCAL SCHOOL DISTRICT
MADISON COUNTY, OHIO**

**MANAGEMENT’S DISCUSSION AND ANALYSIS
FOR THE FISCAL YEAR ENDED JUNE 30, 2022**

Governmental Activities

Net position of the District’s governmental activities increased \$5,962,183. Total governmental expenses of \$16,151,622 were offset by program revenues of \$4,861,907 and general revenues of \$17,251,898. Program revenues supported 30.10% of the total governmental expenses. The District received a \$1,700,000 donated field house during the current fiscal year which contributed to the large increase in program revenues and to the increase in net position.

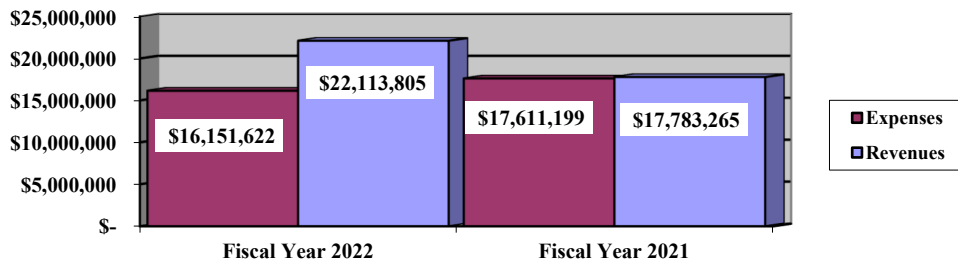
Expenses of the governmental activities decreased \$1,459,577 or 8.29%. This decrease is primarily the result of a decrease in pension and OPEB expenses compared to the previous fiscal year. Pension expense in fiscal year 2022 was (\$238,347) compared to \$2,249,371 in fiscal year 2021 and OPEB expense was (\$97,195) in fiscal year 2022 compared to (\$66,693) in fiscal year 2021.

The primary sources of revenue for governmental activities are derived from property taxes, school district income taxes and grants and entitlements. These revenue sources represent 68.13% of total governmental revenue.

The largest expense of the District is for instructional programs. Instruction expenses totaled \$9,163,934 or 56.74% of total governmental expenses for fiscal year 2022.

The graph below presents the District’s governmental activities revenue and expenses for fiscal year 2022 and 2021.

Governmental Activities - Revenues and Expenses



**JEFFERSON LOCAL SCHOOL DISTRICT
MADISON COUNTY, OHIO**

**MANAGEMENT'S DISCUSSION AND ANALYSIS
FOR THE FISCAL YEAR ENDED JUNE 30, 2022**

The statement of activities shows the cost of program services and the charges for services and grants offsetting those services. The following table shows, for governmental activities, the total cost of services and the net cost of services. That is, it identifies the cost of these services supported by tax revenue and unrestricted State grants and entitlements. The following is a comparison of 2022 and 2021.

	Total Cost of Services <u>2022</u>	Net Cost of Services <u>2022</u>	Total Cost of Services <u>2021</u>	Net Cost of Services <u>2021</u>
Governmental Activities				
Program expenses				
Instruction:				
Regular	\$ 6,236,290	\$ 5,380,821	\$ 7,278,885	\$ 6,563,673
Special	2,912,511	2,143,467	3,103,879	2,444,969
Other	15,133	13,384	3,224	3,224
Support services:				
Pupil	573,589	322,630	727,614	555,418
Instructional staff	385,222	342,894	395,834	384,685
Board of education	99,440	99,440	100,927	100,927
Administration	1,184,124	1,049,621	1,272,750	1,143,470
Fiscal	578,938	578,938	550,442	550,442
Business	23,910	(69,369)	25,257	25,257
Operations and maintenance	1,504,894	1,482,007	1,517,628	1,449,927
Pupil transportation	623,472	580,775	586,007	522,359
Central	554,638	549,238	588,610	570,540
Operations of non-instructional services:				
Other non-instructional services	54,902	-	212,357	-
Food service operations	636,339	(83,108)	314,396	(11,396)
Extracurricular activities	566,075	(1,303,168)	617,328	496,936
Interest and fiscal charges	<u>202,145</u>	<u>202,145</u>	<u>316,061</u>	<u>316,061</u>
Total expenses	<u>\$ 16,151,622</u>	<u>\$ 11,289,715</u>	<u>\$ 17,611,199</u>	<u>\$ 15,116,492</u>

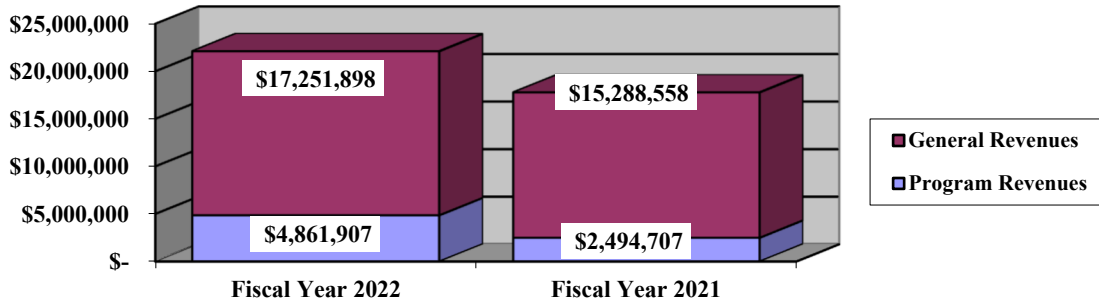
The dependence upon tax and other general revenues for governmental activities is apparent, as 82.25% of instruction activities are supported through taxes and other general revenues. For all governmental activities, general revenue support is 69.90%. The District's taxpayers, and grants and entitlements received from the State of Ohio, as a whole, are the primary support for the District's students.

**JEFFERSON LOCAL SCHOOL DISTRICT
MADISON COUNTY, OHIO**

**MANAGEMENT'S DISCUSSION AND ANALYSIS
FOR THE FISCAL YEAR ENDED JUNE 30, 2022**

The graph below presents the District's governmental activities revenue for fiscal year 2022 and 2021.

Governmental Activities - General and Program Revenues



The District's Funds

The District's governmental funds reported a combined fund balance of \$9,994,922, which is higher than last year's balance of \$7,448,704. The schedule below indicates the fund balance and the total change in fund balance as of June 30, 2022 and 2021.

	<u>Fund Balance</u> <u>June 30, 2022</u>	<u>Fund Balance</u> <u>June 30, 2021</u>	<u>Increase</u>	<u>Percentage</u> <u>Change</u>
General	\$ 6,940,683	\$ 4,648,850	\$ 2,291,833	49.30 %
Debt Service	2,418,025	2,272,218	145,807	6.42 %
Other Governmental	<u>636,214</u>	<u>527,636</u>	<u>108,578</u>	20.58 %
Total	<u>\$ 9,994,922</u>	<u>\$ 7,448,704</u>	<u>\$ 2,546,218</u>	34.18 %

**JEFFERSON LOCAL SCHOOL DISTRICT
MADISON COUNTY, OHIO**

MANAGEMENT'S DISCUSSION AND ANALYSIS
FOR THE FISCAL YEAR ENDED JUNE 30, 2022

General Fund

The District's general fund balance increased \$2,291,833. The table that follows assists in illustrating the financial activities of the general fund.

	<u>2022</u> <u>Amount</u>	<u>2021</u> <u>Amount</u>	<u>Increase</u> <u>(Decrease)</u>	<u>Percentage</u> <u>Change</u>
<u>Revenues</u>				
Taxes	\$ 8,842,187	\$ 7,491,874	\$ 1,350,313	18.02 %
Tuition	224,784	519,565	(294,781)	(56.74) %
Earnings on investments	10,066	34,713	(24,647)	(71.00) %
Intergovernmental	5,538,361	5,397,407	140,954	2.61 %
Other revenues	<u>2,131,532</u>	<u>1,697,998</u>	<u>433,534</u>	25.53 %
Total	<u>\$ 16,746,930</u>	<u>\$ 15,141,557</u>	<u>\$ 1,605,373</u>	10.60 %
<u>Expenditures</u>				
Instruction	\$ 8,735,663	\$ 9,254,361	\$ (518,698)	(5.60) %
Support services	5,249,762	5,081,649	168,113	3.31 %
Extracurricular activities	424,808	446,024	(21,216)	(4.76) %
Facilities acquisition and construction	34,725	-	34,725	100.00 %
Capital outlay	70,486	-	70,486	100.00 %
Debt service	<u>13,748</u>	<u>13,795</u>	<u>(47)</u>	(0.34) %
Total	<u>\$ 14,529,192</u>	<u>\$ 14,795,829</u>	<u>\$ (266,637)</u>	(1.80) %

The increase in tax revenues is due to the increase in the amount of property tax revenues the District received during the current fiscal year compared to the prior fiscal year. The decrease in tuition revenue is a result in changes to the State funding model. The increase in intergovernmental revenue is due to an increase in Foundation revenue by the State of Ohio. The District received ARP ESSER funds in 2022 that was used for instructional expenses. This additional funding in the nonmajor special revenue funds allowed the District to reduce expenditures in the general fund.

Debt Service Fund

The debt service fund, had \$1,123,675 in revenues and \$977,868 in expenditures. During fiscal year 2022, the debt service fund's fund balance increased \$145,807 from \$2,272,218 to \$2,418,025. The overall increase in fund balance is due to the increase in property tax revenue year compared to the prior fiscal year.

General Fund Budgeting Highlights

The District's budget is prepared according to Ohio law and is based on accounting for certain transactions on a basis of cash receipts, disbursements and encumbrances. The most significant budgeted fund is the general fund.

For the general fund, original and final budgeted revenues and other financing sources were \$14,410,369 and \$16,192,420, respectively. Actual revenues and other financing sources for fiscal year 2022 were \$16,816,856. This represents a \$624,436 increase from final budgeted revenues and other financing sources.

**JEFFERSON LOCAL SCHOOL DISTRICT
MADISON COUNTY, OHIO**

MANAGEMENT'S DISCUSSION AND ANALYSIS
FOR THE FISCAL YEAR ENDED JUNE 30, 2022

General fund original and final appropriations (appropriated expenditures including other financing uses) were \$15,671,331 and \$15,760,191, respectively. The actual budget basis expenditures and other financing uses for fiscal year 2022 totaled \$14,857,925, which was \$902,266 lower than the final budgeted appropriations.

Capital Assets and Debt Administration

Capital Assets

At the end of fiscal year 2022, the District had \$24,664,905 invested in land, land improvements, buildings and improvements, furniture and equipment, intangible right to use assets and vehicles. This entire amount is reported in governmental activities. The following table shows fiscal year 2022 balances compared to 2021:

**Capital Assets at June 30
(Net of Depreciation)**

	Governmental Activities	
	2022	2021
Land	\$ 254,158	\$ 254,158
Land improvements	111,027	115,258
Building and improvements	23,648,786	22,555,786
Furniture and equipment	343,861	302,097
Intangible right to use: leased equipment	58,666	-
Vehicles	248,407	277,470
Total	\$ 24,664,905	\$ 23,504,769

The overall increase in capital assets of \$1,160,136 is due to capital outlays of \$1,979,584 exceeding depreciation expense of \$819,448.

See Note 9 to the basic financial statements for additional information on the District's capital assets.

Debt Administration

At June 30, 2022, the District had \$6,440,000 in general obligation bonds and \$59,723 in leases outstanding. Of this total, \$808,521 is due within one year and \$5,691,202 is due in greater than one year.

The following table summarizes the bonds and leases outstanding.

Outstanding Debt, at Year End

	Governmental Activities	
	2022	2021
Leases payable	\$ 59,723	\$ -
General obligation bonds	6,440,000	7,163,736
Total	\$ 6,499,723	\$ 7,163,736

See Note 10 to the basic financial statements for additional information on the District's debt administration.

**JEFFERSON LOCAL SCHOOL DISTRICT
MADISON COUNTY, OHIO**

**MANAGEMENT'S DISCUSSION AND ANALYSIS
FOR THE FISCAL YEAR ENDED JUNE 30, 2022**

Current Financial Related Activities

The District has committed itself to educational and financial excellence for many years. The District implements budgeting and internal controls to safeguard assets and monitor the District's progress. The District uses a five-year forecast of the general fund, which is closely monitored by the Board of Education and administration, as a tool to manage resources effectively.

As most of the financial information in this report shows, the District relies heavily on its taxpayers. The District's community support was measured by the passage of a \$16.9 million bond issue in November 2003, the increase of an additional 0.5% for a total of 1% earned income tax for operating purposes passed in May 2015 and the renewal of the District's emergency levy in November 2015 which generates approximately \$1.4 million annually. The support of these three issues demonstrates the strong belief of community members that their schools are one of their highest priorities.

The District's voters approved a 3.5 mill emergency levy on November 5, 2019, which is expected to generate \$769,711 annually. This is in response to the District's deficit spending.

In August 2019, the District approved a Community Reinvestment Area/Tax Increment Financing agreement with the Village of West Jefferson. Per the agreement, the District receives \$0.01 per square foot for each developed space within an industrial park that is 100% abated by the Village. The agreement is projected to recoup tax revenue otherwise not collected due to the tax abatement. The businesses under this agreement may provide the District with a one-time payment of its total liability or make periodic payments. The District received its first payment under this agreement in spring 2021, totaling \$63,663. The District received payments totaling \$141,152 in fiscal year 2022. All other payments are subject to the awarding of occupancy permits by the Village.

Even with the abatement agreements in place, the District still receives a majority of its revenue from property taxes levied upon its residents. The District has communicated to its community the reliance upon their support for the majority of its operations, and that it will continue to work diligently to plan expenses, staying carefully within the District's five-year financial plan.

The District is committed to living within its financial means, and working with the community in order to garner adequate resources to support a quality educational program.

Contacting the District's Financial Management

This financial report is designed to provide our citizens, taxpayers, and investors and creditors with a general overview of the District's finances and to show the District's accountability for the money it receives. If you have questions about this report or need additional financial information contact: Mark Ingles, Treasurer, Jefferson Local School District, 906 West Main Street, West Jefferson, Ohio 43162.

**JEFFERSON LOCAL SCHOOL DISTRICT
MADISON COUNTY, OHIO**

STATEMENT OF NET POSITION
JUNE 30, 2022

	Governmental Activities
Assets:	
Equity in pooled cash and cash equivalents	\$ 6,402,580
Cash with fiscal agent	1,384,112
Receivables:	
Property taxes	7,861,535
Income taxes	772,245
Payment in lieu of taxes	829,460
Accounts	24,936
Accrued interest	1,302
Intergovernmental	407,042
Prepayments	102,203
Materials and supplies inventory	5,208
Inventory held for resale	12,950
Net OPEB asset	1,183,173
Capital assets:	
Nondepreciable capital assets	254,158
Depreciable capital assets, net	24,410,747
Capital assets, net	24,664,905
Total assets	43,651,651
Deferred outflows of resources:	
Unamortized deferred charges on debt refunding	374,738
Pension	3,582,898
OPEB	402,937
Total deferred outflows of resources	4,360,573
Liabilities:	
Accounts payable	58,290
Accrued wages and benefits payable	911,331
Intergovernmental payable	22,046
Pension obligation payable	214,530
Accrued interest payable	10,233
Claims payable	428,898
Long-term liabilities:	
Due within one year	895,045
Due in more than one year:	
Net pension liability	9,318,981
Net OPEB liability	1,111,949
Other amounts due in more than one year	7,676,748
Total liabilities	20,648,051
Deferred inflows of resources:	
Property taxes levied for the next fiscal year	4,112,063
Payment in lieu of taxes levied for the next fiscal year	414,730
Pension	7,686,560
OPEB	2,110,211
Total deferred inflows of resources	14,323,564
Net position:	
Net investment in capital assets	18,068,820
Restricted for:	
Capital projects	100
Classroom facilities maintenance	99,998
Debt service	2,471,744
State funded programs	172
Federally funded programs	10,740
Food service operations	78,145
Extracurricular	119,630
Other purposes	334,698
Unrestricted (deficit)	(8,143,438)
Total net position	\$ 13,040,609

SEE ACCOMPANYING NOTES TO THE BASIC FINANCIAL STATEMENTS

**JEFFERSON LOCAL SCHOOL DISTRICT
MADISON COUNTY, OHIO**

STATEMENT OF ACTIVITIES
FOR THE FISCAL YEAR ENDED JUNE 30, 2022

	Expenses	Program Revenues			Net (Expense)
		Charges for Services and Sales	Operating Grants and Contributions	Capital Grants and Contributions	Revenue and Changes in Net Position
					Governmental Activities
Governmental activities:					
Instruction:					
Regular	\$ 6,236,290	\$ 209,392	\$ 646,077	\$ -	\$ (5,380,821)
Special	2,912,511	35,876	733,168	-	(2,143,467)
Other	15,133	-	1,749	-	(13,384)
Support services:					
Pupil	573,589	-	250,959	-	(322,630)
Instructional staff	385,222	6,181	36,147	-	(342,894)
Board of education	99,440	-	-	-	(99,440)
Administration	1,184,124	-	134,503	-	(1,049,621)
Fiscal	578,938	-	-	-	(578,938)
Business	23,910	-	93,279	-	69,369
Operations and maintenance	1,504,894	390	18,997	3,500	(1,482,007)
Pupil transportation	623,472	-	42,697	-	(580,775)
Central	554,638	-	5,400	-	(549,238)
Operation of non-instructional services:					
Food service operations	636,339	48,824	670,623	-	83,108
Other non-instructional services	54,902	-	54,902	-	-
Extracurricular activities	566,075	167,681	1,562	1,700,000	1,303,168
Interest and fiscal charges	202,145	-	-	-	(202,145)
Totals	<u>\$ 16,151,622</u>	<u>\$ 468,344</u>	<u>\$ 2,690,063</u>	<u>\$ 1,703,500</u>	<u>(11,289,715)</u>

General revenues:

Property taxes levied for:

General purposes	6,966,674
Classroom facilities maintenance	86,717
Debt service	863,344
School district income tax	2,059,555
Payments in lieu of taxes	2,133,573
Grants and entitlements not restricted to specific programs	5,088,829
Investment earnings	17,605
Miscellaneous	35,601
Total general revenues	<u>17,251,898</u>

Change in net position 5,962,183

Net position at beginning of year 7,078,426

Net position at end of year \$ 13,040,609

SEE ACCOMPANYING NOTES TO THE BASIC FINANCIAL STATEMENTS

**JEFFERSON LOCAL SCHOOL DISTRICT
MADISON COUNTY, OHIO**

BALANCE SHEET
GOVERNMENTAL FUNDS
JUNE 30, 2022

	General	Debt Service	Nonmajor Governmental Funds	Total Governmental Funds
Assets:				
Equity in pooled cash and cash equivalents	\$ 3,868,158	\$ 2,017,442	\$ 513,098	\$ 6,398,698
Receivables:				
Property taxes	6,883,833	896,719	80,983	7,861,535
Income taxes	772,245	-	-	772,245
Payment in lieu of taxes	728,980	91,424	9,056	829,460
Accounts	23,891	-	1,045	24,936
Accrued interest	1,302	-	-	1,302
Interfund loans	4,000	-	-	4,000
Intergovernmental	63,602	-	343,440	407,042
Prepayments	99,704	-	2,499	102,203
Materials and supplies inventory	-	-	5,208	5,208
Inventory held for resale	-	-	12,950	12,950
Due from other funds	220,369	-	-	220,369
Restricted assets:				
Equity in pooled cash and cash equivalents	3,882	-	-	3,882
Total assets	<u>\$ 12,669,966</u>	<u>\$ 3,005,585</u>	<u>\$ 968,279</u>	<u>\$ 16,643,830</u>
Liabilities:				
Accounts payable	\$ 29,365	\$ -	\$ 28,925	\$ 58,290
Accrued wages and benefits payable	902,568	-	8,763	911,331
Intergovernmental payable	21,956	-	90	22,046
Pension obligation payable	201,012	-	13,518	214,530
Interfund loans payable	-	-	4,000	4,000
Due to other funds	-	-	220,369	220,369
Total liabilities	<u>1,154,901</u>	<u>-</u>	<u>275,665</u>	<u>1,430,566</u>
Deferred inflows of resources:				
Property taxes levied for the next fiscal year	3,584,226	488,129	39,708	4,112,063
Payment in lieu of taxes levied for the next fiscal year	364,490	45,712	4,528	414,730
Delinquent property tax revenue not available	434,745	53,719	5,783	494,247
Income tax revenue not available	143,803	-	-	143,803
Intergovernmental revenue not available	47,118	-	6,381	53,499
Total deferred inflows of resources	<u>4,574,382</u>	<u>587,560</u>	<u>56,400</u>	<u>5,218,342</u>
Fund balances:				
Nonspendable:				
Materials and supplies inventory	-	-	5,208	5,208
Prepays	99,704	-	2,499	102,203
Restricted:				
Debt service	-	2,418,025	-	2,418,025
Capital improvements	-	-	100	100
Classroom facilities maintenance	-	-	94,215	94,215
Food service operations	-	-	72,937	72,937
State funded programs	-	-	172	172
Federally funded programs	-	-	6,764	6,764
Extracurricular	-	-	119,630	119,630
School bus purchases	3,882	-	-	3,882
Scholarships	-	-	312,594	312,594
Other purposes	-	-	22,104	22,104
Assigned:				
Student instruction	2,316	-	-	2,316
Student and staff support	38,339	-	-	38,339
Subsequent year's appropriations	331,750	-	-	331,750
School supplies	30,702	-	-	30,702
Public school support	99,351	-	-	99,351
Unassigned (deficit)	6,334,639	-	(9)	6,334,630
Total fund balances	<u>6,940,683</u>	<u>2,418,025</u>	<u>636,214</u>	<u>9,994,922</u>
Total liabilities, deferred inflows and fund balances	<u>\$ 12,669,966</u>	<u>\$ 3,005,585</u>	<u>\$ 968,279</u>	<u>\$ 16,643,830</u>

SEE ACCOMPANYING NOTES TO THE BASIC FINANCIAL STATEMENTS

**JEFFERSON LOCAL SCHOOL DISTRICT
MADISON COUNTY, OHIO**

RECONCILIATION OF TOTAL GOVERNMENTAL FUND BALANCES TO
NET POSITION OF GOVERNMENTAL ACTIVITIES
JUNE 30, 2022

Total governmental fund balances		\$	9,994,922
<i>Amounts reported for governmental activities on the statement of net position are different because:</i>			
Capital assets used in governmental activities are not financial resources and therefore are not reported in the funds.			24,664,905
Other long-term assets are not available to pay for current-period expenditures and therefore are deferred inflows in the funds.			
Property taxes receivable	\$	494,247	
Income taxes receivable		143,803	
Intergovernmental receivable		53,499	
Total		691,549	691,549
An internal service fund is used by management to charge the costs of insurance to individual funds. The assets and liabilities of the internal service fund are included in governmental activities on the statement of net position.			955,214
Unamortized premiums on bonds issued are not recognized in the funds.			(471,100)
Unamortized amounts on refundings are not recognized in the funds.			374,738
Accrued interest payable is not due and payable in the current period and therefore is not reported in the funds.			(10,233)
The net pension/OPEB assets & liabilities are not due and payable in the current period; therefore, the assets, liabilities and related deferred inflows/outflows are not reported in governmental funds.			
Deferred outflows - pension		3,582,898	
Deferred inflows - pension		(7,686,560)	
Net pension liability		(9,318,981)	
Deferred outflows - OPEB		402,937	
Deferred inflows - OPEB		(2,110,211)	
Net OPEB asset		1,183,173	
Net OPEB liability		(1,111,949)	
Total		(15,058,693)	(15,058,693)
Long-term liabilities, including bonds payable, are not due and payable in the current period and therefore are not reported in the funds.			
General obligation bonds		(6,440,000)	
Lease obligations		(59,723)	
Compensated absences		(1,600,970)	
Total		(8,100,693)	(8,100,693)
Net position of governmental activities		\$	13,040,609

SEE ACCOMPANYING NOTES TO THE BASIC FINANCIAL STATEMENTS

**JEFFERSON LOCAL SCHOOL DISTRICT
MADISON COUNTY, OHIO**

STATEMENT OF REVENUES, EXPENDITURES AND CHANGES IN FUND BALANCES
GOVERNMENTAL FUNDS
FOR THE FISCAL YEAR ENDED JUNE 30, 2022

	<u>General</u>	<u>Debt Service</u>	<u>Nonmajor Governmental Funds</u>	<u>Total Governmental Funds</u>
Revenues:				
From local sources:				
Property taxes	\$ 6,772,844	\$ 839,215	\$ 83,744	\$ 7,695,803
Income taxes	2,069,343	-	-	2,069,343
Intergovernmental	5,538,361	212,525	2,002,340	7,753,226
Investment earnings	10,066	-	222	10,288
Tuition and fees	224,784	-	-	224,784
Extracurricular	29,331	-	165,015	194,346
Rental income	390	-	-	390
Charges for services	-	-	48,824	48,824
Contributions and donations	3,814	-	7,785	11,599
Payment in lieu of taxes	2,054,529	71,935	7,109	2,133,573
Miscellaneous	43,468	-	-	43,468
Total revenues	<u>16,746,930</u>	<u>1,123,675</u>	<u>2,315,039</u>	<u>20,185,644</u>
Expenditures:				
Current:				
Instruction:				
Regular	5,947,875	-	636,451	6,584,326
Special	2,774,298	-	272,162	3,046,460
Other	13,490	-	1,643	15,133
Support services:				
Pupil	504,968	-	78,319	583,287
Instructional staff	377,927	-	33,694	411,621
Board of education	100,791	-	-	100,791
Administration	1,133,724	-	126,363	1,260,087
Fiscal	553,195	41,980	1,812	596,987
Business	10,954	-	-	10,954
Operations and maintenance	1,433,821	-	200,263	1,634,084
Pupil transportation	620,716	-	7,600	628,316
Central	513,666	-	5,400	519,066
Operation of non-instructional services:				
Food service operations	-	-	619,614	619,614
Other non-instructional services	-	-	54,902	54,902
Extracurricular activities	424,808	-	164,629	589,437
Facilities acquisition and construction	34,725	-	-	34,725
Capital outlay	70,486	-	-	70,486
Debt service:				
Principal retirement	10,763	161,429	-	172,192
Interest and fiscal charges	2,985	145,888	-	148,873
Accretion on capital appreciation bonds	-	628,571	-	628,571
Total expenditures	<u>14,529,192</u>	<u>977,868</u>	<u>2,202,852</u>	<u>17,709,912</u>
Excess of revenues over expenditures	<u>2,217,738</u>	<u>145,807</u>	<u>112,187</u>	<u>2,475,732</u>
Other financing sources (uses):				
Transfers in	3,609	-	8,291	11,900
Transfers (out)	-	-	(11,900)	(11,900)
Lease transaction	70,486	-	-	70,486
Total other financing sources (uses)	<u>74,095</u>	<u>-</u>	<u>(3,609)</u>	<u>70,486</u>
Net change in fund balances	2,291,833	145,807	108,578	2,546,218
Fund balances at beginning of year	<u>4,648,850</u>	<u>2,272,218</u>	<u>527,636</u>	<u>7,448,704</u>
Fund balances at end of year	<u>\$ 6,940,683</u>	<u>\$ 2,418,025</u>	<u>\$ 636,214</u>	<u>\$ 9,994,922</u>

SEE ACCOMPANYING NOTES TO THE BASIC FINANCIAL STATEMENTS

**JEFFERSON LOCAL SCHOOL DISTRICT
MADISON COUNTY, OHIO**

RECONCILIATION OF THE STATEMENT OF REVENUES, EXPENDITURES
AND CHANGES IN FUND BALANCES OF GOVERNMENTAL FUNDS
TO THE STATEMENT OF ACTIVITIES
FOR THE FISCAL YEAR ENDED JUNE 30, 2022

Net change in fund balances - total governmental funds	\$	2,546,218
<i>Amounts reported for governmental activities in the statement of activities are different because:</i>		
Governmental funds report capital outlays as expenditures. However, in the statement of activities, the cost of those assets is allocated over their estimated useful lives as depreciation expense.		
Capital asset additions	\$ 279,584	
Current year depreciation	(819,448)	
Total		(539,864)
The net effect of various miscellaneous transactions involving capital assets (i.e., sales, disposals, trade-ins, and donations) is to increase net position.		
		1,700,000
Revenues in the statement of activities that do not provide current financial resources are not reported as revenues in the funds.		
Property taxes	220,932	
Income taxes	(9,788)	
Intergovernmental	29,717	
Total		240,861
Repayment of bond and lease principal is an expenditure in the governmental funds, but the repayment reduces long-term liabilities on the statement of net position.		
		800,763
Issuance of leases are recorded as other financing sources in the funds; however, in the statement of activities, they are not reported as other financing sources as they increase liabilities on the statement of net position.		
		(70,486)
In the statement of activities, interest is accrued on outstanding bonds, whereas in governmental funds, an interest expenditure is reported when due. The following items resulted in additional interest being reported in the statement of activities:		
Accreted interest on capital appreciation bonds	(66,264)	
Amortization of bond premiums	63,519	
Amortization of deferred charges	(50,527)	
Total		(53,272)
Contractually required contributions are reported as expenditures in governmental funds; however, the statement of net position reports these amounts as deferred outflows.		
Pension	1,279,922	
OPEB	35,155	
Total		1,315,077
Except for amounts reported as deferred inflows/outflows, changes in the net pension/OPEB liability/asset are reported as pension/OPEB expense in the statement of activities.		
Pension	238,347	
OPEB	97,195	
Total		335,542
Some expenses reported in the statement of activities, such as compensated absences, do not require the use of current financial resources and therefore are not reported as expenditures in governmental funds.		
		(258,782)
An internal service fund used by management to charge the costs of insurance to individual funds is not reported in the district-wide statement of activities. Governmental fund expenditures and the related internal service fund revenues are eliminated. The net revenue (expense) of the internal service fund is allocated among the governmental activities.		
		(53,874)
Change in net position of governmental activities	\$	5,962,183

SEE ACCOMPANYING NOTES TO THE BASIC FINANCIAL STATEMENTS

**JEFFERSON LOCAL SCHOOL DISTRICT
MADISON COUNTY, OHIO**

STATEMENT OF REVENUES, EXPENDITURES AND CHANGES IN
FUND BALANCE - BUDGET AND ACTUAL (NON-GAAP BUDGETARY BASIS)
GENERAL FUND
FOR THE FISCAL YEAR ENDED JUNE 30, 2022

	<u>Budgeted Amounts</u>			Variance with Final Budget Positive (Negative)
	<u>Original</u>	<u>Final</u>	<u>Actual</u>	
Revenues:				
Property taxes	\$ 5,895,000	\$ 6,689,818	\$ 6,935,853	\$ 246,035
Income taxes	1,622,338	1,787,015	1,986,966	199,951
Intergovernmental	4,822,500	5,509,166	5,679,733	170,567
Investment earnings	65,000	37,000	9,697	(27,303)
Tuition and fees	761,000	324,969	205,025	(119,944)
Rental income	2,000	-	390	390
Payment in lieu of taxes	500,000	554,000	1,956,165	1,402,165
Miscellaneous	707,832	1,265,452	16,350	(1,249,102)
Total revenues	<u>14,375,670</u>	<u>16,167,420</u>	<u>16,790,179</u>	<u>622,759</u>
Expenditures:				
Current:				
Instruction:				
Regular	6,341,636	6,377,617	6,197,337	180,280
Special	2,828,409	2,844,457	2,827,020	17,437
Other	13,672	13,750	13,490	260
Support services:				
Pupil	668,470	672,263	513,599	158,664
Instructional staff	480,075	482,799	391,047	91,752
Board of education	119,329	120,006	104,891	15,115
Administration	1,184,942	1,191,665	1,149,353	42,312
Fiscal	570,231	573,466	571,949	1,517
Business	39,783	40,009	24,718	15,291
Operations and maintenance	1,586,046	1,595,045	1,434,963	160,082
Pupil transportation	699,751	703,721	630,538	73,183
Central	592,512	595,874	528,939	66,935
Operation of non-instructional services:				
Extracurricular activities	496,303	499,119	425,356	73,763
Facilities acquisition and construction	40,172	40,400	34,725	5,675
Total expenditures	<u>15,661,331</u>	<u>15,750,191</u>	<u>14,847,925</u>	<u>902,266</u>
Excess of expenditures over/(under) revenues	<u>(1,285,661)</u>	<u>417,229</u>	<u>1,942,254</u>	<u>1,525,025</u>
Other financing sources (uses):				
Refund of prior year's expenditures	34,699	25,000	26,677	1,677
Transfers (out)	(6,000)	(6,000)	(6,000)	-
Advances (out)	(4,000)	(4,000)	(4,000)	-
Total other financing sources (uses)	<u>24,699</u>	<u>15,000</u>	<u>16,677</u>	<u>1,677</u>
Net change in fund balance	(1,260,962)	432,229	1,958,931	1,526,702
Fund balance at beginning of year	1,911,684	1,911,684	1,911,684	-
Prior year encumbrances appropriated	39,140	39,140	39,140	-
Fund balance at end of year	<u>\$ 689,862</u>	<u>\$ 2,383,053</u>	<u>\$ 3,909,755</u>	<u>\$ 1,526,702</u>

SEE ACCOMPANYING NOTES TO THE BASIC FINANCIAL STATEMENTS

**JEFFERSON LOCAL SCHOOL DISTRICT
MADISON COUNTY, OHIO**

STATEMENT OF NET POSITION
PROPRIETARY FUND
JUNE 30, 2022

	<u>Governmental Activities - Internal Service Fund</u>
Assets:	
Current assets:	
Cash with fiscal agent	\$ 1,384,112
Total assets	<u>1,384,112</u>
Liabilities:	
Claims payable	<u>428,898</u>
Total liabilities	<u>428,898</u>
Net position:	
Unrestricted	<u>955,214</u>
Total net position	<u>\$ 955,214</u>

SEE ACCOMPANYING NOTES TO THE BASIC FINANCIAL STATEMENTS

**JEFFERSON LOCAL SCHOOL DISTRICT
MADISON COUNTY, OHIO**

STATEMENT OF REVENUES, EXPENSES AND
CHANGES IN NET POSITION
PROPRIETARY FUND
FOR THE FISCAL YEAR ENDED JUNE 30, 2022

	Governmental Activities - Internal Service Fund
Operating revenues:	
Sales/charges for services	\$ 2,785,453
Total operating revenues	2,785,453
Operating expenses:	
Purchased services	654,976
Claims	2,191,890
Total operating expenses	2,846,866
Operating loss	(61,413)
Nonoperating revenues:	
Interest revenue	7,539
Total nonoperating revenues	7,539
Change in net position	(53,874)
Net position at beginning of year	1,009,088
Net position at end of year	\$ 955,214

SEE ACCOMPANYING NOTES TO THE BASIC FINANCIAL STATEMENTS

**JEFFERSON LOCAL SCHOOL DISTRICT
MADISON COUNTY, OHIO**

STATEMENT OF CASH FLOWS
PROPRIETARY FUND
FOR THE FISCAL YEAR ENDED JUNE 30, 2022

	Governmental Activities - Internal Service Fund
Cash flows from operating activities:	
Cash received from charges for services	\$ 2,785,453
Cash payments for purchased services	(654,976)
Cash payments for claims	(1,962,675)
	167,802
Cash flows from investing activities:	
Interest received	7,539
	7,539
Net cash provided by investing activities	7,539
Net increase in cash and cash equivalents	175,341
Cash and cash equivalents at beginning of year	1,208,771
Cash and cash equivalents at end of year	\$ 1,384,112
Reconciliation of operating loss to net cash provided by operating activities:	
Operating loss	\$ (61,413)
Changes in assets and liabilities:	
Claims payable	229,215
Net cash provided by operating activities	\$ 167,802

SEE ACCOMPANYING NOTES TO THE BASIC FINANCIAL STATEMENTS

**JEFFERSON LOCAL SCHOOL DISTRICT
MADISON COUNTY, OHIO**

STATEMENT OF FIDUCIARY NET POSITION
FIDUCIARY FUNDS
JUNE 30, 2022

	<u>Custodial</u>
Assets:	
Equity in pooled cash and cash equivalents	\$ 2,000
Total assets	<u>2,000</u>
Net position:	
Restricted for individuals, organizations and other governments	<u>2,000</u>
Total net position	<u>\$ 2,000</u>

SEE ACCOMPANYING NOTES TO THE BASIC FINANCIAL STATEMENTS

**JEFFERSON LOCAL SCHOOL DISTRICT
MADISON COUNTY, OHIO**

STATEMENT OF CHANGES IN FIDUCIARY NET POSITION
FIDUCIARY FUNDS
FOR THE FISCAL YEAR ENDED JUNE 30, 2022

	<u>Custodial</u>
Additions:	
Gifts and contributions	\$ 1,000
Total additions	<u>1,000</u>
Deductions:	
Scholarships awarded	<u>500</u>
Total deductions	<u>500</u>
Excess of additions over deductions	500
Net position at beginning of year	<u>1,500</u>
Net position at end of year	<u><u>\$ 2,000</u></u>

SEE ACCOMPANYING NOTES TO THE BASIC FINANCIAL STATEMENTS

**JEFFERSON LOCAL SCHOOL DISTRICT
MADISON COUNTY, OHIO**

NOTES TO THE BASIC FINANCIAL STATEMENTS
FOR THE FISCAL YEAR ENDED JUNE 30, 2022

NOTE 1 - DESCRIPTION OF THE SCHOOL DISTRICT

The Jefferson Local School District (the “District”) is a body politic and corporate established for the purpose of exercising the rights and privileges conveyed to it by the constitution and laws of the State of Ohio. The District is a local school district as defined by Section 3311.03 of the Ohio Revised Code. The District operates under an elected Board of Education (5 members) and is responsible for the provision of public education to residents of the District.

The District is staffed by 38 non-certified employees and 89 certified full-time teaching personnel who provide services to 1,017 students and other community members. The District currently operates 2 instructional buildings and 1 administrative building.

NOTE 2 - SUMMARY OF SIGNIFICANT ACCOUNTING POLICIES

The basic financial statements of the District have been prepared in conformity with accounting principles generally accepted in the United States of America (GAAP) as applied to governmental units. The Governmental Accounting Standards Board (GASB) is the accepted standard-setting body for establishing governmental accounting and financial reporting principles. The District’s significant accounting policies are described below.

A. Reporting Entity

The reporting entity has been defined in accordance with GASB Statement No. 14, “The Financial Reporting Entity” as amended by GASB Statement No. 39, “Determining Whether Certain Organizations Are Component Units” and GASB Statement No. 61, “The Financial Reporting Entity: Omnibus an amendment of GASB Statements No. 14 and No. 34”. The reporting entity is composed of the primary government and component units. The primary government consists of all funds, departments, boards and agencies that are not legally separate from the District. For the District, this includes general operations, food service, and student related activities of the District.

Component units are legally separate organizations for which the District is financially accountable. The District is financially accountable for an organization if the District appoints a voting majority of the organization’s Governing Board and (1) the District is able to significantly influence the programs or services performed or provided by the organization; or (2) the District is legally entitled to or can otherwise access the organization’s resources; or (3) the District is legally obligated or has otherwise assumed the responsibility to finance the deficits of, or provide financial support to, the organization; or (4) the District is obligated for the debt of the organization. Component units may also include organizations that are fiscally dependent on the District in that the District approves the budget, the issuance of debt or the levying of taxes. Certain organizations are also included as component units if the nature and significance of the relationship between the primary government and the organization is such that exclusion by the primary government would render the primary government’s financial statements incomplete or misleading. Based upon the application of these criteria, the District has no component units. The basic financial statements of the reporting entity include only those of the District (the primary government).

The following organizations are described due to their relationship to the District:

JOINTLY GOVERNED ORGANIZATIONS

META Solutions

The District is a participant in META Solutions which is a computer consortium that was the result of a merger between Tri-Rivers Educational Computer Association (TRECA) and the Metropolitan Educational Council (MEC). META Solutions develops, implements and supports the technology and instructional needs of schools in a cost-effective manner. META Solutions provides instructional, core, technology and purchasing services for its member districts. The Board of Directors consists of the Superintendents from eight of the member districts. During fiscal year 2022, the District paid META Solutions \$84,263 for services. Financial information can be obtained from META Solutions Treasurer, 100 Executive Drive, Marion, Ohio 43302.

**JEFFERSON LOCAL SCHOOL DISTRICT
MADISON COUNTY, OHIO**

NOTES TO THE BASIC FINANCIAL STATEMENTS
FOR THE FISCAL YEAR ENDED JUNE 30, 2022

NOTE 2 - SUMMARY OF SIGNIFICANT ACCOUNTING POLICIES - (Continued)

Tolles Career & Technical Center

The Tolles Career & Technical Center is a distinct political subdivision of the State of Ohio operated under the direction of a Board consisting of one representative from each of the seven participating school districts' elected boards, which possesses its own budgeting and taxing authority. To obtain financial information, write to the Tolles Career & Technical Center, Treasurer, at 7877 U.S. Route 42 South, Plain City, Ohio 43064.

PUBLIC ENTITY RISK POOL

Ohio School Boards Association Workers' Compensation Group Rating Plan

The District participates in a group rating plan for workers' compensation as established under Section 4123.29 of the Ohio Revised Code. The Ohio School Boards Association Workers' Compensation Group Rating Plan (GRP) was established through the Ohio School Boards Association (OSBA) as a group purchasing pool.

The Plan's business and affairs are conducted by a three member Board of Directors consisting of the President, the President-Elect, and the Immediate Past President of the OSBA. The Executive Director of the OSBA, or his designee, serves as coordinator of the GRP. Each year, the participating school districts pay an enrollment fee to the GRP to cover the costs of administering the program.

Ohio School Plan

The District participates in the Ohio School Plan (the "Plan"), an insurance purchasing pool established under Section 2744.081 of the Ohio Revised Code. The Plan is an unincorporated nonprofit association of its members which enables the participants to provide for a formalized joint insurance purchasing program for maintaining adequate insurance protection and provides risk management programs and other administrative services. The Plan's business and affairs are conducted by a fifteen member board consisting of superintendents, treasurers, the president of Harcum-Schuett Insurance Agency, Inc., and a member of Hylant Group, Inc. Hylant Group, Inc. is the Plan's administrator and is responsible for processing claims. Harcum-Schuett Insurance Agency serves as the sales and marketing representative which establishes agreements between the Plan and its members. Financial information can be obtained from Harcum-Schuett Insurance Agency, 246 East Sycamore Street, Columbus, Ohio 43206.

B. Fund Accounting

The District uses funds to maintain its financial records during the year. A fund is defined as a fiscal and accounting entity with a self-balancing set of accounts. There are three categories of funds: governmental, proprietary and fiduciary.

GOVERNMENTAL FUNDS

Governmental funds are those through which most governmental functions typically are financed. Governmental fund reporting focuses on the sources, uses and balances of current financial resources. Expendable assets of resources are assigned to the various governmental funds according to the purposes for which they may or must be used. Current liabilities are assigned to the fund from which they will be paid. The difference between governmental fund assets and deferred outflows of resources and liabilities and deferred inflows of resources is reported as fund balance. The following are the District's major governmental funds:

General fund - The general fund is used to account for and report all financial resources not accounted for and reported in another fund. The general fund balance is available for any purpose provided it is expended or transferred according to the general laws of Ohio.

Debt service fund - The debt service fund is used to account for the accumulation of resources that are restricted for the repayment of debt.

**JEFFERSON LOCAL SCHOOL DISTRICT
MADISON COUNTY, OHIO**

NOTES TO THE BASIC FINANCIAL STATEMENTS
FOR THE FISCAL YEAR ENDED JUNE 30, 2022

NOTE 2 - SUMMARY OF SIGNIFICANT ACCOUNTING POLICIES - (Continued)

Other governmental funds of the District are used to account for (a) financial resources that are restricted to expenditures for capital outlays including the acquisition or construction of capital facilities and other capital assets and (b) specific revenue sources that are restricted to an expenditure for specified purposes other than debt service or capital projects.

PROPRIETARY FUNDS

Proprietary funds are used to account for the District's ongoing activities which are similar to those often found in the private sector. The District has no enterprise funds. The following is a description of the District's internal service fund:

Internal service fund - The internal service fund is used to account for the financing of goods or services provided by one department or agency to other departments or agencies of the district, or to other governments, on a cost-reimbursement basis. The only internal service fund of the District accounts for a self-insurance program which provides medical, vision and dental benefits to employees.

FIDUCIARY FUNDS

Fiduciary fund reporting focuses on net position and changes in net position. The fiduciary fund category is split into four classifications: pension trust funds, investment trust funds, private-purpose trust funds and custodial funds. Trust funds are distinguished from custodial funds by the existence of a trust agreement or equivalent arrangements that have certain characteristics. Custodial funds are used to report fiduciary activities that are not required to be reported in a trust fund. The District reports custodial funds which are used to account for monies held in a fiscal agent capacity for scholarships.

C. Basis of Presentation and Measurement Focus

Government-Wide Financial Statements - The statement of net position and the statement of activities display information about the District as a whole. These statements include the financial activities of the primary government, except for fiduciary funds. Internal service fund operating activity is eliminated to avoid overstatement of revenues and expenses.

The government-wide statement of activities presents a comparison between direct expenses and program revenues for each function or program of the governmental activities of the District. Direct expenses are those that are specifically associated with a service, program or department and therefore clearly identifiable to a particular function. Program revenues include amounts paid by the recipient of goods or services offered by the program and grants and contributions that are restricted to meeting the operational or capital requirements of a particular program. Revenues not classified as program revenues are presented as general revenues of the District.

The government-wide financial statements are prepared using the economic resources measurement focus. All assets and deferred outflows and all liabilities and deferred inflows associated with the operation of the District are included on the statement of net position.

Fund Financial Statements - Fund financial statements report detailed information about the District. The focus of governmental fund financial statements is on major funds rather than reporting funds by type. Each major fund is presented in a separate column and all nonmajor funds are aggregated into one column. The internal service fund is presented in a single column on the face of the proprietary fund statements. Fiduciary funds are reported by fund type.

**JEFFERSON LOCAL SCHOOL DISTRICT
MADISON COUNTY, OHIO**

NOTES TO THE BASIC FINANCIAL STATEMENTS
FOR THE FISCAL YEAR ENDED JUNE 30, 2022

NOTE 2 - SUMMARY OF SIGNIFICANT ACCOUNTING POLICIES - (Continued)

All governmental funds are accounted for using a flow of current financial resources measurement focus. With this measurement focus, only current assets and deferred outflows and current liabilities and deferred inflows generally are included on the balance sheet. The statement of revenues, expenditures and changes in fund balances reports on the sources (i.e., revenues and other financing sources) and uses (i.e., expenditures and other financing uses) of current financial resources. This approach differs from the manner in which the governmental activities of the government-wide financial statements are prepared. Governmental fund financial statements therefore include a reconciliation with brief explanations to better identify the relationship between the government-wide statements and the statements for governmental funds.

Fiduciary funds present a statement of changes in fiduciary net position which reports additions to and deductions from custodial funds.

Basis of accounting determines when transactions are recorded in the financial records and reported on the financial statements. Government-wide financial statements are prepared using the accrual basis of accounting. Governmental funds use the modified accrual basis of accounting. Fiduciary funds also use the accrual basis of accounting.

Like the government-wide statements, the internal service fund is accounted for on a flow of economic resources measurement focus. All assets and deferred outflows and all liabilities and deferred inflows associated with the operation of this fund are included on the statement of fund net position. The statement of changes in fund net position presents increases (i.e., revenues) and decreases (i.e., expenses) in net total position. The statement of cash flows provides information about how the District finances and meets the cash flow needs of its proprietary activity.

Proprietary funds distinguish operating revenues and expenses from nonoperating items. Operating revenues and expenses generally result from providing services and producing and delivering goods in connection with a proprietary fund's principal ongoing operation. The principal operating revenue of the District's internal service fund is charges for services (premiums). Operating expenses for the internal service fund include claims and administrative expenses. All revenues and expenses not meeting this definition are reported as nonoperating revenues and expenses.

D. Basis of Accounting

Basis of accounting determines when transactions are recorded in the financial records and reported on the financial statements. Government-wide financial statements are prepared using the accrual basis of accounting. Governmental funds use the modified accrual basis of accounting. Proprietary and fiduciary funds also use the accrual basis of accounting.

Revenues - Exchange and Nonexchange Transactions - Revenue resulting from exchange transactions, in which each party gives and receives essentially equal value, is recorded on the accrual basis when the exchange takes place. On a modified accrual basis, revenue is recorded in the fiscal year in which the resources are measurable and become available. Available means that the resources will be collected within the current fiscal year or are expected to be collected soon enough thereafter to be used to pay liabilities of the current fiscal year. For the District, available means expected to be received within sixty days of fiscal year end.

Nonexchange transactions, in which the District receives value without directly giving equal value in return, include property and income taxes, payment in lieu of taxes, grants, entitlements and donations. On an accrual basis, revenue from property taxes is recognized in the fiscal year for which the taxes are levied (See Note 6).

Revenue from income taxes is recognized in the fiscal year in which the underlying exchange transaction occurred (See Note 7).

**JEFFERSON LOCAL SCHOOL DISTRICT
MADISON COUNTY, OHIO**

NOTES TO THE BASIC FINANCIAL STATEMENTS
FOR THE FISCAL YEAR ENDED JUNE 30, 2022

NOTE 2 - SUMMARY OF SIGNIFICANT ACCOUNTING POLICIES - (Continued)

Revenue from grants, entitlements and donations is recognized in the fiscal year in which all eligibility requirements have been satisfied. Eligibility requirements include timing requirements, which specify the year when the resources are required to be used or the fiscal year when use is first permitted, matching requirements, in which the District must provide local resources to be used for a specified purpose, and expenditure requirements, in which the resources are provided to the District on a reimbursement basis. On a modified accrual basis, revenue from nonexchange transactions must also be available before it can be recognized.

Under the modified accrual basis, the following revenue sources are considered to be both measurable and available at fiscal year end: property taxes available as an advance, income taxes, payment in lieu of taxes, interest, tuition, grants, student fees and rentals.

Deferred Outflows of Resources and Deferred Inflows of Resources - In addition to assets, the government-wide statement of net position will report a separate section for deferred outflows of resources. Deferred outflows of resources, represents a consumption of net position that applies to a future period and will not be recognized as an outflow of resources (expense/expenditure) until then. For the District, see Notes 12 and 13 for deferred outflows of resources related the District's net pension liability and net OPEB liability/asset, respectively. In addition, deferred outflows of resources include a deferred charge on debt refunding. A deferred charge on refunding results from the difference in the carrying value of refunded debt and its reacquisition price. This amount is deferred and amortized over the shorter of the life of the refunded or refunding debt.

In addition to liabilities, both the government-wide statement of net position and the governmental fund financial statements report a separate section for deferred inflows of resources. Deferred inflows of resources represent an acquisition of net position that applies to a future period and will not be recognized as an inflow of resources (revenue) until that time. For the District, deferred inflows of resources include property taxes, payments in lieu of taxes and unavailable revenue. Property taxes and payments in lieu of taxes represent amounts for which there is an enforceable legal claim as of June 30, 2022, but which were levied to finance fiscal year 2023 operations. These amounts have been recorded as a deferred inflow of resources on both the government-wide statement of net position and the governmental fund financial statements. Unavailable revenue is reported only on the governmental funds balance sheet, and represents receivables which will not be collected within the available period. For the District unavailable revenue includes, but is not limited to, delinquent property taxes, income taxes, and intergovernmental grants. These amounts are deferred and recognized as an inflow of resources in the period the amounts become available.

For the District, see Notes 12 and 13 for deferred inflows of resources related to the District's net pension liability and net OPEB liability/asset, respectively. This deferred inflow of resources is only reported on the government-wide statement of net position.

Expenses/Expenditures - On the accrual basis of accounting, expenses are recognized at the time they are incurred. The entitlement value of donated commodities received during the year is reported in the statement of revenues, expenditures and changes in fund balances as an expenditure with a like amount reported as intergovernmental revenue.

The measurement focus of governmental fund accounting is on decreases in net financial resources (expenditures) rather than expenses. Expenditures are generally recognized in the accounting period in which the related fund liability is incurred, if measurable. Allocations of cost, such as depreciation and amortization, are not recognized in governmental funds.

**JEFFERSON LOCAL SCHOOL DISTRICT
MADISON COUNTY, OHIO**

NOTES TO THE BASIC FINANCIAL STATEMENTS
FOR THE FISCAL YEAR ENDED JUNE 30, 2022

NOTE 2 - SUMMARY OF SIGNIFICANT ACCOUNTING POLICIES - (Continued)

E. Budgets

The District is required by State statute to adopt an annual appropriated cash basis budget for all funds except custodial funds. The specific timetable for fiscal year 2022 is as follows:

1. Prior to January 15, the Superintendent and Treasurer submit to the Board of Education a proposed operating budget for the fiscal year commencing the following July 1. The budget includes proposed expenditures and the means of financing for all funds. Public hearings are publicized and conducted to obtain taxpayers' comments. The purpose of this budget document is to reflect the need for existing (or increased) tax rates.
2. By no later than January 20, the Board-adopted budget is filed with the Madison County Budget Commission for tax rate determination.
3. Prior to April 1, the Board of Education accepts, by formal resolution, the tax rates as determined by the Budget Commission and receives the Commission's certificate of estimated resources which states the projected revenue of each fund. Prior to July 1, the District must revise its budget so that total contemplated expenditures from any fund during the ensuing year will not exceed the amount stated in the certificate of estimated resources. The revised budget then serves as a basis for the appropriation measure. On or about July 1, the certificate is amended to include any unencumbered balances from the preceding year as reported by the District Treasurer. The certificate may be further amended during the year if projected increases or decreases in revenue are identified by the District Treasurer. The budget figures, as shown in the accompanying budgetary statement, reflect the amounts set forth in the original and final amended certificate issued for fiscal year 2022.
4. By July 1, the annual appropriation resolution is legally enacted by the Board of Education at the fund level of expenditures, which is the legal level of budgetary control. Although the legal level of budgetary control was established at the fund level of expenditures, the District has elected to present budgetary statement comparisons at the fund and function level of expenditures. State statute permits a temporary appropriation to be effective until no later than October 1 of each year. Resolution appropriations by fund must be within the estimated resources as certified by the County Budget Commission and the total of expenditures may not exceed the appropriation totals.
5. Any revisions that alter the total of any fund appropriation must be approved by the Board of Education.
6. Formal budgetary integration is employed as a management control device during the year for all funds consistent with the general obligation bond indenture and other statutory provisions.
7. Appropriation amounts are as originally adopted, or as amended by the Board of Education through the year by supplemental appropriations, which either reallocated or increased the original, appropriated amounts. The Board legally enacted all supplemental appropriations, during fiscal year 2022. The budget figures, as shown in the accompanying budgetary statement, reflect the original and final appropriation amounts, including all amendments approved in the fiscal year.
8. Unencumbered appropriations lapse at year end. Encumbered appropriations are carried forward to the succeeding fiscal year and need not be re-appropriated. Expenditures may not legally exceed budgeted appropriations at the fund level.

F. Cash and Cash Equivalents

To improve cash management, cash received by the District is pooled. Monies for all funds are maintained in this pool. Individual fund integrity is maintained through the District's records. Each fund's interest in the pool is presented as "equity in pooled cash and cash equivalents" on the basic financial statements.

**JEFFERSON LOCAL SCHOOL DISTRICT
MADISON COUNTY, OHIO**

NOTES TO THE BASIC FINANCIAL STATEMENTS
FOR THE FISCAL YEAR ENDED JUNE 30, 2022

NOTE 2 - SUMMARY OF SIGNIFICANT ACCOUNTING POLICIES - (Continued)

During 2022, investments were limited to governmental mutual funds and investments in the State Treasury Asset Reserve of Ohio (STAR Ohio). Except for nonparticipating investment contracts, investments are reported at fair value, which is based on quoted market price. Nonparticipating investment contracts, such as non-negotiable certificates of deposit, are reported at cost.

STAR Ohio (the State Treasury Asset Reserve of Ohio), is an investment pool managed by the State Treasurer's Office which allows governments within the State to pool their funds for investment purposes. STAR Ohio is not registered with the SEC as an investment company, but has adopted Governmental Accounting Standards Board (GASB), Statement No. 79, "Certain External Investment Pools and Pool Participants." The District measures its investment in STAR Ohio at the net asset value (NAV) per share provided by STAR Ohio. The NAV per share is calculated on an amortized cost basis that provides an NAV per share that approximates fair value.

For fiscal year 2022, there were no limitations or restrictions on any participant withdrawals due to redemption notice periods, liquidity fees, or redemption gates. However, notice must be given 24 hours in advance of all deposits and withdrawals exceeding \$100 million. STAR Ohio reserves the right to limit the transaction to \$250 million, requiring the excess amount to be transacted the following business day(s), but only to the \$250 million limit. All accounts of the participant will be combined for these purposes.

Under existing Ohio statutes all investment earnings are assigned to the general fund unless statutorily required to be credited to a specific fund or by policy of the Board of Education. Investment earnings are assigned to the general fund and other nonmajor governmental funds. Interest revenue credited to the general fund during fiscal year 2022 amounted to \$10,066, which includes \$4,218 assigned from other funds.

For purposes of the statement of cash flows and for presentation on the statement of net position, all investments are considered to be cash equivalents.

An analysis of the District's investment account at year end is provided in Note 4.

G. Inventory

On government-wide and fund financial statements, purchased inventories are presented at the lower of cost or market and donated commodities are presented at their entitlement value. Inventories are recorded on a first-in, first-out basis and are expensed when used. Inventories are accounted for using the consumption method on the government-wide statements and the fund financial statements.

On the fund financial statements, reported material and supplies inventory is equally offset by nonspendable fund balance in the governmental funds which indicates that it does not constitute available spendable resources even though it is a component of net current assets.

Inventory consists of expendable supplies held for consumption, donated food and purchased food.

H. Capital Assets

General capital assets are those assets not specifically related to activities reported in the proprietary fund. These assets generally result from expenditures in the governmental funds. These assets are reported in the governmental activities column of the government-wide statement of net position, but are not reported in the fund financial statements.

**JEFFERSON LOCAL SCHOOL DISTRICT
MADISON COUNTY, OHIO**

NOTES TO THE BASIC FINANCIAL STATEMENTS
FOR THE FISCAL YEAR ENDED JUNE 30, 2022

NOTE 2 - SUMMARY OF SIGNIFICANT ACCOUNTING POLICIES - (Continued)

All capital assets are capitalized at cost (or estimated historical cost) and updated for additions and retirements during the year. Donated capital assets are recorded at their acquisition values as of the date received. The District maintains a capitalization threshold of \$3,000. Improvements are capitalized; the costs of normal maintenance and repairs that do not add to the value of the asset or materially extend an asset’s life are not. The District does not possess infrastructure.

All reported capital assets except land are depreciated. Improvements are depreciated over the remaining useful lives of the related capital assets. Depreciation is computed using the straight-line method over the following useful lives:

Description	Governmental Activities Estimated Lives
Land improvements	10 - 20 years
Buildings and improvements	50 years
Furniture and equipment	5 - 20 years
Intangible leased assets	5 years
Vehicles	8 - 15 years

The District is reporting intangible right to use assets related to leased equipment. The intangible assets are being amortized in a systematic and rational manner of the shorter of the lease term or the useful life of the underlying asset.

I. Interfund Balances

On fund financial statements, receivables and payables resulting from short-term interfund loans from the general fund to cover negative cash balances in other governmental funds are classified as “due to/from other funds”. These amounts are eliminated in the governmental activities columns on the statement of net position.

J. Compensated Absences

Compensated absences of the District consist of vacation leave and sick leave liability to the extent that payments to the employee for these absences are attributable to services already rendered and are not contingent on a specific event that is outside the control of the District and the employee.

In accordance with the provisions of GASB Statement No. 16, “Accounting for Compensated Absences”, a liability for vacation leave is accrued if a) the employees’ rights to payment are attributable to services already rendered; and b) it is probable that the employer will compensate the employees for the benefits through paid time off or other means, such as cash payment at termination or retirement. An accrual for earned sick leave is made to the extent that it is probable that the benefits will result in termination (severance) benefits. A liability for severance is accrued using the vesting method; i.e., the liability is based on the sick leave accumulated at June 30, 2022, by those employees who are currently eligible to receive termination (severance) payments, as well as those employees expected to become eligible in the future. For purposes of establishing a liability for sick leave on employees expected to become eligible to retire in the future, all employees at least 50 years of age with 10 years of service or any age with at least 15 years of service, were considered expected to become eligible to retire in accordance with GASB Statement No. 16.

The total liability for vacation and sick leave payments has been calculated using pay rates in effect at June 30, 2022 and reduced to the maximum payment allowed by labor contract and/or statute, plus any applicable additional salary related payments.

**JEFFERSON LOCAL SCHOOL DISTRICT
MADISON COUNTY, OHIO**

NOTES TO THE BASIC FINANCIAL STATEMENTS
FOR THE FISCAL YEAR ENDED JUNE 30, 2022

NOTE 2 - SUMMARY OF SIGNIFICANT ACCOUNTING POLICIES - (Continued)

The entire compensated absence liability is reported on the government-wide financial statements.

For governmental fund financial statements, the current portion of unpaid compensated absences is the amount expected to be paid using expendable available resources. These amounts are recorded in the account “compensated absences payable” in the fund from which the employees who have accumulated unpaid leave are paid. The noncurrent portion of the liability is not reported.

K. Accrued Liabilities and Long-Term Obligations

All payables, accrued liabilities and long-term obligations are reported in the government-wide financial statements, and all payables, accrued liabilities and long-term obligations payable from the internal service fund are reported on the proprietary fund financial statements.

In general, governmental fund payables and accrued liabilities that, once incurred, are paid in a timely manner and in full from current financial resources, are reported as obligations of the funds. However, claims and compensated absences that will be paid from governmental funds are reported as a liability in the fund financial statements only to the extent that they are due for payment during the current year. Bonds and notes are recognized as a liability on the fund financial statements when due. Net pension/OPEB liability should be recognized in the governmental funds to the extent that benefit payments are due and payable and the pension/OPEB plan’s fiduciary net position is not sufficient for payment of those benefits.

L. Fund Balance

Fund balance is divided into five classifications based primarily on the extent to which the District is bound to observe constraints imposed upon the use of the resources in the governmental funds. The classifications are as follows:

Nonspendable - The nonspendable fund balance classification includes amounts that cannot be spent because they are not in spendable form or legally required to be maintained intact. The “not in spendable form” criterion includes items that are not expected to be converted to cash. It also includes the long-term amount of loans receivable.

Restricted - Fund balance is reported as restricted when constraints are placed on the use of resources that are either externally imposed by creditors (such as through debt covenants), grantors, contributors, or laws or regulations of other governments, or imposed by law through constitutional provisions or enabling legislation.

Committed - The committed fund balance classification includes amounts that can be used only for the specific purposes imposed by a formal action (resolution) of the District Board of Education (the highest level of decision making authority). Those committed amounts cannot be used for any other purpose unless the District Board of Education removes or changes the specified use by taking the same type of action (resolution) it employed to previously commit those amounts. Committed fund balance also incorporates contractual obligations to the extent that existing resources in the fund have been specifically committed for use in satisfying those contractual requirements.

Assigned - Amounts in the assigned fund balance classification are intended to be used by the District for specific purposes but do not meet the criteria to be classified as restricted nor committed. In governmental funds other than the general fund, assigned fund balance represents the remaining amount that is not restricted or committed. In the general fund, assigned amounts represent intended uses established by policies of the District Board of Education, which includes giving the Treasurer the authority to constrain monies for intended purposes.

**JEFFERSON LOCAL SCHOOL DISTRICT
MADISON COUNTY, OHIO**

NOTES TO THE BASIC FINANCIAL STATEMENTS
FOR THE FISCAL YEAR ENDED JUNE 30, 2022

NOTE 2 - SUMMARY OF SIGNIFICANT ACCOUNTING POLICIES - (Continued)

Unassigned - Unassigned fund balance is the residual classification for the general fund and includes all spendable amounts not contained in the other classifications. In other governmental funds, the unassigned classification is only used to report a deficit fund balance resulting from overspending for specific purposes for which amounts had been restricted, committed, or assigned.

The District applies restricted resources first when expenditures are incurred for purposes for which restricted and unrestricted (committed, assigned, and unassigned) fund balance is available. Similarly, within unrestricted fund balance, committed amounts are reduced first followed by assigned, and then unassigned amounts when expenditures are incurred for purposes for which amounts in any of the unrestricted fund balance classifications could be used.

M. Net Position

Net position represents the difference between assets and deferred outflows and liabilities and deferred inflows. The net position component “net investment in capital assets,” consists of capital assets, net of accumulated depreciation, reduced by the outstanding balances of any borrowing used for the acquisition, construction or improvement of those assets. Deferred outflows of resources and deferred inflows of resources that are attributable to the acquisition, construction or improvement of those assets or related debt also should be included in this component of net position. Net position is reported as restricted when there are limitations imposed on its use either through the enabling legislation adopted by the District or through external restrictions imposed by creditors, grantors or laws or regulations of other governments. The amount restricted for other purposes represents amounts restricted for school bus purchases by the State of Ohio.

The District applies restricted resources first when an expense is incurred for purposes for which both restricted and unrestricted net position is available.

N. Prepayments

Certain payments to vendors reflect the costs applicable to future accounting periods and are recorded as prepaid items in both government-wide and fund financial statements. These items are reported as assets on the balance sheet using the consumption method. A current asset for the prepaid amounts is recorded at the time of the purchase and the expenditure/expense is reported in the year in which services are consumed.

On the fund financial statements, reported prepayments are equally offset by nonspendable fund balance in the governmental funds which indicates that it does not constitute available spendable resources even though it is a component of net current assets.

O. Estimates

The preparation of the basic financial statements in conformity with GAAP requires management to make estimates and assumptions that affect the amounts reported on the basic financial statements and accompanying notes. Actual results may differ from those estimates.

P. Restricted Assets

Restricted assets in the general fund represent cash and cash equivalents that are restricted in use by State statute. Restricted assets represent monies received from the State of Ohio that are restricted for school bus purchases. The District had \$3,882 in restricted cash assets at June 30, 2022. See Note 16 for detail.

**JEFFERSON LOCAL SCHOOL DISTRICT
MADISON COUNTY, OHIO**

NOTES TO THE BASIC FINANCIAL STATEMENTS
FOR THE FISCAL YEAR ENDED JUNE 30, 2022

NOTE 2 - SUMMARY OF SIGNIFICANT ACCOUNTING POLICIES - (Continued)

Q. Interfund Activity

Exchange transactions between funds are reported as revenues in the seller funds and as expenditures/expenses in the purchaser funds. Flows of cash or goods from one fund to another without a requirement for repayment are reported as interfund transfers. Interfund transfers are reported as other financing sources/uses in governmental funds and after nonoperating revenues/expenses in proprietary fund. Repayments from funds responsible for particular expenditures/expenses to the funds that initially paid for them are not presented on the basic financial statements.

R. Unamortized Bond Premiums and Discounts / Accounting Gain or Loss

Bond premiums are deferred and amortized over the term of the bonds. Using the straight-line method, which approximates the effective interest method, bond premiums are presented as an addition to the face amount of the bonds.

For advance refundings resulting in the defeasance of debt, the difference between the reacquisition price and the net carrying amount of the old debt is deferred and amortized as a component of interest expense. This accounting gain or loss is amortized over the remaining life of the old debt or the life of the new debt, whichever is shorter and is presented as a deferred outflow of resources.

On the governmental fund financial statements bond premiums are recognized in the current period. A reconciliation between the bonds face value and the amount reported on the statement of net position is presented in Note 10.

S. Pensions/Other Postemployment Benefits (OPEB)

For purposes of measuring the net pension/OPEB liability, net OPEB asset, deferred outflows of resources and deferred inflows of resources related pensions/OPEB, and pension/OPEB expense, information about the fiduciary net position of the pension/OPEB plans and additions to/deductions from their fiduciary net position have been determined on the same basis as they are reported by the pension/OPEB plan. For this purpose, benefit payments (including refunds of employee contributions) are recognized when due and payable in accordance with the benefit terms. The pension/OPEB plans report investments at fair value.

T. Extraordinary and Special Items

Extraordinary items are transactions or events that are both unusual in nature and infrequent in occurrence. Special items are transactions or events that are within the control of the Board of Education and that are either unusual in nature or infrequent in occurrence. The District had no extraordinary or special items during fiscal year 2022.

U. Fair Value

The District categorizes its fair value measurements within the fair value hierarchy established by generally accepted accounting principles. The hierarchy is based on the valuation inputs used to measure the fair value of the asset. Level 1 inputs are quoted prices in active markets for identical assets; Level 2 inputs are significant other observable inputs; Level 3 inputs are significant unobservable inputs.

**JEFFERSON LOCAL SCHOOL DISTRICT
MADISON COUNTY, OHIO**

NOTES TO THE BASIC FINANCIAL STATEMENTS
FOR THE FISCAL YEAR ENDED JUNE 30, 2022

NOTE 3 - ACCOUNTABILITY AND COMPLIANCE

A. Change in Accounting Principles

For fiscal year 2022, the District has implemented GASB Statement No. 87, "Leases", GASB Implementation Guide 2019-3, "Leases", GASB Statement No. 89, "Accounting for Interest Cost Incurred before the End of a Construction Period", GASB Implementation Guide 2020-1, "Implementation Guide Update - 2020", GASB Statement No. 92, "Omnibus 2020", GASB Statement No. 93, "Replacement of Interbank Offered Rates", GASB Statement No. 97, "Certain Component Unit Criteria, and Accounting and Financial Reporting for Internal Revenue Code Section 457 Deferred Compensation Plans—an amendment of GASB Statements No. 14 and No. 84, and a supersession of GASB Statement No. 32" and certain paragraphs of GASB Statement No. 99, "Omnibus 2022".

GASB Statement No. 87 and GASB Implementation Guide 2019-3 enhance the relevance and consistency of information of the government's leasing activities. It establishes requirements for lease accounting based on the principle that leases are financings of the right to use an underlying asset. A lessee is required to recognize a lease liability and an intangible right to use lease asset, and a lessor is required to recognize a lease receivable and a deferred inflow of resources.

The District recognized \$59,723 in governmental activities in leases payable at June 30, 2022.

GASB Statement No. 89 establishes accounting requirements for interest cost incurred before the end of a construction period. GASB Statement No. 89 requires that interest cost incurred before the end of a construction period be recognized as an expense in the period in which the cost is incurred for financial statements prepared using the economic resources measurement focus. GASB Statement No. 89 also reiterates that financial statements prepared using the current financial resources measurement focus, interest cost incurred before the end of a construction period should be recognized as an expenditure on a basis consistent with governmental fund accounting principles. The implementation of GASB Statement No. 89 did not have an effect on the financial statements of the District.

GASB Implementation Guide 2020-1 provides clarification on issues related to previously established GASB guidance. The implementation of GASB Implementation Guide 2020-1 did not have an effect on the financial statements of the District.

GASB Statement No. 92 enhances comparability in accounting and financial reporting and to improve the consistency of authoritative literature by addressing practice issues that have been identified during implementation and application of certain GASB Statements. The implementation of GASB Statement No. 92 did not have an effect on the financial statements of the District.

GASB Statement No. 93 establishes accounting and financial reporting requirements related to the replacement of Interbank Offered Rates (IBORs) in hedging derivative instruments and leases. It also identifies appropriate benchmark interest rates for hedging derivative instruments. The implementation of GASB Statement No. 93 did not have an effect on the financial statements of the District.

**JEFFERSON LOCAL SCHOOL DISTRICT
MADISON COUNTY, OHIO**

NOTES TO THE BASIC FINANCIAL STATEMENTS
FOR THE FISCAL YEAR ENDED JUNE 30, 2022

NOTE 3 - ACCOUNTABILITY AND COMPLIANCE - (Continued)

GASB Statement No. 97 is to (1) increase consistency and comparability related to the reporting of fiduciary component units in circumstances in which a potential component unit does not have a governing board and the primary government performs the duties that a governing board typically would perform; (2) mitigate costs associated with the reporting of certain defined contribution pension plans, defined contribution other postemployment benefit (OPEB) plans, and employee benefit plans other than pension plans or OPEB plans (other employee benefit plans) as fiduciary component units in fiduciary fund financial statements; and (3) enhance the relevance, consistency, and comparability of the accounting and financial reporting for Internal Revenue Code (IRC) Section 457 deferred compensation plans (Section 457 plans) that meet the definition of a pension plan and for benefits provided through those plans. The implementation of GASB Statement No. 97 did not have an effect on the financial statements of the District.

GASB Statement No. 99 to enhance comparability in accounting and financial reporting and to improve the consistency of authoritative literature by addressing (1) practice issues that have been identified during implementation and application of certain GASB Statements and (2) accounting and financial reporting for financial guarantees. The implementation of GASB Statement No. 99 did not have an effect on the financial statements of the District.

B. Deficit Fund Balances

Fund balances at June 30, 2022 included the following individual fund deficit:

<u>Nonmajor fund</u>	<u>Deficit</u>
Supporting Effective Instruction	\$ 9

The general fund is liable for any deficit in this fund and provides transfers when cash is required, not when accruals occur. The deficit fund balance resulted from adjustments for accrued liabilities.

NOTE 4 - DEPOSITS AND INVESTMENTS

State statutes classify monies held by the District into three categories.

Active deposits are public deposits necessary to meet current demands on the treasury. Such monies must be maintained either as cash in the District treasury, in commercial accounts payable or withdrawable on demand, including negotiable order of withdrawal (NOW) accounts, or in money market deposit accounts.

Inactive deposits are public deposits that the Board of Education has identified as not required for use within the current five year period of designation of depositories. Inactive deposits must either be evidenced by certificates of deposit maturing not later than the end of the current period of designation of depositories, or by savings or deposit accounts including, but not limited to, passbook accounts.

Interim deposits are deposits of interim monies. Interim monies are those monies which are not needed for immediate use, but which will be needed before the end of the current period of designation of depositories. Interim deposits must be evidenced by time certificates of deposit maturing not more than one year from the date of deposit or by savings or deposit accounts including passbook accounts.

**JEFFERSON LOCAL SCHOOL DISTRICT
MADISON COUNTY, OHIO**

NOTES TO THE BASIC FINANCIAL STATEMENTS
FOR THE FISCAL YEAR ENDED JUNE 30, 2022

NOTE 4 - DEPOSITS AND INVESTMENTS - (Continued)

Interim monies may be deposited or invested in the following securities:

1. United States Treasury Notes, Bills, Bonds, or any other obligation or security issued by the United States Treasury or any other obligation guaranteed as to principal and interest by the United States;
2. Bonds, notes, debentures, or any other obligations or securities issued by any federal government agency or instrumentality, including, but not limited to, the Federal National Mortgage Association, Federal Home Loan Bank, Federal Farm Credit Bank, Federal Home Loan Mortgage Corporation and Government National Mortgage Association. All federal agency securities shall be direct issuances of federal government agencies or instrumentalities;
3. Written repurchase agreements in the securities listed above provided that the fair value of the securities subject to the repurchase agreement must exceed the principal value of the agreement by at least two percent and be marked to market daily, and that the term of the agreement must not exceed thirty days;
4. Bonds and other obligations of the State of Ohio; and with certain limitations including a requirement for maturity within ten years from the date of settlement, bonds and other obligations of political subdivisions of the State of Ohio, if training requirements have been met;
5. Time certificates of deposit or savings or deposit accounts including, but not limited to, passbook accounts;
6. No-load money market mutual funds consisting exclusively of obligations described in items (1) and (2) above and repurchase agreements secured by such obligations, provided that investments in securities described in this division are made only through eligible institutions;
7. The State Treasurer's investment pool, the State Treasury Asset Reserve of Ohio (STAR Ohio); and
8. Certain banker's acceptance and commercial paper notes for a period not to exceed one-hundred-eighty days and two-hundred-seventy days, respectively, from the purchase date in an amount not to exceed forty percent of the interim monies available for investment at any one time.

Protection of the deposits is provided by the Federal Deposit Insurance Corporation (FDIC), by eligible securities pledged by the financial institution as security for repayment, or by the financial institutions participation in the Ohio Pooled Collateral System (OPCS), a collateral pool of eligible securities deposited with a qualified trustee and pledged to the Treasurer of State to secure the repayment of all public monies deposited in the financial institution.

Investments in stripped principal or interest obligations, reverse repurchase agreements and derivatives are prohibited. The issuance of taxable notes for the purpose of arbitrage, the use of leverage and short selling are also prohibited. Except as noted above, an investment must mature within five years from the date of purchase unless matched to a specific obligation or debt of the District, and must be purchased with the expectation that it will be held to maturity. Investments may only be made through specified dealers and institutions. Payment for investments may be made only upon delivery of the securities representing the investments to the Treasurer or qualified trustee or, if the securities are not represented by a certificate, upon receipt of confirmation of transfer from the custodian.

**JEFFERSON LOCAL SCHOOL DISTRICT
MADISON COUNTY, OHIO**

NOTES TO THE BASIC FINANCIAL STATEMENTS
FOR THE FISCAL YEAR ENDED JUNE 30, 2022

NOTE 4 - DEPOSITS AND INVESTMENTS - (Continued)

A. Cash with Fiscal Agent

The District is self-insured through a fiscal agent. The money held by the fiscal agent cannot be identified as an investment or deposit, since it is held in a pool made up of numerous participants. The amount held by the fiscal agent at June 30, 2022 was \$1,384,112. This amount is not included in the “deposits” or “investments” reported below.

B. Deposits with Financial Institutions

At June 30, 2022, the carrying amount of all District deposits was \$2,421,724 and the bank balance of all District deposits was \$2,866,956. Of the bank balance, \$250,000 was covered by the FDIC, \$1,471,955 was covered by the Ohio Pooled Collateral System and \$1,145,001 was exposed to custodial credit risk because this amount was uninsured and uncollateralized.

Custodial credit risk is the risk that, in the event of bank failure, the District will not be able to recover deposits or collateral securities that are in the possession of an outside party. The District has no deposit policy for custodial credit risk beyond the requirements of State statute. Ohio law requires that deposits either be insured or protected by (1) eligible securities pledged to the District and deposited with a qualified trustee by the financial institution as security for repayment whose fair value at all times shall be at least 105 percent of the deposits being secured, or (2) participation in the Ohio Pooled Collateral System (OPCS), a collateral pool of eligible securities deposited with a qualified trustee and pledged to the Treasurer of State to secure the repayment of all public monies deposited in the financial institution. OPCS requires the total fair value of the securities pledged to be 102 percent of the deposits being secured or a reduced rate set by the Treasurer of State. For fiscal year 2022, the District’s financial institution was approved for a reduced collateral rate of fifty percent through OPCS. Although all statutory requirements for the deposit of money has been followed, noncompliance with federal requirements could potentially subject the District to a successful claim by the FDIC.

C. Investments

As of June 30, 2022, the District had the following investments and maturities:

<u>Measurement/ Investment type</u>	<u>Measurement Amount</u>	<u>Investment Maturities</u>
		6 months or less
<i>Net Asset Value:</i>		
STAR Ohio	\$ 3,982,853	\$ 3,982,853
<i>Fair Value:</i>		
Government mutual fund	<u>3</u>	<u>3</u>
Total	<u>\$ 3,982,856</u>	<u>\$ 3,982,856</u>

STAR Ohio is measured at net asset value per share while all other investments are measured at fair value. Fair value is determined by quoted market prices and acceptable other pricing methodologies. The District categorizes its fair value measurements within the fair value hierarchy established by generally accepted accounting principles. The hierarchy is based on the valuation inputs used to measure the fair value of the asset. Level 1 inputs are quoted prices in active markets for identical assets. Level 2 inputs are significant other observable inputs. Level 3 inputs are significant unobservable inputs. The above table identifies the District’s recurring fair value measurement as of June 30, 2022. As previously discussed, STAR Ohio is reported at its net asset value.

**JEFFERSON LOCAL SCHOOL DISTRICT
MADISON COUNTY, OHIO**

NOTES TO THE BASIC FINANCIAL STATEMENTS
FOR THE FISCAL YEAR ENDED JUNE 30, 2022

NOTE 4 - DEPOSITS AND INVESTMENTS - (Continued)

The District's investments in US government money market mutual funds are valued using quoted market prices (Level 1 inputs).

Interest Rate Risk: As a means of limiting its exposure to fair value losses arising from rising interest rates and according to State law, the District's investment policy limits investment portfolio maturities to five years or less.

Credit Risk: STAR Ohio carries a rating of AAAM by Standard and Poor's. Ohio law requires that STAR Ohio maintain the highest rating provided by at least one nationally recognized standard rating service. The District's Government mutual funds carry a rating of AAA by Moody's and a rating of A+ by Standard and Poor's. The District's investment policy does not specifically address credit risk beyond requiring the District to only invest in securities authorized by State statute.

Custodial Credit Risk: For an investment, custodial credit risk is the risk that, in the event of the failure of the counterparty, the District will not be able to recover the value of its investments or collateral securities that are in the possession of an outside party. The District has no investment policy dealing with investment custodial risk beyond the requirement in State statute that prohibits payment for investments prior to the delivery of the securities representing such investments to the Treasurer or qualified trustee.

Concentration of Credit Risk: The District places no limit on the amount that may be invested in any one issuer. The following table includes the percentage of each investment type held by the District at June 30, 2022:

<u>Measurement/ Investment type</u>	<u>Fair Value</u>	<u>% of Total</u>
<i>Net Asset Value:</i>		
STAR Ohio	\$ 3,982,853	100.00
<i>Fair Value:</i>		
Government mutual fund	3	-
Total	\$ 3,982,856	100.00

D. Reconciliation of Cash and Investments to the Statement of Net Position

The following is a reconciliation of cash and investments as reported in the note above to cash and investments as reported on the statement of net position as of June 30, 2022:

<u>Cash and investments per note</u>	
Carrying amount of deposits	\$ 2,421,724
Investments	3,982,856
Cash with fiscal agent	1,384,112
Total	\$ 7,788,692
 <u>Cash and investments per statement of net position</u>	
Governmental activities	\$ 7,786,692
Fiduciary funds	2,000
Total	\$ 7,788,692

**JEFFERSON LOCAL SCHOOL DISTRICT
MADISON COUNTY, OHIO**

NOTES TO THE BASIC FINANCIAL STATEMENTS
FOR THE FISCAL YEAR ENDED JUNE 30, 2022

NOTE 5 - INTERFUND TRANSACTIONS

- A. Interfund balances at June 30, 2022, as reported on the fund statements, consist of the following amounts due to/from other funds:

<u>Receivable fund</u>	<u>Payable fund</u>	<u>Amount</u>
General fund	Nonmajor governmental funds	<u>\$ 220,369</u>

The primary purpose of the interfund balances is to cover negative cash balances in specific funds where revenues were requested, but were not received by June 30. These interfund balances will be repaid once the anticipated revenues are received.

Interfund balances between governmental funds are eliminated on the government-wide financial statements.

- B. Interfund transfers for the year ended June 30, 2022, consisted of the following, as reported in the fund financial statements:

Transfers to nonmajor governmental funds from:

Nonmajor governmental funds	\$ 8,291
-----------------------------	----------

Transfers to general fund from:

Nonmajor governmental funds	<u>3,609</u>
-----------------------------	--------------

Total	<u>\$ 11,900</u>
-------	------------------

Transfers are used to (1) move revenues from the fund that statute or budget requires to collect them to the fund that statute or budget requires to expend them, and (2) use unrestricted revenues collected in the general fund to finance various programs accounted for in other funds in accordance with budgetary authorizations.

Interfund transfers between governmental funds are eliminated for reporting on the government-wide financial statements.

- C. Advances to/advances from other funds consisted of the following at June 30, 2022, as reported on the fund statements:

<u>Receivable Fund</u>	<u>Payable Fund</u>	<u>Amount</u>
General fund	Nonmajor governmental fund	<u>\$ 4,000</u>

The primary purpose of the long-term interfund loan is to cover costs in specific funds where revenues were not received by June 30. These interfund balances will be repaid once the anticipated revenues are received.

Interfund balances between governmental funds are eliminated on the government-wide statement of net position.

NOTE 6 - PROPERTY TAXES

Property taxes are levied and assessed on a calendar year basis while the District fiscal year runs from July through June. First half tax collections are received by the District in the second half of the fiscal year. Second half tax distributions occur in the first half of the following fiscal year.

**JEFFERSON LOCAL SCHOOL DISTRICT
MADISON COUNTY, OHIO**

NOTES TO THE BASIC FINANCIAL STATEMENTS
FOR THE FISCAL YEAR ENDED JUNE 30, 2022

NOTE 6 - PROPERTY TAXES - (Continued)

Property taxes include amounts levied against all real property and public utility property. Real property tax revenues received in calendar year 2022 represent the collection of calendar year 2021 taxes. Real property taxes received in calendar year 2022 were levied after April 1, 2021, on the assessed values as of January 1, 2021, the lien date. Assessed values for real property taxes are established by State statute at 35 percent of appraised fair value. Real property taxes are payable annually or semiannually. If paid annually, payment is due December 31; if paid semiannually, the first payment is due December 31, with the remainder payable by June 20. Under certain circumstances, State statute permits alternate payment dates to be established. Public utility property tax revenues received in calendar year 2022 represent the collection of calendar year 2021 taxes. Public utility real and personal property taxes received in calendar year 2022 became a lien on December 31, 2020, were levied after April 1, 2021, and are collected with real property taxes. Public utility real property is assessed at 35 percent of true value; public utility tangible personal property is currently assessed at varying percentages of true value.

The District receives property taxes from Madison County. The County Auditor periodically advances to the District its portion of the taxes collected. Second-half real property tax payments collected by the County by June 30, 2022, are available to finance fiscal year 2022 operations. The amount available as an advance at June 30, 2022 was \$2,864,862 in the general fund, \$354,871 in the debt service fund and \$35,492 in the maintenance program fund (a nonmajor governmental fund). This amount is recorded as revenue. The amount available for advance at June 30, 2021 was \$3,027,871 in the general fund, \$364,304 in the debt service fund and \$36,327 in the maintenance program fund (a nonmajor governmental fund). The amount of second-half real property taxes available for advance at fiscal year-end can vary based on the date the tax bills are sent.

Accrued property taxes receivable includes real property, public utility property and delinquent tangible personal property taxes which are measurable as of June 30, 2022 and for which there is an enforceable legal claim. Although total property tax collections for the next fiscal year are measurable, only the amount of real property taxes available as an advance at June 30 was levied to finance current fiscal year operations and is reported as revenue at fiscal year-end. The portion of the receivable not levied to finance current fiscal year operations is offset by a credit to deferred inflows.

On the accrual basis of accounting, collectible delinquent property taxes have been recorded as a receivable and revenue, while on a modified accrual basis of accounting the revenue has been reported as a deferred inflow.

The assessed values upon which the fiscal year 2022 taxes were collected are:

	2021 Second Half Collections		2022 First Half Collections	
	<u>Amount</u>	<u>Percent</u>	<u>Amount</u>	<u>Percent</u>
Agricultural/residential and other real estate	\$ 220,476,330	90.91	\$ 228,689,930	91.00
Public utility personal	<u>22,034,260</u>	<u>9.09</u>	<u>22,623,560</u>	<u>9.00</u>
Total	<u>\$ 242,510,590</u>	<u>100.00</u>	<u>\$ 251,313,490</u>	<u>100.00</u>
Tax rate per \$1,000 of assessed valuation	\$37.16		\$36.25	

NOTE 7 - SCHOOL DISTRICT INCOME TAX

The District currently benefits from a 1% income tax, which is assessed on all residents of the District. In fiscal year 2022, the District income tax generated \$2,069,343 in revenue. Revenues generated by the school district income tax are reported in the general fund.

**JEFFERSON LOCAL SCHOOL DISTRICT
MADISON COUNTY, OHIO**

NOTES TO THE BASIC FINANCIAL STATEMENTS
FOR THE FISCAL YEAR ENDED JUNE 30, 2022

NOTE 8 - RECEIVABLES

Receivables at June 30, 2022 consisted of property taxes, accounts (billings for user charged services and student fees), income taxes, payment in lieu of taxes, intergovernmental grants and entitlements and accrued interest. All receivables are considered collectible in full due to the ability to foreclose for the nonpayment of taxes, the stable condition of State programs and the current year guarantee of federal funds. A summary of the principal items of receivables reported on the statement of net position follows:

Governmental activities:

Property taxes	\$ 7,861,535
Income taxes	772,245
Accounts	24,936
Payment in lieu of taxes	829,460
Intergovernmental	407,042
Accrued interest	<u>1,302</u>
Total	<u>\$ 9,896,520</u>

Receivables have been disaggregated on the face of the basic financial statements. All receivables are expected to be collected within the subsequent year.

NOTE 9 - CAPITAL ASSETS

Due to the implementation of GASB Statement No. 87 (see Note 3.A for detail), the District has reported capital assets for the right to use leased equipment which are reflected in the schedule below. Capital asset activity for the fiscal year ended June 30, 2022, was as follows:

	Balance 6/30/21	Additions	Deductions	Balance 6/30/22
Governmental activities:				
<i>Capital assets, not being depreciated/amortized:</i>				
Land	\$ 254,158	\$ -	\$ -	\$ 254,158
Total capital assets, not being depreciated/amortized	254,158	-	-	254,158
<i>Capital assets, being depreciated/amortized:</i>				
Land improvements	566,873	-	-	566,873
Buildings and improvements	33,544,504	1,781,095	-	35,325,599
Furniture and equipment	1,178,877	107,201	(154,447)	1,131,631
Vehicles	1,326,387	19,452	(37,120)	1,308,719
Intangible right to use: leased equipment	-	71,836	-	71,836
Total capital assets, being depreciated/amortized	36,616,641	1,979,584	(191,567)	38,404,658
<i>Less: accumulated depreciation/amortization</i>				
Land improvements	(451,615)	(4,231)	-	(455,846)
Buildings and improvements	(10,988,718)	(688,095)	-	(11,676,813)
Furniture and equipment	(876,780)	(65,437)	154,447	(787,770)
Vehicles	(1,048,917)	(48,515)	37,120	(1,060,312)
Intangible right to use: leased equipment	-	(13,170)	-	(13,170)
Total accumulated depreciation/amortization	(13,366,030)	(819,448)	191,567	(13,993,911)
Governmental activities capital assets, net	\$ 23,504,769	\$ 1,160,136	\$ -	\$ 24,664,905

**JEFFERSON LOCAL SCHOOL DISTRICT
MADISON COUNTY, OHIO**

NOTES TO THE BASIC FINANCIAL STATEMENTS
FOR THE FISCAL YEAR ENDED JUNE 30, 2022

NOTE 9 - CAPITAL ASSETS - (Continued)

Depreciation/amortization expense was charged to governmental functions as follows:

<u>Instruction:</u>	
Regular	\$ 363,505
Special	120,869
<u>Support services:</u>	
Pupil	21,806
Instructional staff	21,373
Board of education	1,083
Administration	57,962
Fiscal	17,445
Business	12,956
Operations & maintenance	42,356
Pupil transportation	48,257
Central	43,620
Extracurricular	32,530
Food service operation	<u>35,686</u>
Total depreciation/amortization expense	<u>\$ 819,448</u>

NOTE 10 - LONG-TERM OBLIGATIONS

A. Due to the implementation of GASB Statement No. 87 (see Note 3.A for detail), the District has reported obligations for leases payable which are reflected in the schedule below. During the fiscal year 2022, the following changes occurred in governmental activities long-term obligations.

	Interest	Balance			Balance	Amounts
	Rate	Outstanding	Additions	Reductions	Outstanding	Due in
		06/30/21			06/30/22	One Year
Governmental activities:						
Refunded general obligation bonds - Series 2012	1.25-2.75%					
Current interest bonds		\$ 6,440,000	\$ -	\$ -	\$ 6,440,000	\$ 795,000
Capital appreciation bonds		161,429	-	(161,429)	-	-
Accreted interest		562,307	66,264	(628,571)	-	-
Lease payable	N/A	-	70,486	(10,763)	59,723	13,521
Compensated absences	N/A	1,420,319	321,230	(140,579)	1,600,970	86,524
Net pension liability	N/A	17,538,413	-	(8,219,432)	9,318,981	-
Net OPEB liability	N/A	<u>1,318,140</u>	<u>-</u>	<u>(206,191)</u>	<u>1,111,949</u>	<u>-</u>
Total long-term obligations, governmental activities		<u>\$ 27,440,608</u>	<u>\$ 457,980</u>	<u>\$ (9,366,965)</u>	18,531,623	<u>\$ 895,045</u>
Unamortized premium					471,100	
Total long-term obligations					<u>\$ 19,002,723</u>	

**JEFFERSON LOCAL SCHOOL DISTRICT
MADISON COUNTY, OHIO**

NOTES TO THE BASIC FINANCIAL STATEMENTS
FOR THE FISCAL YEAR ENDED JUNE 30, 2022

NOTE 10 - LONG-TERM OBLIGATIONS - (Continued)

Net Pension Liability: The District's net pension liability is described in Note 12. The District pays obligations related to employee compensation from the fund benefitting from their service.

Net OPEB Liability/Asset: The District's net OPEB liability/asset is described in Note 13. The District pays obligations related to employee compensation from the fund benefitting from their service.

Refunding Bonds, Series 2012

On October 25, 2012, the District issued general obligation refunding bonds (Series 2012, refunding bonds). These bonds refunded the \$8,565,000 callable portion of the Series 2004 issue. These bonds are general obligations of the District, for which its full faith and credit is pledged for repayment. On the fund financial statements, payments of principal and interest relating to these bonds are recorded as expenditures in the debt service fund. On the government-wide financial statements, principal payments reduce the liability reported on the statement of net position. The source of payment is derived from a current 6.9 mil bonded debt tax levy. The balance of the refunded bonds at June 30, 2022 is \$6,440,000.

This issue is comprised of current interest bonds, present value \$6,440,000 at June 30, 2022. The capital appreciation bonds matured December 1, 2021 (stated interest 18.31%) at a redemption price equal to 100% of the principal, plus accrued interest to the redemption date. The accreted value at maturity for the capital appreciation bonds was \$1,585,000.

Interest payments on the current interest bonds are due on June 1 and December 1 of each year. The final maturity stated in the issue is December 1, 2029.

The reacquisition price exceeded the net carrying amount of the old debt by \$852,635. This amount is being netted against the new debt and amortized over the remaining life of the refunded debt, which is equal to the life of the new debt issued. This advance refunding was undertaken to reduce total debt service payments over the next 17 years by \$2,364,284 and resulted in an economic gain of \$1,605,158.

Leases Payable - The District has entered into lease agreements for the use of right to use equipment. Due to the implementation of GASB Statement No. 87, the District will report an intangible capital asset and corresponding liability for the future scheduled payments under the leases. The lease payments will be paid from the general fund.

The District has entered into lease agreements for copier equipment at varying years and terms as follows:

<u>Company</u>	<u>Lease Commencement Date</u>	<u>Years</u>	<u>Lease End Date</u>	<u>Payment Method</u>
Blue Technologies	2021	5	2026	Monthly

The following is a schedule of future lease payments under the lease agreements:

<u>Fiscal Year</u>	<u>Principal</u>	<u>Interest</u>	<u>Total</u>
2023	\$ 13,521	\$ 2,679	\$ 16,200
2024	14,213	1,987	16,200
2025	14,940	1,260	16,200
2026	15,704	496	16,200
2027	1,345	6	1,351
Total	<u>\$ 59,723</u>	<u>\$ 6,428</u>	<u>\$ 66,151</u>

**JEFFERSON LOCAL SCHOOL DISTRICT
MADISON COUNTY, OHIO**

NOTES TO THE BASIC FINANCIAL STATEMENTS
FOR THE FISCAL YEAR ENDED JUNE 30, 2022

NOTE 10 - LONG-TERM OBLIGATIONS - (Continued)

Compensated Absences - Compensated absences will be paid from the fund which the employees are paid, which is primarily the general fund.

B. The following is a summary of the District’s future annual debt service requirements to maturity for the bonds:

Fiscal Year Ending June 30	Series 2012 <u>Current Interest Bonds</u>		
	<u>Principal</u>	<u>Interest</u>	<u>Total</u>
2023	\$ 795,000	\$ 137,938	\$ 932,938
2024	810,000	121,888	931,888
2025	825,000	105,538	930,538
2026	845,000	87,781	932,781
2027	860,000	68,600	928,600
2028 - 2030	<u>2,305,000</u>	<u>80,688</u>	<u>2,385,688</u>
Total	<u>\$ 6,440,000</u>	<u>\$ 602,433</u>	<u>\$ 7,042,433</u>

C. Legal Debt Margin

The Ohio Revised Code provides that voted net general obligation debt of the District shall never exceed 9% of the total assessed valuation of the District. The code further provides that unvoted indebtedness shall not exceed 1/10 of 1% of the property valuation of the District. The code additionally states that unvoted indebtedness related to energy conservation debt shall not exceed 9/10 of 1% of the property valuation of the District. The assessed valuation used in determining the District’s legal debt margin has been modified by House Bill 530 which became effective March 30, 2006. In accordance with House Bill 530, the assessed valuation used in the District’s legal debt margin calculation excluded tangible personal property used in business, telephone or telegraph property, interexchange telecommunications company property and personal property owned or leased by a railroad company and used in railroad operations. The effects of these debt limitations at June 30, 2022, are a voted debt margin of \$18,596,239 (including available funds of \$2,418,025) and an unvoted debt margin of \$251,313.

NOTE 11 - RISK MANAGEMENT

A. Comprehensive

The District is exposed to various risks of loss related to torts, theft of, damage to, and destruction of assets, injuries to employees and natural disasters. During fiscal year 2022, the District purchased insurance coverage through the Ohio School Plan (see below).

B. Ohio School Plan

The District belongs to the Ohio School Plan (the “Plan”), an unincorporated non-profit association providing a formalized, jointly administered self-insurance risk management program and other administrative services to approximately 400 Ohio schools (“Members”).

Pursuant to Section 2744.081 of the Ohio Revised Code, the Plan is deemed a separate legal entity. The Plan provides property, general liability, educator’s legal liability, automobile and violence coverages, modified for each member’s needs. The Plan pays judgments, settlements and other expenses resulting from covered claims that exceed the member’s specific deductible.

**JEFFERSON LOCAL SCHOOL DISTRICT
MADISON COUNTY, OHIO**

NOTES TO THE BASIC FINANCIAL STATEMENTS
FOR THE FISCAL YEAR ENDED JUNE 30, 2022

NOTE 11 - RISK MANAGEMENT - (Continued)

The Plan issues its own policies and reinsures the Plan with reinsurance carriers. Only if the Plan's paid liability loss ratio exceeds 65 percent and is less than 80 percent does the Plan contribute to paid claims. (See the Plan's audited financial statements on their website for more details.) The individual members are responsible for their self-retention (deductible) amounts, which vary from member to member.

The Plan's audited financial statements conform with generally accepted accounting principles, and reported the following assets, liabilities and retained earnings at December 31, 2021, 2020 and 2019:

	2021	2020	2019
Assets	\$ 16,691,066	\$ 13,471,241	\$ 12,967,922
Liabilities	7,777,013	4,909,663	4,843,763
Members' equity	8,914,053	8,561,578	8,124,160

You can read the complete audited financial statements for The Ohio School Plan at the Plan's website, www.ohioschoolplan.org under "Financials".

Coverages provided to the District through the Plan are as follows:

<u>Description</u>	<u>Amount</u>
Building and Contents	
Replacement cost	\$57,404,285
Deductible	1,000
Liability	
School Board Errors and Omissions Liability	
Each wrongful act limit	2,000,000
Annual aggregate limit	4,000,000
Deductible	2,500
General Liability	
Per occurrence combined single limit	2,000,000
Annual aggregate limit	4,000,000
Medical payments limit	10,000
Employee Benefits Liability	
Each wrongful act limit	2,000,000
Annual aggregate limit	4,000,000
Deductible	0
Stop Gap	
Each accident	2,000,000
Disease each employee	2,000,000
Disease policy limit	2,000,000
Automotive Liability	
Liability	
Per occurrence combined single limit	2,000,000
Medical payments limit	5,000
Uninsured/underinsured motorists coverage	1,000,000
Auto Physical Damage (actual cash value)	
Comprehensive deductible	250
Collision deductible	500

Settled claims have not exceeded this commercial coverage in any of the past three years. There was no significant reduction in coverage from the prior year.

**JEFFERSON LOCAL SCHOOL DISTRICT
MADISON COUNTY, OHIO**

NOTES TO THE BASIC FINANCIAL STATEMENTS
FOR THE FISCAL YEAR ENDED JUNE 30, 2022

NOTE 11 - RISK MANAGEMENT - (Continued)

C. Employee Group Medical/Surgical and Dental Insurance

Medical/surgical and dental insurance is offered to employees through a self-insurance internal service fund. The District is a member of a claims servicing pool, consisting of 95 school districts within the State, in which monthly premiums are paid to the fiscal agent who in turn pays the claims on the District's behalf. The claims liability of \$428,898 reported in the internal service fund at June 30, 2022 is based on an estimate provided by the third party administrator and the requirements of GASB Statement No. 10, "Accounting and Financial Reporting for Risk Financing and Related Insurance Issues", as amended by GASB Statement No. 30, "Risk Financing Omnibus", which requires that a liability for unpaid claim costs, including estimates of costs relating to incurred, but not reported claims, be accrued at the estimated ultimate cost of settling the claims.

Changes in claims activity for the past two fiscal years are as follows:

<u>Fiscal Year</u>	<u>Beginning Balance</u>	<u>Claims Incurred</u>	<u>Claims Payments</u>	<u>Ending Balance</u>
2022	\$ 199,683	\$ 2,191,890	\$ (1,962,675)	\$ 428,898
2021	260,055	1,423,254	(1,483,626)	199,683

D. Workers' Compensation Group Rating Plan

The District participates in the Ohio School Boards Association Workers' Compensation Group Rating Plan (the "GRP"), an insurance purchasing pool (See Note 2.A.). The intent of the GRP is to achieve the benefit of a reduced premium for the District by virtue of its grouping and representation with other participants in the GRP.

The workers' compensation experience of the participating districts is calculated as one experience and a common premium rate is applied to all school districts in the GRP. Each participant pays its workers' compensation premium to the State based on the rate for the GRP rather than its individual rate. Total savings are then calculated and each participant's individual performance is compared to the overall savings percentage of the GRP. Participation in the GRP is limited to districts that can meet the GRP's selection criteria. Sedgwick, a workers' compensation management firm, provides administrative, cost control and actuarial services to the Plan.

NOTE 12 - DEFINED BENEFIT PENSION PLANS

The Statewide retirement systems provide both pension benefits and other postemployment benefits (OPEB).

Net Pension Liability/Net OPEB Liability/Asset

The net pension liability/asset and the net OPEB liability/asset reported on the statement of net position represents a liability or asset to employees for pensions and OPEB, respectively.

Pensions and OPEB are a component of exchange transactions—between an employer and its employees—of salaries and benefits for employee services. Pensions/OPEB are provided to an employee—on a deferred-payment basis—as part of the total compensation package offered by an employer for employee services each financial period. The obligation to sacrifice resources for pensions is a present obligation because it was created as a result of employment exchanges that already have occurred.

**JEFFERSON LOCAL SCHOOL DISTRICT
MADISON COUNTY, OHIO**

NOTES TO THE BASIC FINANCIAL STATEMENTS
FOR THE FISCAL YEAR ENDED JUNE 30, 2022

NOTE 12 - DEFINED BENEFIT PENSION PLANS - (Continued)

The net pension/OPEB liability (asset) represent the District’s proportionate share of each pension/OPEB plan’s collective actuarial present value of projected benefit payments attributable to past periods of service, net of each pension/OPEB plan’s fiduciary net position. The net pension/OPEB liability (asset) calculation is dependent on critical long-term variables, including estimated average life expectancies, earnings on investments, cost of living adjustments and others. While these estimates use the best information available, unknowable future events require adjusting these estimates annually.

The Ohio Revised Code limits the District’s obligation for this liability to annually required payments. The District cannot control benefit terms or the manner in which pensions/OPEB are financed; however, the District does receive the benefit of employees’ services in exchange for compensation including pension and OPEB.

GASB 68/75 assumes the liability is solely the obligation of the employer, because (1) they benefit from employee services; and (2) State statute requires funding to come from these employers. All pension contributions to date have come solely from these employers (which also includes pension costs paid in the form of withholdings from employees). The retirement systems may allocate a portion of the employer contributions to provide for these OPEB benefits. In addition, health care plan enrollees pay a portion of the health care costs in the form of a monthly premium. State statute requires the retirement systems to amortize unfunded pension liabilities within 30 years. If the pension amortization period exceeds 30 years, each retirement system’s board must propose corrective action to the State legislature. Any resulting legislative change to benefits or funding could significantly affect the net pension/OPEB liability (asset). Resulting adjustments to the net pension/OPEB liability (asset) would be effective when the changes are legally enforceable. The Ohio Revised Code permits, but does not require, the retirement systems to provide healthcare to eligible benefit recipients.

The remainder of this note includes the required pension disclosures. See Note 13 for the required OPEB disclosures.

The proportionate share of each plan’s unfunded benefits is presented as a long-term *net pension/OPEB liability (asset)* on the accrual basis of accounting. Any liability for the contractually required pension contribution outstanding at the end of the year is included in pension and postemployment benefits payable on both the accrual and modified accrual bases of accounting.

Plan Description - School Employees Retirement System (SERS)

Plan Description - The District non-teaching employees participate in SERS, a cost-sharing multiple-employer defined benefit pension plan administered by SERS. SERS provides retirement, disability and survivor benefits, annual cost-of-living adjustments, and death benefits to plan members and beneficiaries. Authority to establish and amend benefits is provided by Ohio Revised Code Chapter 3309. SERS issues a publicly available, stand-alone financial report that includes financial statements, required supplementary information and detailed information about SERS’ fiduciary net position. That report can be obtained by visiting the SERS website at www.ohsers.org under Employers/Audit Resources.

Age and service requirements for retirement are as follows:

	Eligible to Retire on or before August 1, 2017 *	Eligible to Retire after August 1, 2017
Full benefits	Any age with 30 years of service credit	Age 67 with 10 years of service credit; or Age 57 with 30 years of service credit
Actuarially reduced benefits	Age 60 with 5 years of service credit; or Age 55 with 25 years of service credit	Age 62 with 10 years of service credit; or Age 60 with 25 years of service credit

* Members with 25 years of service credit as of August 1, 2017 will be included in this plan.

**JEFFERSON LOCAL SCHOOL DISTRICT
MADISON COUNTY, OHIO**

NOTES TO THE BASIC FINANCIAL STATEMENTS
FOR THE FISCAL YEAR ENDED JUNE 30, 2022

NOTE 12 - DEFINED BENEFIT PENSION PLANS - (Continued)

Annual retirement benefits are calculated based on final average salary multiplied by a percentage that varies based on years of service; 2.2% for the first thirty years of service and 2.5% for years of service credit over 30. Final average salary is the average of the highest three years of salary.

An individual whose benefit effective date is before April 1, 2018, is eligible for a cost-of-living adjustment (COLA) on the first anniversary date of the benefit. Beginning April 1, 2018, new benefit recipients must wait until the fourth anniversary of their benefit for COLA eligibility. The COLA is added each year to the base benefit amount on the anniversary date of the benefit. A three-year COLA suspension was in effect for all benefit recipients for the years 2018, 2019, and 2020. Upon resumption of the COLA, it will be indexed to the percentage increase in the CPI-W, not to exceed 2.5% and with a floor of 0%. In 2021, the Board of Trustees approved a 2.5% cost-of-living adjustment (COLA) for eligible retirees and beneficiaries in 2022.

Funding Policy - Plan members are required to contribute 10.00% of their annual covered salary and the District is required to contribute 14.00% of annual covered payroll. The contribution requirements of plan members and employers are established and may be amended by the SERS' Retirement Board up to statutory maximum amounts of 10.00% for plan members and 14.00% for employers. The Retirement Board, acting with the advice of the actuary, allocates the employer contribution rate among four of the System's funds (Pension Trust Fund, Death Benefit Fund, Medicare B Fund, and Health Care Fund). For the fiscal year ended June 30, 2022, the allocation to pension, death benefits, and Medicare B was 14.00%. For fiscal year 2022, the Retirement Board did not allocate any employer contribution to the Health Care Fund.

The District's contractually required contribution to SERS was \$291,079 for fiscal year 2022. Of this amount, \$6,707 is reported as pension and postemployment benefits payable.

Plan Description - State Teachers Retirement System (STRS)

Plan Description - Licensed teachers participate in STRS, a cost-sharing multiple-employer public employee retirement system administered by STRS. STRS provides retirement and disability benefits to members and death and survivor benefits to beneficiaries. STRS issues a stand-alone financial report that includes financial statements, required supplementary information and detailed information about STRS' fiduciary net position. That report can be obtained by writing to STRS, 275 E. Broad St., Columbus, OH 43215-3771, by calling (888) 227-7877, or by visiting the STRS website at www.strsoh.org.

New members have a choice of three retirement plans: a Defined Benefit (DB) Plan, a Defined Contribution (DC) Plan and a Combined (CO) Plan. Benefits are established by Ohio Revised Code Chapter 3307.

The DB plan offers an annual retirement allowance based on final average salary multiplied by a percentage that varies based on years of service. Effective August 1, 2015, the calculation is 2.20% of final average salary for the five highest years of earnings multiplied by all years of service. In April 2017, the Retirement Board made the decision to reduce COLA granted on or after July 1, 2017, to 0% to preserve the fiscal integrity of the retirement system. Benefit recipients' base benefit and past cost-of living increases are not affected by this change. Eligibility changes will be phased in until August 1, 2026, when retirement eligibility for unreduced benefits will be five year of service credit and age 65, or 35 years of service credit and at least age 60.

Eligibility changes for DB Plan members who retire with actuarially reduced benefits will be phased in until August 1, 2026, when retirement eligibility will be five years of qualifying service credit and age 60, or 30 years of service credit at any age.

**JEFFERSON LOCAL SCHOOL DISTRICT
MADISON COUNTY, OHIO**

NOTES TO THE BASIC FINANCIAL STATEMENTS
FOR THE FISCAL YEAR ENDED JUNE 30, 2022

NOTE 12 - DEFINED BENEFIT PENSION PLANS - (Continued)

The DC Plan allows members to place all of their member contributions and 9.53% of the 14% employer contributions into an investment account. Investment allocation decisions are determined by the member. The remaining 4.47% of the 14% employer rate is allocated to the defined benefit unfunded liability. A member is eligible to receive a retirement benefit at age 50 and termination of employment. The member may elect to receive a lifetime monthly annuity or a lump sum withdrawal.

The Combined Plan offers features of both the DB Plan and the DC Plan. In the Combined Plan, 12% of the 14% member rate goes to the DC Plan and the remaining 2% is applied to the DB Plan. Member contributions to the DC Plan are allocated among investment choices by the member, and contributions to the DB Plan from the employer and the member are used to fund the defined benefit payment at a reduced level from the regular DB Plan. The defined benefit portion of the Combined Plan payment is payable to a member on or after age 60 with five years of service. The defined contribution portion of the account may be taken as a lump sum payment or converted to a lifetime monthly annuity after termination of employment at age 50 and after termination of employment.

New members who choose the DC Plan or Combined Plan will have another opportunity to reselect a permanent plan during their fifth year of membership. Members may remain in the same plan or transfer to another STRS plan. The optional annuitization of a member's defined contribution account or the defined contribution portion of a member's Combined Plan account to a lifetime benefit results in STRS bearing the risk of investment gain or loss on the account. STRS has therefore included all three plan options as one defined benefit plan for GASB 68 reporting purposes.

A DB or Combined Plan member with five or more years of credited service who is determined to be disabled may qualify for a disability benefit. New members must have at least ten years of qualifying service credit that apply for disability benefits. Members in the DC Plan who become disabled are entitled only to their account balance. Eligible survivors of members who die before service retirement may qualify for monthly benefits. If a member of the DC Plan dies before retirement benefits begin, the member's designated beneficiary is entitled to receive the member's account balance.

Funding Policy - Employer and member contribution rates are established by the State Teachers Retirement Board and limited by Chapter 3307 of the Ohio Revised Code. The fiscal year 2022 employer and employee contribution rate of 14% was equal to the statutory maximum rates. For fiscal year 2022, the full employer contribution was allocated to pension.

The District's contractually required contribution to STRS was \$988,843 for fiscal year 2022. Of this amount, \$172,668 is reported as pension and postemployment benefits payable.

Pension Liabilities, Pension Expense, and Deferred Outflows of Resources and Deferred Inflows of Resources Related to Pensions

The net pension liability was measured as of June 30, 2021, and the total pension liability used to calculate the net pension liability was determined by an actuarial valuation as of that date. The District's proportion of the net pension liability was based on the District's share of contributions to the pension plan relative to the projected contributions of all participating entities.

**JEFFERSON LOCAL SCHOOL DISTRICT
MADISON COUNTY, OHIO**

NOTES TO THE BASIC FINANCIAL STATEMENTS
FOR THE FISCAL YEAR ENDED JUNE 30, 2022

NOTE 12 - DEFINED BENEFIT PENSION PLANS - (Continued)

Following is information related to the proportionate share and pension expense:

	<u>SERS</u>	<u>STRS</u>	<u>Total</u>
Proportion of the net pension liability prior measurement date	0.060555900%	0.055930200%	
Proportion of the net pension liability current measurement date	<u>0.058106700%</u>	<u>0.056116603%</u>	
Change in proportionate share	<u>-0.002449200%</u>	<u>0.000186403%</u>	
Proportionate share of the net pension liability	\$ 2,143,969	\$ 7,175,012	\$ 9,318,981
Pension expense	\$ (158,806)	\$ (79,541)	\$ (238,347)

At June 30, 2022, the District reported deferred outflows of resources and deferred inflows of resources related to pensions from the following sources:

	<u>SERS</u>	<u>STRS</u>	<u>Total</u>
Deferred outflows of resources			
Differences between expected and actual experience	\$ 206	\$ 221,676	\$ 221,882
Changes of assumptions	45,146	1,990,478	2,035,624
Difference between employer contributions and proportionate share of contributions/ change in proportionate share	-	45,470	45,470
Contributions subsequent to the measurement date	<u>291,079</u>	<u>988,843</u>	<u>1,279,922</u>
Total deferred outflows of resources	<u>\$ 336,431</u>	<u>\$ 3,246,467</u>	<u>\$ 3,582,898</u>
Deferred inflows of resources			
Differences between expected and actual experience	\$ 55,602	\$ 44,972	\$ 100,574
Net difference between projected and actual earnings on pension plan investments	1,104,209	6,183,486	7,287,695
Difference between employer contributions and proportionate share of contributions/ change in proportionate share	<u>124,206</u>	<u>174,085</u>	<u>298,291</u>
Total deferred inflows of resources	<u>\$ 1,284,017</u>	<u>\$ 6,402,543</u>	<u>\$ 7,686,560</u>

\$1,279,922 reported as deferred outflows of resources related to pension resulting from District contributions subsequent to the measurement date will be recognized as a reduction of the net pension liability in the fiscal year ending June 30, 2023.

**JEFFERSON LOCAL SCHOOL DISTRICT
MADISON COUNTY, OHIO**

NOTES TO THE BASIC FINANCIAL STATEMENTS
FOR THE FISCAL YEAR ENDED JUNE 30, 2022

NOTE 12 - DEFINED BENEFIT PENSION PLANS - (Continued)

Other amounts reported as deferred outflows of resources and deferred inflows of resources related to pension will be recognized in pension expense as follows:

Fiscal Year Ending June 30:	SERS	STRS	Total
2023	\$ (359,669)	\$ (1,041,184)	\$ (1,400,853)
2024	(277,530)	(926,579)	(1,204,109)
2025	(262,540)	(950,624)	(1,213,164)
2026	(338,926)	(1,226,532)	(1,565,458)
Total	\$ (1,238,665)	\$ (4,144,919)	\$ (5,383,584)

Actuarial Assumptions - SERS

SERS' total pension liability was determined by their actuaries in accordance with GASB Statement No. 67, as part of their annual actuarial valuation for each defined benefit retirement plan. Actuarial valuations of an ongoing plan involve estimates of the value of reported amounts (e.g., salaries, credited service) and assumptions about the probability of occurrence of events far into the future (e.g., mortality, disabilities, retirements, employment termination). Actuarially determined amounts are subject to continual review and potential modifications, as actual results are compared with past expectations and new estimates are made about the future.

Projections of benefits for financial reporting purposes are based on the substantive plan (the plan as understood by the employers and plan members) and include the types of benefits provided at the time of each valuation and the historical pattern of sharing benefit costs between the employers and plan members to that point. The projection of benefits for financial reporting purposes does not explicitly incorporate the potential effects of legal or contractual funding limitations.

Actuarial calculations reflect a long-term perspective. For a newly hired employee, actuarial calculations will take into account the employee's entire career with the employer and also take into consideration the benefits, if any, paid to the employee after termination of employment until the death of the employee and any applicable contingent annuitant. In many cases actuarial calculations reflect several decades of service with the employer and the payment of benefits after termination.

THIS SPACE INTENTIONALLY LEFT BLANK

**JEFFERSON LOCAL SCHOOL DISTRICT
MADISON COUNTY, OHIO**

NOTES TO THE BASIC FINANCIAL STATEMENTS
FOR THE FISCAL YEAR ENDED JUNE 30, 2022

NOTE 12 - DEFINED BENEFIT PENSION PLANS - (Continued)

Key methods and assumptions used in calculating the total pension liability in the latest actuarial valuation, prepared as of June 30, 2021, are presented below:

Wage inflation:	
Current measurement date	2.40%
Prior measurement date	3.00%
Future salary increases, including inflation:	
Current measurement date	3.25% to 13.58%
Prior measurement date	3.50% to 18.20%
COLA or ad hoc COLA:	
Current measurement date	2.00%
Prior measurement date	2.50%
Investment rate of return:	
Current measurement date	7.00% net of system expenses
Prior measurement date	7.50% net of system expenses
Discount rate:	
Current measurement date	7.00%
Prior measurement date	7.50%
Actuarial cost method	Entry age normal (level percent of payroll)

In 2021, Mortality rates were based on the PUB-2010 General Employee Amount Weight Below Median Healthy Retiree mortality table projected to 2017 with ages set forward 1 year and adjusted 94.20% for males and set forward 2 years and adjusted 81.35% for females. Mortality among disabled members were based upon the PUB-2010 General Disabled Retiree mortality table projected to 2017 with ages set forward 5 years and adjusted 103.3% for males and set forward 3 years and adjusted 106.8% for females. Future improvement in mortality rates is reflected by applying the MP-2020 projection scale generationally.

In the prior measurement date, the mortality rates were based on the RP-2014 Blue Collar Mortality Table with fully generational projection and a five-year age set-back for both males and females. Mortality among service retired members, and beneficiaries were based upon the RP-2014 Blue Collar Mortality Table with fully generational projection with Scale BB, 120% of male rates, and 110% of female rates. Mortality among disabled members was based upon the RP-2000 Disabled Mortality Table, 90% for male rates and 100% for female rates, set back five years is used for the period after disability retirement.

The most recent experience study was completed for the five-year period ended June 30, 2020.

The long-term return expectation for the Pension Plan Investments has been determined using a building-block approach and assumes a time horizon, as defined in SERS' *Statement of Investment Policy*. A forecasted rate of inflation serves as the baseline for the return expectation. Various real return premiums over the baseline inflation rate have been established for each asset class. The long-term expected nominal rate of return has been determined by calculating a weighted average of the expected real return premiums for each asset class, adding the projected inflation rate, and adding the expected return from rebalancing uncorrelated asset classes.

**JEFFERSON LOCAL SCHOOL DISTRICT
MADISON COUNTY, OHIO**

NOTES TO THE BASIC FINANCIAL STATEMENTS
FOR THE FISCAL YEAR ENDED JUNE 30, 2022

NOTE 12 - DEFINED BENEFIT PENSION PLANS - (Continued)

The target allocation and best estimates of arithmetic real rates of return for each major asset class are summarized in the following table:

Asset Class	Target Allocation	Long-Term Expected Real Rate of Return
Cash	2.00 %	(0.33) %
US Equity	24.75	5.72
Non-US Equity Developed	13.50	6.55
Non-US Equity Emerging	6.75	8.54
Fixed Income/Global Bonds	19.00	1.14
Private Equity	11.00	10.03
Real Estate/Real Assets	16.00	5.41
Multi-Asset Strategy	4.00	3.47
Private Debt/Private Credit	3.00	5.28
Total	<u>100.00 %</u>	

Discount Rate - The total pension liability was calculated using the discount rate of 7.00%. The projection of cash flows used to determine the discount rate assumed the contributions from employers and from the members would be computed based on contribution requirements as stipulated by state statute. Projected inflows from investment earnings were calculated using the long-term assumed investment rate of return (7.00%). Based on those assumptions, the plan's fiduciary net position was projected to be available to make all future benefit payments of current plan members. Therefore, the long-term expected rate of return on pension plan investments was applied to all periods of projected benefits to determine the total pension liability.

Sensitivity of the District's Proportionate Share of the Net Pension Liability to Changes in the Discount Rate - Net pension liability is sensitive to changes in the discount rate, and to illustrate the potential impact the following table presents the net pension liability calculated using the discount rate of 7.00%, as well as what each plan's net pension liability would be if it were calculated using a discount rate that is one percentage point lower (6.00%), or one percentage point higher (8.00%) than the current rate.

	1% Decrease	Current Discount Rate	1% Increase
District's proportionate share of the net pension liability	\$ 3,567,037	\$ 2,143,969	\$ 943,833

**JEFFERSON LOCAL SCHOOL DISTRICT
MADISON COUNTY, OHIO**

NOTES TO THE BASIC FINANCIAL STATEMENTS
FOR THE FISCAL YEAR ENDED JUNE 30, 2022

NOTE 12 - DEFINED BENEFIT PENSION PLANS - (Continued)

Actuarial Assumptions - STRS

Key methods and assumptions used in the latest actuarial valuation, reflecting experience study results used in the June 30, 2021, actuarial valuation are presented below:

	June 30, 2021	June 30, 2020
Inflation	2.50%	2.50%
Projected salary increases	12.50% at age 20 to 2.50% at age 65	12.50% at age 20 to 2.50% at age 65
Investment rate of return	7.00%, net of investment expenses, including inflation	7.45%, net of investment expenses, including inflation
Discount rate of return	7.00%	7.45%
Payroll increases	3.00%	3.00%
Cost-of-living adjustments (COLA)	0.00%	0.00%

For the June 30, 2021, actuarial valuation, post-retirement mortality rates are based on the RP-2014 Annuitant Mortality Tables with 50% of rates through age 69, 70% of rates between ages 70 and 79, 90% of rates between ages 80 and 84, and 100% of rates thereafter, projected forward generationally using mortality improvement scale MP-2016. Pre-retirement mortality rates are based on RP-2014 Employee Mortality Tables, projected forward generationally using mortality improvement scale MP-2016. Post-retirement disabled mortality rates are based on the RP-2014 Disabled Mortality Tables with 90% of rates for males and 100% of rates for females, projected forward generationally using mortality improvement scale MP-2016.

Actuarial assumptions used in the June 30, 2021 valuation are based on the results of an actuarial experience study for the period July 1, 2011 through June 30, 2016.

STRS Ohio's investment consultant develops an estimate range for the investment return assumption based on the target allocation adopted by the Retirement Board. The target allocation and long-term expected rate of return for each major asset class are summarized as follows:

Asset Class	Target Allocation	Long-Term Expected Real Rate of Return *
Domestic Equity	28.00 %	7.35 %
International Equity	23.00	7.55
Alternatives	17.00	7.09
Fixed Income	21.00	3.00
Real Estate	10.00	6.00
Liquidity Reserves	1.00	2.25
Total	<u>100.00 %</u>	

*10-Year geometric nominal returns, which include the real rate of return and inflation of 2.25% and does not include investment expenses. Over a 30-year period, STRS' investment consultant indicates that the above target allocations should generate a return above the actuarial rate of return, without net value added by management.

**JEFFERSON LOCAL SCHOOL DISTRICT
MADISON COUNTY, OHIO**

NOTES TO THE BASIC FINANCIAL STATEMENTS
FOR THE FISCAL YEAR ENDED JUNE 30, 2022

NOTE 12 - DEFINED BENEFIT PENSION PLANS - (Continued)

Discount Rate - The discount rate used to measure the total pension liability was 7.00% as of June 30, 2021. The projection of cash flows used to determine the discount rate assumes that member and employer contributions will be made at the statutory contribution rates in accordance with the rates described previously. For this purpose, only employer contributions that are intended to fund benefits of current plan members and their beneficiaries are included. Based on those assumptions, STRS Ohio's fiduciary net position was projected to be available to make all projected future benefit payments to current plan members as of June 30, 2021. Therefore, the long-term expected rate of return on pension plan investments of 7.00% was applied to all periods of projected benefit payments to determine the total pension liability as of June 30, 2021.

Sensitivity of the District's Proportionate Share of the Net Pension Liability to Changes in the Discount Rate - The following table represents the net pension liability as of June 30, 2021, calculated using the current period discount rate assumption of 7.00%, as well as what the net pension liability would be if it were calculated using a discount rate that is one percentage point lower (6.00%) or one percentage point higher (8.00%) than the current assumption:

	1% Decrease	Current Discount Rate	1% Increase
District's proportionate share of the net pension liability	\$ 13,436,112	\$ 7,175,012	\$ 1,884,396

Changes Between Measurement Date and Reporting Date - STRS approved a one-time 3.00% cost-of-living adjustment to eligible benefit recipients effective July 1, 2022. It is unknown what the effect this change will have on the net pension liability.

NOTE 13 - DEFINED BENEFIT OPEB PLANS

Net OPEB Liability/Asset

See Note 12 for a description of the net OPEB liability (asset).

Plan Description - School Employees Retirement System (SERS)

Health Care Plan Description - The District contributes to the SERS Health Care Fund, administered by SERS for non-certificated retirees and their beneficiaries. For GASB 75 purposes, this plan is considered a cost-sharing other postemployment benefit (OPEB) plan. SERS' Health Care Plan provides healthcare benefits to eligible individuals receiving retirement, disability, and survivor benefits, and to their eligible dependents. Members who retire after June 1, 1986, need 10 years of service credit, exclusive of most types of purchased credit, to qualify to participate in SERS' health care coverage. In addition to age and service retirees, disability benefit recipients and beneficiaries who are receiving monthly benefits due to the death of a member or retiree, are eligible for SERS' health care coverage. Most retirees and dependents choosing SERS' health care coverage are over the age of 65 and therefore enrolled in a fully insured Medicare Advantage plan; however, SERS maintains a traditional, self-insured preferred provider organization for its non-Medicare retiree population. For both groups, SERS offers a self-insured prescription drug program. Health care is a benefit that is permitted, not mandated, by statute. The financial report of the Plan is included in the SERS Annual Comprehensive Financial Report which can be obtained on SERS' website at www.ohsers.org under Employers/Audit Resources.

Access to health care for retirees and beneficiaries is permitted in accordance with Section 3309 of the Ohio Revised Code. The Health Care Fund was established and is administered in accordance with Internal Revenue Code Section 105(e). SERS' Retirement Board reserves the right to change or discontinue any health plan or program. Active employee members do not contribute to the Health Care Plan. The SERS Retirement Board established the rules for the premiums paid by the retirees for health care coverage for themselves and their dependents or for their surviving beneficiaries. Premiums vary depending on the plan selected, qualified years of service, Medicare eligibility, and retirement status.

**JEFFERSON LOCAL SCHOOL DISTRICT
MADISON COUNTY, OHIO**

NOTES TO THE BASIC FINANCIAL STATEMENTS
FOR THE FISCAL YEAR ENDED JUNE 30, 2022

NOTE 13 - DEFINED BENEFIT OPEB PLANS - (Continued)

Funding Policy - State statute permits SERS to fund the health care benefits through employer contributions. Each year, after the allocation for statutorily required pensions and benefits, the Retirement Board may allocate the remainder of the employer contribution of 14% of covered payroll to the Health Care Fund in accordance with the funding policy. For the fiscal year ended June 30, 2022, SERS did not allocate any employer contributions to post-employment health care. An additional health care surcharge on employers is collected for employees earning less than an actuarially determined minimum compensation amount, pro-rated if less than a full year of service credit was earned. For fiscal year 2022, this amount was \$25,000. Statutes provide that no employer shall pay a health care surcharge greater than 2% of that employer's SERS-covered payroll; nor may SERS collect in aggregate more than 1.5% of the total statewide SERS-covered payroll for the health care surcharge. For fiscal year 2022, the District's surcharge obligation was \$35,155.

The surcharge added to the allocated portion of the 14% employer contribution rate is the total amount assigned to the Health Care Fund. The District's contractually required contribution to SERS was \$35,155 for fiscal year 2022. Of this amount, \$35,155 is reported as pension and postemployment benefits payable.

Plan Description - State Teachers Retirement System (STRS)

Plan Description - The State Teachers Retirement System of Ohio (STRS) administers a cost-sharing Health Plan administered for eligible retirees who participated in the defined benefit or combined pension plans offered by STRS. Ohio law authorizes STRS to offer this plan. Benefits include hospitalization, physicians' fees, prescription drugs and partial reimbursement of monthly Medicare Part B premiums. The Medicare Part B monthly reimbursement elimination date was postponed indefinitely. The Plan is included in the report of STRS which can be obtained by visiting www.strsoh.org or by calling (888) 227-7877.

Funding Policy - Ohio Revised Code Chapter 3307 authorizes STRS to offer the Plan and gives the Retirement Board discretionary authority over how much, if any, of the health care costs will be absorbed by STRS. Active employee members do not contribute to the Health Care Plan. Nearly all health care plan enrollees, for the most recent year, pay a portion of the health care costs in the form of a monthly premium. Under Ohio law, funding for post-employment health care may be deducted from employer contributions, currently 14% of covered payroll. For the fiscal year ended June 30, 2022, STRS did not allocate any employer contributions to post-employment health care.

OPEB Liabilities/Assets, OPEB Expense, and Deferred Outflows of Resources and Deferred Inflows of Resources Related to OPEB

The net OPEB liability/asset was measured as of June 30, 2021, and the total OPEB liability/asset used to calculate the net OPEB liability/asset was determined by an actuarial valuation as of that date. The District's proportion of the net OPEB liability/asset was based on the District's share of contributions to the respective retirement systems relative to the contributions of all participating entities.

**JEFFERSON LOCAL SCHOOL DISTRICT
MADISON COUNTY, OHIO**

NOTES TO THE BASIC FINANCIAL STATEMENTS
FOR THE FISCAL YEAR ENDED JUNE 30, 2022

NOTE 13 - DEFINED BENEFIT OPEB PLANS - (Continued)

Following is information related to the proportionate share and OPEB expense:

	<u>SERS</u>	<u>STRS</u>	<u>Total</u>
Proportion of the net OPEB liability/asset prior measurement date	0.060650800%	0.055930200%	
Proportion of the net OPEB liability/asset current measurement date	<u>0.058753000%</u>	<u>0.056116603%</u>	
Change in proportionate share	<u>-0.001897800%</u>	<u>0.000186403%</u>	
Proportionate share of the net OPEB liability	\$ 1,111,949	\$ -	\$ 1,111,949
Proportionate share of the net OPEB asset	\$ -	\$ (1,183,173)	\$ (1,183,173)
OPEB expense	\$ (18,869)	\$ (78,326)	\$ (97,195)

At June 30, 2022, the District reported deferred outflows of resources and deferred inflows of resources related to OPEB from the following sources:

	<u>SERS</u>	<u>STRS</u>	<u>Total</u>
Deferred outflows of resources			
Differences between expected and actual experience	\$ 11,853	\$ 42,129	\$ 53,982
Changes of assumptions	174,438	75,576	250,014
Difference between employer contributions and proportionate share of contributions/ change in proportionate share	40,385	23,401	63,786
Contributions subsequent to the measurement date	<u>35,155</u>	<u>-</u>	<u>35,155</u>
Total deferred outflows of resources	<u>\$ 261,831</u>	<u>\$ 141,106</u>	<u>\$ 402,937</u>
Deferred inflows of resources			
Differences between expected and actual experience	\$ 553,801	\$ 216,780	\$ 770,581
Net difference between projected and actual earnings on OPEB plan investments	24,154	327,957	352,111
Changes of assumptions	152,271	705,847	858,118
Difference between employer contributions and proportionate share of contributions/ change in proportionate share	<u>121,032</u>	<u>8,369</u>	<u>129,401</u>
Total deferred inflows of resources	<u>\$ 851,258</u>	<u>\$ 1,258,953</u>	<u>\$ 2,110,211</u>

\$35,155 reported as deferred outflows of resources related to OPEB resulting from District contributions subsequent to the measurement date will be recognized as a reduction of the net OPEB liability/asset in the fiscal year ending June 30, 2023.

**JEFFERSON LOCAL SCHOOL DISTRICT
MADISON COUNTY, OHIO**

NOTES TO THE BASIC FINANCIAL STATEMENTS
FOR THE FISCAL YEAR ENDED JUNE 30, 2022

NOTE 13 - DEFINED BENEFIT OPEB PLANS - (Continued)

Other amounts reported as deferred outflows of resources and deferred inflows of resources related to OPEB will be recognized in OPEB expense as follows:

	SERS	STRS	Total
Fiscal Year Ending June 30:			
2023	\$ (132,042)	\$ (318,894)	\$ (450,936)
2024	(132,209)	(310,688)	(442,897)
2025	(140,710)	(303,900)	(444,610)
2026	(126,692)	(138,790)	(265,482)
2027	(68,268)	(46,664)	(114,932)
Thereafter	(24,661)	1,089	(23,572)
Total	\$ (624,582)	\$ (1,117,847)	\$ (1,742,429)

Actuarial Assumptions - SERS

The total OPEB liability is determined by SERS' actuaries in accordance with GASB Statement No. 74, as part of their annual actuarial valuation for each retirement plan. Actuarial valuations of an ongoing plan involve estimates of the value of reported amounts (e.g., salaries, credited service) and assumptions about the probability of occurrence of events far into the future (e.g., mortality, disabilities, retirements, employment terminations). Actuarially determined amounts are subject to continual review and potential modifications, as actual results are compared with past expectations and new estimates are made about the future.

Projections of benefits for financial reporting purposes are based on the substantive plan (the plan as understood by the employers and plan members) and include the types of benefits provided at the time of each valuation and the historical pattern of sharing benefit costs between the employers and plan members to that point. The projection of benefits for financial reporting purposes does not explicitly incorporate the potential effects of legal or contractual funding limitations.

Actuarial calculations reflect a long-term perspective. For a newly hired employee, actuarial calculations will take into account the employee's entire career with the employer and also take into consideration the benefits, if any, paid to the employee after termination of employment until the death of the employee and any applicable contingent annuitant. In many cases, actuarial calculations reflect several decades of service with the employer and the payment of benefits after termination.

THIS SPACE INTENTIONALLY LEFT BLANK

**JEFFERSON LOCAL SCHOOL DISTRICT
MADISON COUNTY, OHIO**

NOTES TO THE BASIC FINANCIAL STATEMENTS
FOR THE FISCAL YEAR ENDED JUNE 30, 2022

NOTE 13 - DEFINED BENEFIT OPEB PLANS - (Continued)

Key methods and assumptions used in calculating the total OPEB liability in the latest actuarial valuation date of June 30, 2021 are presented below:

Wage inflation:	
Current measurement date	2.40%
Prior measurement date	3.00%
Future salary increases, including inflation:	
Current measurement date	3.25% to 13.58%
Prior measurement date	3.50% to 18.20%
Investment rate of return:	
Current measurement date	7.00% net of investment expense, including inflation
Prior measurement date	7.50% net of investment expense, including inflation
Municipal bond index rate:	
Current measurement date	1.92%
Prior measurement date	2.45%
Single equivalent interest rate, net of plan investment expense, including price inflation:	
Current measurement date	2.27%
Prior measurement date	2.63%
Medical trend assumption:	
Current measurement date	
Medicare	5.125 to 4.400%
Pre-Medicare	6.750 to 4.400%
Prior measurement date	
Medicare	5.25 to 4.75%
Pre-Medicare	7.00 to 4.75%

In 2021, Mortality rates were based on the PUB-2010 General Employee Amount Weight Below Median Healthy Retiree mortality table projected to 2017 with ages set forward 1 year and adjusted 94.20% for males and set forward 2 years and adjusted 81.35% for females. Mortality among disabled members were based upon the PUB-2010 General Disabled Retiree mortality table projected to 2017 with ages set forward 5 years and adjusted 103.3% for males and set forward 3 years and adjusted 106.8% for females. Future improvement in mortality rates is reflected by applying the MP-2020 projection scale generationally.

In the prior measurement date, the mortality rates were based on the RP-2014 Blue Collar Mortality Table with fully generational projection and a five-year age set-back for both males and females. Mortality among service retired members, and beneficiaries were based upon the RP-2014 Blue Collar Mortality Table with fully generational projection with Scale BB, 120% of male rates, and 110% of female rates. Mortality among disabled members was based upon the RP-2000 Disabled Mortality Table, 90% for male rates and 100% for female rates, set back five years is used for the period after disability retirement.

The most recent experience study was completed for the five-year period ended June 30, 2020.

**JEFFERSON LOCAL SCHOOL DISTRICT
MADISON COUNTY, OHIO**

NOTES TO THE BASIC FINANCIAL STATEMENTS
FOR THE FISCAL YEAR ENDED JUNE 30, 2022

NOTE 13 - DEFINED BENEFIT OPEB PLANS - (Continued)

The long-term expected rate of return on plan assets is reviewed as part of the actuarial five-year experience study. The most recent study covers fiscal years 2015 through 2020 and was adopted by the Board in 2021. Several factors are considered in evaluating the long-term rate of return assumption including long-term historical data, estimates inherent in current market data, and a log-normal distribution analysis in which best-estimate ranges of expected future real rates of return were developed by the investment consultant for each major asset class. These ranges were combined to produce the long-term expected rate of return, 7.00%, by weighting the expected future real rates of return by the target asset allocation percentage and then adding expected inflation. The capital market assumptions developed by the investment consultant are intended for use over a 10-year horizon and may not be useful in setting the long-term rate of return for funding pension plans which covers a longer timeframe. The assumption is intended to be a long-term assumption and is not expected to change absent a significant change in the asset allocation, a change in the inflation assumption, or a fundamental change in the market that alters expected returns in future years.

The target asset allocation and best estimates of arithmetic real rates of return for each major asset class, as used in the June 30, 2020 five-year experience study, are summarized as follows:

Asset Class	Target Allocation	Long-Term Expected Real Rate of Return
Cash	2.00 %	(0.33) %
US Equity	24.75	5.72
Non-US Equity Developed	13.50	6.55
Non-US Equity Emerging	6.75	8.54
Fixed Income/Global Bonds	19.00	1.14
Private Equity	11.00	10.03
Real Estate/Real Assets	16.00	5.41
Multi-Asset Strategy	4.00	3.47
Private Debt/Private Credit	3.00	5.28
Total	<u>100.00 %</u>	

Discount Rate - The discount rate used to measure the total OPEB liability at June 30, 2021 was 2.27%. The discount rate used to measure total OPEB liability prior to June 30, 2021 was 2.63%. The projection of cash flows used to determine the discount rate assumed that contributions will be made from members and the System at the contribution rate of 1.50% of projected covered payroll each year, which includes a 1.50% payroll surcharge and no contributions from the basic benefits plan. Based on these assumptions, the OPEB plan's fiduciary net position was projected to become insufficient to make all projected future benefit payments of current System members by SERS actuaries. The Municipal Bond Index Rate is used in the determination of the SEIR for both the June 30, 2020 and the June 30, 2021 total OPEB liability. The Municipal Bond Index rate is the single rate that will generate a present value of benefit payments equal to the sum of the present value determined by the long-term expected rate of return, and the present value determined by discounting those benefits after the date of depletion. The Municipal Bond Index Rate is 1.92% at June 30, 2021 and 2.45% at June 30, 2020.

Sensitivity of the District's Proportionate Share of the Net OPEB Liability to Changes in the Discount Rate and Changes in the Health Care Cost Trend Rates - The net OPEB liability is sensitive to changes in the discount rate and the health care cost trend rate. The following table presents the net OPEB liability, what the net OPEB liability would be if it were calculated using a discount rate that is 1 percentage point lower (1.27%) and higher (3.27%) than the current discount rate (2.27%). Also shown is what the net OPEB liability would be based on health care cost trend rates that are 1 percentage point lower (5.75% decreasing to 3.40%) and higher (7.75% decreasing to 5.40%) than the current rate (6.75% decreasing to 4.40%).

**JEFFERSON LOCAL SCHOOL DISTRICT
MADISON COUNTY, OHIO**

NOTES TO THE BASIC FINANCIAL STATEMENTS
FOR THE FISCAL YEAR ENDED JUNE 30, 2022

NOTE 13 - DEFINED BENEFIT OPEB PLANS - (Continued)

	1% Decrease	Current Discount Rate	1% Increase
District's proportionate share of the net OPEB liability	\$ 1,377,839	\$ 1,111,949	\$ 899,537
	1% Decrease	Current Trend Rate	1% Increase
District's proportionate share of the net OPEB liability	\$ 856,109	\$ 1,111,949	\$ 1,453,671

Actuarial Assumptions - STRS

Key methods and assumptions used in the latest actuarial valuation, reflecting experience study results used in the June 30, 2021, actuarial valuation, compared with June 30, 2020, are presented below:

	June 30, 2021		June 30, 2020	
Inflation	2.50%		2.50%	
Projected salary increases	12.50% at age 20 to 2.50% at age 65		12.50% at age 20 to 2.50% at age 65	
Investment rate of return	7.00%, net of investment expenses, including inflation		7.45%, net of investment expenses, including inflation	
Payroll increases	3.00%		3.00%	
Cost-of-living adjustments (COLA)	0.00%		0.00%	
Discount rate of return	7.00%		7.45%	
Blended discount rate of return	N/A		N/A	
Health care cost trends	Initial	Ultimate	Initial	Ultimate
Medical				
Pre-Medicare	5.00%	4.00%	5.00%	4.00%
Medicare	-16.18%	4.00%	-6.69%	4.00%
Prescription Drug				
Pre-Medicare	6.50%	4.00%	6.50%	4.00%
Medicare	29.98%	4.00%	11.87%	4.00%

Projections of benefits include the historical pattern of sharing benefit costs between the employers and retired plan members.

For healthy retirees the mortality rates are based on the RP-2014 Annuitant Mortality Tables with 50% of rates through age 69, 70% of rates between ages 70 and 79, 90% of rates between ages 80 and 84, and 100% of rates thereafter, projected forward generationally using mortality improvement scale MP-2016. For disabled retirees, mortality rates are based on the RP-2014 Disabled Mortality Tables with 90% of rates for males and 100% of rates for females, projected forward generationally using mortality improvement scale MP-2016.

Actuarial assumptions used in the June 30, 2021 valuation are based on the results of an actuarial experience study for the period July 1, 2011 through June 30, 2016.

**JEFFERSON LOCAL SCHOOL DISTRICT
MADISON COUNTY, OHIO**

NOTES TO THE BASIC FINANCIAL STATEMENTS
FOR THE FISCAL YEAR ENDED JUNE 30, 2022

NOTE 13 - DEFINED BENEFIT OPEB PLANS - (Continued)

Assumption Changes Since the Prior Measurement Date - The discount rate was adjusted to 7.00% from 7.45% for the June 30, 2021 valuation.

Benefit Term Changes Since the Prior Measurement Date - The non-Medicare subsidy percentage was increased effective January 1, 2022 from 2.055% to 2.100%. The non-Medicare frozen subsidy base premium was increased effective January 1, 2022. The Medicare Part D subsidy was updated to reflect it is expected to be negative in CY2022. The Part B monthly reimbursement elimination date was postponed indefinitely.

STRS' investment consultant develops an estimate range for the investment return assumption based on the target allocation adopted by the Retirement Board. The target allocation and long-term expected rate of return for each major asset class are summarized as follows:

Asset Class	Target Allocation	Long-Term Expected Real Rate of Return *
Domestic Equity	28.00 %	7.35 %
International Equity	23.00	7.55
Alternatives	17.00	7.09
Fixed Income	21.00	3.00
Real Estate	10.00	6.00
Liquidity Reserves	1.00	2.25
Total	<u>100.00 %</u>	

*10-Year geometric nominal returns, which include the real rate of return and inflation of 2.25% and does not include investment expenses. Over a 30-year period, STRS' investment consultant indicates that the above target allocations should generate a return above the actuarial rate of return, without net value added by management.

Discount Rate - The discount rate used to measure the total OPEB asset was 7.00% as of June 30, 2021. The projection of cash flows used to determine the discount rate assumed STRS Ohio continues to allocate no employer contributions to the health care fund. Based on these assumptions, the OPEB plan's fiduciary net position was projected to be available to make all projected future benefit payments to current plan members as of June 30, 2021. Therefore, the long-term expected rate of return on health care fund investments of 7.00% was applied to all periods of projected health care costs to determine the total OPEB liability as of June 30, 2021.

Sensitivity of the District's Proportionate Share of the Net OPEB Asset to Changes in the Discount and Health Care Cost Trend Rate - The following table represents the net OPEB asset as of June 30, 2021, calculated using the current period discount rate assumption of 7.00%, as well as what the net OPEB asset would be if it were calculated using a discount rate that is one percentage point lower (6.00%) or one percentage point higher (8.00%) than the current assumption. Also shown is the net OPEB asset as if it were calculated using health care cost trend rates that are one percentage point lower or one percentage point higher than the current health care cost trend rates.

	1% Decrease	Current Discount Rate	1% Increase
	District's proportionate share of the net OPEB asset	\$ 998,415	\$ 1,183,173
	1% Decrease	Current Trend Rate	1% Increase
	District's proportionate share of the net OPEB asset	\$ 1,331,256	\$ 1,183,173

**JEFFERSON LOCAL SCHOOL DISTRICT
MADISON COUNTY, OHIO**

NOTES TO THE BASIC FINANCIAL STATEMENTS
FOR THE FISCAL YEAR ENDED JUNE 30, 2022

NOTE 14 - BUDGETARY BASIS OF ACCOUNTING

While reporting financial position, results of operations, and changes in fund balance on the basis of accounting principles generally accepted in the United States of America (GAAP), the budgetary basis as provided by law is based upon accounting for certain transactions on a basis of cash receipts and disbursements.

The statement of revenue, expenditures and changes in fund balance - budget and actual (non-GAAP budgetary basis) presented for the general fund is presented on the budgetary basis to provide a meaningful comparison of actual results with the budget. The major differences between the budget basis and the GAAP basis are that:

- (a) Revenues and other financing sources are recorded when received in cash (budget basis) as opposed to when susceptible to accrual (GAAP basis);
- (b) Expenditures and other financing uses are recorded when paid in cash (budget basis) as opposed to when the liability is incurred (GAAP basis);
- (c) In order to determine compliance with Ohio law, and to reserve that portion of the applicable appropriation, total outstanding encumbrances (budget basis) are recorded as the equivalent of an expenditure, as opposed to assigned or committed fund balance for that portion of outstanding encumbrances not already recognized as an account payable (GAAP basis);
- (d) Some funds are included in the general fund (GAAP basis), but have separate legally adopted budgets (budget basis); and
- (e) Investments are reported at fair value (GAAP basis) rather than cost (budget basis).

The adjustments necessary to convert the results of operations for the year on the budget basis to the GAAP basis for the general fund are as follows:

Net Change in Fund Balance

	<u>General fund</u>
Budget basis	\$ 1,958,931
Net adjustment for revenue accruals	(104,020)
Net adjustment for expenditure accruals	310,195
Net adjustment for other sources/uses	55,159
Funds budgeted elsewhere	18,855
Adjustment for encumbrances	52,713
GAAP basis	\$ 2,291,833

Certain funds that are legally budgeted in separate special revenue funds are considered part of the general fund on a GAAP basis. This includes the uniform school supplies fund and the public school support fund.

**JEFFERSON LOCAL SCHOOL DISTRICT
MADISON COUNTY, OHIO**

NOTES TO THE BASIC FINANCIAL STATEMENTS
FOR THE FISCAL YEAR ENDED JUNE 30, 2022

NOTE 15 - CONTINGENCIES

A. Grants

The District receives significant financial assistance from numerous federal, State and local agencies in the form of grants. The disbursement of funds received under these programs generally requires compliance with terms and conditions specified in the grant agreements and are subject to audit by the grantor agencies. Any disallowed claims resulting from such audits could become a liability of the District. However, in the opinion of management, any such disallowed claims will not have a material effect on the financial position of the District.

B. Litigation

The District is involved in no material litigation as either plaintiff or defendant.

C. Foundation Funding

Foundation funding is based on the annualized full-time equivalent (FTE) enrollment of each student. Traditional districts must comply with minimum hours of instruction, instead of a minimum number of school days each year. The funding formula the Ohio Department of Education (ODE) is legislatively required to follow will continue to adjust as enrollment information is updated by the District, which can extend past the fiscal year-end. The final adjustments were not material and are not reflected in the accompanying financial statements.

NOTE 16 - SET-ASIDES

The District is required by State law to annually set-aside certain general fund revenue amounts, as defined by statutory formula, for the acquisition and construction of capital improvements. Amounts not spent by the end of the fiscal year or offset by similarly restricted resources received during the year must be held in cash at fiscal year-end. This amount must be carried forward to be used for the same purpose in future years. Expenditures exceeding the set-aside requirement may not be carried forward to the next fiscal year.

The following cash-basis information describes the change in the fiscal year-end set-aside amount for capital improvements. Disclosure of this information is required by State statute.

	<u>Capital Improvements</u>
Set-aside balance June 30, 2021	\$ -
Current year set-aside requirement	197,351
Current year qualifying expenditures	(92,370)
Current year offsets	<u>(289,721)</u>
Total	<u>\$ (184,740)</u>
Balance carried forward to fiscal year 2023	<u>\$ -</u>

In addition to the above statutory set-aside, the District also has \$3,882 in monies restricted for school bus purchases.

**JEFFERSON LOCAL SCHOOL DISTRICT
MADISON COUNTY, OHIO**

**NOTES TO THE BASIC FINANCIAL STATEMENTS
FOR THE FISCAL YEAR ENDED JUNE 30, 2022**

NOTE 17 - OTHER COMMITMENTS

The District utilizes encumbrance accounting as part of its budgetary controls. Encumbrances outstanding at year-end are reservations of fund balance for subsequent-year expenditures and may be reported as part of restricted, committed, or assigned classifications of fund balance. At year end, the District’s commitments for encumbrances in the governmental funds were as follows:

<u>Fund</u>	<u>Year-End Encumbrances</u>
General fund	\$ 48,903
Other governmental	<u>36,800</u>
Total	<u>\$ 85,703</u>

NOTE 18 - TAX ABATEMENTS ENTERED INTO BY OTHER GOVERNMENTS

Local governments within the taxing district entered into property tax abatement agreements with property owners under the Community Reinvestment Agreement (“CRA”) program and under Enterprise Zone tax abatement agreements. The CRA program is a directive incentive tax exemption program benefiting property owners who renovate or construct new buildings. Under this program, the County designates areas to encourage revitalization of the existing housing stock and the development of new structures. Enterprise zones are designated areas of land in which businesses can receive tax incentives in the form of tax exemptions on eligible new investment. The Enterprise Zone Program provides tax exemptions for a portion of the value of new real property when the investment is made in conjunction with a project that includes job creation or job retention. These tax abatements reduce assessed value by a percentage agreed upon by all parties that authorize these types of agreements. The agreements affect the property tax receipts collected and distributed to the District. Under the agreements, the District property taxes were reduced by \$3,538,441 during fiscal year 2022.

NOTE 19 - COVID-19

The United States and the State of Ohio declared a state of emergency in March of 2020 due to the COVID-19 pandemic. Ohio’s state of emergency ended in June, 2021 while the national state of emergency continues. During fiscal year 2022, the District received COVID-19 funding. The financial impact of COVID-19 and the continuing emergency measures may impact subsequent periods of the District. The impact on the District’s future operating costs, revenues, and additional recovery from emergency funding, either federal or state, cannot be estimated.

THIS PAGE IS INTENTIONALLY LEFT BLANK

REQUIRED SUPPLEMENTARY INFORMATION

**JEFFERSON LOCAL SCHOOL DISTRICT
MADISON COUNTY, OHIO**

SCHEDULES OF REQUIRED SUPPLEMENTARY INFORMATION

SCHEDULE OF THE DISTRICT'S PROPORTIONATE SHARE OF
THE NET PENSION LIABILITY
SCHOOL EMPLOYEES RETIREMENT SYSTEM (SERS) OF OHIO

LAST NINE FISCAL YEARS

	<u>2022</u>	<u>2021</u>	<u>2020</u>	<u>2019</u>
District's proportion of the net pension liability	0.058106700%	0.06055590%	0.06229130%	0.06260000%
District's proportionate share of the net pension liability	\$ 2,143,969	\$ 4,005,295	\$ 3,726,998	\$ 3,585,218
District's covered payroll	\$ 1,947,714	\$ 2,041,314	\$ 2,245,304	\$ 2,006,370
District's proportionate share of the net pension liability as a percentage of its covered payroll	110.08%	196.21%	165.99%	178.69%
Plan fiduciary net position as a percentage of the total pension liability	82.86%	68.55%	70.85%	71.36%

Note: Information prior to 2014 was unavailable. Schedule is intended to show information for 10 years. Additional years will be displayed as they become available.

Amounts presented for each fiscal year were determined as of the District's measurement date which is the prior year-end.

SEE ACCOMPANYING NOTES TO THE REQUIRED SUPPLEMENTARY INFORMATION

<u>2018</u>	<u>2017</u>	<u>2016</u>	<u>2015</u>	<u>2014</u>
0.05877640%	0.06135380%	0.05923750%	0.05926900%	0.05926900%
\$ 3,511,760	\$ 4,490,532	\$ 3,380,149	\$ 2,999,570	\$ 3,524,537
\$ 1,969,979	\$ 1,953,500	\$ 1,783,300	\$ 1,722,229	\$ 1,757,775
178.26%	229.87%	189.54%	174.17%	200.51%
69.50%	62.98%	69.16%	71.70%	65.52%

**JEFFERSON LOCAL SCHOOL DISTRICT
MADISON COUNTY, OHIO**

SCHEDULES OF REQUIRED SUPPLEMENTARY INFORMATION

SCHEDULE OF THE DISTRICT'S PROPORTIONATE SHARE OF
THE NET PENSION LIABILITY
STATE TEACHERS RETIREMENT SYSTEM (STRS) OF OHIO

LAST NINE FISCAL YEARS

	<u>2022</u>	<u>2021</u>	<u>2020</u>	<u>2019</u>
District's proportion of the net pension liability	0.056116603%	0.05593020%	0.05633829%	0.05749989%
District's proportionate share of the net pension liability	\$ 7,175,012	\$ 13,533,118	\$ 12,458,874	\$ 12,642,935
District's covered payroll	\$ 6,908,479	\$ 6,718,871	\$ 6,663,021	\$ 6,593,157
District's proportionate share of the net pension liability as a percentage of its covered payroll	103.86%	201.42%	186.99%	191.76%
Plan fiduciary net position as a percentage of the total pension liability	87.78%	75.48%	77.40%	77.31%

Note: Information prior to 2014 was unavailable. Schedule is intended to show information for 10 years. Additional years will be displayed as they become available.

Amounts presented for each fiscal year were determined as of the District's measurement date which is the prior year-end.

SEE ACCOMPANYING NOTES TO THE REQUIRED SUPPLEMENTARY INFORMATION

<u>2018</u>	<u>2017</u>	<u>2016</u>	<u>2015</u>	<u>2014</u>
0.05619002%	0.05641476%	0.05385427%	0.05412663%	0.05412663%
\$ 13,348,060	\$ 18,883,721	\$ 14,883,745	\$ 13,165,470	\$ 15,682,621
\$ 6,391,071	\$ 6,048,829	\$ 5,715,121	\$ 5,530,423	\$ 5,617,538
208.85%	312.19%	260.43%	238.06%	279.17%
75.30%	66.80%	72.10%	74.70%	69.30%

**JEFFERSON LOCAL SCHOOL DISTRICT
MADISON COUNTY, OHIO**

SCHEDULES OF REQUIRED SUPPLEMENTARY INFORMATION

SCHEDULE OF DISTRICT PENSION CONTRIBUTIONS
SCHOOL EMPLOYEES RETIREMENT SYSTEM (SERS) OF OHIO

	LAST TEN FISCAL YEARS			
	<u>2022</u>	<u>2021</u>	<u>2020</u>	<u>2019</u>
Contractually required contribution	\$ 291,079	\$ 272,680	\$ 285,784	\$ 303,116
Contributions in relation to the contractually required contribution	<u>(291,079)</u>	<u>(272,680)</u>	<u>(285,784)</u>	<u>(303,116)</u>
Contribution deficiency (excess)	<u>\$ -</u>	<u>\$ -</u>	<u>\$ -</u>	<u>\$ -</u>
District's covered payroll	\$ 2,079,136	\$ 1,947,714	\$ 2,041,314	\$ 2,245,304
Contributions as a percentage of covered payroll	14.00%	14.00%	14.00%	13.50%

SEE ACCOMPANYING NOTES TO THE REQUIRED SUPPLEMENTARY INFORMATION

<u>2018</u>	<u>2017</u>	<u>2016</u>	<u>2015</u>	<u>2014</u>	<u>2013</u>
\$ 270,860	\$ 275,797	\$ 273,490	\$ 235,039	\$ 238,701	\$ 243,276
<u>(270,860)</u>	<u>(275,797)</u>	<u>(273,490)</u>	<u>(235,039)</u>	<u>(238,701)</u>	<u>(243,276)</u>
<u>\$ -</u>	<u>\$ -</u>	<u>\$ -</u>	<u>\$ -</u>	<u>\$ -</u>	<u>\$ -</u>
\$ 2,006,370	\$ 1,969,979	\$ 1,953,500	\$ 1,783,300	\$ 1,722,229	\$ 1,757,775
13.50%	14.00%	14.00%	13.18%	13.86%	13.84%

**JEFFERSON LOCAL SCHOOL DISTRICT
MADISON COUNTY, OHIO**

SCHEDULES OF REQUIRED SUPPLEMENTARY INFORMATION

SCHEDULE OF DISTRICT PENSION CONTRIBUTIONS
STATE TEACHERS RETIREMENT SYSTEM (STRS) OF OHIO

	LAST TEN FISCAL YEARS			
	<u>2022</u>	<u>2021</u>	<u>2020</u>	<u>2019</u>
Contractually required contribution	\$ 988,843	\$ 967,187	\$ 940,642	\$ 932,823
Contributions in relation to the contractually required contribution	<u>(988,843)</u>	<u>(967,187)</u>	<u>(940,642)</u>	<u>(932,823)</u>
Contribution deficiency (excess)	<u>\$ -</u>	<u>\$ -</u>	<u>\$ -</u>	<u>\$ -</u>
District's covered payroll	\$ 7,063,164	\$ 6,908,479	\$ 6,718,871	\$ 6,663,021
Contributions as a percentage of covered payroll	14.00%	14.00%	14.00%	14.00%

SEE ACCOMPANYING NOTES TO THE REQUIRED SUPPLEMENTARY INFORMATION

<u>2018</u>	<u>2017</u>	<u>2016</u>	<u>2015</u>	<u>2014</u>	<u>2013</u>
\$ 923,042	\$ 894,750	\$ 846,836	\$ 800,117	\$ 718,955	\$ 730,280
<u>(923,042)</u>	<u>(894,750)</u>	<u>(846,836)</u>	<u>(800,117)</u>	<u>(718,955)</u>	<u>(730,280)</u>
<u>\$ -</u>	<u>\$ -</u>	<u>\$ -</u>	<u>\$ -</u>	<u>\$ -</u>	<u>\$ -</u>
\$ 6,593,157	\$ 6,391,071	\$ 6,048,829	\$ 5,715,121	\$ 5,530,423	\$ 5,617,538
14.00%	14.00%	14.00%	14.00%	13.00%	13.00%

**JEFFERSON LOCAL SCHOOL DISTRICT
MADISON COUNTY, OHIO**

SCHEDULES OF REQUIRED SUPPLEMENTARY INFORMATION

SCHEDULE OF THE DISTRICT'S PROPORTIONATE SHARE OF
THE NET OPEB LIABILITY
SCHOOL EMPLOYEES RETIREMENT SYSTEM (SERS) OF OHIO

LAST SIX FISCAL YEARS

	<u>2022</u>	<u>2021</u>	<u>2020</u>	<u>2019</u>
District's proportion of the net OPEB liability	0.058753000%	0.06065080%	0.06270310%	0.06300400%
District's proportionate share of the net OPEB liability	\$ 1,111,949	\$ 1,318,140	\$ 1,576,851	\$ 1,747,901
District's covered payroll	\$ 1,947,714	\$ 2,041,314	\$ 2,245,304	\$ 2,006,370
District's proportionate share of the net OPEB liability as a percentage of its covered payroll	57.09%	64.57%	70.23%	87.12%
Plan fiduciary net position as a percentage of the total OPEB liability	24.08%	18.17%	15.57%	13.57%

Note: Information prior to 2017 was unavailable. Schedule is intended to show information for 10 years. Additional years will be displayed as they become available.

Amounts presented for each fiscal year were determined as of the District's measurement date which is the prior year-end.

SEE ACCOMPANYING NOTES TO THE REQUIRED SUPPLEMENTARY INFORMATION

<u>2018</u>	<u>2017</u>
0.05863730%	0.06178257%
\$ 1,573,671	\$ 1,761,032
\$ 1,969,979	\$ 1,953,500
79.88%	90.15%
12.46%	11.49%

**JEFFERSON LOCAL SCHOOL DISTRICT
MADISON COUNTY, OHIO**

SCHEDULES OF REQUIRED SUPPLEMENTARY INFORMATION

SCHEDULE OF THE DISTRICT'S PROPORTIONATE SHARE OF
THE NET OPEB LIABILITY/ASSET
STATE TEACHERS RETIREMENT SYSTEM (STRS) OF OHIO

LAST SIX FISCAL YEARS

	<u>2022</u>	<u>2021</u>	<u>2020</u>	<u>2019</u>
District's proportion of the net OPEB liability/asset	0.056116603%	0.05593020%	0.05633829%	0.05749989%
District's proportionate share of the net OPEB liability/(asset)	\$ (1,183,173)	\$ (982,973)	\$ (933,097)	\$ (923,964)
District's covered payroll	\$ 6,908,479	\$ 6,718,871	\$ 6,663,021	\$ 6,593,157
District's proportionate share of the net OPEB liability/asset as a percentage of its covered payroll	17.13%	14.63%	14.00%	14.01%
Plan fiduciary net position as a percentage of the total OPEB liability/asset	174.73%	182.10%	174.70%	176.00%

Note: Information prior to 2017 was unavailable. Schedule is intended to show information for 10 years. Additional years will be displayed as they become available.

Amounts presented for each fiscal year were determined as of the District's measurement date which is the prior year-end.

SEE ACCOMPANYING NOTES TO THE REQUIRED SUPPLEMENTARY INFORMATION

	<u>2018</u>		<u>2017</u>
	0.05619002%		0.05641476%
\$	2,192,327	\$	3,017,076
\$	6,391,071	\$	6,048,829
	34.30%		49.88%
	47.10%		37.30%

**JEFFERSON LOCAL SCHOOL DISTRICT
MADISON COUNTY, OHIO**

SCHEDULES OF REQUIRED SUPPLEMENTARY INFORMATION

SCHEDULE OF DISTRICT OPEB CONTRIBUTIONS
SCHOOL EMPLOYEES RETIREMENT SYSTEM (SERS) OF OHIO

	LAST TEN FISCAL YEARS			
	<u>2022</u>	<u>2021</u>	<u>2020</u>	<u>2019</u>
Contractually required contribution	\$ 35,155	\$ 32,376	\$ 28,615	\$ 44,188
Contributions in relation to the contractually required contribution	<u>(35,155)</u>	<u>(32,376)</u>	<u>(28,615)</u>	<u>(44,188)</u>
Contribution deficiency (excess)	<u>\$ -</u>	<u>\$ -</u>	<u>\$ -</u>	<u>\$ -</u>
District's covered payroll	\$ 2,079,136	\$ 1,947,714	\$ 2,041,314	\$ 2,245,304
Contributions as a percentage of covered payroll	1.69%	1.66%	1.40%	1.97%

SEE ACCOMPANYING NOTES TO THE REQUIRED SUPPLEMENTARY INFORMATION

<u>2018</u>	<u>2017</u>	<u>2016</u>	<u>2015</u>	<u>2014</u>	<u>2013</u>
\$ 41,832	\$ 27,300	\$ 29,577	\$ 56,970	\$ 30,837	\$ 26,514
<u>(41,832)</u>	<u>(27,300)</u>	<u>(29,577)</u>	<u>(56,970)</u>	<u>(30,837)</u>	<u>(26,514)</u>
<u>\$ -</u>	<u>\$ -</u>	<u>\$ -</u>	<u>\$ -</u>	<u>\$ -</u>	<u>\$ -</u>
\$ 2,006,370	\$ 1,969,979	\$ 1,953,500	\$ 1,783,300	\$ 1,722,229	\$ 1,757,775
2.08%	1.39%	1.51%	3.19%	1.79%	1.51%

**JEFFERSON LOCAL SCHOOL DISTRICT
MADISON COUNTY, OHIO**

SCHEDULES OF REQUIRED SUPPLEMENTARY INFORMATION

SCHEDULE OF DISTRICT OPEB CONTRIBUTIONS
STATE TEACHERS RETIREMENT SYSTEM (STRS) OF OHIO

	LAST TEN FISCAL YEARS			
	<u>2022</u>	<u>2021</u>	<u>2020</u>	<u>2019</u>
Contractually required contribution	\$ -	\$ -	\$ -	\$ -
Contributions in relation to the contractually required contribution	<u>-</u>	<u>-</u>	<u>-</u>	<u>-</u>
Contribution deficiency (excess)	<u>\$ -</u>	<u>\$ -</u>	<u>\$ -</u>	<u>\$ -</u>
District's covered payroll	\$ 7,063,164	\$ 6,908,479	\$ 6,718,871	\$ 6,663,021
Contributions as a percentage of covered payroll	0.00%	0.00%	0.00%	0.00%

SEE ACCOMPANYING NOTES TO THE REQUIRED SUPPLEMENTARY INFORMATION

<u>2018</u>	<u>2017</u>	<u>2016</u>	<u>2015</u>	<u>2014</u>	<u>2013</u>
\$ -	\$ -	\$ -	\$ -	\$ 56,970	\$ 56,175
-	-	-	-	(56,970)	(56,175)
<u>\$ -</u>	<u>\$ -</u>	<u>\$ -</u>	<u>\$ -</u>	<u>\$ -</u>	<u>\$ -</u>
\$ 6,593,157	\$ 6,391,071	\$ 6,048,829	\$ 5,715,121	\$ 5,530,423	\$ 5,617,538
0.00%	0.00%	0.00%	0.00%	1.00%	1.00%

**JEFFERSON LOCAL SCHOOL DISTRICT
MADISON COUNTY, OHIO**

NOTES TO THE REQUIRED SUPPLEMENTARY INFORMATION
FOR THE FISCAL YEAR ENDED JUNE 30, 2022

PENSION

SCHOOL EMPLOYEES RETIREMENT SYSTEM (SERS) OF OHIO

Changes in benefit terms :

- There were no changes in benefit terms from the amounts reported for fiscal years 2014-2017.
- For fiscal year 2018, SERS changed from a fixed 3% annual increase to a Cost of Living Adjustment (COLA) based on the changes in the Consumer Price Index (CPI-W), with a cap of 2.5% and a floor of 0%.
- There were no changes in benefit terms from the amounts previously reported for fiscal year 2019.
- There were no changes in benefit terms from the amounts previously reported for fiscal year 2020.
- There were no changes in benefit terms from the amounts previously reported for fiscal year 2021.
- For fiscal year 2022, SERS changed from a Cost of Living Adjustment (COLA) of 2.5% to 2.0%.

Changes in assumptions :

- There were no changes in methods and assumptions used in the calculation of actuarial determined contributions for fiscal years 2014-2016.
- For fiscal year 2017, the following changes of assumptions affected the total pension liability since the prior measurement date: (a) the assumed rate of inflation was reduced from 3.25% to 3.00%, (b) payroll growth assumption was reduced from 4.00% to 3.50%, (c) assumed real wage growth was reduced from 0.75% to 0.50%, (d) rates of withdrawal, retirement and disability were updated to reflect recent experience, (e) mortality among active members was updated to RP-2014 Blue Collar Mortality Table with fully generational projection and a five year age set-back for both males and females, (f) mortality among service retired members and beneficiaries was updated to the following RP-2014 Blue Collar Mortality Table with fully generational projection with Scale BB, 120% of male rates and 110% of female rates, (g) mortality among disabled members was updated to RP-2000 Disabled Mortality Table, 90% for male rates and 100% for female rates, set back five years is used for the period after disability retirement and (h) the discount rate was reduced from 7.75% to 7.50%.
- There were no changes in methods and assumptions used in the calculation of actuarial determined contributions for fiscal year 2018.
- There were no changes in methods and assumptions used in the calculation of actuarial determined contributions for fiscal year 2019.
- There were no changes in methods and assumptions used in the calculation of actuarial determined contributions for fiscal year 2020.
- There were no changes in methods and assumptions used in the calculation of actuarial determined contributions for fiscal year 2021.
- For fiscal year 2022, the following changes of assumptions affected the total pension liability since the prior measurement date: (a) wage inflation decreased from 3.00% to 2.40%, (b) future salary increases changed from 3.50%-18.20% to 3.25%-13.58%, (c) investment rate of return decreased from 7.50% to 7.00%, (d) discount rate decreased from 7.50% to 7.00% and (e) mortality tables changed from the RP-2014 Blue Collar mortality table to the PUB-2010 General Employee Amount Weight Below Median Healthy Retiree mortality table.

STATE TEACHERS RETIREMENT SYSTEM (STRS) OF OHIO

Changes in benefit terms :

- There were no changes in benefit terms from the amounts reported for fiscal years 2014-2017.
- For fiscal year 2018, STRS decreased the Cost of Living Adjustment (COLA) to zero.
- There were no changes in benefit terms from amounts previously reported for fiscal year 2019.
- There were no changes in benefit terms from amounts previously reported for fiscal year 2020.
- There were no changes in benefit terms from amounts previously reported for fiscal year 2021.
- There were no changes in benefit terms from amounts previously reported for fiscal year 2022.

(Continued)

**JEFFERSON LOCAL SCHOOL DISTRICT
MADISON COUNTY, OHIO**

NOTES TO THE REQUIRED SUPPLEMENTARY INFORMATION (CONTINUED)
FOR THE FISCAL YEAR ENDED JUNE 30, 2022

PENSION (CONTINUED)

Changes in assumptions :

- There were no changes in methods and assumptions used in the calculation of actuarial determined contributions for fiscal years 2014-2017.
- For fiscal year 2018, the following changes of assumption affected the total pension liability since the prior measurement date: (a) the long-term expected rate of return was reduced from 7.75% to 7.45%, (b) the inflation assumption was lowered from 2.75% to 2.50%, (c) the payroll growth assumption was lowered to 3.00%, (d) total salary increases rate was lowered by decreasing the merit component of the individual salary increases, in addition to a decrease of 0.25% due to lower inflation, (e) the healthy and disabled mortality assumptions were updated to the RP-2014 mortality tables with generational improvement scale MP-2016 and (f) rates of retirement, termination and disability were modified to better reflect anticipated future experience.
- There were no changes in methods and assumptions used in the calculation of actuarial determined contributions for fiscal year 2019.
- There were no changes in methods and assumptions used in the calculation of actuarial determined contributions for fiscal year 2020.
- There were no changes in methods and assumptions used in the calculation of actuarial determined contributions for fiscal year 2021.
- For fiscal year 2022, the following changes of assumption affected the total pension liability since the prior measurement date: (a) the long-term expected rate of return was reduced from 7.45% to 7.00% and (b) the discount rate of return was reduced from 7.45% to 7.00%.

OTHER POSTEMPLOYMENT BENEFITS (OPEB)

SCHOOL EMPLOYEES RETIREMENT SYSTEM (SERS) OF OHIO

Changes in benefit terms :

- There were no changes in benefit terms from the amounts reported for fiscal years 2014-2022.

Changes in assumptions :

- There were no changes in methods and assumptions used in the calculation of actuarial determined contributions for fiscal year 2017.
- For fiscal year 2018, the following changes of assumptions affected the total OPEB liability since the prior measurement date: (a) assumed rate of inflation was reduced from 3.25% to 3.00%, (b) payroll growth assumption was reduced from 4.00% to 3.50%, (c) assumed real wage growth was reduced from 0.75% to 0.50%, (d) rates of withdrawal, retirement, and disability were updated to reflect recent experience, (e) mortality among active members was updated to the following: RP-2014 Blue Collar Mortality Table with fully generational projection and a five-year age set-back for both males and females, (f) mortality among service retired members and beneficiaries was updated to the following: RP-2014 Blue Collar Mortality Table with fully generational projection with Scale BB, 120% of male rates, and 110% of female rates, (g) mortality among disabled members was updated to the following: RP-2000 Disabled Mortality Table, 90% for male rates and 100% for female rates, set back five years is used for the period after disability retirement, (h) the municipal bond index rate increased from 2.92% to 3.56% and (i) the single equivalent interest rate, net of plan investment expense, including price inflation increased from 2.98% to 3.63%.
- For fiscal year 2019, the following changes of assumptions affected the total OPEB liability since the prior measurement date: (a) the discount rate increased from 3.63% to 3.70%, (b) the health care cost trend rates for Medicare were changed from a range of 5.50%-5.00% to a range of 5.375%-4.75% and Pre-Medicare were changed from a range of 7.50%-5.00% to a range of 7.25%-4.75%, (c) the municipal bond index rate increased from 3.56% to 3.62% and (d) the single equivalent interest rate, net of plan investment expense, including price inflation increased from 3.63% to 3.70%.
- For fiscal year 2020, the following changes of assumptions affected the total OPEB liability since the prior measurement date: (a) the discount rate decreased from 3.70% to 3.22%, (b) the health care cost trend rates for Medicare were changed from a range of 5.375%-4.75% to a range of 5.25%-4.75% and Pre-Medicare were changed from a range of 7.25%-4.75% to a range of 7.00%-4.75%, (c) the municipal bond index rate decreased from 3.62% to 3.13% and (d) the single equivalent interest rate, net of plan investment expense, including price inflation decreased from 3.70% to 3.22%.
- For fiscal year 2021, the following changes of assumptions affected the total OPEB liability since the prior measurement date: (a) the discount rate decreased from 3.22% to 2.63% and (b) the municipal bond index rate decreased from 3.13% to 2.45%.
- For fiscal year 2022, the following changes of assumptions affected the total pension liability since the prior measurement date: (a) wage inflation decreased from 3.00% to 2.40%, (b) future salary increases changed from 3.50%-18.20% to 3.25%-13.58%, (c) investment rate of return decreased from 7.50% to 7.00%, (d) discount rate decreased from 7.50% to 7.00% and (e) mortality tables changed from the RP-2014 Blue Collar mortality table to the PUB-2010 General Employee Amount Weight Below Median Healthy Retiree mortality table.

(Continued)

**JEFFERSON LOCAL SCHOOL DISTRICT
MADISON COUNTY, OHIO**

NOTES TO THE REQUIRED SUPPLEMENTARY INFORMATION (CONTINUED)
FOR THE FISCAL YEAR ENDED JUNE 30, 2022

OTHER POSTEMPLOYMENT BENEFITS (OPEB) (CONTINUED)

STATE TEACHERS RETIREMENT SYSTEM (STRS) OF OHIO

Changes in benefit terms :

- There were no changes in benefit terms from the amounts previously reported for fiscal year 2017.
- For fiscal year 2018, STRS reduced the subsidy multiplier for non-Medicare benefit recipients from 2.1% to 1.9% per year of service. Medicare Part B premium reimbursements were discontinued for certain survivors and beneficiaries and all remaining Medicare Part B premium reimbursements will be discontinued beginning January 2019.
- For fiscal year 2019, STRS increased the subsidy multiplier for non-Medicare benefit recipients from 1.9% to 1.944% per year of service effective January 1, 2019. The non-Medicare frozen subsidy base premium was increased January 1, 2019 and all remaining Medicare Part B premium reimbursements will be discontinued beginning January 1, 2020.
- For fiscal year 2020, STRS increased the subsidy percentage from 1.944% to 1.984% effective January 1, 2020. The Medicare subsidy percentages were adjusted effective January 1, 2021 to 2.1% for the Medicare plan. The Medicare Part B monthly reimbursement elimination date was postponed to January 1, 2021.
- For fiscal year 2021, the non-Medicare subsidy percentage was increased effective January 1, 2021 from 1.984% to 2.055% per year of service. The non-Medicare frozen subsidy base premium was increased effective January 1, 2021. The Medicare subsidy percentages were adjusted effective January 1, 2021 to 2.1% for the AMA Medicare plan. The Medicare Part B monthly reimbursement elimination date was postponed indefinitely.
- For fiscal year 2022, the non-Medicare subsidy percentage was increased effective January 1, 2022 from 2.055% to 2.100%. The non-Medicare frozen subsidy base premium was increased effective January 1, 2022. The Medicare Part D subsidy was updated to reflect it is expected to be negative in CY2022. The Part B monthly reimbursement elimination date was postponed indefinitely.

Changes in assumptions :

- There were no changes in methods and assumptions used in the calculation of actuarial determined contributions for fiscal year 2017.
- For fiscal year 2018, the following changes of assumptions affected the total OPEB liability since the prior measurement date: (a) the discount rate was increased from 3.26% to 4.13% based on the methodology defined under GASB Statement No. 74, Financial Reporting for Postemployment Benefit Plans Other Than Pension Plans (OPEB), (b) the long term expected rate of return was reduced from 7.75% to 7.45%, (c) valuation year per capita health care costs were updated, and the salary scale was modified, (d) the percentage of future retirees electing each option was updated based on current data and the percentage of future disabled retirees and terminated vested participants electing health coverage were decreased and (e) the assumed mortality, disability, retirement, withdrawal and future health care cost trend rates were modified along with the portion of rebated prescription drug costs.
- For fiscal year 2019, the following changes of assumptions affected the total OPEB liability/asset since the prior measurement date: (a) the discount rate was increased from the blended rate of 4.13% to the long-term expected rate of return of 7.45% based on the methodology defined under GASB Statement No. 74, Financial Reporting for Postemployment Benefit Plans Other Than Pension Plans (OPEB) and (b) decrease in health care cost trend rates from 6.00%-11.00% initial; 4.50% ultimate down to Medical Pre-Medicare 6.00% and Medicare 5.00% initial; 4.00% ultimate and Prescription Drug Pre-Medicare 8.00% and Medicare (5.23%) initial; 4.00% ultimate.
- For fiscal year 2020, health care cost trend rates were changed to the following: medical pre-Medicare from 6.00% initial - 4.00% ultimate down to 5.87% initial - 4.00% ultimate; medical Medicare from 5.00% initial - 4.00% ultimate down to 4.93% initial - 4.00% ultimate; prescription drug pre-Medicare from 8.00% initial - 4.00% ultimate down to 7.73% initial - 4.00% ultimate and (5.23%) initial - 4.00% ultimate up to 9.62% initial - 4.00% ultimate.
- For fiscal year 2021, health care cost trend rates were changed to the following: medical pre-Medicare from 5.87% initial - 4.00% ultimate down to 5.00% initial - 4.00% ultimate; medical Medicare from 4.93% initial - 4.00% ultimate down to -6.69% initial - 4.00% ultimate; prescription drug pre-Medicare from 7.73% initial - 4.00% ultimate down to 6.50% initial - 4.00% ultimate; prescription drug Medicare from 9.62% initial - 4.00% ultimate up to 11.87% initial - 4.00% ultimate.
- For fiscal year 2022, the following changes of assumption affected the total OPEB liability since the prior measurement date: (a) the long-term expected rate of return was reduced from 7.45% to 7.00%, (b) the discount rate of return was reduced from 7.45% to 7.00% and (c) health care cost trend rates were changed to the following: medical Medicare from -6.69% initial - 4.00% ultimate down to -16.18% initial - 4.00% ultimate; prescription drug Medicare from 11.87% initial - 4.00% ultimate up to 29.98% initial - 4.00% ultimate.

**Jefferson Local School District
Madison County, Ohio**

*Schedule of Federal Awards Expenditures
For the Fiscal Year Ended June 30, 2022*

Federal Grantor/Pass Through Grantor/Program Title	Pass Through Entity Number	Federal Assistance Listing Number	Federal Awards Expenditures
<u>United States Department of Agriculture</u>			
<i>Passed through the Ohio Department of Education</i>			
Child Nutrition Cluster:			
School Breakfast Program	3L70	10.553	\$ 119,440
National School Lunch Program	3L60	10.555	405,817
Non-Cash Assistance - National School Lunch Program (NSLP)	N/A	10.555	36,504
COVID-19 School Lunch Program	3L70	10.555	<u>32,543</u>
Total Child Nutrition Cluster			594,304
Pandemic EBT Administrative Costs	3HF0	10.649	<u>614</u>
Total United States Department of Agriculture			594,918
<u>United States Department of Education</u>			
<i>Passed through the Ohio Department of Education</i>			
Special Education Cluster (IDEA)			
Special Education-Grants to States	3M20	84.027	241,589
Special Education-Preschool Grants	3C50	84.173	13,065
COVID-19 Special Education-Preschool Grants	3IA0	84.173X	<u>3,792</u>
Total Special Education Cluster (IDEA)			258,446
Title I Grants to Local Educational Agencies	3M00	84.010	188,411
Student Support and Academic Enrichment Program	3HI0	84.424	4,280
Supporting Effective Instruction State Grants	3Y60	84.367	22,285
COVID-19 Elementary and Secondary School Emergency Relief Fund	3HS0	84.425D	173,477
COVID-19 American Rescue Plan Elementary and Secondary School Emergency Relief Fund	3HS0	84.425U	620,162
COVID-19 American Rescue Plan Elementary and Secondary School Emergency Relief Fund-Homeless Children and Youth	3HZ0	84.425W	<u>7,600</u>
Total Elementary and Secondary School Emergency Relief Fund			<u>801,239</u>
Total United States Department of Education			1,274,661
<u>United States Department of the Treasury</u>			
<i>Passed through Madison County</i>			
COVID-19 Coronavirus Relief Fund	N/A	21.019	<u>11,397</u>
Total United States Department of the Treasury			11,397
Total Federal Financial Assistance			<u><u>\$1,880,976</u></u>

N/A - pass through entity number not available.

Jefferson Local School District
Madison County, Ohio

Notes to the Schedule of Federal Awards Expenditures
For the Fiscal Year Ended June 30, 2022

Note 1 – Basis of Presentation

The accompanying schedule of federal awards expenditures (the schedule) is a summary of the activity of the District's federal award programs. The information in this schedule is presented in accordance with the requirements of Title 2 U.S. *Code of Federal Regulations* Part 200, *Uniform Administrative Requirements, Cost Principles, and Audit Requirements for Federal Awards* (Uniform Guidance). Because the schedule presents only a selected portion of the operations of the District, it is not intended to and does not present the financial position, changes in net position, or cash flows of the District.

Note 2 – Summary of Significant Accounting Policies

Expenditures reported on the schedule are reported on the cash basis of accounting. Such expenditures are recognized following the cost principles contained in Title 2 U.S. *Code of Federal Regulations* Part 200, *Uniform Administrative Requirements, Cost Principles, and Audit Requirements for Federal Awards*, wherein certain types of expenditures may or may not be allowable or may be limited as to reimbursement. The District has elected not to use the 10-percent de minimis indirect cost rate as allowed under the Uniform Guidance.

Note 3 – Child Nutrition Cluster

The District commingles cash receipts from the U.S. Department of Agriculture with similar State grants. When reporting expenditures on this schedule, the District assumes it expends federal monies first.

Note 4 – Food Donation Program

The District reports commodities consumed on the Schedule at entitlement value. The District allocated donated food commodities to the respective program that benefited from the use of those donated food commodities.

Report on Internal Control Over Financial Reporting and on Compliance and Other Matters Based on an Audit of Financial Statements Performed in Accordance With *Government Auditing Standards*

Independent Auditor's Report

Board of Education
Jefferson Local School District
906 West Main Street
West Jefferson, Ohio 43162

We have audited, in accordance with the auditing standards generally accepted in the United States of America and the standards applicable to financial audits contained in *Government Auditing Standards* issued by the Comptroller General of the United States, the financial statements of the governmental activities, each major fund and the aggregate remaining fund information of Jefferson Local School District, Madison, (the District) as of and for the year ended June 30, 2022, and the related notes to the financial statements, which collectively comprise the District's basic financial statements, and have issued our report thereon dated February 10, 2023, wherein we noted the financial impact of COVID-19 and the continuing emergency measures will impact subsequent periods of the District.

Report on Internal Control Over Financial Reporting

In planning and performing our audit of the financial statements, we considered the District's internal control over financial reporting (internal control) as a basis for designing the audit procedures that are appropriate in the circumstances for the purpose of expressing our opinions on the financial statements, but not for the purpose of expressing an opinion on the effectiveness of the District's internal control. Accordingly, we do not express an opinion on the effectiveness of the District's internal control.

A deficiency in internal control exists when the design or operation of a control does not allow management or employees, in the normal course of performing their assigned functions, to prevent, or detect and correct, misstatements on a timely basis. A material weakness is a deficiency, or a combination of deficiencies, in internal control, such that there is a reasonable possibility that a material misstatement of the entity's financial statements will not be prevented, or detected and corrected on a timely basis. A significant deficiency is a deficiency, or a combination of deficiencies, in internal control that is less severe than a material weakness, yet important enough to merit attention by those charged with governance.

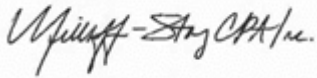
Our consideration of internal control was for the limited purpose described in the first paragraph of this section and was not designed to identify all deficiencies in internal control that might be material weaknesses or significant deficiencies. Given these limitations, during our audit we did not identify any deficiencies in internal control that we consider to be material weaknesses. However, material weaknesses or significant deficiencies may exist that were not identified.

Report on Compliance and Other Matters

As part of obtaining reasonable assurance about whether the District's financial statements are free from material misstatement, we performed tests of its compliance with certain provisions of laws, regulations, contracts, and grant agreements, noncompliance with which could have a direct and material effect on the financial statements. However, providing an opinion on compliance with those provisions was not an objective of our audit, and accordingly, we do not express such an opinion. The results of our tests disclosed no instances of noncompliance or other matters that are required to be reported under *Government Auditing Standards*.

Purpose of this Report

The purpose of this report is solely to describe the scope of our testing of internal control and compliance and the results of that testing, and not to provide an opinion on the effectiveness of the District's internal control or on compliance. This report is an integral part of an audit performed in accordance with *Government Auditing Standards* in considering the District's internal control and compliance. Accordingly, this communication is not suitable for any other purpose.



Millhuff-Stang, CPA, Inc.
Chillicothe, Ohio

February 10, 2023

**Report on Compliance For Each Major Federal Program and on Internal Control Over Compliance
Required by the Uniform Guidance**

Independent Auditor's Report

Board of Education
Jefferson Local School District
906 West Main Street
West Jefferson, Ohio 43162

Report on Compliance for Each Major Federal Program

Opinion on Each Major Federal Program

We have audited Jefferson Local School District's, Madison, (the District) compliance with the types of compliance requirements identified as subject to audit in the OMB *Compliance Supplement* that could have a direct and material effect on the District's major federal program for the year ended June 30, 2022. The District's major federal program is identified in the summary of auditor's results section of the accompanying schedule of findings and questioned costs.

In our opinion, the District complied, in all material respects, with the compliance requirements referred to above that could have a direct and material effect on the District's major federal program for the year ended June 30, 2022.

Basis for Opinion on Each Major Federal Program

We conducted our audit of compliance in accordance with auditing standards generally accepted in the United States of America (GAAS); the standards applicable to financial audits contained in *Government Auditing Standards* issued by the Comptroller General of the United States (*Government Auditing Standards*); and the audit requirements of Title 2 U.S. *Code of Federal Regulations* Part 200, *Uniform Administrative Requirements, Cost Principles, and Audit Requirements for Federal Awards* (Uniform Guidance). Our responsibilities under those standards and the Uniform Guidance are further described in the Auditor's Responsibilities for the Audit of Compliance section of our report.

We are required to be independent of the District and to meet our other ethical responsibilities, in accordance with relevant ethical requirements relating to our audit. We believe that the audit evidence we have obtained is sufficient and appropriate to provide a basis for our opinion on compliance for each major federal program. Our audit does not provide a legal determination of the District's compliance with the compliance requirements referred to above.

Responsibilities of Management for Compliance

Management is responsible for compliance with the requirements referred to above and for the design, implementation, and maintenance of effective internal control over compliance with the requirements of laws, statutes, regulations, rules and provisions of contracts or grant agreements applicable to the District's federal programs.

Auditor's Responsibilities for the Audit of Compliance

Our objectives are to obtain reasonable assurance about whether material noncompliance with the compliance requirements referred to above occurred, whether due to fraud or error, and express an opinion on the District's compliance based on our audit. Reasonable assurance is a high level of assurance but is not absolute assurance and therefore is not a guarantee that an audit conducted in accordance with GAAS, *Government Auditing Standards*, and the Uniform Guidance will always detect material noncompliance when it exists. The risk of not detecting material noncompliance resulting from fraud is higher than for that resulting from error, as fraud may involve collusion, forgery, intentional omissions, misrepresentations, or the override of internal control. Noncompliance with the compliance requirements referred to above is considered material, if there is a substantial likelihood that, individually or in the aggregate, it would influence the judgment made by a reasonable user of the report on compliance about the District's compliance with the requirements of the major federal program as a whole.

In performing an audit in accordance with GAAS, *Government Auditing Standards*, and the Uniform Guidance, we

- exercise professional judgment and maintain professional skepticism throughout the audit.
- identify and assess the risks of material noncompliance, whether due to fraud or error, and design and perform audit procedures responsive to those risks. Such procedures include examining, on a test basis, evidence regarding the District's compliance with the compliance requirements referred to above and performing such other procedures as we considered necessary in the circumstances.
- obtain an understanding of the District's internal control over compliance relevant to the audit in order to design audit procedures that are appropriate in the circumstances and to test and report on internal control over compliance in accordance with the Uniform Guidance, but not for the purpose of expressing an opinion on the effectiveness of the District's internal control over compliance. Accordingly, no such opinion is expressed.

We are required to communicate with those charged with governance regarding, among other matters, the planned scope and timing of the audit and any significant deficiencies and material weaknesses in internal control over compliance that we identified during the audit.

Report on Internal Control Over Compliance

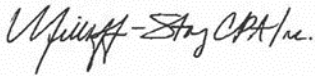
A deficiency in internal control over compliance exists when the design or operation of a control over compliance does not allow management or employees, in the normal course of performing their assigned functions, to prevent, or detect and correct, noncompliance with a type of compliance requirement of a federal program on a timely basis. *A material weakness in internal control over compliance* is a deficiency, or a combination of deficiencies, in internal control over compliance, such that there is a reasonable possibility that material noncompliance with a type of compliance requirement of a federal program will not be prevented, or detected and corrected, on a timely basis. *A significant deficiency in internal control over compliance* is a deficiency, or a combination of deficiencies, in internal control over compliance with a type of compliance requirement of a federal program that is less severe than a material weakness in internal control over compliance, yet important enough to merit attention by those charged with governance.

Our consideration of internal control over compliance was for the limited purpose described in the Auditor's Responsibilities for the Audit of Compliance section above and was not designed to identify all deficiencies in internal control over compliance that might be material weaknesses or significant deficiencies in internal control over compliance. Given these limitations, during our audit we did not identify any deficiencies in internal control over compliance that we consider to be material weaknesses, as defined above. However, material weaknesses or significant deficiencies in internal control over compliance may exist that were not identified.

Jefferson Local School District, Ohio
Report on Compliance For Each Major Federal Program; Report on Internal Control Over Compliance; and Report
on the Schedule of Federal Awards Expenditures Required by the Uniform Guidance
Page 3

Our audit was not designed for the purpose of expressing an opinion on the effectiveness of internal control over compliance. Accordingly, no such opinion is expressed.

The purpose of this report on internal control over compliance is solely to describe the scope of our testing of internal control over compliance and the results of that testing based on the requirements of the Uniform Guidance. Accordingly, this report is not suitable for any other purpose.



Millhuff-Stang, CPA, Inc.
Chillicothe, Ohio

February 10, 2023

**Jefferson Local School District
Madison County, Ohio**

*Schedule of Findings and Questioned Costs
For the Fiscal Year Ended June 30, 2022*

Section I – Summary of Auditor’s Results

<i>Financial Statements</i>		
Type of report the auditor issued on whether the financial statements audited were prepared in accordance with GAAP:		Unmodified
Internal control over financial reporting:		
	Material weakness(es) identified?	No
	Significant deficiency(ies) identified?	None reported
Noncompliance material to financial statements noted?		No
<i>Federal Awards</i>		
Internal control over major program(s):		
	Material weakness(es) identified?	No
	Significant deficiency(ies) identified?	None reported
Type of auditor’s report issued on compliance for major programs:		Unmodified
Any auditing findings disclosed that are required to be reported in accordance with 2 CFR 200.516(a)?		No
Identification of major program(s):		COVID-19 Education Stabilization Fund; COVID-19 Elementary and Secondary School Emergency Relief Fund (ESSER) (AL #84.425D); COVID-19 American Rescue Plan ESSER Fund (AL #84.425U); COVID-19 American Rescue Plan ESSER Fund Homeless Children and Youth (AL#84.425W)
Dollar threshold used to distinguish between type A and type B programs:		Type A: >\$750,000 Type B: all others
Auditee qualified as low-risk auditee?		No

Section II – Financial Statement Findings

None

Section III – Federal Award Findings and Questioned Costs

None

This page intentionally left blank.

OHIO AUDITOR OF STATE KEITH FABER



JEFFERSON LOCAL SCHOOL DISTRICT

MADISON COUNTY

AUDITOR OF STATE OF OHIO CERTIFICATION

This is a true and correct copy of the report, which is required to be filed pursuant to Section 117.26, Revised Code, and which is filed in the Office of the Ohio Auditor of State in Columbus, Ohio.



Certified for Release 4/18/2023

88 East Broad Street, Columbus, Ohio 43215
Phone: 614-466-4514 or 800-282-0370

This report is a matter of public record and is available online at
www.ohioauditor.gov