

**NAPOLEON AREA CITY SCHOOL DISTRICT
HENRY COUNTY**

SINGLE AUDIT

FOR THE FISCAL YEAR ENDED JUNE 30, 2022

**NAPOLEON AREA CITY SCHOOL DISTRICT
HENRY COUNTY
JUNE 30, 2022**

TABLE OF CONTENTS

TITLE	PAGE
Independent Auditor's Report	1
Prepared by Management:	
Basic Financial Statements:	
Government-Wide Financial Statements:	
Statement of Net Position – Cash Basis	5
Statement of Activities – Cash Basis	6
Fund Financial Statements:	
Statement of Assets and Fund Balances – Cash Basis Governmental Funds.....	7
Statement of Receipts, Disbursements and Changes in Fund Balances – Cash Basis Governmental Funds.....	8
Statement of Receipts, Disbursements and Changes in Fund Balance – Budget and Actual – Budget Basis General Fund	9
Notes to the Basic Financial Statements.....	10
Schedule of Expenditures of Federal Awards	45
Notes to the Schedule of Expenditures of Federal Awards.....	46
Independent Auditor's Report on Internal Control Over Financial Reporting and on Compliance and Other Matters Required by <i>Government Auditing Standards</i>	49
Independent Auditor's Report on Compliance with Requirements Applicable to Each Major Federal Program and on Internal Control Over Compliance Required by the Uniform Guidance	51
Schedule of Findings.....	55
Prepared by Management:	
Summary Schedule of Prior Audit Findings	57
Corrective Action Plan.....	58

This page intentionally left blank.



INDEPENDENT AUDITOR'S REPORT

Napoleon Area City School District
Henry County
701 Briarheath Avenue
Napoleon, Ohio 43545-1298

To the Board of Education:

Report on the Audit of the Financial Statements

Opinions

We have audited the cash-basis financial statements of the governmental activities, each major fund, and the aggregate remaining fund information of Napoleon Area City School District, Henry County, Ohio (the District), as of and for the year ended June 30, 2022, and the related notes to the financial statements, which collectively comprise the District's basic financial statements as listed in the table of contents.

In our opinion, the accompanying financial statements referred to above present fairly, in all material respects, the respective cash-basis financial position of the governmental activities, each major fund, and the aggregate remaining fund information of the District, as of June 30, 2022, and the respective changes in cash-basis financial position thereof and the budgetary comparison for the General Fund for the year then ended in accordance with the cash-basis of accounting described in Note 2.

Basis for Opinions

We conducted our audit in accordance with auditing standards generally accepted in the United States of America (GAAS) and the standards applicable to financial audits contained in *Government Auditing Standards*, issued by the Comptroller General of the United States. Our responsibilities under those standards are further described in the *Auditor's Responsibilities for the Audit of the Financial Statements* section of our report. We are required to be independent of the District, and to meet our other ethical responsibilities, in accordance with the relevant ethical requirements relating to our audit. We believe that the audit evidence we have obtained is sufficient and appropriate to provide a basis for our audit opinions.

Emphasis of Matter – Accounting Basis

Ohio Administrative Code § 117-2-03(B) requires the District to prepare its annual financial report in accordance with accounting principles generally accepted in the United States of America. We draw attention to Note 2 of the financial statements, which describes the basis of accounting. The financial statements are prepared on the cash basis of accounting, which is a basis of accounting other than accounting principles generally accepted in the United States of America. Our opinion is not modified with respect to this matter.

Emphasis of Matter

As discussed in Note 21 to the financial statements, the financial impact of COVID-19 and the continuing emergency measures may impact subsequent periods of the District. Our opinion is not modified with respect to this matter.

Responsibilities of Management for the Financial Statements

Management is responsible for the preparation and fair presentation of the financial statements in accordance with the cash basis of accounting described in Note 2, and for determining that the cash basis of accounting is an acceptable basis for preparation of the financial statements in the circumstances. Management is also responsible for the design, implementation, and maintenance of internal control relevant to the preparation and fair presentation of financial statements that are free from material misstatement, whether due to fraud or error.

In preparing the financial statements, management is required to evaluate whether there are conditions or events, considered in the aggregate, that raise substantial doubt about the District's ability to continue as a going concern for twelve months beyond the financial statement date, including any currently known information that may raise substantial doubt shortly thereafter.

Auditor's Responsibilities for the Audit of the Financial Statements

Our objectives are to obtain reasonable assurance about whether the financial statements as a whole are free from material misstatement, whether due to fraud or error, and to issue an auditor's report that includes our opinions. Reasonable assurance is a high level of assurance but is not absolute assurance and therefore is not a guarantee that an audit conducted in accordance with GAAS and *Government Auditing Standards* will always detect a material misstatement when it exists. The risk of not detecting a material misstatement resulting from fraud is higher than for one resulting from error, as fraud may involve collusion, forgery, intentional omissions, misrepresentations, or the override of internal control. Misstatements are considered material if there is a substantial likelihood that, individually or in the aggregate, they would influence the judgment made by a reasonable user based on the financial statements.

In performing an audit in accordance with GAAS and *Government Auditing Standards*, we

- exercise professional judgment and maintain professional skepticism throughout the audit.
- identify and assess the risks of material misstatement of the financial statements, whether due to fraud or error, and design and perform audit procedures responsive to those risks. Such procedures include examining, on a test basis, evidence regarding the amounts and disclosures in the financial statements.
- obtain an understanding of internal control relevant to the audit in order to design audit procedures that are appropriate in the circumstances, but not for the purpose of expressing an opinion on the effectiveness of the District's internal control. Accordingly, no such opinion is expressed.
- evaluate the appropriateness of accounting policies used and the reasonableness of significant accounting estimates made by management, as well as evaluate the overall presentation of the financial statements.
- conclude whether, in our judgment, there are conditions or events, considered in the aggregate, that raise substantial doubt about the District's ability to continue as a going concern for a reasonable period of time.

We are required to communicate with those charged with governance regarding, among other matters, the planned scope and timing of the audit, significant audit findings, and certain internal control-related matters that we identified during the audit.

Supplementary Information

Our audit was conducted to opine on the financial statements as a whole that collectively comprise the District's basic financial statements.

The Schedule of Expenditures of Federal Awards as required by Title 2 U.S. Code of Federal Regulations (CFR) Part 200, Uniform Administrative Requirements, Cost Principles, and Audit Requirements for Federal Awards is presented for purposes of additional analysis and is not a required part of the financial statements.

Such information is the responsibility of management and was derived from and relates directly to the underlying accounting and other records used to prepare the basic financial statements. The information has been subjected to the auditing procedures applied to the basic financial statements and certain additional procedures, including comparing and reconciling such information directly to the underlying accounting and other records used to prepare the basic financial statements or to the basic financial statements themselves, and other additional procedures in accordance with auditing standards generally accepted in the United States of America. In our opinion, this schedule is fairly stated in all material respects in relation to the basic financial statements as a whole.

Other Reporting Required by Government Auditing Standards

In accordance with *Government Auditing Standards*, we have also issued our report dated February 1, 2023, on our consideration of the District's internal control over financial reporting and our tests of its compliance with certain provisions of laws, regulations, contracts and grant agreements and other matters. The purpose of that report is solely to describe the scope of our testing of internal control over financial reporting and compliance and the results of that testing, and not to provide an opinion on the effectiveness of the District's internal control over financial reporting or on compliance. That report is an integral part of an audit performed in accordance with *Government Auditing Standards* in considering the District's internal control over financial reporting and compliance.



Keith Faber
Auditor of State
Columbus, Ohio

February 1, 2023

This page intentionally left blank.

**NAPOLEON AREA CITY SCHOOL DISTRICT
HENRY COUNTY**

STATEMENT OF NET POSITION - CASH BASIS
JUNE 30, 2022

	Governmental Activities
Assets	
Equity in pooled cash and cash equivalents	\$ 24,769,863
Net position	
Restricted for:	
Debt service	485,975
Capital projects	5,644,779
Classroom facilities maintenance	915,241
Food service operations	660,035
Extracurricular	456,337
State funded program	577,327
Other purposes	86,227
Unrestricted	15,943,942
Total net position	\$ 24,769,863

SEE ACCOMPANYING NOTES TO THE BASIC FINANCIAL STATEMENTS

**NAPOLEON AREA CITY SCHOOL DISTRICT
HENRY COUNTY**

STATEMENT OF ACTIVITIES - CASH BASIS
FOR THE FISCAL YEAR ENDED JUNE 30, 2022

	Cash Disbursements	Program Cash Receipts			Net (Disbursements) Receipts and Changes in Net Position Governmental Activities
		Charges for Services and Sales	Operating Grants and Contributions	Capital Grants and Contributions	
Governmental activities					
Instruction:					
Regular	\$ 11,949,213	\$ 143,343	\$ 1,971,562	\$ 5,365	\$ (9,828,943)
Special	4,053,106	279,189	1,814,391		(1,959,526)
Vocational	116,106		1,983		(114,123)
Other	206,054				(206,054)
Support services:					
Pupil	1,648,977		276,850		(1,372,127)
Instructional staff	609,539		101,105		(508,434)
Board of education	43,588				(43,588)
Administration	1,526,229		2,594		(1,523,635)
Fiscal	717,404		8,990		(708,414)
Operations and maintenance	1,911,805		58,908		(1,852,897)
Pupil transportation	1,160,928	7,300	107,407		(1,046,221)
Central	220,696				(220,696)
Operation of non-instructional services:					
Food service operations	905,917	104,738	1,204,823		403,644
Other non-instructional services	80,770		116,124		35,354
Extracurricular activities	1,211,998	459,854	117,558	6,000	(628,586)
Facilities acquisition and construction	1,601,483				(1,601,483)
Debt service:					
Principal retirement	1,103,517				(1,103,517)
Interest and fiscal charges	816,054				(816,054)
Refunding bond issuance costs	194,317				(194,317)
Payment to refunding bond escrow agent	11,831,343				(11,831,343)
Total governmental activities	<u>\$ 41,909,044</u>	<u>\$ 994,424</u>	<u>\$ 5,782,295</u>	<u>\$ 11,365</u>	<u>(35,120,960)</u>

General receipts

Property taxes levied for:	
General purposes	10,930,597
Debt service	1,870,799
Capital outlay	333,113
Classroom facilities maintenance	132,212
Payments in lieu of taxes	39,267
Grants and entitlements not restricted to specific programs	9,287,063
Sale of refunding bonds	10,545,000
Premium on refunding bonds	1,484,871
Investment earnings	52,360
Miscellaneous	143,134
Total general receipts	<u>34,818,416</u>
Change in net position	<u>(302,544)</u>
Net position at beginning of year	<u>25,072,407</u>
Net position at end of year	<u>\$ 24,769,863</u>

SEE ACCOMPANYING NOTES TO THE BASIC FINANCIAL STATEMENTS

**NAPOLEON AREA CITY SCHOOL DISTRICT
HENRY COUNTY**

STATEMENT OF ASSETS AND FUND BALANCES - CASH BASIS
GOVERNMENTAL FUNDS
JUNE 30, 2022

	<u>General Fund</u>	<u>Permanent Improvement Fund</u>	<u>Nonmajor Governmental Funds</u>	<u>Total Governmental Funds</u>
Assets				
Equity in pooled cash and cash equivalents	\$ 16,079,294	\$ 4,018,193	\$ 4,672,376	\$ 24,769,863
Fund balances				
Restricted:				
Debt service			\$ 485,975	\$ 485,975
Capital improvements		\$ 4,018,193	1,626,586	5,644,779
Classroom facilities maintenance			915,241	915,241
Food service operations			660,035	660,035
Extracurricular			456,337	456,337
State funded programs			577,327	577,327
Other purposes			86,227	86,227
Assigned:				
Student instruction	\$ 11,081			11,081
Student and staff support	99,876			99,876
Extracurricular activities	19,696			19,696
Subsequent year's appropriations	2,964,651			2,964,651
School supplies	35,711			35,711
Other purposes	26,440			26,440
Unassigned (deficit)	12,921,839		(135,352)	12,786,487
Total fund balances	<u>\$ 16,079,294</u>	<u>\$ 4,018,193</u>	<u>\$ 4,672,376</u>	<u>\$ 24,769,863</u>

SEE ACCOMPANYING NOTES TO THE BASIC FINANCIAL STATEMENTS

**NAPOLEON AREA CITY SCHOOL DISTRICT
HENRY COUNTY**

STATEMENT OF RECEIPTS, DISBURSEMENTS AND CHANGES IN FUND BALANCES - CASH BASIS
GOVERNMENTAL FUNDS
FOR THE FISCAL YEAR ENDED JUNE 30, 2022

	General Fund	Permanent Improvement Fund	Nonmajor Governmental Funds	Total Governmental Funds
Receipts				
Property taxes	\$ 10,930,597	\$ 333,113	\$ 2,003,011	\$ 13,266,721
Intergovernmental	9,958,559	47,666	4,924,713	14,930,938
Investment earnings	52,360		10,593	62,953
Tuition and fees	400,713			400,713
Extracurricular	78,372		366,451	444,823
Rental income		3,559		3,559
Charges for services	29,119		116,210	145,329
Contributions and donations	5,050	6,000	86,951	98,001
Payment in lieu of taxes	37,304	1,963		39,267
Miscellaneous	138,061	23	46,241	184,325
Total receipts	21,630,135	392,324	7,554,170	29,576,629
Disbursements				
Current:				
Instruction:				
Regular	10,757,195		1,192,018	11,949,213
Special	2,890,038		1,163,068	4,053,106
Vocational	116,106			116,106
Other	206,054			206,054
Support services:				
Pupil	1,557,405		91,572	1,648,977
Instructional staff	542,802	3,846	62,891	609,539
Board of education	43,588			43,588
Administration	1,523,967		2,262	1,526,229
Fiscal	653,526	10,930	52,948	717,404
Operations and maintenance	1,733,652	52,946	125,207	1,911,805
Pupil transportation	1,151,085		9,843	1,160,928
Central	217,415		3,281	220,696
Operation of non-instructional services:				
Food service operations			905,917	905,917
Other non-instructional services			80,770	80,770
Extracurricular activities	812,705		399,293	1,211,998
Facilities acquisition and construction	88,713		1,512,770	1,601,483
Debt service:				
Principal retirement	168,193	165,324	770,000	1,103,517
Interest and fiscal charges	8,352	12,921	794,781	816,054
Refunding bond issuance costs	194,317			194,317
Total disbursements	22,665,113	245,967	7,166,621	30,077,701
Excess of receipts over (under) disbursements	(1,034,978)	146,357	387,549	(501,072)
Other financing sources (uses)				
Sale of refunding bonds			10,545,000	10,545,000
Premium on refunding bonds	194,317		1,290,554	1,484,871
Transfers in		2,690,000		2,690,000
Transfers (out)			(2,690,000)	(2,690,000)
Advances in	1,000			1,000
Advances (out)			(1,000)	(1,000)
Payment to refunding bond escrow agent			(11,831,343)	(11,831,343)
Total other financing sources (uses)	195,317	2,690,000	(2,686,789)	198,528
Net change in fund balances	(839,661)	2,836,357	(2,299,240)	(302,544)
Fund balances at beginning of year	16,918,955	1,181,836	6,971,616	25,072,407
Fund balances at end of year	\$ 16,079,294	\$ 4,018,193	\$ 4,672,376	\$ 24,769,863

SEE ACCOMPANYING NOTES TO THE BASIC FINANCIAL STATEMENTS

**NAPOLEON AREA CITY SCHOOL DISTRICT
HENRY COUNTY**

STATEMENT OF RECEIPTS, DISBURSEMENTS AND CHANGES IN
FUND BALANCE - BUDGET AND ACTUAL - BUDGET BASIS
GENERAL FUND
FOR THE FISCAL YEAR ENDED JUNE 30, 2022

	<u>Budgeted Amounts</u>			Variance with Final Budget Positive (Negative)
	<u>Original</u>	<u>Final</u>	<u>Actual</u>	
Receipts				
Property taxes	\$ 10,212,000	\$ 10,930,597	\$ 10,930,597	
Intergovernmental	10,850,000	9,958,559	9,958,559	
Investment earnings	50,000	44,000	52,169	\$ 8,169
Tuition and fees	917,700	362,610	362,646	36
Rental income	3,500			
Charges for services	30,100	29,119	29,119	
Contributions and donations		2,437	2,437	
Payment in lieu of taxes	36,000	37,304	37,304	
Miscellaneous	37,000	91,012	91,014	2
Total receipts	<u>22,136,300</u>	<u>21,455,638</u>	<u>21,463,845</u>	<u>8,207</u>
Disbursements				
Current:				
Instruction:				
Regular	10,825,036	10,804,791	10,722,187	82,604
Special	3,472,379	3,235,491	2,893,624	341,867
Vocational	136,425	137,308	116,106	21,202
Other	580,728	580,728	206,054	374,674
Support services:				
Pupil	1,517,300	1,594,393	1,586,555	7,838
Instructional staff	561,219	595,461	549,359	46,102
Board of education	53,650	53,650	43,588	10,062
Administration	1,521,116	1,542,291	1,524,556	17,735
Fiscal	568,600	677,500	654,516	22,984
Operations and maintenance	1,840,046	1,870,308	1,761,258	109,050
Pupil transportation	1,196,769	1,192,969	1,154,939	38,030
Central	198,327	228,491	218,865	9,626
Extracurricular activities	718,259	788,559	750,923	37,636
Facilities acquisition and construction	144,720	121,720	88,713	33,007
Debt service:				
Principal	169,000	169,000	168,193	807
Interest and fiscal charges		8,352	8,352	
Refunding bond issuance costs		194,317	194,317	
Total disbursements	<u>23,503,574</u>	<u>23,795,329</u>	<u>22,642,105</u>	<u>1,153,224</u>
Excess of disbursements over receipts	<u>(1,367,274)</u>	<u>(2,339,691)</u>	<u>(1,178,260)</u>	<u>1,161,431</u>
Other financing sources (uses)				
Refund of prior year's disbursements	5,000	42,555	42,555	
Transfers in	100,000	100,000	100,000	
Transfers (out)	(160,000)	(100,000)	(100,000)	
Advances in		1,000	1,000	
Contingencies	(35,000)			
Premium on refunding bonds		194,317	194,317	
Sale of capital assets	25,000	4,492	4,492	
Total other financing sources (uses)	<u>(65,000)</u>	<u>242,364</u>	<u>242,364</u>	
Net change in fund balance	(1,432,274)	(2,097,327)	(935,896)	1,161,431
Fund balance at beginning of year	16,668,155	16,668,155	16,668,155	
Prior year encumbrances appropriated	154,231	154,231	154,231	
Fund balance at end of year	<u>\$ 15,390,112</u>	<u>\$ 14,725,059</u>	<u>\$ 15,886,490</u>	<u>\$ 1,161,431</u>

SEE ACCOMPANYING NOTES TO THE BASIC FINANCIAL STATEMENTS

**NAPOLEON AREA CITY SCHOOL DISTRICT
HENRY COUNTY**

**NOTES TO THE BASIC FINANCIAL STATEMENTS
FOR THE FISCAL YEAR ENDED JUNE 30, 2022**

NOTE 1 – REPORTING ENTITY

Napoleon Area City School District (the District) is a body politic and corporate established for the purpose of exercising the rights and privileges conveyed to it by the constitution and laws of the State of Ohio. The District is a city school district as defined by 3311.02 of Ohio Revised Code. The District operates under a locally-elected Board form of government consisting of five members elected at-large for staggered four year terms. The District provides educational services to residents of the District as authorized by state and federal guidelines.

The District is staffed by 85 classified employees, 140 certified teaching personnel, and 13 administrators who provide services to 1,744 students and other community members. The Board of Education oversees the operations of the District's three instructional and support facilities.

The reporting entity is comprised of the primary government and other organizations that are included to ensure the financial statements are not misleading.

A. Primary Government

The reporting entity has been defined in accordance with Governmental Accounting Standards Board (GASB) Statement No. 14, "The Financial Reporting Entity" as amended by GASB Statement No. 39, "Determining Whether Certain Organizations Are Component Units" and GASB Statement No. 61, "The Financial Reporting Entity: Omnibus an amendment of GASB Statements No. 14 and No. 34". The primary government of the District consists of all funds, departments, boards, and agencies that are not legally separate from the District. For the District, this includes general operations, food service, and student related activities of the District.

B. Other Organizations

The following organizations are not part of the reporting entity and are excluded from the accompanying financial statements:

Within the city boundaries, non-public schools are operated by religious organizations. Current state legislation provides funding to these non-public schools. These monies are received and disbursed on behalf of the non-public schools by the Treasurer of the District. The accounting for these school operations is reflected as part of the special revenue funds of the District.

The District participates in four jointly governed organizations and three group purchasing pools, and is associated with a related organization. These organizations include the Northwest Ohio Computer Association (NWOCA), Northern Buckeye Education Council, Four County Career Center, the State Support Team Region 1, Northern Buckeye Health Plan Northwest Division of Optimal Health Initiative Consortium Insurance Benefits Program, Northern Buckeye Health Plan Workers' Compensation Group Rating Plan, the Schools of Ohio Risk Sharing Authority, and the Napoleon Public Library. These organizations are presented in Notes 16, 17, and 18 to the basic financial statements.

The District's management believes these financial statements present all activities for which the District is financially responsible.

**NAPOLEON AREA CITY SCHOOL DISTRICT
HENRY COUNTY**

NOTES TO THE BASIC FINANCIAL STATEMENTS
FOR THE FISCAL YEAR ENDED JUNE 30, 2022
(Continued)

NOTE 2 – SUMMARY OF SIGNIFICANT ACCOUNTING POLICIES

As discussed further in the Basis of Accounting section of this note, these financial statements are presented on the cash basis of accounting. This cash basis of accounting differs from accounting principles generally accepted in the United States of America (GAAP). GAAP includes all relevant Governmental Accounting Standards Board (GASB) pronouncements, which have been applied to the extent they are applicable to the cash basis of accounting. Following are the more significant of the District's accounting policies.

A. Basis of Presentation

The District's basic financial statements consist of government-wide financial statements, including a statement of net position and a statement of activities, and fund financial statements which provide a more detailed level of financial information.

Government-Wide Financial Statements – The Statement of Net Position – Cash Basis and the Statement of Activities – Cash Basis display information about the District as a whole. These statements include the financial activities of the primary government, except for fiduciary funds. Governmental activities are generally financed through taxes, intergovernmental receipts, or other non-exchange transactions.

The Statement of Net Position – Cash Basis presents the cash balance of the governmental activities of the District at fiscal year-end. The Statement of Activities – Cash Basis compares disbursements with program receipts for each function or program of the District's governmental activities. Disbursements are reported by function. A function is a group of related activities designed to accomplish a major service or regulatory program for which the government is responsible. Program receipts include charges paid by the recipient of the program's goods or services, grants and contributions restricted to meeting the operational or capital requirements of a particular program, and receipts of interest earned on grants that are required to be used to support a particular program. General receipts are all receipts not classified as program receipts, with certain limited exceptions. The comparison of direct disbursements with program receipts identifies the extent to which each governmental function is self-financing on a cash basis or draws from the general receipts of the District.

Fund Financial Statements – During the fiscal year, the District segregates transactions related to certain District functions or activities in separate funds in order to aid financial management and to demonstrate legal compliance. Fund financial statements are designed to present financial information about the District at this more detailed level. The focus of governmental fund financial statements is on major funds. Each major fund is presented in a separate column, and all nonmajor funds are aggregated and presented in a single column.

B. Fund Accounting

The District uses funds to maintain its financial records during the fiscal year. A fund is defined as a fiscal and accounting entity with a self-balancing set of accounts. Funds are divided into three categories: governmental, proprietary, and fiduciary. The District does not have any proprietary or fiduciary funds.

GOVERNMENTAL FUNDS

Governmental funds are those through which most governmental functions typically are financed primarily from taxes, intergovernmental receipts (e.g. grants), and other non-exchange transactions. The following are the District's major governmental funds:

General Fund – The General Fund accounts for and reports all financial resources not accounted for in another fund. The General Fund balance is available to the District for any purpose provided it is expended or transferred according to the general laws of Ohio.

**NAPOLEON AREA CITY SCHOOL DISTRICT
HENRY COUNTY**

NOTES TO THE BASIC FINANCIAL STATEMENTS
FOR THE FISCAL YEAR ENDED JUNE 30, 2022
(Continued)

Permanent Improvement Fund – The Permanent Improvement Fund is used to account for resources that are restricted for the acquisition, construction, or improvement of permanent assets. The fund balance of this fund is restricted for capital improvements.

The other governmental funds of the District account for and report grants and other resources whose use is restricted, committed, or assigned to a particular purpose.

C. Basis of Accounting

Although required by Ohio Administrative Code 117-2-03(B) to prepare its annual financial report in accordance with GAAP, the District chooses to prepare its financial statements and notes on the cash basis of accounting. The cash basis of accounting is a comprehensive basis of accounting other than GAAP. Receipts are recognized when received in cash rather than when earned, and disbursements are recognized when paid rather than when a liability is incurred.

As a result of the use of this cash basis of accounting, certain assets and their related revenues (such as accounts receivable and revenue for billed or provided services not yet collected) and certain liabilities and their related expenses (such as accounts payable and expenses for goods or services received but not yet paid, and accrued expenses and liabilities) are not recorded in these financial statements.

Budgetary presentations report budgetary cash disbursements when a commitment is made (i.e. when an encumbrance is approved). The difference between disbursements reported in the fund and government-wide statements and disbursements reported in the budgetary statements is due to current year encumbrances being added to disbursements reported in the budgetary statements.

These statements include adequate disclosure of material matters, in accordance with the basis of accounting described in the preceding paragraphs.

D. Budgetary Process

All funds, except custodial funds, are legally required to be budgeted and appropriated. The major documents prepared are the tax budget, the certificate of estimated resources, and the appropriations resolution, all of which are prepared on the budgetary basis of accounting. The tax budget demonstrates a need for existing or increased tax rates. The certificate of estimated resources establishes a limit on the amount the Board of Education may appropriate. The appropriations resolution is the Board's authorization to spend resources and sets annual limits on disbursements plus encumbrances at the level of control selected by the Board. The legal level of budgetary control selected by the Board is at the fund, function, and object level for all funds. Any budgetary modifications at this level may only be made by the Board of Education.

The certificate of estimated resources may be amended during the fiscal year if projected increases or decreases in receipts are identified by the Treasurer. The amounts reported as the original budgeted amounts on the budgetary statements reflect the amounts on the certificate of estimated resources when the original appropriations were adopted. The amounts reported as the final budgeted amounts on the budgetary statements reflect the amounts on the amended certificate of estimated resources in effect at the time final appropriations were passed by the Board.

The appropriation resolution is subject to amendment throughout the year with the restriction that appropriations cannot exceed estimated resources. The amounts reported as the original budgeted amounts reflect the first appropriation resolution for that fund that covered the entire fiscal year, including amounts automatically carried forward from prior fiscal years. The amounts reported as the final budgeted amounts represent the final appropriation amounts passed by the Board during the fiscal year.

**NAPOLEON AREA CITY SCHOOL DISTRICT
HENRY COUNTY**

NOTES TO THE BASIC FINANCIAL STATEMENTS
FOR THE FISCAL YEAR ENDED JUNE 30, 2022
(Continued)

E. Cash and Investments

To improve cash management, cash received by the District is pooled and invested. Monies for all funds are maintained in this pool. Individual fund integrity is maintained through District records. Interest in the pool is presented as “Equity in pooled cash and cash equivalents” on the basic financial statements.

Investments of the District’s cash management pool and investments with an original maturity of three months or less at the time they are purchased by the District are considered to be cash equivalents. Investments with an initial maturity of more than three months that are not purchased from the pool are reported as investments.

Investments are reported as assets. Accordingly, purchases of investments are not recorded as disbursements, and sales of investments are not recorded as receipts. Gains or losses at the time of sale are recorded as receipts or negative receipts (contra revenue), respectively.

During fiscal year 2022, the District invested in the State Treasury Asset Reserve of Ohio (STAR Ohio). STAR Ohio is an investment pool managed by the State Treasurer’s Office which allows governments within the State to pool their funds for investment purposes. STAR Ohio is not registered with the SEC as an investment company, but has adopted Governmental Accounting Standards Board (GASB), Statement No. 79, “Certain External Investment Pools and Pool Participants.” The District measures its investment in STAR Ohio at the net asset value (NAV) per share provided by STAR Ohio. The NAV per share is calculated on an amortized cost basis that provides an NAV per share that approximates fair value.

There were no limitations or restrictions on any participant withdrawals due to redemption notice periods, liquidity fees, or redemption gates. However, 24 hours advance notice is appreciated for all deposits and withdrawals of \$100 million or more. STAR Ohio reserves the right to limit the transaction to \$250 million per day, requiring the excess amount to be transacted the following business day(s), but only to the \$250 million limit. All accounts of the participant will be combined for these purposes.

Following Ohio statutes, the Board of Education has, by resolution, specified the funds to receive an allocation of interest earnings. Interest receipts credited to the General Fund during fiscal year 2022 amounted to \$52,360, which includes \$11,304 assigned from other funds.

F. Restricted Assets

Assets are reported as restricted when limitations on their use change the nature or normal understanding of the availability of the asset. Such constraints are either imposed by creditors, contributors, grantors, or laws of other governments, or are imposed by law through constitutional provisions or enabling legislation. Restricted assets represent amounts required by State statute to be set aside for the acquisition and construction of capital improvements. The District reported no restricted assets.

G. Inventory and Prepaid Items

The District reports disbursements for inventory and prepaid items when paid. These items are not reflected as assets in the accompanying financial statements.

H. Capital Assets

Acquisitions of property, plant, and equipment are recorded as disbursements when paid. These items are not reflected as assets in the accompanying financial statements.

**NAPOLEON AREA CITY SCHOOL DISTRICT
HENRY COUNTY**

NOTES TO THE BASIC FINANCIAL STATEMENTS
FOR THE FISCAL YEAR ENDED JUNE 30, 2022
(Continued)

I. Accumulated Leave

In certain circumstances, such as upon leaving employment or retirement, employees are entitled to cash payments for unused leave. Unpaid leave is not reflected as a liability under the District's cash basis of accounting.

J. Employer Contributions to Cost-Sharing Pension Plans

The District recognizes the disbursement for employer contributions to cost-sharing pension plans when they are paid. As described in Notes 12 and 13, the employer contributions include portions for pension benefits and for other postemployment benefits (OPEB).

K. Long-Term Obligations

The District's cash basis financial statements do not report liabilities for bonds and other long-term obligations. Proceeds of debt are reported when cash is received and principal and interest payments are reported when paid. Since recording a capital asset when entering into a financed purchase transaction is not the result of a cash transaction, neither an other financing source nor a capital outlay expenditure is reported at inception. Financed purchase payments are reported when paid.

L. Net Position

Net position is reported as restricted when there are limitations imposed on their use either through external restrictions imposed by creditors, grantors, or laws or regulations of other governments. Net position restricted for other purposes include resources restricted for food service operations, music and athletic programs, and federal and state grants restricted to cash disbursement for specified purposes. All other net position that does not meet the definition of restricted are reported as unrestricted net position.

The District's policy is to first apply restricted resources when a cash disbursement is incurred for purposes for which both restricted and unrestricted net position are available. There are no amounts restricted to enabling legislation.

M. Budget Stabilization

The District has established a budget stabilization reserve in accordance with authority established by State law. Additions to the budget stabilization reserve can only be made by formal resolution of the Board of Education. Disbursements out of the budget stabilization reserve can be made to offset future budget deficits or disbursements as approved by the Board of Education. At June 30, 2022, the balance in the budget stabilization reserve was \$252,152. This amount is included in unassigned fund balance of the General Fund and in unassigned net position on the statement of net position.

N. Fund Balance

Fund balance is divided into five classifications based primarily on the extent to which the District is bound to observe constraints imposed upon the use of the resources in the governmental funds. The classifications are as follows:

**NAPOLEON AREA CITY SCHOOL DISTRICT
HENRY COUNTY**

NOTES TO THE BASIC FINANCIAL STATEMENTS
FOR THE FISCAL YEAR ENDED JUNE 30, 2022
(Continued)

Nonspendable – The nonspendable fund balance category includes amounts that cannot be spent because they are not in spendable form, or are legally or contractually required to be maintained intact. The “not in spendable form” criterion includes items that are not expected to be converted to cash. It also includes the long-term amount of interfund loans.

Restricted – Fund balance is reported as restricted when constraints are placed on the use of resources that are either externally imposed by creditors (such as through debt covenants), grantors, contributors, or laws or regulations of other governments, or imposed by law through constitutional provisions.

Committed – The committed fund balance classification includes amounts that can be used only for the specific purposes imposed by a formal action (resolution) of the District Board of Education. Those committed amounts cannot be used for any other purpose unless the District Board of Education removes or changes the specified use by taking the same type of action (resolution) it employed to previously commit those amounts. Committed fund balance also incorporates contractual obligations to the extent that existing resources in the fund have been specifically committed for use in satisfying those contractual requirements.

Assigned – Amounts in the assigned fund balance classification are intended to be used by the District for specific purposes but do not meet the criteria to be classified as restricted nor committed. In governmental funds other than the General Fund, assigned fund balance represents the remaining amount that is not restricted or committed. These amounts are assigned by the District’s Board of Education. In the General Fund, assigned amounts represent intended uses established by policies of the District Board of Education or a District official designated by that authority by resolution or by State statute. State statute authorizes the District’s Treasurer to assign fund balances for purchases on order provided such amounts have been lawfully appropriated.

Unassigned – Unassigned fund balance is the residual classification for the General Fund and includes amounts not contained in the other classifications. In other governmental funds, the unassigned classification is only used to report a deficit fund balance.

The District applies restricted resources first when expenditures are incurred for purposes for which either restricted or unrestricted (committed, assigned, and unassigned) amounts are available. Similarly, within unrestricted fund balance, committed amounts are reduced first followed by assigned, and then unassigned amounts when expenditures are incurred for purposes for which amounts in any of the unrestricted fund balance classifications could be used.

O. Interfund Activity

Exchange transactions between funds are reported as receipts in the seller funds and as disbursements in the purchaser funds. Subsidies from one fund to another without a requirement for repayment are reported as interfund transfers. Interfund transfers are reported as other financing sources/uses in governmental funds. Repayments from funds responsible for particular cash disbursements to the funds that initially paid for them are not presented on the financial statements.

P. Pensions/Other Postemployment Benefits (OPEB)

For purposes of measuring the net pension/OPEB liability and net OPEB asset, information about the fiduciary net position of the pension/OPEB plans and additions to/deductions from their fiduciary net position have been determined on the same basis as they are reported by the pension/OPEB plan. For this purpose, benefit payments (including refunds of employee contributions) are recognized when due and payable in accordance with the benefit terms. The pension/OPEB plans report investments at fair value.

**NAPOLEON AREA CITY SCHOOL DISTRICT
HENRY COUNTY**

NOTES TO THE BASIC FINANCIAL STATEMENTS
FOR THE FISCAL YEAR ENDED JUNE 30, 2022
(Continued)

Q. Interfund Receivable/Payable

The District reports advances-in and advances-out for interfund loans. These items are not reflected as assets and liabilities in the accompanying financial statements.

R. Leases

For fiscal year 2022, GASB Statement No. 87, Leases was effective. This GASB pronouncement had no effect on beginning net position/fund balance.

NOTE 3 – ACCOUNTABILITY AND COMPLIANCE

A. Change in Accounting Principles

For fiscal year 2022, the District has implemented GASB Statement No. 87, *“Leases”*, GASB Implementation Guide 2019-3, *“Leases”*, GASB Statement No. 89, *“Accounting for Interest Cost Incurred before the End of a Construction Period”*, GASB Implementation Guide 2020-1, *“Implementation Guide Update - 2020”*, GASB Statement No. 92, *“Omnibus 2020”*, GASB Statement No. 93, *“Replacement of Interbank Offered Rates”*, GASB Statement No. 97, *“Certain Component Unit Criteria, and Accounting and Financial Reporting for Internal Revenue Code Section 457 Deferred Compensation Plans—an amendment of GASB Statements No. 14 and No. 84, and a supersession of GASB Statement No. 32”* and certain paragraphs of GASB Statement No. 99, *“Omnibus 2022”*.

GASB Statement No. 87 and GASB Implementation Guide 2019-3 enhance the relevance and consistency of information of the government’s leasing activities. It establishes requirements for lease accounting based on the principle that leases are financings of the right to use an underlying asset. A lessee is required to recognize a lease liability and an intangible right to use lease asset, and a lessor is required to recognize a lease receivable and a deferred inflow of resources. The implementation of GASB Statement No. 87 did not have an effect on the financial statements of the District. The notes to the basic financial statements include the disclosure requirements under the Statement.

GASB Statement No. 89 establishes accounting requirements for interest cost incurred before the end of a construction period. GASB Statement No. 89 requires that interest cost incurred before the end of a construction period be recognized as an expense in the period in which the cost is incurred for financial statements prepared using the economic resources measurement focus. GASB Statement No. 89 also reiterates that financial statements prepared using the current financial resources measurement focus, interest cost incurred before the end of a construction period should be recognized as a disbursement on a basis consistent with governmental fund accounting principles. The implementation of GASB Statement No. 89 did not have an effect on the financial statements of the District.

GASB Implementation Guide 2020-1 provides clarification on issues related to previously established GASB guidance. The implementation of GASB Implementation Guide 2020-1 did not have an effect on the financial statements of the District.

GASB Statement No. 92 enhances comparability in accounting and financial reporting and to improve the consistency of authoritative literature by addressing practice issues that have been identified during implementation and application of certain GASB Statements. The implementation of GASB Statement No. 92 did not have an effect on the financial statements of the District.

GASB Statement No. 93 establishes accounting and financial reporting requirements related to the replacement of Interbank Offered Rates (IBORs) in hedging derivative instruments and leases. It also identifies appropriate benchmark interest rates for hedging derivative instruments. The implementation of GASB Statement No. 93 did not have an effect on the financial statements of the District.

**NAPOLEON AREA CITY SCHOOL DISTRICT
HENRY COUNTY**

**NOTES TO THE BASIC FINANCIAL STATEMENTS
FOR THE FISCAL YEAR ENDED JUNE 30, 2022
(Continued)**

GASB Statement No. 97 is to (1) increase consistency and comparability related to the reporting of fiduciary component units in circumstances in which a potential component unit does not have a governing board and the primary government performs the duties that a governing board typically would perform; (2) mitigate costs associated with the reporting of certain defined contribution pension plans, defined contribution other postemployment benefit (OPEB) plans, and employee benefit plans other than pension plans or OPEB plans (other employee benefit plans) as fiduciary component units in fiduciary fund financial statements; and (3) enhance the relevance, consistency, and comparability of the accounting and financial reporting for Internal Revenue Code (IRC) Section 457 deferred compensation plans (Section 457 plans) that meet the definition of a pension plan and for benefits provided through those plans. The implementation of GASB Statement No. 97 did not have an effect on the financial statements of the District.

GASB Statement No. 99 to enhance comparability in accounting and financial reporting and to improve the consistency of authoritative literature by addressing (1) practice issues that have been identified during implementation and application of certain GASB Statements and (2) accounting and financial reporting for financial guarantees. The implementation of GASB Statement No. 99 did not have an effect on the financial statements of the District.

B. Compliance

Ohio Administrative Code Section 117-2-03(B) requires the District to prepare its annual financial report in accordance with generally accepted accounting principles. However, the District prepared its basic financial statements on a cash basis, which is a comprehensive basis of accounting other than accounting principles generally accepted in the United States of America. The accompanying basic financial statements omit assets, deferred outflows of resources, liabilities, deferred inflows of resources, net position/fund balances, and disclosures that, while material, cannot be determined at this time. The District can be fined and various other administrative remedies may be taken against the District.

C. Deficit Fund Balances

Fund balances at June 30, 2022 included the following individual fund deficits:

<u>Nonmajor Governmental Funds</u>	<u>Deficit</u>
Miscellaneous State Grants	\$ 18,989
ESSER Grant	91,571
Title I Grant	3,392
Title IV-A Grant	3,000
Title II-A Grant	18,400

NOTE 4 – DEPOSITS AND INVESTMENTS

Monies held by the District are classified by State statute into three categories.

Active deposits are public deposits necessary to meet current demands upon the District treasury. Active monies must be maintained either as cash in the District treasury, in commercial accounts payable or withdrawable on demand, including negotiable order of withdrawal (NOW) accounts, or in money market deposit accounts.

Inactive deposits are public deposits that the Board of Education has identified as not required for use within the current five year period of designation of depositories. Inactive deposits must either be evidenced by certificates of deposit maturing not later than the end of the current period of designation of depositories, or by savings or deposit accounts including, but not limited to, passbook accounts.

**NAPOLEON AREA CITY SCHOOL DISTRICT
HENRY COUNTY**

**NOTES TO THE BASIC FINANCIAL STATEMENTS
FOR THE FISCAL YEAR ENDED JUNE 30, 2022
(Continued)**

Interim deposits are deposits of interim monies. Interim monies are those monies which are not needed for immediate use, but which will be needed before the end of the current period of designation of depositories. Interim deposits must be evidenced by time certificates of deposit maturing not more than one year from the date of deposit or by savings or deposit accounts including passbook accounts.

Protection of the District's deposits is provided by the Federal Deposit Insurance Corporation (FDIC), by eligible securities pledged by the financial institution as security for repayment, or by the financial institution's participation in the Ohio Pooled Collateral System (OPCS), a collateral pool of eligible securities deposited with a qualified trustee and pledged to the Treasurer of State to secure the repayment of all public monies deposited in the financial institution.

Interim monies held by the District can be deposited or invested in the following securities:

1. United States Treasury bills, bonds, notes, or any other obligation or security issued by the United States Treasury or any other obligation guaranteed as to principal and interest by the United States;
2. Bonds, notes, debentures, or any other obligations or security issued by any federal government agency or instrumentality, including, but not limited to, the Federal National Mortgage Association, Federal Home Loan Bank, Federal Farm Credit Bank, Federal Home Loan Mortgage Corporation, and Government National Mortgage Association. All federal agency securities shall be direct issuances of federal government agencies or instrumentalities;
3. Written repurchase agreements in the securities listed above provided that the market value of the securities subject to the repurchase agreement must exceed the principal value of the agreement by at least two percent and be marked to market daily, and that the term of the agreement must not exceed thirty days;
4. Bonds and other obligations of the State of Ohio, and with certain limitations including a requirement for maturity within ten years after the date of settlement, bonds and other obligations of political subdivisions of the State of Ohio, if training requirements have been met;
5. Time certificates of deposit or savings or deposit accounts including, but not limited to, passbook accounts;
6. No-load money market mutual funds consisting exclusively of obligations described in division (1) or (2) above and repurchase agreements secured by such obligations, provided that investments in securities described in this division are made only through eligible institutions;
7. The State Treasurer's investment pool (STAR Ohio);
8. Certain banker's acceptance for a period not to exceed one hundred eighty days and commercial paper notes (for a period not to exceed two hundred seventy days) in an amount not to exceed 40 percent of the interim monies available for investment at any one time if training requirements have been met.

Investments in stripped principal or interest obligations, reverse repurchase agreements and derivatives are prohibited. The issuance of taxable notes for the purpose of arbitrage, the use of leverage and short selling are also prohibited. Except as noted above, an investment must mature within five years from the date of purchase unless matched to a specific obligation or debt of the District, and must be purchased with the expectation that it will be held to maturity.

Investments may only be made through specified dealers and institutions. Payment for investments may be made only upon delivery of the securities representing the investments to the treasurer or, if the securities are not represented by a certificate, upon receipt of confirmation of transfer from the custodian.

**NAPOLEON AREA CITY SCHOOL DISTRICT
HENRY COUNTY**

NOTES TO THE BASIC FINANCIAL STATEMENTS
FOR THE FISCAL YEAR ENDED JUNE 30, 2022
(Continued)

A. Cash on Hand

At fiscal year-end, the District had \$300 in undeposited cash on hand which is part of “Equity in pooled cash and cash equivalents”.

B. Deposits with Financial Institutions

At June 30, 2022, the carrying amount of all District deposits was \$18,287,892. Of the District’s bank balance of \$18,378,724, \$500,100 was covered by the Federal Deposit Insurance Corporation (FDIC), \$6,664,707 was covered by specific collateral pledged by the financial institution, and \$11,213,917 was covered by pooled collateral through the Ohio Pooled Collateral System (OPCS).

Although all statutory requirements of money had been followed, noncompliance with Federal requirements could potentially subject the District to a successful claim by the FDIC.

C. Investments

As of June 30, 2022, the District had the following investment and maturity:

<u>Investment Type</u>	<u>Amortized Cost</u>	<u>Investment Maturity 6 months or less</u>
STAR Ohio	<u>\$ 6,481,671</u>	<u>\$ 6,481,671</u>

Credit Risk: Standard & Poor’s has assigned STAR Ohio an AAAM money market rating. Ohio law requires that STAR Ohio maintain the highest rating provided by at least one nationally recognized standard rating service. The District’s investment policy does not address investment credit risk beyond the requirements of State statutes.

Concentration of Credit Risk: The District places no dollar limit on the amount that may be invested in any one issuer. The following table includes the percentage of each investment type held by the District at June 30, 2022:

<u>Investment Type</u>	<u>Cost Value</u>	<u>% of Total</u>
STAR Ohio	<u>\$ 6,481,671</u>	<u>100.00</u>

D. Reconciliation of Cash and Investments to the Statement of Net Position

The following is a reconciliation of cash and investments as reported in the note above to cash and investments as reported on the statement of net position as of June 30, 2022:

<u>Cash and Investments Per Note</u>	
Carrying amount of deposits	\$ 18,287,892
Investments	6,481,671
Cash on hand	300
Total	<u>\$ 24,769,863</u>
 <u>Cash and Investments Per Statement of Net Position - Cash Basis</u>	
Governmental activities	<u>\$ 24,769,863</u>

**NAPOLEON AREA CITY SCHOOL DISTRICT
HENRY COUNTY**

NOTES TO THE BASIC FINANCIAL STATEMENTS
FOR THE FISCAL YEAR ENDED JUNE 30, 2022
(Continued)

NOTE 5 – INTERFUND TRANSACTIONS

A. Transfers

During fiscal year 2022, the District transferred \$2,690,000 from the Bond Retirement Fund (a Nonmajor Governmental Fund) to the Permanent Improvement Fund in accordance with Ohio Revised Code Section 5705.14(C)(2). It was determined the Bond Retirement Fund had an excess balance as a result of the Series 2022 General Obligation Bond refunding. This transfer was approved by the Henry County Budget Commission.

Interfund transfers between governmental funds are eliminated on the government-wide financials statements.

B. Advances

During fiscal year 2022, the Auxiliary Services Fund (a Nonmajor Governmental Fund) advanced \$1,000 to the General Fund to repay an advance made in the prior year. Interfund advances between funds are eliminated on the government-wide financial statements.

NOTE 6 – PROPERTY TAXES

Property taxes are levied and assessed on a calendar year basis while the District fiscal year runs from July through June. First half tax collections are received by the District in the second half of the fiscal year. Second half tax distributions occur in the first half of the following fiscal year.

Property taxes include amounts levied against all real property and public utility property located within the District. Real property tax revenue received in calendar year 2022 represent collections of calendar year 2021 taxes. Real property taxes received in calendar year 2022 were levied after April 1, 2021, on the assessed values as of January 1, 2021, the lien date. Assessed values for real property taxes are established by State statute at 35 percent of appraised market value. Real property taxes are payable annually or semiannually. If paid annually, payment is due December 31; if paid semiannually, the first payment is due December 31, with the remainder payable by June 20. Under certain circumstances, State statute permits alternate payment dates to be established.

Public utility property tax revenue received in calendar year 2022 represent collections of calendar year 2021 taxes. Public utility real and tangible personal property taxes received in calendar year 2022 became a lien on December 31, 2020, were levied after April 1, 2021, and are collected with real property taxes. Public utility real property is assessed at 35 percent of true value; public utility tangible personal property is currently assessed at varying percentages of true value.

The District receives property taxes from Henry County. The County Auditor periodically advances to the District its portion of the taxes collected. Second-half real property tax payments collected by the County by June 30, 2022, are available to finance fiscal year 2022 operations. The amount available to be advanced can vary based on the date the tax bills are sent.

The assessed values upon which the fiscal year 2022 taxes were collected are:

**NAPOLEON AREA CITY SCHOOL DISTRICT
HENRY COUNTY**

NOTES TO THE BASIC FINANCIAL STATEMENTS
FOR THE FISCAL YEAR ENDED JUNE 30, 2022
(Continued)

	2021 Second Half Collections		2022 First Half Collections	
	<u>Amount</u>	<u>Percent</u>	<u>Amount</u>	<u>Percent</u>
Agricultural/residential	\$ 286,279,910	69.95	\$ 288,267,130	70.03
Industrial/commercial	50,681,160	12.38	52,405,420	12.73
Public utility	72,321,380	17.67	70,937,070	17.24
Total	<u>\$ 409,282,450</u>	<u>100.00</u>	<u>\$ 411,609,620</u>	<u>100.00</u>
Full tax rate per \$1,000 of assessed valuation	\$ 58.90		\$ 58.90	

NOTE 7 – PAYMENT IN LIEU OF TAXES

The District has entered into agreements with a number of property owners under which the District has granted property tax abatements to those property owners. The property owners have agreed to make payments to the District which reflect all or a portion of the property taxes which the property owners would have paid if their taxes had not been abated. The property owner’s contractual promise to make these payments in lieu of taxes generally continue until the agreement expires.

NOTE 8 – TAX ABATEMENTS

Enterprise Zones

The Henry County Commissioners, the Community Improvement Corporation of Henry County, and the Maumee Valley Planning Organization entered into property tax abatement agreements with local businesses under Enterprise Zone tax abatement agreements. Enterprise zones are designated areas of land in which businesses can receive tax incentives in the form of tax exemptions on eligible new investment. The Enterprise Zone Program provides tax exemptions for a portion of the value of new real property when the investment is made in conjunction with a project that includes job creation or job retention. These tax abatements reduce assessed value by a percentage agreed upon by all parties that authorize these types of agreements. The agreements affect the property tax receipts collected and distributed to the District. Under the agreements, the District’s property taxes were reduced by \$28,960 during fiscal year 2022.

NOTE 9 – DEBT

A. During the year ended June 30, 2022, the following changes occurred in the District’s debt obligations:

**NAPOLEON AREA CITY SCHOOL DISTRICT
HENRY COUNTY**

NOTES TO THE BASIC FINANCIAL STATEMENTS
FOR THE FISCAL YEAR ENDED JUNE 30, 2022
(Continued)

	Balance 06/30/21	Additions	Reductions	Balance 06/30/22	Amounts Due in One Year
Governmental activities:					
General obligation bonds, series 2012	\$ 12,195,000		\$ (12,195,000)		
General obligation bonds, series 2020A	650,000		(55,000)	\$ 595,000	\$ 70,000
General obligation refunding bonds, series 2020B:					
Current interest bonds	15,735,000		(155,000)	15,580,000	155,000
Capital appreciation bonds	135,000			135,000	
Accreted interest	38,120	\$ 38,766		76,886	
General obligation refunding bonds, series 2022		10,545,000		10,545,000	
Total general obligation bonds	<u>28,753,120</u>	<u>10,583,766</u>	<u>(12,405,000)</u>	<u>26,931,886</u>	<u>225,000</u>
Notes payable - financed purchases (direct borrowing)	676,871		(333,517)	343,354	169,524
Total debt obligations	<u>\$ 29,429,991</u>	<u>\$ 10,583,766</u>	<u>\$ (12,738,517)</u>	<u>\$ 27,275,240</u>	<u>\$ 394,524</u>

B. School Facilities Construction and Improvement Bonds, Series 2012

On August 15, 2012, the District issued general obligation bonds consisting of \$3,540,000 in serial bonds and \$27,260,000 in term bonds. The bonds were used for the purpose of constructing, adding to, and renovating and improving school facilities under the State of Ohio Classroom Facilities Assistance Program and locally funded initiatives, furnishing, and equipping the same, and improving the sites thereof.

On March 11, 2020, \$16,200,000 of the Series 2012 general obligations bonds were advance refunded with the issuance of the Series 2020B refunding bonds. This refunded debt is considered defeased (in-substance) and accordingly, has been removed from the statement of net position.

On March 3, 2022, the remaining balance of the Series 2012 general obligations bonds was advance refunded with the issuance of the Series 2022 refunding bonds. This refunded debt is considered defeased (in-substance) and accordingly, has been removed from the statement of net position.

These bonds were general obligations of the District for which the full faith and credit of the District was pledged for repayment. Payments of principal and interest relating to this bond issuance were recorded as disbursements in the Bond Retirement Fund (a Nonmajor Governmental Fund).

Interest payments on the current interest bonds were due on June 1 and December 1 of each year.

C. School Facilities and Construction and Improvement Bonds, Series 2020A

On March 11, 2020, the District issued general obligation bonds to finance building construction and improvements. The issue is comprised of current interest bonds, par value \$700,000. The interest rate on the current interest bonds ranges from 2.00 percent to 5.00 percent.

As of June 30, 2022, \$595,000 of the Series 2020A general obligation bonds are outstanding.

**NAPOLEON AREA CITY SCHOOL DISTRICT
HENRY COUNTY**

NOTES TO THE BASIC FINANCIAL STATEMENTS
FOR THE FISCAL YEAR ENDED JUNE 30, 2022
(Continued)

These bonds are general obligations of the District for which the full faith and credit of the District is pledged for repayment. Payments of principal and interest relating to this bond issuance are recorded as disbursements in the Bond Retirement Fund (a Nonmajor Governmental Fund).

Interest payments on the current interest bonds are due on June 1 and December 1 of each year. The final maturity stated for this bond issuance is December 1, 2029.

D. Refunding Bonds, Series 2020B

On March 11, 2020, the District issued refunding bonds in the amount of \$16,200,000 to partially refund the Series 2012 general obligation bonds that were issued for improving and constructing school buildings and facilities in the amount of \$16,200,000. The refunding bond issue is comprised of both current interest bonds, par value \$16,065,000, and capital appreciation bonds, par value \$135,000. The interest rate on the current interest bonds ranges from 1.70 percent to 3.25 percent. The capital appreciation bonds mature on December 1, 2031, 2032, 2033, and 2034 (stated interest ranges from 21.11 percent to 22.46 percent) at a redemption price equal to 100 percent of the principal, plus accrued interest to the redemption date. The accreted value at maturity for the capital appreciation bonds is \$2,225,000.

As of June 30, 2022, \$15,580,000 in current interest bonds of the Series 2020B general obligation bonds are outstanding.

These bonds are general obligations of the District for which the full faith and credit of the District is pledged for repayment. Payments of principal and interest relating to this bond issuance are recorded as disbursements in the Bond Retirement Fund (a Nonmajor Governmental Fund).

Interest payments on the current interest bonds are due on June 1 and December 1 of each year. The final maturity stated for this bond issuance is December 1, 2039.

E. Refunding Bonds, Series 2022

On March 3, 2022, the District issued Series 2022 refunding bonds in the amount of \$10,545,000 to refund the Series 2012 in the amount of \$11,635,000. The refunding bond issue is comprised of serial bonds, par value \$8,730,000, and term bonds, par value \$1,815,000. The interest rate on the current interest bonds ranges from 4.00 percent to 5.00 percent.

The net present value savings of the refunding was \$1,030,915. The issuance proceeds were used to purchase securities which were placed in an irrevocable trust to provide resources for all future debt service payments on the refunded debt. The refunded bonds, which have a balance of \$11,635,000, were not included in the District's outstanding debt obligations since the District has in-substance satisfied its obligations through the advance refunding. \$11,831,343 was paid to the refunding escrow agent in fiscal year 2022 as part of the refunding transaction.

These bonds are general obligations of the District for which the full faith and credit of the District is pledged for repayment. Payments of principal and interest relating to this bond issuance are recorded as disbursements in the Bond Retirement Fund (a Nonmajor Governmental Fund).

Interest payments on the current interest bonds are due on June 1 and December 1 of each year. The final maturity stated for this bond issuance is December 1, 2049.

**NAPOLEON AREA CITY SCHOOL DISTRICT
HENRY COUNTY**

NOTES TO THE BASIC FINANCIAL STATEMENTS
FOR THE FISCAL YEAR ENDED JUNE 30, 2022
(Continued)

F. The following is a summary of the future debt service requirements to maturity for the general obligations bonds outstanding.

Fiscal Year Ended	General Obligation Bonds			Capital Appreciation Bonds, Series 2020B		
	Principal	Interest	Total	Principal	Interest	Total
2023	\$ 225,000	\$ 905,398	\$ 1,130,398			
2024	1,330,000	885,880	2,215,880			
2025	835,000	860,833	1,695,833			
2026	715,000	841,115	1,556,115			
2027	740,000	815,583	1,555,583			
2028 - 2032	4,000,000	3,592,205	7,592,205	\$ 15,000	\$ 145,000	\$ 160,000
2033 - 2037	2,775,000	2,929,518	5,704,518	120,000	1,945,000	2,065,000
2038 - 2042	5,030,000	2,187,881	7,217,881			
2043 - 2047	6,585,000	1,277,656	7,862,656			
2048 - 2050	4,485,000	221,893	4,706,893			
Total	<u>\$ 26,720,000</u>	<u>\$ 14,517,962</u>	<u>\$ 41,237,962</u>	<u>\$ 135,000</u>	<u>\$ 2,090,000</u>	<u>\$ 2,225,000</u>

G. Legal Debt Margin

The Ohio Revised Code provides that voted net general obligation debt of the District shall never exceed 9 percent of the total assessed valuation of the District. The code further provides that unvoted indebtedness shall not exceed 1/10 of 1 percent of the property valuation of the District. The code additionally states that unvoted indebtedness related to energy conservation debt shall not exceed 9/10 of 1 percent of the property valuation of the District. The assessed valuation used in determining the District's legal debt margin has been modified by House Bill 530 which became effective March 30, 2006. In accordance with House Bill 530, the assessed valuation used in the District's legal debt margin calculation excluded tangible personal property used in business, telephone or telegraph property, interexchange telecommunications company property, and personal property owned or leased by a railroad company and used in railroad operations. The effects of these debt limitations at June 30, 2022, are a voted debt margin of \$10,661,604 (including available Debt Service funds of \$485,975) and an unvoted debt margin of \$411,451.

H. Financed Purchases

The District has entered into financed purchase agreements for buses and computer equipment where ownership of the underlying asset transfers to the District by the end of the contract. The District made principal and interest payments of \$168,193 and \$8,352, respectively, from the General Fund and principal and interest payments of \$165,324 and \$12,921, respectively, from the Permanent Improvement Fund to pay these costs for fiscal year 2022.

The financed purchase agreements are considered a direct borrowing. Direct borrowings have terms negotiated directly between the District and the lender and are not offered for public sale. The lease purchase agreement had no significant finance-related terms related to events of default, termination events or accelerator clauses.

Future financed purchases payments are as follows:

**NAPOLEON AREA CITY SCHOOL DISTRICT
HENRY COUNTY**

NOTES TO THE BASIC FINANCIAL STATEMENTS
FOR THE FISCAL YEAR ENDED JUNE 30, 2022
(Continued)

<u>Fiscal Year Ending June 30,</u>	<u>Amount</u>
2023	\$ 178,245
2024	<u>178,245</u>
Total minimum payments	356,490
Less: amount representing interest	<u>(13,136)</u>
Total	<u><u>\$ 343,354</u></u>

NOTE 10 – RISK MANAGEMENT

A. Comprehensive

The District is exposed to various risks of loss related to torts, theft of or damage to, and destruction of assets, errors and omissions, injuries to employees, and natural disasters. The District participates in the Schools of Ohio Risk Sharing Authority (SORSA), Inc. (see Note 17.C.), an insurance purchasing pool, for insurance coverage. Coverages provided are as follows:

Property (building & contents)	\$ 80,728,076
Equipment Breakdown (all members)	300,000,000
Automobile Liability	15,000,000
Educators' Legal Liability	15,000,000
Crime Coverage	1,000,000
General Liability:	
Per Occurrence	15,000,000
General Annual Aggregate	17,000,000

Settled claims have not exceeded commercial coverage in any of the past three years, and there has been no significant reduction in insurance coverage from last year.

B. Employee Insurance Benefits Program

The District participates in the Northern Buckeye Health Plan (NBHP), Northwest Division of Optimal Health Initiative Consortium (OHI) Insurance Benefits Program (the Program) (See Note 17.A), a public entity shared risk pool consisting of educational entities within Defiance, Fulton, Henry, and Williams Counties and other governmental entities. The District pays monthly premiums to the Program for the benefits offered to its employees, which includes health, dental, vision and life insurance. Monthly premiums for life insurance are paid to American United Life Insurance. NBHP is responsible for the management and operations of the Program. The agreement with NBHP provides for additional assessment to participants if the premiums are insufficient to pay the program costs for the fiscal year. Upon withdrawal from the Program, a participant is responsible for any claims not processed and paid and any related administrative costs.

C. Workers' Compensation Group Program

The District participates in the Northern Buckeye Health Plan (NBHP) OHI Workers' Compensation Group Rating Plan (the Plan) (See Note 17.B), an insurance purchasing pool. The Plan is intended to reduce premiums for the participants. The workers' compensation experience of the participating school districts is calculated as one experience and a common premium rate is applied to all school districts in the Plan. Each participant pays its workers' compensation premium to the State based on the rate for the Plan rather than its individual rate. The Plan is governed by NBHP and the governing members of the Plan. The Executive Director of the NBHP coordinates the management and administration of the program.

**NAPOLEON AREA CITY SCHOOL DISTRICT
HENRY COUNTY**

NOTES TO THE BASIC FINANCIAL STATEMENTS
FOR THE FISCAL YEAR ENDED JUNE 30, 2022
(Continued)

NOTE 11 – COMPENSATED ABSENCES

Employees earn vacation at rates specified under State of Ohio law and based on credited service. Administrators/Supervisors, Clerical, Technical, and Maintenance and Operation employees with one or more years of service are entitled to vacation ranging from 5 to 25 days. Employees with less than one year of service do not earn vacation.

All employees are entitled to a sick leave credit equal to one and one-quarter days for each month of service (earned on a pro rata basis for less than full-time employees). This sick leave will either be absorbed by time off due to illness or injury or, within certain limitations, be paid to the employee upon retirement. The amount paid to a teacher upon retirement is limited to 25 percent of the accumulated sick leave to a maximum of 55 days.

The amount paid to the Superintendent or Treasurer upon retirement is limited to 30 percent of the accumulated sick leave to a maximum of 75 days. The amount paid to a classified employee upon retirement is limited to 25 percent of the accumulated sick leave to a maximum of 55 days. The amount paid to an administrator/supervisor upon retirement is limited to 25 percent of the accumulated sick leave to a maximum of 55 days. The amount paid to a confidential employee with a minimum of 5 years of service upon retirement is limited to 25 percent of the accumulated sick leave to a maximum of 55 days.

Service Retirement Recognition Stipend: Certified Bargaining Unit Members who first become eligible to retire from the District with unreduced benefits, who have at least ten years of service, who complete all scheduled work days in the year retiring and who are qualified for and receive service retirement benefits from STRS will be eligible for a service retirement recognition stipend (the stipend). The stipend will be a one-time cash payment of \$9,000. In order to qualify for the stipend the member must give notice of intent to retire to the Superintendent or designee no later than March 1 of the year in which he/she is first eligible to retire as stated above and retire at the end of the school year. The stipend will be paid to the VALIC Special Pay Plan account of the person entitled thereto. Such payment shall be made no later than the last day of the month following the month in which the retiring employee submits evidence of the employee having received his/her first retirement check from the retirement system.

Confidential personnel with greater than ten years of experience at the District may receive \$200 per year of service at retirement. Administrators/supervisors with a minimum of 5 years of experience are eligible for \$1,000 per year of service not to exceed \$10,000 in total.

NOTE 12 – DEFINED BENEFIT PENSION PLANS

The Statewide retirement systems provide both pension benefits and other postemployment benefits (OPEB).

Net Pension Liability/Net OPEB Liability (Asset)

Pensions and OPEB are a component of exchange transactions – between an employer and its employees – of salaries and benefits for employee services. Pensions/OPEB are provided to an employee – on a deferred-payment basis – as part of the total compensation package offered by an employer for employee services each financial period.

The net pension/OPEB liability (asset) represent the District’s proportionate share of each pension/OPEB plan’s collective actuarial present value of projected benefit payments attributable to past periods of service, net of each pension/OPEB plan’s fiduciary net position. The net pension/OPEB liability (asset) calculation is dependent on critical long-term variables, including estimated average life expectancies, earnings on investments, cost of living adjustments and others. While these estimates use the best information available, unknowable future events require adjusting these estimates annually.

**NAPOLEON AREA CITY SCHOOL DISTRICT
HENRY COUNTY**

NOTES TO THE BASIC FINANCIAL STATEMENTS
FOR THE FISCAL YEAR ENDED JUNE 30, 2022
(Continued)

The Ohio Revised Code limits the District’s obligation for this liability to annually required payments. The District cannot control benefit terms or the manner in which pensions/OPEB are financed; however, the District does receive the benefit of employees’ services in exchange for compensation including pension and OPEB.

GASB 68/75 assumes the liability is solely the obligation of the employer, because (1) they benefit from employee services; and (2) State statute requires funding to come from these employers. All pension contributions to date have come solely from these employers (which also includes pension costs paid in the form of withholdings from employees). The retirement systems may allocate a portion of the employer contributions to provide for these OPEB benefits. In addition, health care plan enrollees pay a portion of the health care costs in the form of a monthly premium. State statute requires the retirement systems to amortize unfunded pension liabilities within 30 years. If the pension amortization period exceeds 30 years, each retirement system’s board must propose corrective action to the State legislature. Any resulting legislative change to benefits or funding could significantly affect the net pension/OPEB liability (asset). Resulting adjustments to the net pension/OPEB liability (asset) would be effective when the changes are legally enforceable. The Ohio Revised Code permits, but does not require, the retirement systems to provide healthcare to eligible benefit recipients.

The net pension/net OPEB liability (asset) are not reported on the face of the financial statements, but rather are disclosed in the notes because of the use of the cash basis framework.

The remainder of this note includes the required pension disclosures. See Note 13 for the required OPEB disclosures.

Plan Description – School Employees Retirement System (SERS)

Plan Description – District non-teaching employees participate in SERS, a cost-sharing multiple-employer defined benefit pension plan administered by SERS. SERS provides retirement, disability and survivor benefits, and death benefits to plan members and beneficiaries. Authority to establish and amend benefits is provided by Ohio Revised Code Chapter 3309. SERS issues a publicly available, stand-alone financial report that includes financial statements, required supplementary information and detailed information about SERS’ fiduciary net position. That report can be obtained by visiting the SERS website at www.ohsers.org under Employers/Audit Resources.

Age and service requirements for retirement are as follows:

	Eligible to Retire on or before August 1, 2017 *	Eligible to Retire after August 1, 2017
Full benefits	Any age with 30 years of service credit	Age 67 with 10 years of service credit; or Age 57 with 30 years of service credit
Actuarially reduced benefits	Age 60 with 5 years of service credit; or Age 55 with 25 years of service credit	Age 62 with 10 years of service credit; or Age 60 with 25 years of service credit

* Members with 25 years of service credit as of August 1, 2017 will be included in this plan.

Annual retirement benefits are calculated based on final average salary multiplied by a percentage that varies based on years of service; 2.2 percent for the first thirty years of service and 2.5 percent for years of service credit over 30. Final average salary is the average of the highest three years of salary.

**NAPOLEON AREA CITY SCHOOL DISTRICT
HENRY COUNTY**

**NOTES TO THE BASIC FINANCIAL STATEMENTS
FOR THE FISCAL YEAR ENDED JUNE 30, 2022
(Continued)**

An individual whose benefit effective date is before April 1, 2018, is eligible for a cost-of-living adjustment (COLA) on the first anniversary date of the benefit. New benefit recipients must wait until the fourth anniversary of their benefit for COLA eligibility. The COLA is added each year to the base benefit amount on the anniversary date of the benefit. The COLA is indexed to the percentage increase in the CPI-W, not to exceed 2.5 percent and with a floor of 0 percent. A three-year COLA suspension was in effect for all benefits for the years 2018, 2019, and 2020. The Retirement Board approved a 0.5 percent COLA for calendar year 2021.

Funding Policy – Plan members are required to contribute 10 percent of their annual covered salary and the District is required to contribute 14 percent of annual covered payroll. The contribution requirements of plan members and employers are established and may be amended by the SERS' Retirement Board up to statutory maximum amounts of 10 percent for plan members and 14 percent for employers. The Retirement Board, acting with the advice of the actuary, allocates the employer contribution rate among four of the System's funds (Pension Trust Fund, Death Benefit Fund, Medicare B Fund, and Health Care Fund). For the fiscal year ended June 30, 2022, the allocation to pension, death benefits, and Medicare B was 14 percent. For fiscal year 2022, the Retirement Board did not allocate any employer contribution to the Health Care Fund.

The District's contractually required contribution to SERS was \$417,814 for fiscal year 2022.

Plan Description – State Teachers Retirement System (STRS)

Plan Description – Licensed teachers and other faculty members participate in STRS Ohio, a cost-sharing multiple-employer public employee retirement system administered by STRS. STRS provides retirement and disability benefits to members and death and survivor benefits to beneficiaries. STRS issues a stand-alone financial report that includes financial statements, required supplementary information and detailed information about STRS' fiduciary net position. That report can be obtained by writing to STRS, 275 East Broad Street, Columbus, Ohio 43215-3771, by calling (888) 227-7877, or by visiting the STRS website at www.strsoh.org.

New members have a choice of three retirement plans: a Defined Benefit (DB) Plan, a Defined Contribution (DC) Plan and a Combined Plan. Benefits are established by Ohio Revised Code Chapter 3307.

The DB plan offers an annual retirement allowance based on final average salary multiplied by a percentage that varies based on years of service. Effective August 1, 2015, the calculation is 2.20 percent of final average salary for the five highest years of earnings multiplied by all years of service. In April 2017, the Retirement Board made the decision to reduce COLA granted on or after July 1, 2017, to 0 percent to preserve the fiscal integrity of the retirement system. Benefit recipients' base benefit and past cost-of living increases are not affected by this change. Eligibility changes will be phased in until August 1, 2026, when retirement eligibility for unreduced benefits will be five year of service credit and age 65, or 35 years of service credit and at least age 60.

Eligibility changes for DB Plan members who retire with actuarially reduced benefits will be phased in until August 1, 2026, when retirement eligibility will be five years of qualifying service credit and age 60, or 30 years of service credit at any age.

The DC Plan allows members to place all of their member contributions and 9.53 percent of the 14 percent employer contributions into an investment account. The member determines how to allocate the member and employer money among various investment choices offered by STRS. The remaining 4.47 percent of the 14 percent employer rate is allocated to the defined benefit unfunded liability. A member is eligible to receive a retirement benefit at age 50 and termination of employment. The member may elect to receive a lifetime monthly annuity or a lump sum withdrawal.

**NAPOLEON AREA CITY SCHOOL DISTRICT
HENRY COUNTY**

NOTES TO THE BASIC FINANCIAL STATEMENTS
FOR THE FISCAL YEAR ENDED JUNE 30, 2022
(Continued)

The Combined Plan offers features of both the DB Plan and the DC Plan. In the Combined Plan, 12 percent of the 14 percent member rate is deposited into the member’s DC Plan and the remaining 2 percent is applied to the DB Plan. Member contributions to the DC Plan are allocated among investment choices by the member, and contributions to the DB Plan from the employer and the member are used to fund the defined benefit payment at a reduced level from the regular DB Plan. The defined benefit portion of the Combined Plan payment is payable to a member on or after age 60 with five years of service. The defined contribution portion of the account may be taken as a lump sum payment or converted to a lifetime monthly annuity at age 50 and after termination of employment.

New members who choose the DC Plan or Combined Plan will have another opportunity to reselect a permanent plan during their fifth year of membership. Members may remain in the same plan or transfer to another STRS plan. The optional annuitization of a member’s defined contribution account or the defined contribution portion of a member’s Combined Plan account to a lifetime benefit results in STRS bearing the risk of investment gain or loss on the account. STRS has therefore included all three plan options as one defined benefit plan for GASB 68 reporting purposes.

A DB or Combined Plan member with five or more years of credited service who is determined to be disabled may qualify for a disability benefit. New members on or after July 1, 2013, must have at least ten years of qualifying service credit that apply for disability benefits. Members in the DC Plan who become disabled are entitled only to their account balance. Eligible survivors of members who die before service retirement may qualify for monthly benefits. If a member of the DC Plan dies before retirement benefits begin, the member’s designated beneficiary is entitled to receive the member’s account balance.

Funding Policy – Employer and member contribution rates are established by the State Teachers Retirement Board and limited by Chapter 3307 of the Ohio Revised Code. The fiscal year 2022 employer and employee contribution rate of 14 percent was equal to the statutory maximum rates. For fiscal year 2022, the full employer contribution was allocated to pension.

The District’s contractually required contribution to STRS was \$1,522,905 for fiscal year 2022.

Net Pension Liability

The net pension liability was measured as of June 30, 2021, and the total pension liability used to calculate the net pension liability was determined by an actuarial valuation as of that date. The District’s proportion of the net pension liability was based on the District’s share of contributions to the pension plan relative to the projected contributions of all participating entities.

Following is information related to the proportionate share:

	<u>SERS</u>	<u>STRS</u>	<u>Total</u>
Proportion of the net pension liability prior measurement date	0.07956980%	0.08407507%	
Proportion of the net pension liability current measurement date	<u>0.08275900%</u>	<u>0.08526558%</u>	
Change in proportionate share	<u>0.00318920%</u>	<u>0.00119051%</u>	
Proportionate share of the net pension liability	\$ 3,053,567	\$ 10,901,970	\$ 13,955,537

**NAPOLEON AREA CITY SCHOOL DISTRICT
HENRY COUNTY**

NOTES TO THE BASIC FINANCIAL STATEMENTS
FOR THE FISCAL YEAR ENDED JUNE 30, 2022
(Continued)

Actuarial Assumptions – SERS

SERS’ total pension liability was determined by their actuaries in accordance with GASB Statement No. 67, as part of their annual actuarial valuation for each defined benefit retirement plan. Actuarial valuations of an ongoing plan involve estimates of the value of reported amounts (e.g., salaries, credited service) and assumptions about the probability of occurrence of events far into the future (e.g., mortality, disabilities, retirements, employment termination). Actuarially determined amounts are subject to continual review and potential modifications, as actual results are compared with past expectations and new estimates are made about the future.

Projections of benefits for financial reporting purposes are based on the substantive plan (the plan as understood by the employers and plan members) and include the types of benefits provided at the time of each valuation and the historical pattern of sharing benefit costs between the employers and plan members to that point. The projection of benefits for financial reporting purposes does not explicitly incorporate the potential effects of legal or contractual funding limitations.

Actuarial calculations reflect a long-term perspective. For a newly hired employee, actuarial calculations will take into account the employee’s entire career with the employer and also take into consideration the benefits, if any, paid to the employee after termination of employment until the death of the employee and any applicable contingent annuitant. In many cases actuarial calculations reflect several decades of service with the employer and the payment of benefits after termination.

Key methods and assumptions used in calculating the total pension liability in the latest actuarial valuation, prepared as of June 30, 2021, compared with June 30, 2020, are presented below:

	June 30, 2021	June 30, 2020
Inflation	2.40 percent	3.00 percent
Future salary increases, including inflation COLA or ad hoc COLA	3.25 percent to 13.58 percent 2.00 percent, on or after April 1, 2018, COLAs for future retirees will be delayed for three years following commencement	3.50 percent to 18.20 percent 2.50 percent
Investment rate of return	7.00 percent, net of system expenses	7.50 percent, net of investment expense, including inflation
Actuarial cost method	Entry age normal (level percent of payroll)	Entry age normal (level percent of payroll)

Mortality rates for 2021 were based on the PUB-2010 General Employee Amount Weight Below Median Healthy Retiree mortality table projected to 2017 with ages set forward 1 year and adjusted 94.20 percent for males and set forward 2 years and adjusted 81.35 percent for females. Mortality among disabled members were based upon the PUB-2010 General Disabled Retiree mortality table projected to 2017 with ages set forward 5 years and adjusted 103.3 percent for males and set forward 3 years and adjusted 106.8 percent for females. Future improvement in mortality rates is reflected by applying the MP-2020 projection scale generationally.

Mortality rates for 2020 were based on the RP-2014 Blue Collar Mortality Table with fully generational projection and a five year age set-back for both males and females. Mortality among service retired members, and beneficiaries were based upon the RP-2014 Blue Collar Mortality Table with fully generational projection with Scale BB, 120 percent of male rates, and 110 percent of female rates. Mortality among disabled members was based upon the RP-2000 Disabled Mortality Table, 90 percent for male rates and 100 percent for female rates, set back five years is used for the period after disability retirement.

**NAPOLEON AREA CITY SCHOOL DISTRICT
HENRY COUNTY**

NOTES TO THE BASIC FINANCIAL STATEMENTS
FOR THE FISCAL YEAR ENDED JUNE 30, 2022
(Continued)

The most recent experience study was completed for the five-year period ended June 30, 2020.

The long-term return expectation for the Pension Plan Investments has been determined using a building-block approach and assumes a time horizon, as defined in SERS' *Statement of Investment Policy*. A forecasted rate of inflation serves as the baseline for the return expectation. Various real return premiums over the baseline inflation rate have been established for each asset class. The long-term expected nominal rate of return has been determined by calculating a weighted average of the expected real return premiums for each asset class, adding the projected inflation rate, and adding the expected return from rebalancing uncorrelated asset classes.

The target allocation and best estimates of arithmetic real rates of return for each major asset class are summarized in the following table:

<u>Asset Class</u>	<u>Target Allocation</u>	<u>Long-Term Expected Real Rate of Return</u>
Cash	2.00 %	(0.33) %
US Equity	24.75	5.72
Non-US Equity Developed	13.50	6.55
Non-US Equity Emerging	6.75	8.54
Fixed Income/Global Bonds	19.00	1.14
Private Equity	11.00	10.03
Real Estate/Real Assets	16.00	5.41
Multi-Asset Strategy	4.00	3.47
Private Debt/Private Credit	3.00	5.28
Total	<u>100.00 %</u>	

Discount Rate – The total pension liability for 2021 was calculated using the discount rate of 7.00 percent. The discount rate for 2020 was 7.5 percent. The projection of cash flows used to determine the discount rate assumed the contributions from employers and from the members would be computed based on contribution requirements as stipulated by State statute. Projected inflows from investment earnings were calculated using the long-term assumed investment rate of return (7.00 percent). Based on those assumptions, the plan's fiduciary net position was projected to be available to make all future benefit payments of current plan members. Therefore, the long-term expected rate of return on pension plan investments was applied to all periods of projected benefits to determine the total pension liability.

Sensitivity of the District's Proportionate Share of the Net Pension Liability to Changes in the Discount Rate – Net pension liability is sensitive to changes in the discount rate, and to illustrate the potential impact the following table presents the net pension liability calculated using the discount rate of 7.00 percent, as well as what each plan's net pension liability would be if it were calculated using a discount rate that is one percentage point lower (6.00 percent), or one percentage point higher (8.00 percent) than the current rate.

	<u>1% Decrease (6.00%)</u>	<u>Current Discount Rate (7.00%)</u>	<u>1% Increase (8.00%)</u>
District's proportionate share of the net pension liability	\$ 5,080,386	\$ 3,053,567	\$ 1,344,262

**NAPOLEON AREA CITY SCHOOL DISTRICT
HENRY COUNTY**

NOTES TO THE BASIC FINANCIAL STATEMENTS
FOR THE FISCAL YEAR ENDED JUNE 30, 2022
(Continued)

Actuarial Assumptions – STRS

Key methods and assumptions used in the June 30, 2021, actuarial valuation compared to those used in the June 30, 2020, actuarial valuation are presented below:

	June 30, 2021	June 30, 2020
Inflation	2.50 percent	2.50 percent
Projected salary increases	12.50 percent at age 20 to 2.50 percent at age 65	12.50 percent at age 20 to 2.50 percent at age 65
Investment rate of return	7.00 percent, net of investment expenses, including inflation	7.45 percent, net of investment expenses, including inflation
Discount rate of return	7.00 percent	7.45 percent
Payroll increases	3.00 percent	3.00 percent
Cost-of-living adjustments (COLA)	0.00 percent	0.00 percent

Post-retirement mortality rates are based on the RP-2014 Annuitant Mortality Table with 50 percent of rates through age 69, 70 percent of rates between ages 70 and 79, 90 percent of rates between ages 80 and 84, and 100 percent of rates thereafter, projected forward generationally using mortality improvement scale MP-2016. Pre-retirement mortality rates are based on RP-2014 Employee Mortality Table, projected forward generationally using mortality improvement scale MP-2016. Post-retirement disabled mortality rates are based on the RP-2014 Disabled Mortality Table with 90 percent of rates for males and 100 percent of rates for females, projected forward generationally using mortality improvement scale MP-2016.

Actuarial assumptions used in the June 30, 2021, valuation are based on the results of an actuarial experience study for the period July 1, 2011 through June 30, 2016.

STRS' investment consultant develops an estimate range for the investment return assumption based on the target allocation adopted by the Retirement Board. The target allocation and long-term expected rate of return for each major asset class are summarized as follows:

Asset Class	Target Allocation	Long-Term Expected Real Rate of Return *
Domestic Equity	28.00 %	7.35 %
International Equity	23.00	7.55
Alternatives	17.00	7.09
Fixed Income	21.00	3.00
Real Estate	10.00	6.00
Liquidity Reserves	1.00	2.25
Total	<u>100.00 %</u>	

*10-year geometric nominal returns, which include the real rate of return and inflation of 2.25 percent, and is net of investment expenses. Over a 30-year period, STRS' investment consultant indicates that the above target allocations should generate a return above the actuarial rate of return, without net value added by management.

**NAPOLEON AREA CITY SCHOOL DISTRICT
HENRY COUNTY**

NOTES TO THE BASIC FINANCIAL STATEMENTS
FOR THE FISCAL YEAR ENDED JUNE 30, 2022
(Continued)

Discount Rate – The discount rate used to measure the total pension liability was 7.00 percent as of June 30, 2021, and was 7.45 percent as of June 30, 2020. The projection of cash flows used to determine the discount rate assumes that member and employer contributions will be made at the statutory contribution rates in accordance with the rates described above. For this purpose, only employer contributions that are intended to fund benefits of current plan members and their beneficiaries are included. Based on those assumptions, STRS’ fiduciary net position was projected to be available to make all projected future benefit payments to current plan members as of June 30, 2021. Therefore, the long-term expected rate of return on pension plan investments of 7.00 percent was applied to all periods of projected benefit payments to determine the total pension liability as of June 30, 2021.

Sensitivity of the District’s Proportionate Share of the Net Pension Liability to Changes in the Discount Rate – The following table represents the District’s proportionate share of the net pension liability calculated using the current period discount rate assumption of 7.00 percent, as well as what the District’s proportionate share of the net pension liability would be if it were calculated using a discount rate that is one percentage point lower (6.00 percent) or one percentage point higher (8.00 percent) than the current assumption:

	1% Decrease (6.00%)	Current Discount Rate (7.00%)	1% Increase (8.00%)
District's proportionate share of the net pension liability	\$ 20,415,310	\$ 10,901,970	\$ 2,863,219

Changes Between Measurement Date and Reporting Date – In February 2022, the Board approved changes to demographic measures that will impact the June 30, 2022, actuarial valuation. These demographic measures include retirement, salary increase, disability/termination and mortality assumptions. In March 2022, the STRS Board approved benefit plan changes to take effect on July 1, 2022. These changes include a one-time three percent cost-of-living increase (COLA) to be paid to eligible benefit recipients and the elimination of the age 60 requirement for retirement age and service eligibility that was set to take effect in 2026. The effect on the net pension liability is unknown.

NOTE 13 – DEFINED BENEFIT OPEB PLANS

The net OPEB liability is disclosed as a commitment and not reported on the face of the financial statements as a liability because of the use of the cash basis framework.

See Note 12 for a description of the net OPEB liability (asset).

Plan Description – School Employees Retirement System (SERS)

Health Care Plan Description – The District contributes to the SERS Health Care Fund, administered by SERS for non-certificated retirees and their beneficiaries. For GASB 75 purposes, this plan is considered a cost-sharing other postemployment benefit (OPEB) plan. SERS’ Health Care Plan provides healthcare benefits to eligible individuals receiving retirement, disability, and survivor benefits, and to their eligible dependents. Members who retire after June 1, 1986, need 10 years of service credit, exclusive of most types of purchased credit, to qualify to participate in SERS’ health care coverage. In addition to age and service retirees, disability benefit recipients and beneficiaries who are receiving monthly benefits due to the death of a member or retiree, are eligible for SERS’ health care coverage.

**NAPOLEON AREA CITY SCHOOL DISTRICT
HENRY COUNTY**

**NOTES TO THE BASIC FINANCIAL STATEMENTS
FOR THE FISCAL YEAR ENDED JUNE 30, 2022
(Continued)**

The following types of credit purchased after January 29, 1981 do not count toward health care coverage eligibility: military, federal, out-of-state, municipal, private school, exempted, and early retirement incentive credit. In addition to age and service retirees, disability benefit recipients and beneficiaries who are receiving monthly benefits due to the death of a member or retiree, are eligible for SERS' health care coverage. Most retirees and dependents choosing SERS' health care coverage are over the age of 65 and therefore enrolled in a fully insured Medicare Advantage plan; however, SERS maintains a traditional, self-insured preferred provider organization for its non-Medicare retiree population. For both groups, SERS offers a self-insured prescription drug program. Health care is a benefit that is permitted, not mandated, by statute. The financial report of the Plan is included in the SERS Annual Comprehensive Financial Report which can be obtained on SERS' website at www.ohsers.org under Employers/Audit Resources.

Access to health care for retirees and beneficiaries is permitted in accordance with Section 3309 of the Ohio Revised Code. The Health Care Fund was established and is administered in accordance with Internal Revenue Code Section 105(e). SERS' Retirement Board reserves the right to change or discontinue any health plan or program. Active employee members do not contribute to the Health Care Plan. The SERS Retirement Board established the rules for the premiums paid by the retirees for health care coverage for themselves and their dependents or for their surviving beneficiaries. Premiums vary depending on the plan selected, qualified years of service, Medicare eligibility, and retirement status.

Funding Policy – State statute permits SERS to fund the health care benefits through employer contributions. Each year, after the allocation for statutorily required pensions and benefits, the Retirement Board may allocate the remainder of the employer contribution of 14 percent of covered payroll to the Health Care Fund in accordance with the funding policy. For the fiscal year ended June 30, 2022, no allocation was made to health care. An additional health care surcharge on employers is collected for employees earning less than an actuarially determined minimum compensation amount, pro-rated if less than a full year of service credit was earned. For fiscal year 2022, this amount was \$25,000. Statutes provide that no employer shall pay a health care surcharge greater than 2 percent of that employer's SERS-covered payroll; nor may SERS collect in aggregate more than 1.5 percent of the total statewide SERS-covered payroll for the health care surcharge. For fiscal year 2022, the District's surcharge obligation was \$56,159.

The surcharge, added to the allocated portion of the 14 percent employer contribution rate, is the total amount assigned to the Health Care Fund. The District's contractually required contribution to SERS was \$56,159 for fiscal year 2022.

Plan Description – State Teachers Retirement System (STRS)

Plan Description – The State Teachers Retirement System of Ohio (STRS) administers a cost-sharing Health Plan administered for eligible retirees who participated in the defined benefit or combined pension plans offered by STRS. Ohio law authorizes STRS to offer this plan. Benefits include hospitalization, physicians' fees, prescription drugs and partial reimbursement of monthly Medicare Part B premiums. The Medicare Part B monthly reimbursement elimination date was postponed indefinitely. The Plan is included in the report of STRS which can be obtained by visiting www.strsoh.org or by calling (888) 227-7877.

Funding Policy – Ohio Revised Code Chapter 3307 authorizes STRS to offer the Plan and gives the Retirement Board discretionary authority over how much, if any, of the health care costs will be absorbed by STRS. Active employee members do not contribute to the Health Care Plan. Active members do not contribute to the Health Care Plan. All benefit recipients pay a portion of the health care costs in the form of a monthly premium. Under Ohio law, funding for post-employment health care may be deducted from employer contributions, currently 14 percent of covered payroll. For the fiscal year ended June 30, 2022, STRS did not allocate any employer contributions to post-employment health care.

**NAPOLEON AREA CITY SCHOOL DISTRICT
HENRY COUNTY**

NOTES TO THE BASIC FINANCIAL STATEMENTS
FOR THE FISCAL YEAR ENDED JUNE 30, 2022
(Continued)

Net OPEB Liability (Asset)

The net OPEB liability (asset) was measured as of June 30, 2021, and the total OPEB liability (asset) used to calculate the net OPEB liability (asset) was determined by an actuarial valuation as of that date. The District's proportion of the net OPEB liability (asset) was based on the District's share of contributions to the respective retirement systems relative to the contributions of all participating entities.

Following is information related to the proportionate share:

	SERS	STRS	Total
Proportion of the net OPEB liability/asset prior measurement date	0.08289940%	0.08407507%	
Proportion of the net OPEB liability/asset current measurement date	0.08543190%	0.08526558%	
Change in proportionate share	0.00253250%	0.00119051%	
Proportionate share of the net OPEB liability (asset)	\$ 1,616,869	\$ (1,797,755)	\$ (180,886)

Actuarial Assumptions – SERS

The total OPEB liability is determined by SERS' actuaries in accordance with GASB Statement No. 74, as part of their annual actuarial valuation for each retirement plan. Actuarial valuations of an ongoing plan involve estimates of the value of reported amounts (e.g., salaries, credited service) and assumptions about the probability of occurrence of events far into the future (e.g., mortality, disabilities, retirements, employment terminations). Actuarially determined amounts are subject to continual review and potential modifications, as actual results are compared with past expectations and new estimates are made about the future.

Projections of benefits for financial reporting purposes are based on the substantive plan (the plan as understood by the employers and plan members) and include the types of benefits provided at the time of each valuation and the historical pattern of sharing benefit costs between the employers and plan members to that point. The projection of benefits for financial reporting purposes does not explicitly incorporate the potential effects of legal or contractual funding limitations.

Actuarial calculations reflect a long-term perspective. For a newly hired employee, actuarial calculations will take into account the employee's entire career with the employer and also take into consideration the benefits, if any, paid to the employee after termination of employment until the death of the employee and any applicable contingent annuitant. In many cases, actuarial calculations reflect several decades of service with the employer and the payment of benefits after termination.

Key methods and assumptions used in calculating the total OPEB liability in the latest actuarial valuation date of June 30, 2021, compared with June 30, 2020, are presented below:

**NAPOLEON AREA CITY SCHOOL DISTRICT
HENRY COUNTY**

NOTES TO THE BASIC FINANCIAL STATEMENTS
FOR THE FISCAL YEAR ENDED JUNE 30, 2022
(Continued)

	June 30, 2021	June 30, 2020
Inflation	2.40 percent	3.00 percent
Future salary increases, including inflation	3.25 percent to 13.58 percent	3.50 percent to 18.20 percent
Investment rate of return	7.00 percent, net of investment expense, including inflation	7.50 percent, net of investment expense, including inflation
Municipal bond index rate:		
Measurement date	1.92 percent	2.45 percent
Prior measurement date	2.45 percent	3.13 percent
Single equivalent interest rate, net of plan investment expense, including price inflation		
Measurement date	2.27 percent	2.63 percent
Prior measurement date	2.63 percent	3.22 percent
Medical trend assumption		
Medicare	5.125 to 4.40 percent	5.25 to 4.75 percent
Pre-Medicare	6.75 to 4.40 percent	7.00 to 4.75 percent

For 2021, mortality rates among healthy retirees were based on the PUB-2010 General Employee Amount Weighted Below Median Healthy Retiree mortality table projected to 2017 with ages set forward 1 year and adjusted 94.20 percent for males and set forward 2 years and adjusted 81.35 percent for females. Mortality among disabled members were based upon the PUB-2010 General Disabled Retiree mortality table projected to 2017 with ages set forward 5 years and adjusted 103.3 percent for males and set forward 3 years and adjusted 106.8 percent for females. Mortality rates for contingent survivors were based on PUB-2010 General Amount Weighted Below Median Contingent Survivor mortality table projected to 2017 with ages set forward 1 year and adjusted 105.5 percent for males and adjusted 122.5 percent for females. Mortality rates for actives is based on PUB-2010- General Amount Weighted Below Median Employee mortality table.

For 2020, mortality rates were based on the RP-2014 Blue Collar Mortality Table with fully generational projection with Scale BB, 120 percent of male rates, and 110 percent of female rates. RP-2000 Disabled Mortality Table with 90 percent for male rates and 100 percent for female rates set back five years.

The most recent experience study was completed for the five-year period ended June 30, 2020.

The long-term expected rate of return on plan assets is reviewed as part of the actuarial five-year experience study. The most recent study covers fiscal years 2015 through 2020, and was adopted by the Board in 2021. Several factors are considered in evaluating the long-term rate of return assumption including long-term historical data, estimates inherent in current market data, and a log-normal distribution analysis in which best-estimate ranges of expected future real rates of return were developed by the investment consultant for each major asset class. These ranges were combined to produce the long-term expected rate of return, 7.00 percent, by weighting the expected future real rates of return by the target asset allocation percentage and then adding expected inflation. The capital market assumptions developed by the investment consultant are intended for use over a 10-year horizon and may not be useful in setting the long-term rate of return for funding pension plans which covers a longer timeframe. The assumption is intended to be a long-term assumption and is not expected to change absent a significant change in the asset allocation, a change in the inflation assumption, or a fundamental change in the market that alters expected returns in future years.

The target asset allocation and best estimates of arithmetic real rates of return for each major asset class, as used in the June 30, 2020 five-year experience study, are summarized as follows:

**NAPOLEON AREA CITY SCHOOL DISTRICT
HENRY COUNTY**

NOTES TO THE BASIC FINANCIAL STATEMENTS
FOR THE FISCAL YEAR ENDED JUNE 30, 2022
(Continued)

Asset Class	Target Allocation	Long-Term Expected Real Rate of Return
Cash	2.00 %	(0.33) %
US Equity	24.75	5.72
Non-US Equity Developed	13.50	6.55
Non-US Equity Emerging	6.75	8.54
Fixed Income/Global Bonds	19.00	1.14
Private Equity	11.00	10.03
Real Estate/Real Assets	16.00	5.41
Multi-Asset Strategy	4.00	3.47
Private Debt/Private Credit	3.00	5.28
Total	<u>100.00 %</u>	

Discount Rate – The discount rate used to measure the total OPEB liability at June 30, 2021 was 2.27 percent. The discount rate used to measure total OPEB liability prior to June 30, 2021 was 2.63 percent. The projection of cash flows used to determine the discount rate assumed that contributions will be made from members and the System at the contribution rate of 1.50 percent of projected covered payroll each year, which includes a 1.50 percent payroll surcharge and no contributions from the basic benefits plan. Based on these assumptions, the OPEB plan’s fiduciary net position was projected to become insufficient to make all projected future benefit payments of current System members by SERS actuaries. The Municipal Bond Index Rate is used in the determination of the SEIR for both the June 30, 2020 and the June 30, 2021 total OPEB liability. The Municipal Bond Index rate is the single rate that will generate a present value of benefit payments equal to the sum of the present value determined by the long-term expected rate of return, and the present value determined by discounting those benefits after the date of depletion. The Municipal Bond Index Rate is 1.92 percent at June 30, 2021 and 2.45 percent at June 30, 2020.

Sensitivity of the District’s Proportionate Share of the Net OPEB Liability to Changes in the Discount Rate and Changes in the Health Care Cost Trend Rates – The net OPEB liability is sensitive to changes in the discount rate and the health care cost trend rate. The following table presents the net OPEB liability of SERS, what SERS’ net OPEB liability would be if it were calculated using a discount rate that is 1 percentage point lower (1.27 percent) and higher (3.27 percent) than the current discount rate (2.27 percent). Also shown is what SERS’ net OPEB liability would be based on health care cost trend rates that are 1 percentage point lower (5.75 percent decreasing to 3.40 percent) and higher (7.75 percent decreasing to 5.40 percent) than the current rate (6.75 percent decreasing to 4.40 percent).

	1% Decrease (1.27%)	Current Discount Rate (2.27%)	1% Increase (3.27%)
District's proportionate share of the net OPEB liability	\$ 2,003,496	\$ 1,616,869	\$ 1,308,003
	1% Decrease (5.75 % decreasing to 3.40%)	Current Trend Rate (6.75 % decreasing to 4.40%)	1% Increase (7.75 % decreasing to 5.40%)
District's proportionate share of the net OPEB liability	\$ 1,244,856	\$ 1,616,869	\$ 2,133,763

**NAPOLEON AREA CITY SCHOOL DISTRICT
HENRY COUNTY**

NOTES TO THE BASIC FINANCIAL STATEMENTS
FOR THE FISCAL YEAR ENDED JUNE 30, 2022
(Continued)

Actuarial Assumptions – STRS

Key methods and assumptions used in the June 30, 2021, actuarial valuation and the June 30, 2020, actuarial valuation are presented below:

	June 30, 2021	June 30, 2020
Projected salary increases	12.50 percent at age 20 to 2.50 percent at age 65	12.50 percent at age 20 to 2.50 percent at age 65
Investment rate of return	7.00 percent, net of investment expenses, including inflation	7.45 percent, net of investment expenses, including inflation
Payroll increases	3.00 percent	3.00 percent
Discount rate of return	7.00 percent	7.45 percent
Health care cost trends		
Medical		
Pre-Medicare	5.00 percent initial, 4 percent ultimate	5.00 percent initial, 4 percent ultimate
Medicare	-16.18 percent initial, 4 percent ultimate	-6.69 percent initial, 4 percent ultimate
Prescription Drug		
Pre-Medicare	6.50 percent initial, 4 percent ultimate	6.50 percent initial, 4 percent ultimate
Medicare	29.98 percent initial, 4 percent ultimate	11.87 percent initial, 4 percent ultimate

Projections of benefits include the historical pattern of sharing benefit costs between the employers and retired plan members.

For healthy retirees the mortality rates are based on the RP-2014 Annuitant Mortality Tables with 50 percent of rates through age 69, 70 percent of rates between ages 70 and 79, 90 percent of rates between ages 80 and 84, and 100 percent of rates thereafter, projected forward generationally using mortality improvement scale MP-2016. For disabled retirees, mortality rates are based on the RP-2014 Disabled Mortality Tables with 90 percent of rates for males and 100 percent of rates for females, projected forward generationally using mortality improvement scale MP-2016.

Actuarial assumptions used in the June 30, 2021, valuation are based on the results of an actuarial experience study for the period July 1, 2011 through June 30, 2016.

Benefit Term Changes Since the Prior Measurement Date – The non-Medicare subsidy percentage was increased effective January 1, 2022 from 2.055 percent to 2.1 percent. The non-Medicare frozen subsidy base premium was increased effective January 1, 2022. The Medicare Part D subsidy was updated to reflect it is expected to be negative in CY2022. The Part B monthly reimbursement elimination date was postponed indefinitely.

STRS’ investment consultant develops an estimate range for the investment return assumption based on the target allocation adopted by the Retirement Board. The target allocation and long-term expected rate of return for each major asset class are summarized as follows:

**NAPOLEON AREA CITY SCHOOL DISTRICT
HENRY COUNTY**

NOTES TO THE BASIC FINANCIAL STATEMENTS
FOR THE FISCAL YEAR ENDED JUNE 30, 2022
(Continued)

Asset Class	Target Allocation	Long-Term Expected Real Rate of Return *
Domestic Equity	28.00 %	7.35 %
International Equity	23.00	7.55
Alternatives	17.00	7.09
Fixed Income	21.00	3.00
Real Estate	10.00	6.00
Liquidity Reserves	1.00	2.25
Total	<u>100.00 %</u>	

*10-Year geometric nominal returns, which include the real rate of return and inflation of 2.25 percent, and is net of investment expenses. Over a 30-year period, STRS' investment consultant indicates that the above target allocations should generate a return above the actuarial rate of return, without net value added by management.

Discount Rate – The discount rate used to measure the total OPEB asset was 7.00 percent as of June 30, 2021, and was 7.45 percent as of June 30, 2020. The projection of cash flows used to determine the discount rate assumes STRS Ohio continues to allocate no employer contributions to the health care fund. Based on these assumptions, the OPEB plan's fiduciary net position was projected to be available to make all projected future benefit payments to current plan members as of June 30, 2021. Therefore, the long-term expected rate of return on health care fund investments of 7.00 percent was used to measure the total OPEB liability as of June 30, 2021.

Sensitivity of the District's Proportionate Share of the Net OPEB Asset to Changes in the Discount and Health Care Cost Trend Rate – The following table represents the net OPEB asset as of June 30, 2021, calculated using the current period discount rate assumption of 7.00 percent, as well as what the net OPEB asset would be if it were calculated using a discount rate that is one percentage point lower (6.00 percent) or one percentage point higher (8.00 percent) than the current assumption. Also shown is the net OPEB asset as if it were calculated using health care cost trend rates that are one percentage point lower or one percentage point higher than the current health care cost trend rates.

	1% Decrease (6.00%)	Current Discount Rate (7.00%)	1% Increase (8.00%)
District's proportionate share of the net OPEB (asset)	\$ (1,517,027)	\$ (1,797,755)	\$ (2,032,261)

	1% Decrease	Current Trend Rate	1% Increase
District's proportionate share of the net OPEB (asset)	\$ (2,022,759)	\$ (1,797,755)	\$ (1,519,517)

Changes Between the Measurement Date and the Reporting Date – In February 2022, the Board approved changes to demographic measures that will impact the June 30, 2022, actuarial valuation. The effect on the net OPEB liability is unknown.

**NAPOLEON AREA CITY SCHOOL DISTRICT
HENRY COUNTY**

NOTES TO THE BASIC FINANCIAL STATEMENTS
FOR THE FISCAL YEAR ENDED JUNE 30, 2022
(Continued)

NOTE 14 – SET-ASIDE REQUIREMENTS

The District is required by State law to annually set aside in the General Fund, an amount based on a statutory formula for the acquisition and construction of capital improvements. Amounts not spent by the end of the fiscal year or offset by similarly restricted resources received during the year must be held in cash at fiscal year end. This amount must be carried forward to be used for the same purpose in future years.

The following cash basis information describes the change in the fiscal year-end set-aside amount for capital acquisition. Disclosure of this information is required by State statute.

	<u>Capital Improvements</u>
Set-aside balance June 30, 2021	
Current year set-aside requirement	\$ 324,269
Current year offsets	<u>(512,991)</u>
Total	<u>\$ (188,722)</u>
Balance carried forward to fiscal year 2023	<u><u> </u></u>

Although the District had qualifying offsets during the fiscal year that reduced the set-aside amount below zero for the capital improvements set-aside, this amount may not be used to reduce the set-aside requirements of future years. This negative balance is therefore not presented as being carried forward to future fiscal years.

NOTE 15 – BUDGETARY BASIS OF ACCOUNTING

While reporting financial position, results of operations, and changes in fund balance on the cash basis, the budgetary basis as provided by law is based upon accounting for certain transactions on a basis of cash receipts, disbursements and encumbrances. The Statement of Receipts, Disbursements and Changes in Fund Balance – Budget and Actual – Budget Basis presented for the General Fund is presented on the budgetary basis to provide a meaningful comparison of actual results with the budget. The differences between the budgetary basis and the cash basis are as follows:

- (a) Outstanding year end encumbrances are treated as cash disbursements (budgetary basis) rather than as assigned, committed, or restricted fund balance (cash basis); and,
- (b) Some funds are included in the General Fund (cash basis) but have separate legally adopted budgets (budget basis).

The adjustments necessary to convert the results of operations for the year on the budget basis to the cash basis for the General Fund is as follows:

Net Change in Fund Balance

	<u>General Fund</u>
Budget basis	\$ (935,896)
Funds budgeted elsewhere **	(8,557)
Adjustment for encumbrances	<u>104,792</u>
Cash basis	<u><u>\$ (839,661)</u></u>

**NAPOLEON AREA CITY SCHOOL DISTRICT
HENRY COUNTY**

NOTES TO THE BASIC FINANCIAL STATEMENTS
FOR THE FISCAL YEAR ENDED JUNE 30, 2022
(Continued)

** As part of Governmental Accounting Standards Board Statement No. 54, "Fund Balance Reporting", certain funds that are legally budgeted in separate Special Revenue Funds are considered part of the General Fund on a cash basis. This includes the Uniform School Supplies Fund, Rotary Funds, and Public School Support Fund.

NOTE 16 – JOINTLY GOVERNED ORGANIZATIONS

A. Northwest Ohio Computer Association

The District is a participant in the Northwest Ohio Computer Association (NWOCA). NWOCA is an association of public school districts within the boundaries of Defiance, Fulton, Henry, Lucas, Williams, and Wood Counties. The organization was formed for the purpose of applying modern technology with the aid of computers and other electronic equipment to administrative and instructional functions among member school districts. NWOCA is governed by the Northern Buckeye Education Council and its participating members.

The NWOCA Assembly consists of a superintendent from each participating educational entity and a representative from the fiscal agent. The Assembly elects the Council. NWOCA is governed by a Council chosen from two representatives from each of the six counties in which the member educational entities are located and the representative from the member educational entity serving as fiscal agent for NWOCA. The degree of control exercised by any participating educational entity is limited to its representation on the Board. All payments made by the District for services received are made to the Northern Buckeye Education Council. Total disbursements made by the District to NWOCA during this fiscal year were \$117,761. Financial information can be obtained from Tammy Butler, who serves as Treasurer, at 209 Nolan Parkway, Archbold, Ohio 43502.

B. Northern Buckeye Education Council

The Northern Buckeye Education Council (NBEC) was established in 1979 to foster cooperation among various educational entities located in Defiance, Fulton, Henry, Lucas, Williams, and Wood Counties. NBEC is organized under Ohio laws as a regional council of governments pursuant to a written agreement entered into by its member educational entities and bylaws adopted by the representatives of the member educational entities. NBEC is governed by an elected Board consisting of two representatives from each of the six counties in which the member educational entities are located. The Board is elected from an Assembly consisting of a representative from each participating educational entity. The District paid \$250 to NBEC during this fiscal year for a membership fee. To obtain financial information write to the Northern Buckeye Education Council, Tammy Butler, who serves as Treasurer, at 209 Nolan Parkway, Archbold, Ohio 43502.

C. Four County Career Center

The Four County Career Center is a distinct political subdivision of the State of Ohio operated under the direction of a Board consisting of five representatives from the Northwest Ohio Educational Service Center – one each from the counties of Defiance, Fulton, Henry, and Williams and one additional representative; one representative from each of the city districts; and one representative from each of the exempted village districts. The Four County Career Center possesses its own budgeting and taxing authority. Total disbursements made by the District to Four County Career Center amounted to \$665 during the fiscal year. To obtain financial information write to the Four County Career Center, Connie Nicely, who serves as Treasurer, at 22-900 State Route 34, Archbold, Ohio 43502.

**NAPOLEON AREA CITY SCHOOL DISTRICT
HENRY COUNTY**

NOTES TO THE BASIC FINANCIAL STATEMENTS
FOR THE FISCAL YEAR ENDED JUNE 30, 2022
(Continued)

D. State Support Team Region 1

The State Support Team Region 1 (SSTR1) provides specialized core work related to building regional capacity for district, building, and community school implementation of the Ohio Improvement Process (OIP) at a high level. The service region of the SSTR1 includes Defiance, Fulton, Hancock, Henry, Lucas, Ottawa, Paulding, Putnam, Sandusky, Seneca, Van Wert, Williams, and Wood Counties. House Bill 115 established the Educational Regional Service System and required the creation of a coordinated, integrated, and aligned system to support state and school district efforts to improve school effectiveness and student achievement. Resulting from House Bill 115, the Ohio Department of Education established a 16-region system consisting of a State Support Team for each of the 16 regions, which has a fiscal agent for each region. The fiscal agent for the SSTR1 is the Educational Service Center of Lake Erie West. The SSTR1 Executive Director and Single Point of Contact is Lynn McKahan. Contact information is available at www.sstr1.org. Financial information can be obtained from the Educational Service Center of Lake Erie West, 2275 Collingwood, Toledo, Ohio 43620.

NOTE 17 – GROUP PURCHASING POOLS

A. Employee Insurance Benefits Program

The District participates in a group health insurance pool through the Northern Buckeye Health Plan (NBHP), Northwest Division of Optimal Health Initiative Consortium (OHI) Insurance Benefits Program (the Plan). NBHP is a joint self-insurance arrangement created pursuant to the authority vested in Ohio Revised Code § 9.833. The Plan is a public entity shared risk pool consisting of educational entities throughout the State. The Plan is governed by OHI and its participating members. Total disbursements made by the District of \$3,120,485 to Northern Buckeye Health Plan, Northwest Division of OHI for employee insurance benefits during this fiscal year. Financial information for the period can be obtained from Charlie LeBoeuf, Treasurer, at 201 East 5th Street, Suite 2100, Cincinnati, Ohio 45202.

B. Workers' Compensation Group Rating Plan

The District participates in a group-rating plan for workers' compensation as established under § 4123.29 of the Ohio Revised Code. The Northern Buckeye Health Plan, Northern Division of Ohio Health Initiatives (OHI) Workers' Compensation Group Rating Plan (WCGRP) was established through OHI as an insurance group purchasing pool. The group was formed to create a workers' compensation group rating plan which would allow employers to group together to achieve a potentially lower premium rate than they may otherwise be able to acquire as individual employers. OHI has created a workers' compensation group rating and risk management program which will potentially reduce the workers' compensation premiums for the District.

OHI has retained Sheakley UniService as the servicing agent to perform administrative, actuarial, cost control, claims, and safety consulting services and unemployment claims services for program participants. During this fiscal year, the District's enrollment fee of \$663 was used to cover the costs of administering the program.

C. Schools of Ohio Risk Sharing Authority

The District participates in the Schools of Ohio Risk Sharing Authority (SORSA), which was established in 2002 pursuant to Articles of Incorporation filed under Chapter 1702 of the Ohio Revised Code – Non-Profit Corporations and functioning under authority granted by § 2744.081 of the Ohio Revised Code. SORSA's purpose is to provide a joint self-insurance pool and to assist member school districts in preventing and reducing losses and injuries to property and persons that might result in claims being made against members of SORSA, their employees or officers. The District paid \$106,311 for these services to SORSA in fiscal year 2022.

**NAPOLEON AREA CITY SCHOOL DISTRICT
HENRY COUNTY**

**NOTES TO THE BASIC FINANCIAL STATEMENTS
FOR THE FISCAL YEAR ENDED JUNE 30, 2022
(Continued)**

A nine-person Board of Directors manages the business and affairs of SORSA and is elected annually by the members of the pool. The Board of Directors consists of superintendents, treasurers, or business managers from the participating school districts. The District works with Frost Insurance Agency Inc., a local agent, as a liaison between SORSA and the District. SORSA employs an Executive Director, Program Manager, Risk Control Manager, and Claims Manager. Claims are handled in-house by Claims Manager Greg Gilliam. Additional information can be obtained from SORSA, 555 Metro Place North, Suite 645, Dublin, Ohio 43017 or by calling 866-767-7299.

NOTE 18 – RELATED ORGANIZATION

Napoleon Public Library

The Napoleon Public Library is a distinct political subdivision of the State of Ohio created under Chapter 3375 of the Ohio Revised Code. The Library is governed by a Board of Trustees appointed by the Napoleon Area City School District Board of Education. The Board of Trustees possesses its own contracting and budgeting authority, hires, and fires personnel, and does not depend on the District for operational subsidies. Although the District does serve as the taxing authority and may issue tax related debt on behalf of the Library, its role is limited to a ministerial function. The determination to request approval of a tax, the rate and the purpose are discretionary decisions made solely by the Board of Trustees. Financial information can be obtained from the Napoleon Public Library, at 310 West Clinton Street, Napoleon, Ohio 43545.

NOTE 19 – CONTINGENCIES

A. Grants

Amounts grantor agencies pay to the District are subject to audit and adjustment by the grantor, principally to the federal government. Grantors may require refunding for any disallowed costs. Management cannot presently determine amounts grantors may disallow. However, based on prior experience, management believes any refunds would be immaterial.

B. Litigation

The District is not party to legal proceedings which, in the opinion of District management, will have a material effect, if any, on the financial condition of the District.

NOTE 20 – OTHER COMMITMENTS

The District utilizes encumbrance accounting as part of its budgetary controls. Encumbrances outstanding at year end are reservation of fund balance for subsequent-year disbursements and may be reported as part of restricted, committed, or assigned classifications of fund balance. At year end, the District’s commitments for encumbrances in the governmental funds were as follows:

Fund	Year-End Encumbrances
General Fund	\$ 111,505
Permanent Improvement Fund	152,536
Nonmajor Governmental Funds	2,250,955
Total	\$ 2,514,996

**NAPOLEON AREA CITY SCHOOL DISTRICT
HENRY COUNTY**

**NOTES TO THE BASIC FINANCIAL STATEMENTS
FOR THE FISCAL YEAR ENDED JUNE 30, 2022
(Continued)**

NOTE 21 – COVID-19

The United States and the State of Ohio declared a state of emergency in March of 2020 due to the COVID-19 pandemic. Ohio's state of emergency ended in June, 2021 while the national state of emergency continues. During fiscal year 2022, the District received COVID-19 funding. The financial impact of COVID-19 and the continuing emergency measures may impact subsequent periods of the District. The impact on the District's future operating costs, revenues, and additional recovery from emergency funding, either federal or state, cannot be estimated. The District's investment portfolio fluctuates with market conditions, and due to market volatility, the amount of gains or losses that will be realized in subsequent periods, if any, cannot be determined.

NAPOLEON AREA CITY SCHOOL DISTRICT
HENRY COUNTY
SCHEDULE OF EXPENDITURES OF FEDERAL AWARDS
FOR THE FISCAL YEAR ENDED JUNE 30, 2022

FEDERAL GRANTOR <i>Pass Through Grantor</i> Program / Cluster Title	Federal AL Number	Provided to Subrecipients	Total Federal Expenditures
U.S. DEPARTMENT OF AGRICULTURE <i>Passed Through Ohio Department of Education</i>			
<u>Child Nutrition Cluster:</u>			
School Breakfast Program Cash Assistance	10.553		\$ 139,433
National School Lunch Program Cash Assistance	10.555		699,747
Non-Cash Assistance (Food Distribution)	10.555		64,799
COVID-19 National School Lunch Program	10.555		66,122
Total National School Lunch Program			<u>830,668</u>
Total Child Nutrition Cluster			<u>970,101</u>
COVID-19 Pandemic EBT Administrative Costs	10.649		614
Total U.S. Department of Agriculture			<u>970,715</u>
U.S. DEPARTMENT OF THE TREASURY <i>Passed Through Ohio Office of Budget and Management</i>			
COVID-19 Coronavirus State and Local Fiscal Recovery Funds	21.027		18,989
Total U.S. Department of the Treasury			<u>18,989</u>
U.S. DEPARTMENT OF EDUCATION <i>Passed Through Ohio Department of Education</i>			
Title I Grants to Local Educational Agencies - FY 2021	84.010		68,014
Title I Grants to Local Educational Agencies - FY 2022	84.010		402,792
Total Title I Grants to Local Educational Agencies			<u>470,806</u>
<u>Special Education Cluster:</u>			
Special Education Grants to States	84.027	\$ 477,504	477,504
American Rescue Plan Special Education Grants to States	84.027X		99,578
Special Education Preschool Grants	84.173	18,010	18,010
American Rescue Plan Special Education Preschool Grants	84.173X		7,371
Total Special Education Cluster		<u>495,514</u>	<u>602,463</u>
English Language Acquisition State Grants	84.365	851	851
Supporting Effective Instruction State Grants - FY 2021	84.367		12,111
Supporting Effective Instruction State Grants - FY 2022	84.367		40,869
Total Supporting Effective Instruction State Grants			<u>52,980</u>
Student Support and Academic Enrichment Program	84.424		32,889
COVID-19 Education Stabilization Fund			
Elementary and Secondary School Emergency Relief Fund (ESSER I)	84.425D		1,902
Elementary and Secondary School Emergency Relief Fund (ESSER II)	84.425D		950,213
American Rescue Plan Elementary and Secondary School Emergency Relief Fund (ARP ESSER)	84.425U		1,260,194
American Rescue Plan Elementary and Secondary School Emergency Relief Fund Homeless Children and Youth (ARP - HCY)	84.425W		203
Total Education Stabilization Fund			<u>2,212,512</u>
Total U.S. Department of Education		<u>496,365</u>	<u>3,372,501</u>
Total Expenditures of Federal Awards		<u>\$ 496,365</u>	<u>\$ 4,362,205</u>

The accompanying notes are an integral part of this schedule.

**NAPOLEON AREA CITY SCHOOL DISTRICT
HENRY COUNTY**

**NOTES TO THE SCHEDULE OF EXPENDITURES OF FEDERAL AWARDS
2 CFR 200.510(b)(6)
FOR THE FISCAL YEAR ENDED JUNE 30, 2022**

NOTE A – BASIS OF PRESENTATION

The accompanying Schedule of Expenditures of Federal Awards (the Schedule) includes the federal award activity of Napoleon Area City School District, Henry County, Ohio (the District) under programs of the federal government for the year ended June 30, 2022. The information on this Schedule is prepared in accordance with the requirements of Title 2 U.S. *Code of Federal Regulations* Part 200, *Uniform Administrative Requirements, Cost Principles, and Audit Requirements for Federal Awards* (Uniform Guidance). Because the Schedule presents only a selected portion of the operations of the District, it is not intended to and does not present the financial position or changes in net position of the District.

NOTE B – SUMMARY OF SIGNIFICANT ACCOUNTING POLICIES

Expenditures reported on the Schedule are reported on the cash basis of accounting. Such expenditures are recognized following the cost principles contained in Uniform Guidance wherein certain types of expenditures may or may not be allowable or may be limited as to reimbursement.

NOTE C – INDIRECT COST RATE

The District has elected to use the 10-percent de minimis indirect cost rate as allowed under the Uniform Guidance.

NOTE D – SUBRECIPIENTS

The District passes certain federal awards received from the Ohio Department of Education (ODE) to other governments or not-for-profit agencies (subrecipients). As Note B describes, the District reports expenditures of Federal awards to subrecipients when paid in cash.

As a subrecipient, the District has certain compliance responsibilities, such as monitoring its subrecipients to help assure they use these subawards as authorized by laws, regulations, and the provisions of contracts or grant agreements, and that subrecipients achieve the award's performance goals.

NOTE E – CHILD NUTRITION CLUSTER

The District commingles cash receipts from the U.S. Department of Agriculture with similar State grants. When reporting expenditures on this Schedule, the District assumes it expends federal monies first.

NOTE F – FOOD DONATION PROGRAM

The District reports commodities consumed on the Schedule at the entitlement value. The District allocated donated food commodities to the respective program that benefited from the use of those donated food commodities.

NOTE G – TRANSFERS BETWEEN PROGRAM YEARS

Federal regulations require schools to obligate certain federal awards by June 30. However, with ODE's consent, schools can transfer unobligated amounts to the subsequent fiscal year's program. The District transferred the following amounts from 2022 to 2023 programs:

**NAPOLEON AREA CITY SCHOOL DISTRICT
HENRY COUNTY**

**NOTES TO THE SCHEDULE OF EXPENDITURES OF FEDERAL AWARDS
2 CFR 200.510(b)(6)
FOR THE FISCAL YEAR ENDED JUNE 30, 2022
(Continued)**

NOTE G – TRANSFERS BETWEEN PROGRAM YEARS – (Continued)

<u>Program Title</u>	<u>AL Number</u>	<u>Amt. Transferred</u>
Title I Grants to Local Educational Agencies	84.010	\$ 83,351
Supporting Effective Instruction State Grants	84.367	36,623
Student Support and Academic Enrichment Program	84.424	4,309
COVID-19 Elementary and Secondary School Emergency Relief Fund (ESSER II)	84.425D	163,910
American Rescue Plan Elementary and Secondary School Emergency Relief Fund (ARP ESSER)	84.425U	1,936,042
American Rescue Plan Elementary and Secondary School Emergency Relief Fund - Homeless Children and Youth (ARP - HCY)	84.425W	20,764

This page intentionally left blank.

OHIO AUDITOR OF STATE KEITH FABER



88 East Broad Street
Columbus, Ohio 43215
ContactUs@ohioauditor.gov
(800) 282-0370

INDEPENDENT AUDITOR'S REPORT ON INTERNAL CONTROL OVER FINANCIAL REPORTING AND ON COMPLIANCE AND OTHER MATTERS REQUIRED BY GOVERNMENT AUDITING STANDARDS

Napoleon Area City School District
Henry County
701 Briarheath Avenue
Napoleon, Ohio 43545-1298

To the Board of Education:

We have audited, in accordance with the auditing standards generally accepted in the United States of America and the standards applicable to the financial audits contained in *Government Auditing Standards* issued by the Comptroller General of the United States (*Government Auditing Standards*), the cash-basis financial statements of the governmental activities, each major fund, and the aggregate remaining fund information of Napoleon Area City School District, Henry County, Ohio (the District) as of and for the year ended June 30, 2022, and the related notes to the financial statements, which collectively comprise the District's basic financial statements and have issued our report thereon dated February 1, 2023, wherein we noted the District uses a special purpose framework other than generally accepted accounting principles. We also noted the financial impact of COVID-19 and the continuing emergency measures which may impact subsequent periods of the District.

Report on Internal Control Over Financial Reporting

In planning and performing our audit of the financial statements, we considered the District's internal control over financial reporting (internal control) as a basis for designing audit procedures that are appropriate in the circumstances for the purpose of expressing our opinions on the financial statements, but not for the purpose of expressing an opinion on the effectiveness of the District's internal control. Accordingly, we do not express an opinion on the effectiveness of the District's internal control.

A *deficiency in internal control* exists when the design or operation of a control does not allow management or employees, in the normal course of performing their assigned functions, to prevent, or detect and correct misstatements on a timely basis. A *material weakness* is a deficiency, or a combination of deficiencies, in internal control, such that there is a reasonable possibility that a material misstatement of the District's financial statements will not be prevented, or detected and corrected, on a timely basis. A *significant deficiency* is a deficiency, or a combination of deficiencies, in internal control that is less severe than a material weakness, yet important enough to merit attention by those charged with governance.

Our consideration of internal control was for the limited purpose described in the first paragraph of this section and was not designed to identify all deficiencies in internal control that might be material weaknesses or significant deficiencies. Given these limitations, during our audit we did not identify any deficiencies in internal control that we consider to be material weaknesses. However material weaknesses or significant deficiencies may exist that were not identified.

Efficient • Effective • Transparent

Report on Compliance and Other Matters

As part of obtaining reasonable assurance about whether the District's financial statements are free from material misstatement, we performed tests of its compliance with certain provisions of laws, regulations, contracts, and grant agreements, noncompliance with which could have a direct and material effect on the financial statements. However, providing an opinion on compliance with those provisions was not an objective of our audit and accordingly, we do not express such an opinion. The results of our tests disclosed an instance of noncompliance or other matters that are required to be reported under *Government Auditing Standards* and which is described in the accompanying schedule of findings as item 2022-001.

District's Response to Finding

Government Auditing Standards requires the auditor to perform limited procedures on the District's response to the finding identified in our audit and described in the accompanying schedule of findings and corrective action plan. The District's response was not subjected to the other auditing procedures applied in the audit of the financial statements and, accordingly, we express no opinion on the response.

Purpose of This Report

This purpose of this report is solely to describe the scope of our testing of internal control and compliance and the results of that testing, and not to provide an opinion on the effectiveness of the District's internal control or on compliance. This report is an integral part of an audit performed in accordance with *Government Auditing Standards* in considering the District's internal control and compliance. Accordingly, this communication is not suitable for any other purpose.



Keith Faber
Auditor of State
Columbus, Ohio

February 1, 2023

OHIO AUDITOR OF STATE KEITH FABER



88 East Broad Street
Columbus, Ohio 43215
ContactUs@ohioauditor.gov
(800) 282-0370

INDEPENDENT AUDITOR'S REPORT ON COMPLIANCE WITH REQUIREMENTS APPLICABLE TO EACH MAJOR FEDERAL PROGRAM AND ON INTERNAL CONTROL OVER COMPLIANCE REQUIRED BY THE UNIFORM GUIDANCE

Napoleon Area City School District
Henry County
701 Briarheath Avenue
Napoleon, Ohio 43545-1298

To the Board of Education:

Report on Compliance for Each Major Federal Program

Opinion on Each Major Federal Program

We have audited Napoleon Area City School District, Henry County, Ohio's (the District) compliance with the types of compliance requirements identified as subject to audit in the U.S. Office of Management and Budget (OMB) *Compliance Supplement* that could have a direct and material effect on each of Napoleon Area City School District's major federal programs for the year ended June 30, 2022. Napoleon Area City School District's major federal programs are identified in the *Summary of Auditor's Results* section of the accompanying schedule of findings.

In our opinion, Napoleon Area City School District complied, in all material respects, with the compliance requirements referred to above that could have a direct and material effect on each of its major federal programs for the year ended June 30, 2022.

Basis for Opinion on Each Major Federal Program

We conducted our audit of compliance in accordance with auditing standards generally accepted in the United States of America (GAAS); the standards applicable to financial audits contained in *Government Auditing Standards* issued by the Comptroller General of the United States (*Government Auditing Standards*); and the audit requirements of Title 2 U.S. *Code of Federal Regulations* Part 200, *Uniform Administrative Requirements, Cost Principles, and Audit Requirements for Federal Awards* (Uniform Guidance). Our responsibilities under those standards and the Uniform Guidance are further described in the *Auditor's Responsibilities for the Audit of Compliance* section of our report.

We are required to be independent of the District and to meet our other ethical responsibilities, in accordance with relevant ethical requirements relating to our audit. We believe that the audit evidence we have obtained is sufficient and appropriate to provide a basis for our opinion on compliance for each major federal program. Our audit does not provide a legal determination of the District's compliance with the compliance requirements referred to above.

Responsibilities of Management for Compliance

The District's Management is responsible for compliance with the requirements referred to above and for the design, implementation, and maintenance of effective internal control over compliance with the requirements of laws, statutes, regulations, rules, and provisions of contracts or grant agreements applicable to the District's federal programs.

Auditor's Responsibilities for the Audit of Compliance

Our objectives are to obtain reasonable assurance about whether material noncompliance with the compliance requirements referred to above occurred, whether due to fraud or error, and express an opinion on the District's compliance based on our audit. Reasonable assurance is a high level of assurance but is not absolute assurance and therefore is not a guarantee that an audit conducted in accordance with GAAS, *Government Auditing Standards*, and the Uniform Guidance will always detect material noncompliance when it exists. The risk of not detecting material noncompliance resulting from fraud is higher than for that resulting from error, as fraud may involve collusion, forgery, intentional omissions, misrepresentations, or the override of internal control. Noncompliance with the compliance requirements referred to above is considered material, if there is a substantial likelihood that, individually or in the aggregate, it would influence the judgment made by a reasonable user of the report on compliance about the District's compliance with the requirements of each major federal program as a whole.

In performing an audit in accordance with GAAS, *Government Auditing Standards*, and the Uniform Guidance, we:

- exercise professional judgment and maintain professional skepticism throughout the audit.
- identify and assess the risks of material noncompliance, whether due to fraud or error, and design and perform audit procedures responsive to those risks. Such procedures include examining, on a test basis, evidence regarding the District's compliance with the compliance requirements referred to above and performing such other procedures as we considered necessary in the circumstances.
- obtain an understanding of the District's internal control over compliance relevant to the audit in order to design audit procedures that are appropriate in the circumstances and to test and report on internal control over compliance in accordance with the Uniform Guidance, but not for the purpose of expressing an opinion on the effectiveness of the District's internal control over compliance. Accordingly, no such opinion is expressed.

We are required to communicate with those charged with governance regarding, among other matters, the planned scope and timing of the audit and any significant deficiencies and material weaknesses in internal control over compliance that we identified during the audit.

Report on Internal Control Over Compliance

A deficiency in internal control over compliance exists when the design or operation of a control over compliance does not allow management or employees, in the normal course of performing their assigned functions, to prevent, or detect and correct, noncompliance with a type of compliance requirement of a federal program on a timely basis. *A material weakness in internal control over compliance* is a deficiency, or combination of deficiencies, in internal control over compliance, such that there is a reasonable possibility that material noncompliance with a type of compliance requirement of a federal program will not be prevented, or detected and corrected, on a timely basis. *A significant deficiency in internal control over compliance* is a deficiency, or a combination of deficiencies, in internal control over compliance with a type of compliance requirement of a federal program that is less severe than a material weakness in internal control over compliance, yet important enough to merit attention by those charged with governance.

Our consideration of internal control over compliance was for the limited purpose described in *the Auditor's Responsibilities for the Audit of Compliance* section above and was not designed to identify all deficiencies in internal control over compliance that might be material weaknesses or significant deficiencies in internal control over compliance. Given these limitations, during our audit we did not identify any deficiencies in internal control over compliance that we consider to be material weaknesses, as defined above. However material weaknesses or significant deficiencies in internal control over compliance may exist that were not identified.

Our audit was not designed for the purpose of expressing an opinion on the effectiveness of internal control over compliance. Accordingly, no such opinion is expressed.

The purpose of this report on internal control over compliance is solely to describe the scope of our testing of internal control over compliance and the results of this testing based on the requirements of the Uniform Guidance. Accordingly, this report is not suitable for any other purpose.



Keith Faber
Auditor of State
Columbus, Ohio

February 1, 2023

This page intentionally left blank.

**NAPOLEON AREA CITY SCHOOL DISTRICT
HENRY COUNTY**

**SCHEDULE OF FINDINGS
2 CFR § 200.515
JUNE 30, 2022**

1. SUMMARY OF AUDITOR'S RESULTS

(d)(1)(i)	Type of Financial Statement Opinion	Unmodified
(d)(1)(ii)	Were there any material weaknesses in internal control reported at the financial statement level (GAGAS)?	No
(d)(1)(ii)	Were there any significant deficiencies in internal control reported at the financial statement level (GAGAS)?	No
(d)(1)(iii)	Was there any reported material noncompliance at the financial statement level (GAGAS)?	Yes
(d)(1)(iv)	Were there any material weaknesses in internal control reported for major federal programs?	No
(d)(1)(iv)	Were there any significant deficiencies in internal control reported for major federal programs?	No
(d)(1)(v)	Type of Major Programs' Compliance Opinion	Unmodified
(d)(1)(vi)	Are there any reportable findings under 2 CFR § 200.516(a)?	No
(d)(1)(vii)	Major Programs (list):	Title I Grants to Local Educational Agencies AL #84.010 Education Stabilization Fund (ESSER) AL #84.425
(d)(1)(viii)	Dollar Threshold: Type A/B Programs	Type A: > \$ 750,000 Type B: all others
(d)(1)(ix)	Low Risk Auditee under 2 CFR § 200.520?	No

**2. FINDINGS RELATED TO THE FINANCIAL STATEMENTS
REQUIRED TO BE REPORTED IN ACCORDANCE WITH GAGAS**

FINDING NUMBER 2022-001

Noncompliance

Ohio Rev. Code § 117.38 provides that each public office shall file a financial report for each fiscal year. The Auditor of State may prescribe forms by rule or may issue guidelines, or both, for such reports. If the Auditor of State has not prescribed a rule regarding the form for the report, the public office shall submit its report on the form utilized by the public office.

Ohio Admin. Code 117-2-03(B), which further clarifies the requirements of Ohio Rev. Code § 117.38, requires the District to file annual financial reports which are prepared using generally accepted accounting principles (GAAP).

The District prepared financial statements that, although formatted similar to financial statements prescribed by the Governmental Accounting Standards Board, report on the cash basis of accounting rather than GAAP. The accompanying financial statements and notes omit certain assets, liabilities, deferred inflows/outflows of resources, fund equities/net position, and disclosures that, while presumed material, cannot be determined at this time.

Pursuant to Ohio Rev. Code § 117.38 the District may be fined and subject to various other administrative remedies for its failure to file the required financial report. Failure to report on a GAAP basis compromises the District's ability to evaluate and monitor the overall financial condition of the District. To help provide the users with more meaningful financial statements, the District should prepare its annual financial statements according to generally accepted accounting principles.

Officials' Response:

See Corrective Action Plan

3. FINDINGS FOR FEDERAL AWARDS

None




SUMMARY SCHEDULE OF PRIOR AUDIT FINDINGS
2 CFR 200.511(b)
JUNE 30, 2022

Finding Number	Finding Summary	Status	Additional Information
2021-001	This finding was first reported in 2018. Ohio Rev. Code § 117.38 and Ohio Admin. Code § 117-2-03(B) for reporting on a basis other than generally accepted accounting principles.	Not corrected and reissued as Finding 2022-001 in this report.	This finding reoccurred since management believes reporting on a basis of accounting other than generally accepted accounting principles (GAAP) is more efficient. The District will continue to report on an OCBOA (Other Comprehensive Basis of Accounting) basis for future audits.

BOARD MEMBERS MARCIA BRUNS ERIKA DAMMAN RYAN CRANDALL TY OTTO MICHAEL WESCHE

#ALLINAPOLEON



NAPOLEONAREASCHOOLS.ORG
 @NAPOLEONAREASCHOOLS
 @NAPOLEONSCHOOLS
 @NAPOLEONAREASCHOOLS

CORRECTIVE ACTION PLAN
2 CFR § 200.511(c)
JUNE 30, 2022

Finding Number:	2022-001
Planned Corrective Action:	Management believes reporting on a basis of accounting other than generally accepted accounting principles (GAAP) is more cost efficient. The District will continue to report on an OCBOA (Other Comprehensive Basis of Accounting) basis for future audits.
Anticipated Completion Date:	N/A
Responsible Contact Person:	Michael Bostelman, Treasurer/CFO



OHIO AUDITOR OF STATE KEITH FABER



NAPOLEON AREA CITY SCHOOL DISTRICT

HENRY COUNTY

AUDITOR OF STATE OF OHIO CERTIFICATION

This is a true and correct copy of the report, which is required to be filed pursuant to Section 117.26, Revised Code, and which is filed in the Office of the Ohio Auditor of State in Columbus, Ohio.



Certified for Release 2/14/2023

88 East Broad Street, Columbus, Ohio 43215
Phone: 614-466-4514 or 800-282-0370

This report is a matter of public record and is available online at
www.ohioauditor.gov