

PICKAWAY-ROSS CAREER AND TECHNOLOGY CENTER
ROSS COUNTY
SINGLE AUDIT
FOR THE FISCAL YEAR ENDED JUNE 30, 2022



Millhuff-Stang, CPA, Inc.
8841 Ohio River Road / Wheelersburg, Ohio 45694 / Phone: 740.876.8548
45 West Second Street, Suite D / Chillicothe, Ohio 45601 / Phone: 740.851.4978
Fax: 888.876.8549

natalie@millhuffstangcpa.com / roush@millhuffstangcpa.com
www.milhuffstangcpa.com

OHIO AUDITOR OF STATE
KEITH FABER



88 East Broad Street
Columbus, Ohio 43215
IPARreport@ohioauditor.gov
(800) 282-0370

Board of Education
Pickaway-Ross Career and Technology Center
895 Crouse Chapel Road
Chillicothe, Ohio 45601

We have reviewed the *Independent Auditors' Report* of Pickaway-Ross Career and Technology Center, Ross County, prepared by Millhuff-Stang, CPA, Inc., for the audit period July 1, 2021 through June 30, 2022. Based upon this review, we have accepted these reports in lieu of the audit required by Section 117.11, Revised Code. The Auditor of State did not audit the accompanying financial statements and, accordingly, we are unable to express, and do not express an opinion on them.

Our review was made in reference to the applicable sections of legislative criteria, as reflected by the Ohio Constitution, and the Revised Code, policies, procedures and guidelines of the Auditor of State, regulations and grant requirements. Pickaway-Ross Career and Technology Center is responsible for compliance with these laws and regulations.

A handwritten signature in cursive script that reads "Keith Faber".

Keith Faber
Auditor of State
Columbus, Ohio

April 11, 2023

This page intentionally left blank.

Pickaway-Ross Career and Technology Center
Ross County
Table of Contents
For the Fiscal Year Ended June 30, 2022

Title	Page
Independent Auditor’s Report	1
Management’s Discussion and Analysis	4
Basic Financial Statements:	
Government-Wide Financial Statements:	
Statement of Net Position	10
Statement of Activities	11
Fund Financial Statements:	
Balance Sheet – Governmental Funds	12
Reconciliation of Total Governmental Fund Balances to Net Position of Governmental Activities	13
Statement of Revenues, Expenditures and Changes in Fund Balances – Governmental Funds.....	14
Reconciliation of the Statement of Revenues, Expenditures and Changes in Fund Balances of Governmental Funds to the Statement of Activities.....	15
Statement of Revenues, Expenditures and Changes in Fund Balance – Budget and Actual (Budgetary Basis) – General Fund	16
Statement of Revenues, Expenditures and Changes in Fund Balance – Budget and Actual (Budgetary Basis) – Adult Education Fund.....	17
Statement of Fund Net Position – Internal Service Fund.....	18
Statement of Revenues, Expenditures and Changes in Fund Net Position – Internal Service Fund.....	19
Statement of Cash Flows – Internal Service Fund.....	20
Notes to the Basic Financial Statements	21
Required Supplementary Information:	
Schedule of the Center’s Proportionate Share of Net Pension Liability-Last Nine Fiscal Years.....	55
Schedule of the Center’s Proportionate Share of Net OPEB Liability (Asset)-Last Six Fiscal Years	56
Schedule of the Center Contributions – Last Ten Fiscal Years	57
Notes to the Required Supplementary Information	58
Schedule of Federal Awards Expenditures	64
Notes to the Schedule of Federal Awards Expenditures.....	65

Report on Internal Control Over Financial Reporting and on Compliance and Other Matters Based on an Audit of Financial Statements Performed in Accordance With <i>Government Auditing Standards</i>	66
Report on Compliance For Each Major Federal Program and on Internal Control Over Compliance Required by the Uniform Guidance.....	68
Schedule of Findings and Questioned Costs	71

Independent Auditor's Report

Members of the Board
Pickaway-Ross Career and Technology Center
895 Crouse Chapel Road
Chillicothe, Ohio 45601

Report on the Audit of the Financial Statements

Opinions

We have audited the financial statements of the governmental activities, each major fund, and the aggregate remaining fund information of Pickaway-Ross Career and Technology Center, Ross County, Ohio (the Center), as of and for the year ended June 30, 2022, and the related notes to the financial statements, which collectively comprise the Center's basic financial statements as listed in the table of contents.

In our opinion, the accompanying financial statements referred to above present fairly, in all material respects, the respective financial position of the governmental activities, each major fund, and the aggregate remaining fund information of Pickaway-Ross Career and Technology Center, Ross County, Ohio, as of June 30, 2022, and the respective changes in financial position and the respective budgetary comparison for the General Fund and Adult Education Fund for the year then ended in accordance with accounting principles generally accepted in the United States of America.

Basis for Opinion

We conducted our audit in accordance with auditing standards generally accepted in the United States of America (GAAS) and the standards applicable to financial audits contained in *Government Auditing Standards* (*Government Auditing Standards*), issued by the Comptroller General of the United States. Our responsibilities under those standards are further described in the Auditor's Responsibilities for the Audit of the Financial Statements section of our report. We are required to be independent of the Center, and to meet our other ethical responsibilities, in accordance with the relevant ethical requirements relating to our audit. We believe that the audit evidence we have obtained is sufficient and appropriate to provide a basis for our audit opinions.

Emphasis of Matter

As discussed in note 21 to the financial statements, the financial impact of COVID-19 and the continuing emergency measures will impact subsequent periods of the Center. We did not modify our opinion regarding this matter.

Responsibilities of Management for the Financial Statements

Management is responsible for the preparation and fair presentation of these financial statements in accordance with accounting principles generally accepted in the United States of America, and for the design, implementation, and maintenance of internal control relevant to the preparation and fair presentation of financial statements that are free from material misstatement, whether due to fraud or error.

In preparing the financial statements, management is required to evaluate whether there are conditions or events, considered in the aggregate, that raise substantial doubt about the Center's ability to continue as a going concern for twelve months beyond the financial statement date, including any currently known information that may raise substantial doubt shortly thereafter.

Auditor's Responsibilities for the Audit of the Financial Statements

Our objectives are to obtain reasonable assurance about whether the financial statements as a whole are free from material misstatement, whether due to fraud or error, and to issue an auditor's report that includes our opinions. Reasonable assurance is a high level of assurance but is not absolute assurance and therefore is not a guarantee that an audit conducted in accordance with GAAS and *Government Auditing Standards* will always detect a material misstatement when it exists. The risk of not detecting a material misstatement resulting from fraud is higher than for one resulting from error, as fraud may involve collusion, forgery, intentional omissions, misrepresentations, or the override of internal control. Misstatements are considered material if there is a substantial likelihood that, individually or in the aggregate, they would influence the judgment made by a reasonable user based on the financial statements.

In performing an audit in accordance with GAAS and *Government Auditing Standards*, we

- Exercise professional judgment and maintain professional skepticism throughout the audit.
- Identify and assess the risks of material misstatement of the financial statements, whether due to fraud or error, and design and perform audit procedures responsive to those risks. Such procedures include examining, on a test basis, evidence regarding the amounts and disclosures in the financial statements.
- Obtain an understanding of internal control relevant to the audit in order to design audit procedures that are appropriate in the circumstances, but not for the purpose of expressing an opinion on the effectiveness of the Center's internal control. Accordingly, no such opinion is expressed.
- Evaluate the appropriateness of accounting policies used and the reasonableness of significant accounting estimates made by management, as well as evaluate the overall presentation of the financial statements.
- Conclude whether, in our judgment, there are conditions or events, considered in the aggregate, that raise substantial doubt about the Center's ability to continue as a going concern for a reasonable period of time.

We are required to communicate with those charged with governance regarding, among other matters, the planned scope and timing of the audit, significant audit findings, and certain internal control-related matters that we identified during the audit.

Required Supplementary Information

Accounting principles generally accepted in the United States of America require that the management's discussion and analysis, the schedules of the Center's proportionate share of the net pension/OPEB liability/asset, and the schedules of Center contributions be presented to supplement the basic financial statements. Such information is the responsibility of management and, although not a part of the basic financial statements, is required by the Governmental Accounting Standards Board who considers it to be an essential part of financial reporting for placing the basic financial statements in an appropriate operational, economic, or historical context. We have applied certain limited procedures to the required supplementary information in accordance with auditing standards generally accepted in the United States of America, which consisted of inquiries of management about the methods of preparing the information and comparing the information for consistency with management's responses to our inquiries, the basic financial statements, and other knowledge we obtained during our audit of the basic financial statements.

We do not express an opinion or provide any assurance on the information because the limited procedures do not provide us with sufficient evidence to express an opinion or provide any assurance.

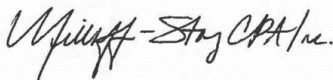
Supplementary Information

Our audit was conducted for the purpose of forming opinions on the financial statements that collectively comprise the Center's basic financial statements. The schedule of federal awards expenditures, as required by Title 2 U.S. Code of Federal Regulations (CFR) Part 200, *Uniform Administrative Requirements, Cost Principles, and Audit Requirements for Federal Awards* (Uniform Guidance), is presented for purposes of additional analysis and is not a required part of the basic financial statements.

Such information is the responsibility of management and was derived from and relates directly to the underlying accounting and other records used to prepare the basic financial statements. The information has been subjected to the auditing procedures applied in the audit of the basic financial statements and certain additional procedures, including comparing and reconciling such information directly to the underlying accounting and other records used to prepare the basic financial statements or to the basic financial statements themselves, and other additional procedures in accordance with auditing standards generally accepted in the United States of America. In our opinion, the schedule of federal awards expenditures is fairly stated, in all material respects, in relation to the basic financial statements as a whole.

Other Reporting Required by *Government Auditing Standards*

In accordance with *Government Auditing Standards*, we have also issued our report dated January 18, 2023 on our consideration of the Center's internal control over financial reporting and on our tests of its compliance with certain provisions of laws, regulations, contracts, and grant agreements and other matters. The purpose of that report is solely to describe the scope of our testing of internal control over financial reporting and compliance and the results of that testing, and not to provide an opinion on the effectiveness of the Center's internal control over financial reporting or on compliance. That report is an integral part of an audit performed in accordance with *Government Auditing Standards* in considering the Center's internal control over financial reporting and compliance.



Millhuff-Stang, CPA, Inc.
Wheelersburg, Ohio

January 18, 2023

Pickaway-Ross Career and Technology Center
Management's Discussion and Analysis
For the Fiscal Year Ended June 30, 2022
Unaudited

The Pickaway-Ross Career and Technology Center's (the Center) discussion and analysis of the annual financial statements provide a review of the financial performance for the fiscal year ended June 30, 2022. The intent of this discussion and analysis is to look at the Center's financial performance as a whole; readers should also review the notes to the basic financial statements and financial statements to enhance their understanding of the Center's financial performance.

Financial Highlights

- The Center's assets and deferred outflows of resources exceeded its liabilities and deferred inflows of resources at June 30, 2022 by \$9,827,567.
- General revenues accounted for \$13,067,329 or 57 percent of total revenues. Program specific revenues in the form of charges for services and sales, grants and contributions accounted for \$9,771,836 or 43 percent of total revenues of \$22,839,165.
- The Center had \$20,690,831 in expenses related to governmental activities; \$9,771,836 of these expenses were offset by program specific charges for services and sales, grants and contributions, while the remainder of these expenses were offset by general revenues.
- The Center has two major funds: the general fund and the adult education fund. All governmental funds had total revenues and other financing sources of \$23,714,099 and expenditures and other financing uses of \$22,675,258.

Using this Annual Report

This annual report consists of a series of financial statements. These statements are presented so that the reader can understand Pickaway-Ross Career and Technology Center's financial situation as a whole and also give a detailed view of the Center's financial activities.

The statement of net position and statement of activities provide information about the activities of the Center as a whole and present a long-term view of the Center's finances. Fund financial statements provide the next level of detail. For governmental funds, these statements tell how services were financed in the short-term as well as the amount of funds available for future spending. The fund financial statements also look at the Center's most significant funds with all other nonmajor funds presented in total in one column.

Reporting the Center as a Whole

Government-Wide Financial Statements

The analysis of the Center as a whole begins on page 5. These statements provide information that will help the reader to determine whether the Center is financially improving or declining as a result of the year's financial activities. These statements include all assets, liabilities and deferred inflows/outflows of resources using the accrual basis of accounting similar to the accounting used by private sector companies. All current year revenues and expenses are taken into account regardless of when cash is received or paid.

These two statements report the Center's net position and changes to net position. This change informs the reader whether the Center's financial position, as a whole, has improved or diminished. In evaluating the overall financial health, the user of these financial statements needs to take into account non-financial factors that also impact the Center's financial well-being. Some of these factors include the Center's tax base, current property tax laws in Ohio restricting revenue growth, the condition of capital assets, and required educational programs.

In the statement of net position and the statement of activities, the Center has only one kind of activity.

Pickaway-Ross Career and Technology Center
Management's Discussion and Analysis
For the Fiscal Year Ended June 30, 2022
Unaudited

- **Governmental Activities.** All of the Center's programs and services are reported here, including instruction, support services, operation of non-instructional services, and extracurricular activities.

Reporting the Center's Most Significant Funds

Fund Financial Statements

The analysis of the Center's funds begins on page 8. Fund financial statements provide detailed information about the Center's major funds – not the Center as a whole. Some funds are required by State law and bond covenants. Other funds may be established by the Treasurer with approval from the Board to help control, manage and report money received for a particular purpose or to show that the Center is meeting legal responsibilities for use of grants. The Center's major funds are the general fund and adult education fund.

Governmental Funds – Most of the Center's activities are reported in governmental funds, which focus on how money flows into and out of those funds and the balances left at year-end available for spending in future periods. These funds are reported using the modified accrual basis of accounting, which measures cash and all other financial assets that can be readily converted to cash. The governmental fund statements provide a detailed short-term view of the Center's general government operations and the basic services it provides. Governmental fund information helps to determine whether there are more or fewer financial resources that can be spent in the near future to finance educational programs. The relationship (or difference) between governmental activities (reported in the statement of net position and the statement of activities) and governmental funds is reconciled in the financial statements.

Proprietary Funds – The Center's only proprietary fund is an internal service fund. Since the internal service fund operates on a break-even, cost-reimbursement basis, the Center reports it as a proprietary fund using the full accrual basis of accounting. Since the internal service fund exclusively benefits governmental functions, it has been included with governmental activities in the government-wide financial statements. The Center's only internal service fund accounts for the self-insurance program for employee dental insurance.

Notes to the Basic Financial Statements

The notes provide additional information that is essential to a full understanding of the data provided in the government-wide and fund financial statements.

The Center as a Whole

As stated previously, the statement of net position provides the perspective of the Center as a whole. Table 1 provides a summary of the Center's net position for 2022 compared to 2021.

Pickaway-Ross Career and Technology Center
Management's Discussion and Analysis
For the Fiscal Year Ended June 30, 2022
Unaudited

Table 1
Net Position
Governmental Activities

	2022	2021
<i>Assets</i>		
Current and Other Assets	\$26,581,860	\$25,905,193
Capital Assets, Net	13,472,754	14,244,825
Total Assets	40,054,614	40,150,018
Deferred Outflows of Resources	5,295,672	4,782,040
<i>Liabilities</i>		
Current and Other Liabilities	1,707,046	1,920,337
Long-Term Liabilities	15,144,802	26,949,309
Total Liabilities	16,851,848	28,869,646
Deferred Inflows of Resources	18,670,871	8,383,179
<i>Net Position</i>		
Net Investment in Capital Assets	13,472,754	13,971,938
Restricted	1,963,331	2,549,350
Unrestricted (Deficit)	(5,608,518)	(8,842,055)
Total Net Position	\$9,827,567	\$7,679,233

Current and other assets increased \$676,667. This increase was primarily due to an increase in cash and cash equivalents, which was partially offset by a decrease in intergovernmental receivables. Cash and cash equivalents increased due to revenues in excess of expenses. Intergovernmental receivable decreased due to a decrease in available grant monies to be drawn down. Capital assets, net of the Center decreased \$772,071 as a result of depreciation expense and deletions, which were partially offset by capital asset additions. Deferred outflows of resources increased \$513,632 due to an increase in amounts related to the Center's proportionate share of the state-wide net pension and OPEB liabilities (assets).

Current and other liabilities decreased \$213,291 due to a decrease in accrued wages and benefits payable, which decreased due to a decrease in accrued days payable between years. Long-term liabilities decreased \$11,804,507. This decrease is due to a decrease in net pension and OPEB liability estimates. Deferred inflows of resources increased \$10,287,692 due to an increase in amounts related to the Center's proportionate share of the state-wide net pension liabilities.

Pickaway-Ross Career and Technology Center
Management's Discussion and Analysis
For the Fiscal Year Ended June 30, 2022
Unaudited

Table 2 shows the changes in net position for fiscal year 2022 and provides a comparison to fiscal year 2021.

Table 2
Changes in Net Position
Governmental Activities

	2022	2021
<i>Revenues</i>		
<i>Program Revenue</i>		
Charges for Services and Sales	\$1,409,530	\$2,142,609
Operating Grants and Contributions	8,362,306	9,092,368
Total Program Revenue	9,771,836	11,234,977
<i>General Revenue</i>		
Property Taxes	6,194,935	6,185,089
Unrestricted Grants and Entitlements	6,988,988	6,559,024
Investment Earnings	(204,230)	48,089
Unrestricted Gifts and Donations	561	0
Payments in Lieu of Taxes	7,475	841
Gain on Sale of Assets	12,210	0
Miscellaneous	67,390	125,753
Total General Revenue	13,067,329	12,918,796
Total Revenues	22,839,165	24,153,773
<i>Expenses</i>		
<i>Program Expenses</i>		
<i>Instruction</i>		
Vocational	13,281,873	16,110,965
<i>Support Services</i>		
Pupils	1,755,560	1,802,976
Instructional Staff	563,154	719,694
Board of Education	17,658	25,092
Administration	1,164,293	1,305,446
Fiscal	653,460	737,059
Business	1,297	0
Operation and Maintenance of Plant	1,522,432	1,714,720
Pupil Transportation	31,945	4,633
Central	60,891	44,798
Operation of Non-Instructional Services	1,497,155	1,262,558
Extracurricular Activities	141,113	160,510
Interest and Fiscal Charges	0	1,538
Total Expenses	20,690,831	23,889,989
<i>Change in Net Position</i>	2,148,334	263,784
<i>Net Position Beginning of Year</i>	7,679,233	7,415,449
<i>Net Position End of Year</i>	\$9,827,567	\$7,679,233

Operating grants and contributions decreased \$730,062 due to the reduction in the amount of COVID funding recognized between years. Charges for services and sales decreased due to decreased tuition and fees. Some expense functions reflect a decrease between years due to expenses incurred related to the COVID-19 pandemic in the prior fiscal year and as a result of the change in the Center's pension and OPEB liability.

Pickaway-Ross Career and Technology Center
Management's Discussion and Analysis
For the Fiscal Year Ended June 30, 2022
Unaudited

Governmental Activities

Operating grants and contributions and unrestricted grants and entitlements not restricted to specific programs each comprised 67 percent of revenue while property taxes and charges for services and sales comprised 27 percent and 6 percent, respectively, for governmental activities of the Center for fiscal year 2022 and represent the largest sources of revenues.

As indicated by governmental program expenses, instruction is emphasized. Total instruction comprised 64 percent of governmental program expenses with support services comprising 28 percent of governmental expenses. The Board of Education relies on taxes, grants and entitlements to support increased student achievement within the Center.

The statement of activities shows the cost of program services and the charges for services and sales, and grants and contributions offsetting those services. Table 3 shows the total cost of services and the net cost of services. That is, it identifies the cost of these services supported by tax revenue and unrestricted grants and entitlements.

Table 3
 Net Cost of Governmental Activities

	Total Cost of Services	Net Cost of Services	Total Cost of Services	Net Cost of Services
	2022	2022	2021	2021
<i>Program Expenses</i>				
Instruction	\$13,281,873	\$6,460,164	\$16,110,965	\$8,378,940
Support Services	5,770,690	4,537,322	6,354,418	4,409,828
Operation of Non- Instructional Services	1,497,155	(141,187)	1,262,558	(230,372)
Extracurricular Activities	141,113	62,696	160,510	95,078
Interest and Fiscal Charges	0	0	1,538	1,538
Total	\$20,690,831	\$10,918,995	\$23,889,989	\$12,655,012

The Center's Funds

The Center's governmental funds are accounted for using the modified accrual basis of accounting. The most significant change in the Center's total fund balance was in the general fund.

The general fund had \$17,735,276 in revenues and other financing sources and \$16,858,298 in expenditures and other financing uses resulting in a \$876,978 increase in fund balance. Revenues increased between years due to increases in intergovernmental revenue, which was partially offset by a decrease in the fair market value of investments and tuition and fees. Expenditures remained relatively consistent overall.

The adult education fund had revenues of \$2,528,152 and expenditures of \$2,884,294 resulting in a \$356,142 decrease in fund balance. Revenues decreased between years due to a decrease in tuition and fees while expenditures increased slightly.

Pickaway-Ross Career and Technology Center
Management's Discussion and Analysis
For the Fiscal Year Ended June 30, 2022
Unaudited

Budget Highlights - General Fund

The Center's budget is adopted on a fund basis. Before the budget is adopted, the Board of Education reviews the detailed work papers of each object within the general fund and then adopts the budget on a fund basis. The general fund was the most significant budgeted fund.

During 2022, there were revisions to the general fund budget. In part, these revisions increased estimated revenues and other sources by \$509,134 and decreased estimated expenditures and other uses by \$300,000. Actual revenues were higher than final budget amounts by \$21,277. Actual expenditures were below final budgeted expenditures by \$431,142. The Treasurer has been given the authority by the Board of Education to make line item adjustments within the budget. The general fund's ending unobligated cash balance was \$452,419 above the final budgeted amount.

Capital Assets and Debt Administration

Capital Assets

At the end of fiscal year 2022, the Center had \$13,472,754 invested in land, buildings and improvements, furniture and equipment, and vehicles. Table 4 shows the fiscal year 2022 balances compared to 2021.

Table 4
 Capital Assets (Net of Accumulated Depreciation)
 Governmental Activities

	2022	2021
Land	\$314,883	\$314,883
Buildings and Improvements	11,926,722	12,633,091
Furniture and Equipment	1,084,023	1,200,210
Vehicles	147,126	96,641
Capital Assets, Net	\$13,472,754	\$14,244,825

Changes in capital assets from the prior year resulted from additions, deletions, and depreciation expense. Please see note 8 to the basic financial statements for additional information regarding capital assets.

Debt Administration

At June 30, 2022, the Center had no outstanding long term obligations. The Center made the final outstanding payment on the QZAB financed purchase during the fiscal year. At June 30, 2022, the Center's overall legal debt margin was \$233,386,923 with an unvoted debt margin of \$2,593,188. Please see note 13 to the basic financial statements for additional information regarding long-term obligations.

Contacting the Center's Financial Management

This financial report is designed to provide our citizens, taxpayers, creditors, and investors with a general overview of the Center's finances and to show the Center's accountability for the money it receives. If you have any questions about this report or need additional financial information, contact Todd Stahr, Treasurer, Pickaway-Ross Career and Technology Center, 895 Crouse Chapel Road, Chillicothe, Ohio 45601.

Pickaway-Ross Career and Technology Center
Statement of Net Position
As of June 30, 2022

	Governmental Activities
Assets:	
Equity in Pooled Cash and Cash Equivalents	\$18,063,807
Cash and Cash Equivalents with Fiscal Agents	12,117
Accrued Interest Receivable	15,092
Accounts Receivable	278,634
Intergovernmental Receivable	223,371
Property Taxes Receivable	6,313,327
Nondepreciable Capital Assets	314,883
Depreciable Capital Assets, net	13,157,871
Net OPEB Asset	1,675,512
<i>Total Assets</i>	40,054,614
Deferred Outflows of Resources:	
Pension	4,830,560
OPEB	465,112
<i>Total Deferred Outflows of Resources</i>	5,295,672
Liabilities:	
Accounts Payable	66,963
Accrued Wages and Benefits	1,328,397
Intergovernmental Payable	262,899
Matured Compensated Absences Payable	37,002
Claims Payable	11,785
Long-Term Liabilities:	
Due Within One Year	202,236
Due in More Than One Year	1,488,457
Net Pension Liability	12,360,566
Net OPEB Liability	1,093,543
<i>Total Liabilities</i>	16,851,848
Deferred Inflows of Resources:	
Property Taxes not Levied to Finance Current Year Operations	5,350,469
Pension	10,599,051
OPEB	2,721,351
<i>Total Deferred Inflows of Resources</i>	18,670,871
Net Position:	
Investment in Capital Assets	13,472,754
Restricted for Other Purposes	1,963,331
Unrestricted (Deficit)	(5,608,518)
<i>Total Net Position</i>	\$9,827,567

The notes to the basic financial statements are an integral part of this statement

Pickaway-Ross Career and Technology Center
Statement of Activities
For the Fiscal Year Ended June 30, 2022

	Expenses	Program Revenues		Net (Expense) Revenue and Changes in Net Position
		Charges for Services and Sales	Operating Grants and Contributions	
Governmental Activities:				
Instruction:				
Vocational	\$13,281,873	\$787,381	\$6,034,328	(\$6,460,164)
Support Services:				
Pupils	1,755,560	456,997	485,276	(813,287)
Instructional Staff	563,154	53,888	161,421	(347,845)
Board of Education	17,658	42	0	(17,616)
Administration	1,164,293	2,974	13,941	(1,147,378)
Fiscal	653,460	1,615	1,197	(650,648)
Business	1,297	3	0	(1,294)
Operation and Maintenance of Plant	1,522,432	3,492	37,743	(1,481,197)
Pupil Transportation	31,945	33	0	(31,912)
Central	60,891	5,601	9,145	(46,145)
Operation of Non-Instructional Services	1,497,155	19,087	1,619,255	141,187
Extracurricular Activities	141,113	78,417	0	(62,696)
<i>Total Governmental Activities</i>	<u>\$20,690,831</u>	<u>\$1,409,530</u>	<u>\$8,362,306</u>	<u>(10,918,995)</u>

General Revenues:

Property Taxes Levied for:	
General Purposes	6,194,935
Grants and Entitlements not Restricted for Specific Programs	6,988,988
Investment Earnings	(204,230)
Gifts and Donations not Restricted for Specific Programs	561
Payments in Lieu of Taxes	7,475
Gain on Sale of Assets	12,210
Miscellaneous	67,390
<i>Total General Revenues</i>	<u>13,067,329</u>
<i>Change in Net Position</i>	2,148,334
<i>Net Position Beginning of Year</i>	<u>7,679,233</u>
<i>Net Position End of Year</i>	<u><u>\$9,827,567</u></u>

The notes to the basic financial statements are an integral part of this statement

Pickaway-Ross Career and Technology Center
Balance Sheet
Governmental Funds
As of June 30, 2022

	General Fund	Adult Education Fund	Other Governmental Funds	Total Governmental Funds
Assets:				
Equity in Pooled Cash and Cash Equivalents	\$14,980,512	\$406,301	\$2,435,708	\$17,822,521
Accrued Interest Receivable	15,092	0	0	15,092
Accounts Receivable	0	278,634	0	278,634
Interfund Receivable	130,575	0	0	130,575
Intergovernmental Receivable	0	0	223,371	223,371
Property Taxes Receivable	6,313,327	0	0	6,313,327
<i>Total Assets</i>	<u>\$21,439,506</u>	<u>\$684,935</u>	<u>\$2,659,079</u>	<u>\$24,783,520</u>
Liabilities:				
Accounts Payable	\$40,354	\$21,028	\$5,581	\$66,963
Accrued Wages and Benefits	1,290,051	15,493	22,853	1,328,397
Interfund Payable	0	0	130,575	130,575
Intergovernmental Payable	209,336	31,061	22,502	262,899
Matured Compensated Absences Payable	37,002	0	0	37,002
<i>Total Liabilities</i>	1,576,743	67,582	181,511	1,825,836
Deferred Inflows of Resources:				
Property Taxes not Levied to Finance Current Year Operations	5,350,469	0	0	5,350,469
Unavailable Revenue	185,162	0	15,174	200,336
<i>Total Deferred Inflows of Resources</i>	5,535,631	0	15,174	5,550,805
Fund Balances:				
Nonspendable	17,946	0	0	17,946
Restricted	0	617,353	1,312,858	1,930,211
Committed	1,047,834	0	1,151,431	2,199,265
Assigned	84,503	0	0	84,503
Unassigned (Deficit)	13,176,849	0	(1,895)	13,174,954
<i>Total Fund Balances</i>	<u>14,327,132</u>	<u>617,353</u>	<u>2,462,394</u>	<u>17,406,879</u>
<i>Total Liabilities, Deferred Inflows of Resources, and Fund Balances</i>	<u>\$21,439,506</u>	<u>\$684,935</u>	<u>\$2,659,079</u>	<u>\$24,783,520</u>

The notes to the basic financial statements are an integral part of this statement.

Pickaway-Ross Career and Technology Center
*Reconciliation of Total Governmental Fund Balances to
 Net Position of Governmental Activities
 As of June 30, 2022*

Total Governmental Fund Balances \$17,406,879

Amounts reported for governmental activities in the statement of net position are different because:

Capital assets used in governmental activities are not financial resources and therefore are not reported in the funds. 13,472,754

Other long-term assets are not available to pay for current period expenditures and therefore are deferred in the funds.

Delinquent Property Taxes	185,162	
Grants	15,174	
Total	200,336	200,336

The internal service fund is used by management to charge the costs of insurance to individual funds. The assets and liabilities of the internal service fund are included in governmental activities in the statement of net position. 241,618

The net pension/OPEB liability (asset) is not due and payable in the current period. Therefore, the liability (asset) and related deferred inflows/outflows are not reported in governmental funds:

Deferred Outflows-Pension	4,830,560	
Deferred Outflows-OPEB	465,112	
Deferred Inflows-Pension	(10,599,051)	
Deferred Inflows-OPEB	(2,721,351)	
Net Pension Liability	(12,360,566)	
Net OPEB Asset	1,675,512	
Net OPEB Liability	(1,093,543)	
Total	(19,803,327)	(19,803,327)

Long-term liabilities are not due and payable in the current period and therefore are not reported in the funds.

Compensated Absences	(1,690,693)	
Total	(1,690,693)	(1,690,693)

Net Position of Governmental Activities \$9,827,567

The notes to the basic financial statements are an integral part of this statement

Pickaway-Ross Career and Technology Center
Statement of Revenues, Expenditures and Changes in Fund Balances
Governmental Funds
For the Fiscal Year Ended June 30, 2022

	General Fund	Adult Education Fund	Other Governmental Funds	Total Governmental Funds
Revenues:				
Property Taxes	\$6,182,696	\$0	\$0	\$6,182,696
Intergovernmental	11,672,646	1,222,253	2,750,303	15,645,202
Interest	143,541	0	0	143,541
Change in Fair Value of Investments	(347,771)	0	0	(347,771)
Tuition and Fees	16,976	1,017,943	0	1,034,919
Rent	7,555	0	0	7,555
Extracurricular Activities	0	0	78,280	78,280
Gifts and Donations	561	0	40,250	40,811
Customer Sales and Services	12,444	270,987	5,345	288,776
Payments in Lieu of Taxes	7,475	0	0	7,475
Miscellaneous	26,943	16,969	23,478	67,390
<i>Total Revenues</i>	17,723,066	2,528,152	2,897,656	23,148,874
Expenditures:				
Current:				
Instruction:				
Vocational	11,230,555	1,704,112	882,305	13,816,972
Support Services:				
Pupils	842,018	1,018,249	100,889	1,961,156
Instructional Staff	351,037	118,758	120,479	590,274
Board of Education	18,142	0	0	18,142
Administration	1,275,634	0	16,443	1,292,077
Fiscal	692,523	0	6,600	699,123
Business	1,297	0	0	1,297
Operation and Maintenance of Plant	1,497,661	0	104,277	1,601,938
Pupil Transportation	14,307	0	0	14,307
Central	26,540	12,425	21,402	60,367
Operation of Non-Instructional Services	0	30,750	1,483,554	1,514,304
Extracurricular Activities	58,798	0	90,838	149,636
Capital Outlay	23,884	0	105,879	129,763
Debt Service:				
Principal	272,887	0	0	272,887
<i>Total Expenditures</i>	16,305,283	2,884,294	2,932,666	22,122,243
<i>Excess of Revenues Over (Under) Expenditures</i>	1,417,783	(356,142)	(35,010)	1,026,631
Other Financing Sources (Uses):				
Transfers In	0	0	553,015	553,015
Proceeds from Sale of Assets	12,210	0	0	12,210
Transfers Out	(553,015)	0	0	(553,015)
<i>Total Other Financing Sources (Uses)</i>	(540,805)	0	553,015	12,210
<i>Net Change in Fund Balances</i>	876,978	(356,142)	518,005	1,038,841
<i>Fund Balance at Beginning of Year</i>	13,450,154	973,495	1,944,389	16,368,038
<i>Fund Balance at End of Year</i>	\$14,327,132	\$617,353	\$2,462,394	\$17,406,879

The notes to the basic financial statements are an integral part of this statement.

Pickaway-Ross Career and Technology Center
*Reconciliation of the Statement of Revenues, Expenditures and Changes
in Fund Balances of Governmental Funds to the Statement of Activities
For the Fiscal Year Ended June 30, 2022*

Net Change in Fund Balances - Total Governmental Funds \$1,038,841

Amounts reported for governmental activities in the statement of activities are different because:

Governmental funds report capital outlays as expenditures. However, in the statement of activities, the cost of those assets is allocated over their estimated useful lives as depreciation expense. This is the amount of capital asset additions and depreciation in the current period.

Capital Asset Additions	129,763	
Current Year Depreciation	(901,834)	
Total	(772,071)	(772,071)

Revenues in the statement of activities that do not provide current financial resources are not reported as revenues in the funds.

Delinquent Property Taxes	12,239	
Grants	(408,015)	
Total	(395,776)	(395,776)

The internal service fund used by management to charge the costs of insurance to individual funds is not reported in the government-wide statement of activities. Governmental fund expenditures and the related internal service fund revenues are eliminated. The net revenue (expense) of the internal service fund is allocated among the governmental activities. (9,407)

Contractually required contributions are reported as expenditures in governmental funds. However, the statement of net position reports these amounts as deferred outflows.

Pension	1,613,206	
OPEB	18,600	
Total	1,631,806	1,631,806

Except for amounts reported as deferred inflows/outflows, changes in the net pension/OPEB liability (asset) are reported as pension/OPEB expense in the statement of activities.

Pension	118,826	
OPEB	165,784	
Total	284,610	284,610

Repayments of finance purchase obligations are expenditures in the governmental funds, but the repayments reduce long-term liabilities in the statement of net position and do not result in an expense in the statement of activities. 272,887

Some expenses reported in the statement of activities do not require the use of current financial resources and therefore are not reported as expenditures in governmental funds.

Decrease in Compensated Absences Payable	97,444	
Total	97,444	<u>97,444</u>

Net Change in Net Position of Governmental Activities \$2,148,334

The notes to the basic financial statements are an integral part of this statement

Pickaway-Ross Career and Technology Center
*Statement of Revenues, Expenditures and Change
in Fund Balance - Budget and Actual (Budgetary Basis)*
General Fund
For the Fiscal Year Ended June 30, 2022

	Budgeted Amounts			Variance with Final Budget: Positive (Negative)
	Original	Final	Actual	
Total Revenues and Other Financing Sources	\$17,451,948	\$17,961,082	\$17,982,359	\$21,277
Total Expenditures and Other Financing Uses	17,835,067	17,535,067	17,103,925	431,142
<i>Net Change in Fund Balance</i>	(383,119)	426,015	878,434	452,419
<i>Fund Balance at Beginning of Year</i>	13,080,892	13,080,892	13,080,892	0
<i>Prior Year Encumbrances Appropriated</i>	135,067	135,067	135,067	0
<i>Fund Balance at End of Year</i>	<u>\$12,832,840</u>	<u>\$13,641,974</u>	<u>\$14,094,393</u>	<u>\$452,419</u>

The notes to the basic financial statements are an integral part of this statement.

Pickaway-Ross Career and Technology Center
*Statement of Revenues, Expenditures and Change
in Fund Balance - Budget and Actual (Budgetary Basis)
Adult Education Fund
For the Fiscal Year Ended June 30, 2022*

	Budgeted Amounts			Variance with Final Budget: Positive (Negative)
	Original	Final	Actual	
Total Revenues and Other Financing Sources	\$3,300,000	\$2,528,848	\$2,551,595	\$22,747
Total Expenditures and Other Financing Uses	3,348,844	3,148,844	2,941,758	207,086
<i>Net Change in Fund Balance</i>	(48,844)	(619,996)	(390,163)	229,833
<i>Fund Balance at Beginning of Year</i>	683,306	683,306	683,306	0
<i>Prior Year Encumbrances Appropriated</i>	48,844	48,844	48,844	0
<i>Fund Balance at End of Year</i>	\$683,306	\$112,154	\$341,987	\$229,833

The notes to the basic financial statements are an integral part of this statement.

Pickaway-Ross Career and Technology Center
Statement of Fund Net Position
Internal Service Fund
As of June 30, 2022

	Dental Self- Insurance Fund
Assets:	
Equity in Pooled Cash and Cash Equivalents	\$241,286
Cash and Cash Equivalents with Fiscal Agents	12,117
<i>Total Assets</i>	253,403
Liabilities:	
Claims Payable	11,785
<i>Total Liabilities</i>	11,785
Net Position:	
Unrestricted	241,618
<i>Total Net Position</i>	\$241,618

The notes to the basic financial statements are an integral part of this statement

Pickaway-Ross Career and Technology Center
Statement of Revenues, Expenses and Changes in Fund Net Position
Internal Service Fund
For the Fiscal Year Ended June 30, 2022

	Dental Self- Insurance Fund
Operating Revenues:	
Charges for Services	\$115,352
<i>Total Operating Revenues</i>	115,352
Operating Expenses:	
Claims	124,759
<i>Total Operating Expenses</i>	124,759
<i>Operating Loss</i>	(9,407)
<i>Net Position at Beginning of Year</i>	251,025
<i>Net Position at End of Year</i>	\$241,618

The notes to the basic financial statements are an integral part of this statement.

Pickaway-Ross Career and Technology Center
Statement of Cash Flows
Internal Service Fund
For the Fiscal Year Ended June 30, 2022

	Dental Self- Insurance Fund
Decrease in Cash and Cash Equivalents:	
Cash Flows from Operating Activities:	
Charges for Services	\$115,352
Claims	(126,525)
	(11,173)
<i>Net Cash Flows Used for Operating Activities</i>	(11,173)
<i>Net Decrease in Cash and Cash Equivalents</i>	(11,173)
<i>Cash and Cash Equivalents at Beginning of Year</i>	264,576
<i>Cash and Cash Equivalents at End of Year</i>	\$253,403
Reconciliation of Operating Loss to Net Cash Used for Operating Activities:	
Operating Loss	(\$9,407)
<i>Adjustments to Reconcile Operating Loss to Net Cash Used for Operating Activities</i>	
Decrease in Claims Payable	(1,766)
<i>Net Cash Used for Operating Activities</i>	(\$11,173)

The notes to the basic financial statements are an integral part of this statement.

Pickaway-Ross Career and Technology Center

Notes to the Basic Financial Statements

For the Fiscal Year Ended June 30, 2022

Note 1 – Description of the Center and Reporting Entity

Pickaway-Ross Career and Technology Center (the Center) is a distinct political subdivision of the State of Ohio operated under the direction of a Board form of government consisting of eleven representatives from the various elected City and County School Boards within Pickaway and Ross Counties. The Center possesses its own budgeting and taxing authority. The Center exposes students to job training leading to employment upon graduation from high school.

The Center was established in 1970 through the cooperation of all school districts involved. The Center serves an area of approximately 1,090 square miles. It is located in Ross County and includes the school districts within Ross and Pickaway Counties. It is staffed by 37 non-certificated employees and 94 certificated full-time teaching personnel who provide services to 1,017 students and other community members. The Center currently operates 4 instructional buildings.

Reporting Entity:

The Center is a jointly governed organization, legally separate from other organizations. The Board of Education of the Center is not directly elected, although no other school district appoints a voting majority of the Board. None of the school districts that appoint Board members are financially accountable for the Center.

A reporting entity is comprised of the primary government, component units, and other organizations that are included to ensure that the financial statements are not misleading. The primary government of the Center consists of all funds, departments, boards, and agencies that are not legally separate from the Center. For the Center, this includes general operations, food service, and student related activities of the Center.

Component units are legally separate organizations for which the Center is financially accountable. The Center is financially accountable for an organization if the Center appoints a voting majority of the organization's governing board and (1) the Center is able to significantly influence the programs or services performed or provided by the organization; or (2) the Center is legally entitled to or can otherwise access the organization's resources; the Center is legally obligated or has otherwise assumed the responsibility to finance the deficits of, or provide financial support to, the organization; or the Center is obligated for the debt of the organization. Component units may also include organizations that are fiscally dependent on the Center in that the Center approves the budget, the issuance of debt, or the levying of taxes. The Center has no component units.

The following entities which perform activities within the Center's boundaries for the benefit of its residents are excluded from the accompanying financial statements because the Center is not financially accountable for these entities nor are they fiscally dependent on the Center.

- Ross-Pike Educational Service District
- Cities of Chillicothe and Circleville
- Participating Local/City School Districts
- Pickaway County Educational Service Center

The Center is associated with four organizations, two of which are defined as jointly governed organizations, one as a public entity shared risk pool, and one as an insurance purchasing pool. These organizations are META Solutions, Great Seal Education Network of Tomorrow, Ross County School Employees Insurance Consortium and Ohio SchoolComp Workers' Compensation Group Rating Plan, respectively. These organizations are presented in notes 15 and 16 to the basic financial statements.

Pickaway-Ross Career and Technology Center

Notes to the Basic Financial Statements

For the Fiscal Year Ended June 30, 2022

Note 2 – Summary of Significant Accounting Policies

The financial statements of the Pickaway-Ross Career and Technology Center have been prepared in conformity with accounting principles generally accepted in United States of America (GAAP) as applied to governmental units. The Governmental Accounting Standards Board (GASB) is the accepted standard-setting body for establishing governmental accounting and financial reporting principles. The more significant of the Center's accounting policies are described below.

Fund Accounting

The Center's accounts are maintained on the basis of funds, each of which is considered a separate accounting entity. Fund accounting is designed to demonstrate legal compliance and to aid management by segregating transactions related to specific Center functions or activities. The operation of each fund is accounted for within a separate set of self-balancing accounts.

Governmental Funds

Governmental funds are those through which most governmental functions typically are financed. Governmental fund reporting focuses on the sources, uses and balances of current financial resources. Expendable assets are assigned to the various governmental funds according to the purpose for which they may or must be used. Current liabilities are assigned to the fund from which they will be paid. The difference between governmental fund assets and deferred outflows of resources and liabilities and deferred inflows of resources is reported as fund balance. The following are the Center's major governmental funds:

General Fund

The general fund is the general operating fund of the Center and is used to account for all financial resources not accounted for and reported in another fund. The general fund is available to the Center for any purpose provided it is expended or transferred according to the school laws of Ohio.

Adult Education Fund

The adult education fund is used to account for all revenues and expenditures related to the provision of credit and noncredit classes to the community. The main source of revenue for the adult education fund is tuition and fees.

The other governmental funds of the Center account for grants and other resources, debt service, and capital projects, whose use is restricted to a particular purpose.

Proprietary Fund

Proprietary fund reporting focuses on the determination of operating income, changes in net position, financial position, and cash flows. Proprietary funds are classified as either enterprise or internal service. The Center reports the following proprietary fund:

Internal Service Fund - Internal service funds are used to account for the financing of services provided by one department or agency to other departments or agencies of the Center on a cost-reimbursement basis. The internal service fund is used to account for the self-insurance program for employee dental insurance. In the statement of activities internal service fund operating activity is eliminated to avoid overstatement of revenues and expenses.

Fiduciary Funds

Fiduciary fund reporting focuses on net position and changes in net position. The fiduciary fund category is split into four classifications: pension trust funds, investment trust funds, private purpose trust funds and custodial funds.

Pickaway-Ross Career and Technology Center

Notes to the Basic Financial Statements

For the Fiscal Year Ended June 30, 2022

Trust funds are distinguished from custodial funds by the existence of a trust agreement or equivalent arrangements that has certain characteristics. Custodial funds are used to report fiduciary activities that are not required to be reported in a trust fund. The Center has no fiduciary funds.

Basis of Presentation

The Center's basic financial statements consist of government-wide statements, including a statement of net position and a statement of activities, and fund financial statements which provide a more detailed level of financial information.

Government-wide Financial Statements

The statement of net position and the statement of activities display information about the Center as a whole. These statements include the financial activities of the primary government, except for fiduciary funds. The activity of the internal service fund is eliminated to avoid "doubling up" revenues and expenses. The government-wide statements usually distinguish between those activities of the Center that are governmental and those that are considered business-type activities. However, the Center has no business-type activities.

The statement of net position presents the financial condition of governmental activities of the Center at year-end. The statement of activities presents a comparison between direct expenses and program revenues for each program or function of the Center's governmental activities. Direct expenses are those that are specifically associated with a service, program or department and therefore clearly identifiable to a particular function. Program revenues include charges paid by the recipient of the goods or services offered by the program and grants and contributions that are restricted to meeting the operational or capital requirements of a particular program. Revenues which are not classified as program revenues are presented as general revenues of the Center. The comparison of direct expenses with program revenues identifies the extent to which each business segment or governmental function is self-financing or draws from the general revenues of the Center.

Fund Financial Statements

During the year, the Center segregates transactions related to certain Center functions or activities in separate funds in order to aid financial management and to demonstrate legal compliance. Fund financial statements are designed to present financial information of the Center at this more detailed level. The focus of fund financial statements is on major funds rather than reporting funds by type. Each major fund is presented in a separate column. Nonmajor funds are aggregated and presented in a single column. The internal service fund is presented on the face of the proprietary fund statements. Fiduciary funds are reported by fund type; however, the Center has no fiduciary funds.

Measurement Focus

Government-Wide Financial Statements - The government-wide financial statements are prepared using the economic resources measurement focus. All assets, deferred inflows/outflows of resources, and liabilities associated with the operation of the Center are included on the statement of net position.

The statement of activities presents increases (i.e., revenues) and decreases (i.e., expenses) in total net position.

Fund Financial Statements - All governmental funds are accounted for using a flow of current financial resources measurement focus. With this measurement focus, only current assets, certain deferred inflows/outflows of resources and current liabilities generally are included on the balance sheet. The statement of revenues, expenditures and changes in fund balances reports on the sources (i.e., revenues and other financing sources) and uses (i.e., expenditures and other financing uses) of current financial resources. This approach differs from the manner in which the governmental activities of the government-wide financial statements are prepared. Governmental fund financial statements therefore include a reconciliation with brief explanations to better identify the relationship between the government-wide statements and the statements for governmental funds.

Pickaway-Ross Career and Technology Center

Notes to the Basic Financial Statements

For the Fiscal Year Ended June 30, 2022

Basis of Accounting

Basis of accounting determines when transactions are recorded in the financial records and reported on the financial statements. Government-wide financial statements are prepared using the accrual basis of accounting. The fund financial statements are prepared using either the modified accrual basis of accounting for governmental funds or the accrual basis of accounting for fiduciary funds. Differences in the accrual and modified accrual bases of accounting arise in the recognition of revenue, the recording of deferred inflows/outflows of resources, and in the presentation of expenses versus expenditures.

Revenues – Exchange and Non-Exchange Transactions

Revenue resulting from exchange transactions, in which each party gives and receives essentially equal value, is recorded on the accrual basis when the exchange takes place. On a modified accrual basis, revenue is recorded in the fiscal year in which the resources are measurable and become available. Measurable means the amount of the transaction can be determined. Available means that the resources will be collected within the current fiscal year or are expected to be collected soon enough thereafter to be used to pay liabilities of the current fiscal year. For the Center, available means expected to be received within sixty days of fiscal year end.

Non-exchange transactions, in which the Center receives value without directly giving equal value in return, include property taxes, grants, entitlements and donations. Revenue from property taxes is recognized in the fiscal year for which taxes are levied (note 6). Revenue from grants, entitlements, and donations is recognized in the fiscal year in which all eligibility requirements have been satisfied. Eligibility requirements include timing requirements, which specify the year when the resources are required to be used or the fiscal year when use is first permitted, matching requirements, in which the Center must provide local resources to be used for a specified purpose, and expenditure requirements, in which the resources are provided to the Center on a reimbursement basis. On a modified accrual basis, revenue from non-exchange transactions must also be available before it can be recognized.

Under the modified accrual basis, the following revenue sources are considered to be both measurable and available at fiscal year-end: property taxes available as an advance, interest, tuition, grants, student fees and rentals.

Deferred Outflows and Deferred Inflows of Resources

In addition to assets, the statement of net position will sometimes report a separate section for deferred outflows of resources. This separate financial statement element, deferred outflows of resources, represents a consumption of net position that applies to a future period(s) and so will not be recognized as an outflow of resources (expenditure) until then. For the Center, deferred outflows of resources include amounts for pensions and other postemployment benefits. Information on pensions and other postemployment benefits is presented in notes 10 and 11.

In addition to liabilities, the statement of net position and balance sheet will sometimes report a separate section for deferred inflows of resources. This separate financial statement element, deferred inflows of resources, represents an acquisition of net position that applies to a future period(s) and so will not be recognized as an inflow of resources (revenue) until that time. For the Center, deferred inflows of resources include property taxes, grants, pensions, and other postemployment benefits. Property taxes for which there is an enforceable legal claim as of June 30, 2022, but which were levied to finance fiscal year 2023 operations, and other revenues received in advance of the year for which they were intended to finance, have been recorded as deferred inflows of resources on the statement of net position and governmental fund balance sheet. Grants and entitlements not received within the available period and delinquent property taxes due at June 30, 2022, are recorded as deferred inflows of resources in the governmental funds and as revenue on the statement of activities. Information on pensions and other postemployment benefits is presented in notes 10 and 11.

Pickaway-Ross Career and Technology Center

Notes to the Basic Financial Statements

For the Fiscal Year Ended June 30, 2022

Budgetary Process

All funds are legally required to be budgeted and appropriated. The major documents prepared are the tax budget, the appropriation resolution and the certificate of estimated resources which are prepared on the budgetary basis of accounting. The tax budget demonstrates a need for existing or increased tax rates. The certificate of estimated resources establishes a limit on the amounts that the Board of Education may appropriate. The appropriation resolution is the Board's authorization to spend resources and sets annual limits on expenditures plus encumbrances at a level of control selected by the Board. The legal level of control has been established by the Board of Education at the fund level. The Treasurer has been authorized to allocate Board appropriations to the function and object level within each fund.

The certificate of estimated resources may be amended during the year if projected increases or decreases in revenue are identified by the Center's Treasurer. The amounts reported as the original budgeted amounts in the budgetary statements reflect the amounts in the certificate when the original appropriations were adopted. The amounts reported as the final budgeted amounts in the budgetary statements reflect the amounts in the final amended certificate issued during the fiscal year.

The appropriation resolution is subject to amendment by the Board throughout the year with the restriction that appropriations may not exceed estimated revenues. The amounts reported as the original budgeted amounts reflect the first appropriation for that fund that covered the entire fiscal year, including amounts automatically carried over from prior years. The amounts reported as the final budgeted amounts represent the final appropriation amounts passed by the Board during the year.

Cash and Investments

Cash received by the Center is deposited into one of several bank accounts with individual fund balance integrity maintained. Balances of all funds are maintained in these accounts or are temporarily used to purchase certificates of deposit or investments. All investment earnings accrue to the general fund except those specifically related to those funds deemed appropriate according to Board of Education policy. Interest earned during fiscal year 2022 was \$143,541, which was credited to the general fund. The Center also experienced a decrease in fair value of investments of \$347,771, which was also recognized in the general fund.

The Center records all its investments at fair value. For presentation on the financial statements, investments of the cash management pool are considered to be cash equivalents. The Center has invested in the certificates of deposit, State Treasury Asset Reserve of Ohio (STAR Ohio), money market funds, commercial paper, and U.S. government agency securities during fiscal year 2022. Except for nonparticipating investment contracts, investments are reported at fair value which is based on quoted market prices. STAR Ohio (the State Treasury Asset Reserve of Ohio), is an investment pool managed by the State Treasurer's Office which allows governments within the State to pool their funds for investment purposes. STAR Ohio is not registered with the SEC as an investment company, but has adopted Governmental Accounting Standards Board (GASB), Statement No. 79, "Certain External Investment Pools and Pool Participants." The Center measures its investment in STAR Ohio at the net asset value (NAV) per share provided by STAR Ohio. The NAV per share is calculated on an amortized cost basis that provides an NAV per share that approximates fair value.

There were no limitations or restrictions on any participant withdrawals due to redemption notice periods, liquidity fees, or redemption gates. However, 24 hours advance notice is appreciated for deposits and withdrawals of \$100 million or more. STAR Ohio reserves the right to limit the transaction to \$250 million per day, requiring the excess amount to be transacted the following business day(s), but only to the \$250 million limit. All accounts of the participant will be combined for these purposes.

Investments with original maturities of three months or less at the time they are purchased by the Center are reported as cash equivalents.

Pickaway-Ross Career and Technology Center

Notes to the Basic Financial Statements

For the Fiscal Year Ended June 30, 2022

Capital Assets and Depreciation

All capital assets of the Center are general capital assets that are associated with governmental activities. General capital assets result from expenditures in the governmental funds. These assets are reported in the governmental activities column of the government-wide statement of net position, but are not reported in the fund financial statements.

All capital assets are capitalized at cost (or estimated historical cost) and updated for additions and retirements during the year. Donated capital assets are recorded at their acquisition values as of the date received. The Center maintains a capitalization threshold of \$5,000. The Center does not possess any infrastructure.

Improvements are capitalized; the costs of normal maintenance and repairs that do not add to the value of the asset or materially extend an asset’s life are not.

All reported capital assets except land are depreciated. Improvements are depreciated over the remaining useful lives of the related capital assets. Depreciation is computed using the straight-line method over the following useful lives:

<u>Description</u>	<u>Estimated Lives</u>
Land Improvements	10 - 20 years
Buildings and Improvements	10 - 40 years
Furniture and Equipment	5 - 20 years
Vehicles	5 years

Interfund Balances

On the fund financial statements, receivables and payables resulting from short-term interfund loans are classified as “Interfund Receivables” and “Interfund Payables.” These amounts are eliminated in the governmental activities column of the statement of net position.

Compensated Absences

Vacation and personal leave benefits are accrued as a liability as the benefits are earned if the employees' rights to receive compensation are attributable to services already rendered and it is probable that the Center will compensate its employees for the benefits through paid time off or some other means. Sick leave benefits are accrued as a liability using the vesting method. The liability includes the employees who are currently eligible to receive severance benefits and those the Center has identified as probable of receiving payment in the future. The Center records an accrual for sick leave for all employees with ten years or more of service. The accrual amount is based upon accumulated sick leave and employees’ wage rates at year-end, taking into consideration any limits specified in the Center’s severance policy.

The entire compensated absence liability is reported on the government-wide financial statements.

On the governmental fund financial statements, compensated absences are recognized as liabilities and expenditures as payments come due each period upon the occurrence of employee resignations and retirements. These amounts are recorded in the account “matured compensated absences payable” in the fund from which the employee will be paid.

Accrued Liabilities and Long-Term Obligations

All payables, accrued liabilities and long-term obligations are reported in the government-wide financial statements.

In general, governmental fund payables and accrued liabilities, that once incurred, are paid in a timely manner and in full from current financial resources, are reported as obligations of the funds. However, claims and judgments, net

Pickaway-Ross Career and Technology Center

Notes to the Basic Financial Statements

For the Fiscal Year Ended June 30, 2022

pension and OPEB liabilities, and special termination benefits that will be paid from governmental funds are reported as a liability in the fund financial statements only to the extent that they are due for payment in the current year. Bonds and capital leases are recognized as a liability on the government-wide financial statements when due.

Net Position

Net position represents the difference between assets, liabilities and deferred inflow/outflows of resources. Net investment in capital assets consists of capital assets, net of accumulated depreciation, reduced by the outstanding balances of any borrowings used for the acquisition, construction or improvements of those assets. Net position is reported as restricted when there are limitations imposed on their use either through the enabling legislation adopted by the Center or through external restrictions imposed by creditors, grantors, or laws or regulations of other governments. Net position restricted for other purposes include federal and state grants restricted to expenditures for specified purposes.

The Center applies restricted resources when an expense is incurred for purposes for which both restricted and unrestricted net position is available.

As of June 30, 2022, none of the Center's restricted net position was restricted by enabling legislation.

Fund Balances

Fund balance is divided into five classifications based primarily on the extent to which the Center is bound to observe constraints imposed upon the use of the resources in the governmental funds. The classifications are as follows:

Nonspendable The nonspendable fund balance classification includes amounts that cannot be spent because they are not in the spendable form, or are legally or contractually required to be maintained intact. The "not in spendable form" criterion includes items that are not expected to be converted to cash.

Restricted Fund balance is reported as restricted when constraints placed on the use of resources are either externally imposed by creditors (such as through debt covenants), grantors, contributors, or laws or regulations of other governments or is imposed by law through constitutional provisions.

Committed The committed fund balance classification includes amounts that can be used only for the specific purposes imposed by a formal action (resolution) of the Center Board of Education. Those committed amounts cannot be used for any other purpose unless the Center Board of Education removes or changes the specified use by taking the same type of action (resolution) it employed to previously commit those amounts. Committed fund balance also incorporates contractual obligations to the extent that existing resources in the fund have been specifically committed for use in satisfying those contractual requirements.

Assigned Amounts in the assigned fund balance classification are intended to be used by the Center for specific purposes but do not meet the criteria to be classified as restricted or committed. In governmental funds other than the General Fund, assigned fund balance represents the remaining amount that is not restricted or committed. In the General Fund, assigned amounts represent intended uses established by policies of the Center Board of Education.

Unassigned Unassigned fund balance is the residual classification for the General Fund and includes all spendable amounts not contained in the other classifications. In other governmental funds, the unassigned classification is used only to report a deficit balance resulting from overspending for specific purposes for which amounts had been restricted, committed, or assigned.

The Center applies restricted resources first when expenditures are incurred for purposes for which either restricted or unrestricted (committed, assigned, and unassigned) amounts are available. Similarly, within unrestricted fund balance, committed amounts are reduced first followed by assigned, and then unassigned amounts when

Pickaway-Ross Career and Technology Center

Notes to the Basic Financial Statements

For the Fiscal Year Ended June 30, 2022

expenditures are incurred for purposes for which amounts in any of the unrestricted fund balance classifications could be used.

Interfund Transactions

Exchange transactions between funds are reported as revenues in the seller funds and as expenditures in the purchaser funds. Flows of cash or goods from one fund to another without a requirement for repayment are reported as interfund transfers. Interfund transfers are reported as other financing sources/uses in governmental funds. Repayments from funds responsible for particular expenditures to the funds that initially paid for them are not presented on the financial statements. Interfund transfers are eliminated in the governmental activities column of the statement of activities.

Operating Revenues and Expenses

Operating revenues are those revenues that are generated directly from the primary activity of the proprietary fund. For the Center, these revenues are charges for services for the self-insurance program. Operating expenses are necessary costs incurred to provide the service that is the primary activity of the fund.

Estimates

The preparation of financial statements in conformity with accounting principles generally accepted in the United States of America require management to make estimates and assumptions that affect the amounts reported on the financial statements and accompanying notes. Actual results may differ from those estimates.

Pensions/OPEB

For purposes of measuring the net pension/OPEB liability (asset), deferred outflows of resources and deferred inflows of resources related to pensions/OPEB, and pension/OPEB expense, information about the fiduciary net position of the pension/OPEB plans and additions to/deductions from their fiduciary net position have been determined on the same basis as they are reported by the pension/OPEB plan. For this purpose, benefit payments (including refunds of employee contributions) are recognized when due and payable in accordance with the benefit terms. The pension/OPEB plans report investments at fair value.

Note 3 – Accountability

The business management adult basic ed fund had deficit fund balance of \$1,895. The deficit in this fund is due to adjustments for accrued liabilities and the timing of grant awards. The general fund provides transfers when cash is required, not when expenditures are incurred.

Note 4 – Budgetary Basis of Accounting

While the Center is reporting financial position, results of operations, and changes in fund balances on the basis of accounting principles generally accepted in the United States of America (GAAP), the budgetary basis as provided by law is based upon accounting for certain transactions on a basis of cash receipts, disbursements, and encumbrances. The statements of revenues, expenditures and change in fund balance - budget and actual (budgetary basis) presented for the general fund and adult education fund are presented on the budgetary basis to provide a meaningful comparison of actual results with the budget.

The major differences between the budget basis and GAAP basis are that:

1. Revenues are recorded when received in cash (budget basis) as opposed to when susceptible to accrual (GAAP basis).

Pickaway-Ross Career and Technology Center

Notes to the Basic Financial Statements

For the Fiscal Year Ended June 30, 2022

2. Expenditures/expenses are recorded when paid in cash (budget basis) as opposed to when the liability is incurred (GAAP basis).
3. Encumbrances are treated as expenditures/expenses for all funds (budget basis) rather than as a restriction, commitment, or assignment of fund balance for governmental funds (GAAP basis).
4. Certain funds that are legally budgeted in separate special revenue funds are considered part of the general fund on a GAAP basis. These include employee benefits and termination benefits special revenue funds.

The following table summarizes the adjustments necessary to reconcile the GAAP and budgetary basis statements for the general fund and adult education fund.

	Net Change in Fund Balance	
	General	Adult Education
GAAP Basis	\$876,978	(\$356,142)
Revenue Accruals	247,083	23,443
Expenditure Accruals	(244,443)	5,678
Encumbrances	(100,903)	(63,142)
(Excess) Deficit of Funds Combined with General Fund for Reporting Purposes	99,719	0
Budget Basis	\$878,434	(\$390,163)

Note 5 – Deposits and Investments

State statutes classify monies held by the Center into three categories.

Active deposits are public deposits necessary to meet current demands on the treasury. Such monies must be maintained either as cash in the Center Treasury, in commercial accounts payable or withdrawable on demand, including negotiable order of withdrawal (NOW) accounts, or in money market deposit accounts.

Inactive deposits are public deposits that the Board of Education has identified as not required for use within the current five-year period of designation of depositories. Inactive deposits must either be evidenced by certificates of deposit maturing not later than the end of the current period of designation of depositories, or by savings or deposit accounts, including, but not limited to, passbook accounts.

Interim deposits are deposits of interim monies. Interim monies are those monies which are not needed for immediate use, but which will be needed before the end of the current period of designation of depositories.

Interim monies may be deposited or invested in the following securities:

1. United States Treasury bills, bonds, notes, or any other obligation or security issued by the United States Treasury, or any other obligation guaranteed as to principal and interest by the United States;
2. Bonds, notes, debentures, or any other obligation or security issued by any federal government agency or instrumentality including, but not limited to, the Federal National Mortgage Association, Federal Home Loan Bank, Federal Farm Credit Bank, Federal Home Loan Mortgage Corporation, and Government National Mortgage Association. All federal agency securities shall be direct issuances of federal government agencies or instrumentalities;
3. Written repurchase agreements in the securities listed above provided the market value of the securities subject to the repurchase agreement must exceed the principal value of the agreement by at least two percent and be marked to market daily, and the term of the agreement must not exceed thirty days;
4. Bonds and other obligations of the State of Ohio, and with certain limitations including a requirement for maturity within ten years from the date of settlement, bonds and other obligations of political subdivisions of the State of Ohio, if training requirements have been met;
5. Time certificates of deposit or savings or deposit accounts including, but not limited to, passbook accounts;

Pickaway-Ross Career and Technology Center

Notes to the Basic Financial Statements

For the Fiscal Year Ended June 30, 2022

6. No-load money market mutual funds consisting exclusively of obligations described in division (1) or (2) and repurchase agreements secured by such obligations, provided that investments in securities described in this division are made only through eligible institutions;
7. The State Treasurer's investment pool (STAR Ohio).
8. Certain bankers' acceptances (for a period not to exceed one hundred eighty days) and commercial paper notes (for a period not to exceed two hundred seventy days) in an amount not to exceed 40 percent of the interim monies available for investment at any one time if training requirements have been met.

Investments in stripped principal or interest obligations, reverse repurchase agreements, and derivatives are prohibited. The issuance of taxable notes for the purpose of arbitrage, the use of leverage, and short selling are also prohibited. Except as noted above, an investment must mature within five years from the date of purchase, unless matched to a specific obligation or debt of the Center and must be purchased with the expectation that it will be held to maturity.

Investments may only be made through specified dealers and institutions. Payment for investments may be made only upon delivery of the securities representing the investments to the Treasurer or qualified trustee or, if the securities are not represented by a certificate, upon receipt of confirmation of transfer from the custodian.

Deposits Custodial credit risk for deposits is the risk that in the event of bank failure, the Center will not be able to recover deposits or collateral securities that are in the possession of an outside party. As of June 30, 2022, the Center's bank balance of \$513,516 was either covered by FDIC or collateralized by the financial institution's public entity deposit pool in the manner described below.

The Center has no deposit policy for custodial risk beyond the requirements of State statute. Ohio law requires that deposits either be insured or be protected by:

Eligible securities pledged to the Center and deposited with a qualified trustee by the financial institution as security for repayment whose market value at all times shall be at least 105 percent of the deposits being secured; or

Participation in the Ohio Pooled Collateral System (OPCS), a collateral pool of eligible securities deposited with a qualified trustee and pledged to the Treasurer of State to secure the repayment of all public monies deposited in the financial institution. OPCS requires the total market value of the securities pledged to be 102 percent of the deposits being secured or a rate set by the Treasurer of State.

Pickaway-Ross Career and Technology Center

Notes to the Basic Financial Statements

For the Fiscal Year Ended June 30, 2022

Investments At June 30, 2022, the Center had the following investments:

Investment Type	Fair Value	Maturity	Credit Rating*	Percentage of Portfolio
STAR Ohio	\$7,772,693	Less than 1 year	AAAm	43.44%
Federal Home Loan Bank	488,373	1 to 2 years	AAA	2.73%
Federal Home Loan Bank	572,609	3 to 5 years	AAA	3.20%
Federal Home Loan Mortgage Corporation	638,312	3 to 5 years	AA+	3.57%
Municipal Bonds	290,775	3 to 5 years	N/A	1.63%
Municipal Bonds	177,338	3 to 5 years	AAA	0.99%
Municipal Bonds	74,465	3 to 5 years	AA	0.42%
Municipal Bonds	289,182	1 to 2 years	AA	1.61%
Negotiable Certificates of Deposit	1,981,369	Less than 1 year	N/A	11.07%
Negotiable Certificates of Deposit	972,310	1 to 2 years	N/A	5.43%
Negotiable Certificates of Deposit	721,204	3 to 5 years	N/A	4.04%
US Treasury Notes	443,404	3 to 5 years	AA+	2.48%
Commercial Paper	3,388,189	Less than 1 year	A-1	18.93%
First American Treasury Obligations Money Market Fund	82,733	Less than 1 year	AAAm	0.46%
Total	\$17,892,956			100.00%

*Standard & Poor's credit rating.

The Center categorizes its fair value measurements within the fair value hierarchy established by generally accepted accounting principles. The hierarchy is based on the valuation inputs used to measure the fair value of the asset. Level 1 inputs are quoted prices in active markets for identical assets. Level 2 inputs are significant other observable inputs. Level 3 inputs are significant unobservable inputs. The above table identifies the Center's recurring fair value measurements as of June 30, 2022. As discussed further in note 2, STAR Ohio is reported at its share price. All other investments of the Center are valued using quoted market prices (Level 1 inputs).

Interest rate risk – Interest rate risk is the risk that changes in interest rates will adversely affect the fair value of an investment. In accordance with the investment policy, the Center manages its exposure to declines in fair values by limiting the weighted average maturity of its investment portfolio.

Credit risk – Credit risk is the risk that an issuer or other counterparty to an investment will not fulfill its obligations. The Center's policy does not address credit risk beyond the requirements of the Ohio Revised Code. The Center limits their investments to money market funds, U.S. government agency securities, municipal bonds, commercial paper, certificates of deposit, and STAR Ohio.

Concentration of credit risk – Concentration of credit risk is the risk of loss attributed to the magnitude of a government's investment in a single issuer. The Center's investment policy allows investments in repurchase agreements, certificates of deposit, in financial institutions within the State of Ohio as designated by the Federal Reserve Board, and other investments as allowable per the Ohio Revised Code.

Custodial credit risk – Custodial credit risk is the risk that, in the event of the failure of the counterparty, the government will not be able to recover the value of its investments or collateral securities that are in the possession of an outside party. The Center does not have a policy for custodial credit risk. All of the Center's investments are held in the name of the Center.

Pickaway-Ross Career and Technology Center

Notes to the Basic Financial Statements

For the Fiscal Year Ended June 30, 2022

Note 6 – Property Taxes

Property taxes are levied and assessed on a calendar year basis while the Center fiscal year runs from July through June. First half tax collections are received by the Center in the second half of the fiscal year. Second half tax distributions occur in the first half of the following fiscal year.

Property taxes include amounts levied against all real and public utility property located within the Center's boundaries. Property tax revenue received during calendar year 2022 represents collections of calendar year 2021 taxes. Real property taxes received during calendar year 2022 were levied after April 1, 2021, on the assessed value listed as of January 1, 2021, the lien date. Assessed values for real property taxes are established by State law at 35% of appraised market value. Real property taxes are payable annually or semiannually. If paid annually, payment is due December 31; if paid semiannually, the first payment is due December 31 with the remainder payable by June 20. Under certain circumstances, State statute permits alternate payment dates to be established.

Public utility property tax revenue received in calendar year 2022 represents collections of calendar year 2021 taxes. Public utility real and tangible personal property taxes received in calendar year 2022 became a lien on December 31, 2020, were levied after April 1, 2021, and are collected in 2022 with real property taxes. Public utility real property is assessed at 35 percent of true value; public utility tangible personal property currently is assessed at varying percentages of true value.

The assessed values upon which fiscal year 2022 taxes were collected are:

	2021 Second- Half Collections		2022 First- Half Collections	
	Amount	Percent	Amount	Percent
Agricultural/Residential and Other Real Estate	\$2,196,333,570	85.84%	\$2,219,976,720	85.61%
Public Utility Personal	362,356,730	14.16%	373,211,310	14.39%
Total Assessed Value	\$2,558,690,300	100.00%	\$2,593,188,030	100.00%

Tax Rate per \$1,000 of Assessed Valuation	\$4.20	\$4.20
--	--------	--------

The Center receives property taxes from Pickaway, Ross, Madison, and Hocking Counties. The county auditors periodically advance to the Center its portion of the taxes collected. Second-half real property tax payments collected by the counties by June 30, 2022, are available to finance fiscal year 2022 operations. The amount available to be advanced can vary based on the date the tax bills are sent.

Accrued property taxes receivable represents delinquent taxes outstanding and real property, tangible personal property, and public utility taxes which became measurable as of June 30, 2022. Although total property tax collections for the next fiscal year are measurable, only the amount available as an advance at June 30 is intended to finance current fiscal year operations. The receivable is therefore offset by a credit to deferred inflows of resources for that portion not intended to finance current year operations. The amount available as an advance at June 30, 2022 was \$777,696 in the general fund.

Note 7 – Receivables

Receivables at June 30, 2022 consisted of property taxes, grants, accounts (billings for user charged services, tuition and student fees), interest, and interfund. All receivables are considered collectible in full due to the ability to foreclose for the nonpayment of taxes, the stable condition of State programs, and the current fiscal year guarantee of federal funds.

Pickaway-Ross Career and Technology Center

Notes to the Basic Financial Statements

For the Fiscal Year Ended June 30, 2022

Nonmajor Funds:

Business Mgmt Tech	\$28,365
Adult Basic Education	10,588
RemotedX Industry	30,228
Vocational Education Perkins	<u>154,190</u>
Total Nonmajor Funds	<u>223,371</u>
Total Funds	<u>\$223,371</u>

Note 8 – Capital Assets

Capital asset activity for the fiscal year ended June 30, 2022 was as follows:

Asset Category	Balance at 7/1/21	Additions	Deletions	Balance at 6/30/22
<i>Nondepreciable Capital Assets:</i>				
Land	\$314,883	\$0	\$0	\$314,883
<i>Depreciable Capital Assets:</i>				
Land Improvements	242,047	0	0	242,047
Buildings and Improvements	25,367,352	0	0	25,367,352
Furniture and Equipment	4,568,386	37,879	(22,430)	4,583,835
Vehicles	288,645	91,884	0	380,529
Total Depreciable Capital Assets	<u>30,466,430</u>	<u>129,763</u>	<u>(22,430)</u>	<u>30,573,763</u>
<i>Accumulated Depreciation:</i>				
Land Improvements	(155,648)	(4,356)	0	(160,004)
Buildings and Improvements	(12,820,660)	(702,013)	0	(13,522,673)
Furniture and Equipment	(3,368,176)	(154,066)	22,430	(3,499,812)
Vehicles	(192,004)	(41,399)	0	(233,403)
Total Accumulated Depreciation	<u>(16,536,488)</u>	<u>(901,834)</u>	<u>22,430</u>	<u>(17,415,892)</u>
Depreciable Capital Assets, Net	<u>13,929,942</u>	<u>(772,071)</u>	<u>0</u>	<u>13,157,871</u>
Total Net Capital Assets	<u>\$14,244,825</u>	<u>(\$772,071)</u>	<u>\$0</u>	<u>\$13,472,754</u>

Depreciation expense was charged to governmental functions as follow:

<i>Instruction:</i>	
Vocational	\$855,936
<i>Support Services:</i>	
Instructional Staff	11,487
Board of Education	1,250
Operation and Maintenance of Plant	13,940
Pupil Transportation	18,377
Central	<u>844</u>
Total	<u>\$901,834</u>

Pickaway-Ross Career and Technology Center

Notes to the Basic Financial Statements

For the Fiscal Year Ended June 30, 2022

Note 9 – Risk Management

Property and Liability

The Center is exposed to various risks of loss related to torts; theft of, damage to, and destruction of assets; errors and omissions; injuries to employees; and natural disasters. During fiscal year 2022, the Center contracted with American Family Home Insurance Company for fleet, liability, property, and boiler and machinery insurance.

Coverages provided by this company are as follows:

Building and Contents (\$1,000 deductible)	\$57,056,518
Automobile Liability	1,000,000
Uninsured Motorists	1,000,000
General Liability:	
Per Occurrence	1,000,000
Aggregate Limit	3,000,000
Commercial Excess Liability:	
Per Occurrence and Aggregate	5,000,000

Settled claims have not exceeded this commercial coverage in any of the past three years. There have been no significant reductions in coverage from the prior fiscal year.

Workers' Compensation

For fiscal year 2022, the Center participated in the Ohio SchoolComp Workers' Compensation Group Rating Plan (GRP), an insurance purchasing pool (note 16). The intent of the GRP is to achieve the benefit of a reduced premium for the Center by virtue of its grouping and representation with other participants in the GRP. The workers' compensation experience of the participating school districts is calculated as one experience and a common premium rate is applied to all school districts in the GRP. Each participant pays its workers' compensation premium to the State based on the rate for the GRP rather than its individual rate. Total savings are then calculated and each participant's individual performance is compared to the overall savings percentage of the GRP. A participant will then either receive money from or be required to contribute to the "equity pooling fund". This "equity pooling" arrangement ensures that each participant shares equally in the overall performance of the GRP. Participation in the GRP is limited to school districts that can meet the GRP's selection criteria. Sedgwick provides administrative, cost control and actuarial services to the GRP.

Self-Insurance

The Center is a member the Ross County School Employees Insurance Consortium, a shared risk pool (note 16), consisting of five school districts and other educational institutions within Ross County. The intent of the Consortium is to achieve the benefit of a reduced health insurance premium for the Center by virtue of its grouping and representation with other participants in the Consortium.

The Center is self-insured for dental insurance through Medical Mutual. The claims liability of \$11,785 reported in the internal service fund as of June 30, 2022 is based upon an estimate prepared by Medical Mutual based upon an analysis of claims paid after fiscal year end.

Pickaway-Ross Career and Technology Center

Notes to the Basic Financial Statements

For the Fiscal Year Ended June 30, 2022

Changes in claims activity for the past two fiscal years are as follows:

	Balance at Beginning of Fiscal Year	Current Year Claims	Claim Payments	Balance at End of Fiscal Year
2022	\$13,551	\$124,759	\$126,525	\$11,785
2021	6,320	111,108	103,877	13,551

Note 10 – Defined Benefit Pension Plans

The state-wide retirement systems provide both pension benefits and other postemployment benefits (OPEB).

Net Pension/OPEB Liability (Asset)

The net pension/OPEB liability (asset) reported on the statement of net position represents a liability to (asset for) employees for pensions/OPEB. Pensions and OPEB are a component of exchange transactions—between an employer and its employees—of salaries and benefits for employee services. Pensions/OPEB are provided to an employee—on a deferred-payment basis—as part of the total compensation package offered by an employer for employee services each financial period.

The net pension/OPEB liability (asset) represents the Center’s proportionate share of each pension/OPEB plan’s collective actuarial present value of projected benefit payments attributable to past periods of service, net of each pension/OPEB plan’s fiduciary net position. The net pension/OPEB liability (asset) calculation is dependent on critical long-term variables, including estimated average life expectancies, earnings on investments, cost of living adjustments and others. While these estimates use the best information available, unknowable future events require adjusting these estimates annually.

The Ohio Revised Code limits the Center’s obligation for these liabilities to annually required payments. The Center cannot control benefit terms or the manner in which pensions/OPEB are financed; however, the Center does receive the benefit of employees’ services in exchange for compensation including pension and OPEB.

GASB 68/75 assumes the liability is solely the obligation of the employer, because (1) they benefit from employee services; and (2) State statute requires funding to come from these employers. All pension contributions to date have come solely from these employers (which also includes pension costs paid in the form of withholdings from employees). The retirement systems may allocate a portion of the employer contributions to provide for these OPEB benefits. In addition, health care plan enrollees pay a portion of the health care costs in the form of a monthly premium. State statute requires the retirement systems to amortize unfunded pension liabilities within 30 years. If the pension amortization period exceeds 30 years, each retirement system’s board must propose corrective action to the State legislature. Any resulting legislative change to benefits or funding could significantly affect the net pension/OPEB liability (asset). Resulting adjustments to the net pension/OPEB liability (asset) would be effective when the changes are legally enforceable. The Ohio Revised Code permits but does not require the retirement systems to provide healthcare to eligible benefit recipients.

The proportionate share of each plan’s unfunded benefits is presented as a long-term *net pension/OPEB liability (asset)* on the accrual basis of accounting. Any liability for the contractually-required pension/OPEB contribution outstanding at the end of the year is included in *intergovernmental payable* on both the accrual and modified accrual bases of accounting.

The remainder of this note includes the required pension disclosures. See note 11 for the required OPEB disclosures.

Pickaway-Ross Career and Technology Center

Notes to the Basic Financial Statements

For the Fiscal Year Ended June 30, 2022

School Employees Retirement System (SERS)

Plan Description – Center nonteaching employees participate in SERS, a cost-sharing multiple-employer defined benefit pension plan administered by SERS. SERS provides retirement, disability and survivor benefits, annual cost-of-living adjustments, and death benefits to plan members and beneficiaries. Authority to establish and amend benefits is provided by Ohio Revised Code Chapter 3309. SERS issues a publicly available, stand-alone financial report that includes financial statements, required supplementary information, and detailed information about SERS’ fiduciary net position. That report can be obtained by visiting the SERS website at www.ohsers.org under employers/audit resources.

Age and service requirements for retirement are as follows:

	Eligible to Retire on or before August 1, 2017 *	Eligible to Retire on or after August 1, 2017
Full Benefits	Any age with 30 years of service credit	Age 67 with 10 years of service credit; or Age 57 with 30 years of service credit
Actuarially Reduced Benefits	Age 60 with 5 years of service credit Age 55 with 25 years of service credit	Age 62 with 10 years of service credit; or Age 60 with 25 years of service credit

* Members with 25 years of service credit as of August 1, 2017, will be included in this plan.

Annual retirement benefits are calculated based on final average salary multiplied by a percentage that varies based on years of service; 2.2 percent for the first thirty years of service and 2.5 percent for years of service credit over 30. Final average salary is the average of the highest three years of salary.

An individual whose benefit effective date is before April 1, 2018, is eligible for a cost of living adjustment (COLA) on the first anniversary date of the benefit. New benefit recipients must wait until the fourth anniversary of their benefit for COLA eligibility. The COLA is added each year to the base benefit amount on the anniversary date of the benefit. The COLA is indexed to the percentage increase in the CPI-W, not to exceed 2.5 percent and with a floor of 0 percent. A three-year COLA suspension was in effect for all benefit recipients for the years 2018, 2019, and 2020. The Retirement Board approved a 0.5 percent COLA for calendar year 2021.

Funding Policy – Plan members are required to contribute 10 percent of their annual covered salary and the Center is required to contribute 14 percent of annual covered payroll. The contribution requirements of plan members and employers are established and may be amended by the SERS’ Retirement Board up to statutory maximum amounts of 10 percent for plan members and 14 percent for employers. The Retirement Board, acting with the advice of the actuary, allocates the employer contribution rate among four of the System’s funds (Pension Trust Fund, Death Benefit Fund, Medicare B Fund, and Health Care Fund). For the fiscal year ended June 30, 2022, the allocation to pension, death benefits, and Medicare B was 14.0 percent. For fiscal year 2022, the Retirement Board did not allocate any employer contribution to the Health Care Fund.

The Center’s contractually required contributions to SERS were \$272,938 for fiscal year 2022. Of this amount, \$0 was reported as an intergovernmental payable.

State Teachers Retirement System (STRS)

Plan Description – Center licensed teachers and other certified faculty members participate in STRS Ohio, a cost-sharing multiple-employer public employee retirement system administered by STRS. STRS provides retirement and disability benefits to members and death and survivor benefits to beneficiaries. STRS issues a stand-alone financial report that includes financial statements, required supplementary information, and detailed information about STRS’ fiduciary net position. That report can be obtained by writing to STRS, 275 E. Broad St., Columbus, OH 43215-3771, by calling (888) 227-7877, or by visiting the STRS website at www.strsoh.org.

Pickaway-Ross Career and Technology Center

Notes to the Basic Financial Statements

For the Fiscal Year Ended June 30, 2022

New members have a choice of three retirement plans; a Defined Benefit (DB) Plan, a Defined Contribution (DC) Plan, and a Combined Plan. Benefits are established by Ohio Revised Code Chapter 3307.

The DB plan offers an annual retirement allowance based on final average salary multiplied by a percentage that varies based on years of service. Effective August 1, 2015, the calculation is 2.2 percent of final average salary for the five highest years of earnings multiplied by all years of service. In April 2017, the Retirement Board made the decision to reduce COLA granted on or after July 1, 2017, to 0 percent to preserve the fiscal integrity of the retirement system. Benefit recipients' base benefit and past cost-of living increases are not affected by this change. Eligibility changes will be phased in until August 1, 2026, when retirement eligibility for unreduced benefits will be five years of service credit and age 65, or 35 years of service credit and at least age 60.

Eligibility changes for DB Plan members who retire with actuarially reduced benefits will be phased in until August 1, 2026, when retirement eligibility will be five years of qualifying service credit and age 60, or 30 years of service credit at any age.

The DC Plan allows members to place all their member contributions and 9.53 percent of the 14 percent employer contributions into an investment account. The member determines how to allocate the member and employer money among various investment choices offered by STRS. The remaining 4.47 percent of the 14 percent employer rate is allocated to the defined benefit unfunded liability. A member is eligible to receive a retirement benefit at age 50 and termination of employment. The member may elect to receive a lifetime monthly annuity or a lump sum withdrawal.

The Combined Plan offers features of both the DB Plan and the DC Plan. In the Combined Plan, 12 percent of the 14 percent member rate is deposited into the member's DC account and the remaining 2 percent is applied to the DB Plan. Member contributions to the DC Plan are allocated among investment choices by the member, and contributions to the DB Plan from the employer and the member are used to fund the defined benefit payment at a reduced level from the regular DB Plan. The defined benefit portion of the Combined Plan payment is payable to a member on or after age 60 with five years of service. The defined contribution portion of the account may be taken as a lump sum payment or converted to a lifetime monthly annuity at age 50 and after termination of employment.

New members who choose the DC plan or Combined Plan will have another opportunity to reselect a permanent plan during their fifth year of membership. Members may remain in the same plan or transfer to another STRS plan. The optional annuitization of a member's defined contribution account or the defined contribution portion of a member's Combined Plan account to a lifetime benefit results in STRS bearing the risk of investment gain or loss on the account. STRS has therefore included all three plan options as one defined benefit plan for GASB 68 reporting purposes.

A DB or Combined Plan member with five or more years of credited service who is determined to be disabled may qualify for a disability benefit. New members on or after July 1, 2013, must have at least ten years of qualifying service credit to apply for disability benefits. Members in the DC Plan who become disabled are entitled only to their account balance. Eligible survivors of members who die before service retirement may qualify for monthly benefits. If a member of the DC Plan dies before retirement benefits begin, the member's designated beneficiary is entitled to receive the member's account balance.

Funding Policy – Employer and member contribution rates are established by the State Teachers Retirement Board and limited by Chapter 3307 of the Ohio Revised Code. The fiscal year 2022 employer and employee contribution rate of 14 percent was equal to the statutory maximum rates. For fiscal year 2022, the full employer contribution was allocated to pension.

The Center's contractually required contributions to STRS were \$1,340,268 for fiscal year 2022. Of this amount, \$228,509 is reported as an intergovernmental payable.

Pickaway-Ross Career and Technology Center

Notes to the Basic Financial Statements

For the Fiscal Year Ended June 30, 2022

Pension Liabilities, Pension Expense, and Deferred Outflows of Resources and Deferred Inflows of Resources Related to Pensions

The net pension liability was measured as of June 30, 2021 and the total pension liability used to calculate the net pension liability was determined by an actuarial valuation as of that date. The Center's proportion of the net pension liability was based on the Center's share of contributions to the pension plan relative to the contributions of all participating entities. Following is information related to the proportionate share and pension expense:

	<u>SERS</u>	<u>STRS</u>	<u>Total</u>
Proportion of the Net Pension Liability			
Current Measurement Date	0.05962270%	0.079467708%	
Proportion of the Net Pension Liability			
Prior Measurement Date	<u>0.05957320%</u>	<u>0.081331160%</u>	
Change in Proportionate Share	<u>0.00004950%</u>	<u>-0.001863452%</u>	
Proportionate Share of the Net			
Pension Liability	\$2,199,905	\$10,160,661	\$12,360,566
Pension Expense	(\$26,924)	(\$91,902)	(\$118,826)

At June 30, 2022, the Center reported deferred outflows of resources and deferred inflows of resources related to pensions from the following sources:

	<u>SERS</u>	<u>STRS</u>	<u>Total</u>
<i>Deferred Outflows of Resources</i>			
Differences between expected and actual experience	\$211	\$313,915	\$314,126
Changes of assumptions	46,324	2,818,751	2,865,075
Changes in proportion and differences between Center contributions and proportionate share of contributions	38,153	0	38,153
Center contributions subsequent to the measurement date	<u>272,938</u>	<u>1,340,268</u>	<u>1,613,206</u>
Total Deferred Outflows of Resources	<u>\$357,626</u>	<u>\$4,472,934</u>	<u>\$4,830,560</u>
<i>Deferred Inflows of Resources</i>			
Differences between expected and actual experience	\$57,053	\$63,686	\$120,739
Net difference between projected and actual earnings on pension plan investments	1,133,015	8,756,544	9,889,559
Changes in proportion and differences between Center contributions and proportionate share of contributions	<u>11,794</u>	<u>576,959</u>	<u>588,753</u>
Total Deferred Inflows of Resources	<u>\$1,201,862</u>	<u>\$9,397,189</u>	<u>\$10,599,051</u>

Pickaway-Ross Career and Technology Center

Notes to the Basic Financial Statements

For the Fiscal Year Ended June 30, 2022

\$1,613,206 reported as deferred outflows of resources related to pension resulting from Center contributions subsequent to the measurement date will be recognized as a reduction of the net pension liability in the year ending June 30, 2023. Other amounts reported as deferred outflows of resources and deferred inflows of resources related to pension will be recognized in pension expense as follows:

Fiscal Year Ending June 30:	SERS	STRS	Total
2023	(\$248,832)	(\$1,632,431)	(\$1,881,263)
2024	(251,184)	(1,358,931)	(1,610,115)
2025	(269,391)	(1,442,230)	(1,711,621)
2026	(347,767)	(1,830,931)	(2,178,698)
Total	<u>(\$1,117,174)</u>	<u>(\$6,264,523)</u>	<u>(\$7,381,697)</u>

Actuarial Assumptions - SERS

SERS' total pension liability was determined by their actuaries in accordance with GASB Statement No. 67, as part of their annual actuarial valuation for each defined benefit retirement plan. Actuarial valuations of an ongoing plan involve estimates of the value of reported amounts (e.g., salaries, credited service) and assumptions about the probability of occurrence of events far into the future (e.g., mortality, disabilities, retirements, employment termination). Actuarially determined amounts are subject to continual review and potential modifications, as actual results are compared with past expectations and new estimates are made about the future.

Projections of benefits for financial reporting purposes are based on the substantive plan (the plan as understood by the employers and plan members) and include the types of benefits provided at the time of each valuation and the historical pattern of sharing benefit costs between the employers and plan members to that point. The projection of benefits for financial reporting purposes does not explicitly incorporate the potential effects of legal or contractual funding limitations.

Actuarial calculations reflect a long-term perspective. For a newly hired employee, actuarial calculations will take into account the employee's entire career with the employer and also take into consideration the benefits, if any, paid to the employee after termination of employment until the death of the employee and any applicable contingent annuitant. In many cases actuarial calculations reflect several decades of service with the employer and the payment of benefits after termination.

Key methods and assumptions used in calculating the total pension liability in the latest actuarial valuation, prepared as of June 30, 2021, compared with June 30, 2020, are presented below:

	June 30, 2021	June 30, 2020
Inflation	2.4 percent	3.00 percent
Future Salary Increases, including inflation	3.25 percent to 13.58 percent	3.50 percent to 18.20 percent
COLA or Ad Hoc COLA	2.0 percent, on or after April 1, 2018, COLAs for future retirees will be delayed for three years following commencement	2.5 percent
Investment Rate of Return	7.00 percent net of System expenses	7.50 percent net of investment expense, including inflation
Actuarial Cost Method	Entry Age Normal (Level Percent of Payroll)	Entry Age Normal (Level Percent of Payroll)

Pickaway-Ross Career and Technology Center

Notes to the Basic Financial Statements

For the Fiscal Year Ended June 30, 2022

Mortality rates for 2021 were based on the PUB-2010 General Employee Amount Weight Below Median Healthy Retiree mortality table projected to 2017 with ages set forward 1 year and adjusted 94.20 percent for males and set forward 2 years and adjusted 81.35 percent for females. Mortality among disabled members were based upon the PUB-2010 General Disabled Retiree mortality table projected to 2017 with ages set forward 5 years and adjusted 103.3 percent for males and set forward 3 years and adjusted 106.8 percent for females. Future improvement in mortality rates is reflected by applying the MP-2020 projection scale generationally.

Mortality rates for 2020 were based on the RP-2014 Blue Collar Mortality Table with fully generational projection and a five year age set-back for both males and females. Mortality among service retired members, and beneficiaries were based upon the RP-2014 Blue Collar Mortality Table with fully generational projection with Scale BB, 120 percent of male rates, and 110 percent of female rates. Mortality among disabled members were based upon the RP-2000 Disabled Mortality Table, 90 percent for male rates and 100 percent for female rates, set back five years is used for the period after disability retirement.

The most recent experience study was completed for the five year period ended June 30, 2020.

The long-term return expectation for the Pension Plan Investments has been determined by using a building-block approach and assumes a time horizon, as defined in SERS' Statement of Investment Policy. A forecasted rate of inflation serves as the baseline for the return expectation. Various real return premiums over the baseline inflation rate have been established for each asset class. The long-term expected nominal rate of return has been determined by calculating an arithmetic weighted average of the expected real return premiums for each asset class, adding the projected inflation rate, and adding the expected return from rebalancing uncorrelated asset classes.

<u>Asset Class</u>	<u>Target Allocation</u>	<u>Long-Term Expected Real Rate of Return</u>
Cash	2.00 %	(0.33) %
US Equity	24.75	5.72
Non-US Equity Developed	13.50	6.55
Non-US Equity Emerging	6.75	8.54
Fixed Income/Global Bonds	19.00	1.14
Private Equity	11.00	10.03
Real Estate/Real Assets	16.00	5.41
Multi-Asset Strategy	4.00	3.47
Private Debt/Private Credit	3.00	5.28
Total	<u>100.00 %</u>	

Discount Rate The total pension liability for 2021 was calculated using the discount rate of 7.00 percent. The discount rate for 2020 was 7.5 percent. The projection of cash flows used to determine the discount rate assumed the contributions from employers and from the members would be computed based on contribution requirements as stipulated by State statute. Projected inflows from investment earnings were calculated using the long-term assumed investment rate of return (7.00 percent). Based on those assumptions, the plan's fiduciary net position was projected to be available to make all future benefit payments of current plan members. Therefore, the long-term expected rate of return on pension plan investments was applied to all periods of projected benefits to determine the total pension liability.

Pickaway-Ross Career and Technology Center

Notes to the Basic Financial Statements

For the Fiscal Year Ended June 30, 2022

Sensitivity of the Center's Proportionate Share of the Net Pension Liability to Changes in the Discount Rate Net pension liability is sensitive to changes in the discount rate, and to illustrate the potential impact the following table presents the net pension liability calculated using the discount rate of 7.00 percent, as well as what each plan's net pension liability would be if it were calculated using a discount rate that is one percentage point lower (6.00 percent), or one percentage point higher (8.00 percent) than the current rate.

	1% Decrease (6.00%)	Current Discount Rate (7.00%)	1% Increase (8.00%)
Center's proportionate share of the net pension liability	\$3,660,101	\$2,199,905	\$968,457

Actuarial Assumptions - STRS

Key methods and assumptions used in the June 30, 2021, actuarial valuation compared to those used in the June 30, 2020, actuarial valuation are presented below:

	June 30, 2021	June 30, 2020
Inflation	2.50 percent	2.50 percent
Projected salary increases	12.50 percent at age 20 to 2.50 percent at age 65	12.50 percent at age 20 to 2.50 percent at age 65
Investment Rate of Return	7.00 percent, net of investment expenses, including inflation	7.45 percent, net of investment expenses, including inflation
Discount Rate of Return	7.00 percent	7.45 percent
Payroll Increases	3.00 percent	3.00 percent
Cost-of-Living Adjustments (COLA)	0.0 percent	0.0 percent,

Post-retirement mortality rates are based on the RP-2014 Annuitant Mortality Table with 50 percent of rates through age 69, 70 percent of rates between ages 70 and 79, 90 percent of rates between ages 80 and 84, and 100 percent of rates thereafter, projected forward generationally using mortality improvement scale MP-2016. Pre-retirement mortality rates are based on RP-2014 Employee Mortality Table, projected forward generationally using mortality improvement scale MP-2016. Post-retirement disabled mortality rates are based on the RP-2014 Disabled Mortality Table with 90 percent of rates for males and 100 percent of rates for females, projected forward generationally using mortality improvement scale MP-2016.

Actuarial assumptions used in the June 30, 2021, valuation are based on the results of an actuarial experience study for the period July 1, 2011 through June 30, 2016.

STRS' investment consultant develops an estimate range for the investment return assumption based on the target allocation adopted by the Retirement Board. The target allocation and long-term expected rate of return for each major asset class are summarized as follows:

Pickaway-Ross Career and Technology Center

Notes to the Basic Financial Statements

For the Fiscal Year Ended June 30, 2022

Asset Class	Target Allocation	Long-Term Expected Rate of Return*
Domestic Equity	28.00 %	7.35 %
International Equity	23.00	7.55
Alternatives	17.00	7.09
Fixed Income	21.00	3.00
Real Estate	10.00	6.00
Liquidity Reserves	1.00	2.25
Total	<u>100.00 %</u>	

*Ten year annualized geometric nominal returns, which include the real rate of return and inflation of 2.25 percent and does not include investment expenses. Over a 30-year period, STRS' investment consultant indicates that the above target allocations should generate a return above the actuarial rate of return, without net value added by management.

Discount Rate The discount rate used to measure the total pension liability was 7.00 percent as of June 30, 2021, and was 7.45 percent as of June 30, 2020. The projection of cash flows used to determine the discount rate assumes that member and employer contributions will be made at the statutory contribution rates in accordance with rate increases described above. For this purpose, only employer contributions that are intended to fund benefits of current plan members and their beneficiaries are included. Based on those assumptions, STRS' fiduciary net position was projected to be available to make all projected future benefit payments to current plan members as of June 30, 2021. Therefore, the long-term expected rate of return on pension plan investments of 7.00 percent was applied to all periods of projected benefit payment to determine the total pension liability as of June 30, 2021.

Sensitivity of the Center's Proportionate Share of the Net Pension Liability to Changes in the Discount Rate The following table presents the Center's proportionate share of the net pension liability calculated using the current period discount rate assumption of 7.00 percent, as well as what the Center's proportionate share of the net pension liability would be if it were calculated using a discount rate that is one-percentage-point lower (6.00 percent) or one-percentage-point higher (8.00 percent) than the current rate:

	1% Decrease (6.00%)	Current Discount Rate (7.00%)	1% Increase (8.00%)
Center's proportionate share of the net pension liability	\$19,027,115	\$10,160,661	\$2,668,526

Changes Between the Measurement Date and the Reporting date In February 2022, the Board approved changes to demographic measures that will impact the June 30, 2022, actuarial valuation. These demographic measures include retirement, salary increase, disability/termination and mortality assumptions. In March 2022, the STRS Board approved benefit plan changes to take effect on July 1, 2022. These changes include a one-time three percent cost-of-living increase (COLA) to be paid to eligible benefit recipients and the elimination of the age 60 requirement for retirement age and service eligibility that was set to take effect in 2026. The effect on the net pension liability is unknown.

Pickaway-Ross Career and Technology Center

Notes to the Basic Financial Statements

For the Fiscal Year Ended June 30, 2022

Note 11 – Postemployment Benefits

See note 10 for a description of the net OPEB liability (asset).

School Employees Retirement System (SERS)

Health Care Plan Description - The Center contributes to the SERS Health Care Fund, administered by SERS for non-certificated retirees and their beneficiaries. For GASB 75 purposes, this plan is considered a cost-sharing other postemployment benefit (OPEB) plan. SERS' Health Care Plan provides healthcare benefits to eligible individuals receiving retirement, disability, and survivor benefits, and to their eligible dependents. Members who retire after June 1, 1986, need 10 years of service credit, exclusive of most types of purchased credit, to qualify to participate in SERS' health care coverage. The following types of credit purchased after January 29, 1981 do not count toward health care coverage eligibility: military, federal, out-of-state, municipal, private school, exempted, and early retirement incentive credit. In addition to age and service retirees, disability benefit recipients and beneficiaries who are receiving monthly benefits due to the death of a member or retiree, are eligible for SERS' health care coverage. Most retirees and dependents choosing SERS' health care coverage are over the age of 65 and therefore enrolled in a fully insured Medicare Advantage plan; however, SERS maintains a traditional, self-insured preferred provider organization for its non-Medicare retiree population. For both groups, SERS offers a self-insured prescription drug program. Health care is a benefit that is permitted, not mandated, by statute. The financial report of the Plan is included in the SERS Annual Comprehensive Financial Report which can be obtained on SERS' website at www.ohsers.org under Employers/Audit Resources.

Access to health care for retirees and beneficiaries is permitted in accordance with Section 3309 of the Ohio Revised Code. The Health Care Fund was established and is administered in accordance with Internal Revenue Code Section 105(e). SERS' Retirement Board reserves the right to change or discontinue any health plan or program. Active employee members do not contribute to the Health Care Plan. The SERS Retirement Board established the rules for the premiums paid by the retirees for health care coverage for themselves and their dependents or for their surviving beneficiaries. Premiums vary depending on the plan selected, qualified years of service, Medicare eligibility, and retirement status.

Funding Policy - State statute permits SERS to fund the health care benefits through employer contributions. Each year, after the allocation for statutorily required pensions and benefits, the Retirement Board may allocate the remainder of the employer contribution of 14 percent of covered payroll to the Health Care Fund in accordance with the funding policy. For fiscal year 2022, no allocation was made to health care. An additional health care surcharge on employers is collected for employees earning less than an actuarially determined minimum compensation amount, pro-rated if less than a full year of service credit was earned. For fiscal year 2022, this amount was \$25,000. Statutes provide that no employer shall pay a health care surcharge greater than 2 percent of that employer's SERS-covered payroll; nor may SERS collect in aggregate more than 1.5 percent of the total statewide SERS-covered payroll for the health care surcharge. For fiscal year 2022, the Center's surcharge obligation was \$18,600.

The surcharge, added to the allocated portion of the 14 percent employer contribution rate is the total amount assigned to the Health Care Fund. The Center's contractually required contribution to SERS for health care was \$18,600 for fiscal year 2022. Of this amount, \$18,600 was reported as an intergovernmental payable.

Plan Description - State Teachers Retirement System (STRS)

Plan Description – The State Teachers Retirement System of Ohio (STRS) administers a cost-sharing Health Plan administered for eligible retirees who participated in the defined benefit or combined pension plans offered by STRS. Ohio law authorizes STRS to offer this plan. Benefits include hospitalization, physicians' fees, prescription drugs and partial reimbursement of monthly Medicare Part B premiums. The Plan is included in the report of STRS which can be obtained by visiting www.strsoh.org or by calling (888) 227-7877.

Pickaway-Ross Career and Technology Center

Notes to the Basic Financial Statements

For the Fiscal Year Ended June 30, 2022

Funding Policy – Ohio Revised Code Chapter 3307 authorizes STRS to offer the Plan and gives the Retirement Board discretionary authority over how much, if any, of the health care costs will be absorbed by STRS. Active employee members do not contribute to the Health Care Plan. Nearly all health care plan enrollees, for the most recent year, pay a portion of the health care costs in the form of a monthly premium. Under Ohio law, funding for post-employment health care may be deducted from employer contributions, currently 14 percent of covered payroll. For the fiscal year ended June 30, 2022, STRS did not allocate any employer contributions to post-employment health care.

Net OPEB Liability (Asset), OPEB Expense, and Deferred Outflows of Resources and Deferred Inflows of Resources Related to OPEB

The net OPEB liability (asset) was measured as of June 30, 2021, and the total OPEB liability used to calculate the net OPEB liability (asset) was determined by an actuarial valuation as of that date. The Center's proportion of the net OPEB liability (asset) was based on the Center's share of contributions to the respective retirement systems relative to the contributions of all participating entities. Following is information related to the proportionate share and OPEB expense (gain):

	<u>SERS</u>	<u>STRS</u>	<u>Total</u>
Proportion of the Net OPEB Liability (Asset)			
Current Measurement Date	0.05778050%	0.079467708%	
Proportion of the Net OPEB Liability (Asset)			
Prior Measurement Date	<u>0.05837780%</u>	<u>0.081331160%</u>	
Change in Proportionate Share	<u>-0.00059730%</u>	<u>-0.001863452%</u>	
Proportionate Share of the Net			
OPEB Liability	\$1,093,543	\$0	\$1,093,543
Proportionate Share of the Net			
OPEB Asset	\$0	(\$1,675,512)	(\$1,675,512)
OPEB Expense (Gain)	(\$102,886)	(\$62,898)	(\$165,784)

At June 30, 2022, the Center reported deferred outflows of resources and deferred inflows of resources related to OPEB from the following sources:

Pickaway-Ross Career and Technology Center

Notes to the Basic Financial Statements

For the Fiscal Year Ended June 30, 2022

	<u>SERS</u>	<u>STRS</u>	<u>Total</u>
<i>Deferred Outflows of Resources</i>			
Differences between expected and actual experience	\$11,655	\$59,659	\$71,314
Changes of assumptions	171,550	107,025	278,575
Changes in proportionate share and difference between Center contributions and proportionate share of contributions	52,771	43,852	96,623
Center contributions subsequent to the measurement date	<u>18,600</u>	<u>0</u>	<u>18,600</u>
Total Deferred Outflows of Resources	<u>\$254,576</u>	<u>\$210,536</u>	<u>\$465,112</u>
 <i>Deferred Inflows of Resources</i>			
Differences between expected and actual experience	\$544,633	\$306,983	\$851,616
Changes of assumptions	149,751	999,566	1,149,317
Net difference between projected and actual earnings on OPEB plan investments	23,757	464,424	488,181
Changes in proportionate share and difference between Center contributions and proportionate share of contributions	<u>210,293</u>	<u>21,944</u>	<u>232,237</u>
Total Deferred Inflows of Resources	<u>\$928,434</u>	<u>\$1,792,917</u>	<u>\$2,721,351</u>

\$18,600 reported as deferred outflows of resources related to OPEB resulting from Center contributions subsequent to the measurement date will be recognized as a reduction of the net OPEB liability or increase in the net OPEB asset in the fiscal year ending June 30, 2023. Other amounts reported as deferred outflows of resources and deferred inflows of resources related to OPEB will be recognized in OPEB expense as follows:

	<u>SERS</u>	<u>STRS</u>	<u>Total</u>
Fiscal Year Ending June 30:			
2023	(\$174,853)	(\$443,508)	(\$618,361)
2024	(175,018)	(431,884)	(606,902)
2025	(172,552)	(446,632)	(619,184)
2026	(106,594)	(195,452)	(302,046)
2027	(47,819)	(66,276)	(114,095)
Thereafter	<u>(15,622)</u>	<u>1,371</u>	<u>(14,251)</u>
Total	<u>(\$692,458)</u>	<u>(\$1,582,381)</u>	<u>(\$2,274,839)</u>

Actuarial Assumptions - SERS

The total OPEB liability is determined by SERS' actuaries in accordance with GASB Statement No. 74, as part of their annual actuarial valuation for each retirement plan. Actuarial valuations of an ongoing plan involve estimates of the value of reported amounts (e.g., salaries, credited service) and assumptions about the probability of occurrence of events far into the future (e.g., mortality, disabilities, retirements, employment terminations). Actuarially determined amounts are subject to continual review and potential modifications, as actual results are compared with past expectations and new estimates are made about the future.

Projections of benefits for financial reporting purposes are based on the substantive plan (the plan as understood by the employers and plan members) and include the types of benefits provided at the time of each valuation and the historical pattern of sharing benefit costs between the employers and plan members to that point. The projection of

Pickaway-Ross Career and Technology Center

Notes to the Basic Financial Statements

For the Fiscal Year Ended June 30, 2022

benefits for financial reporting purposes does not explicitly incorporate the potential effects of legal or contractual funding limitations.

Actuarial calculations reflect a long-term perspective. For a newly hired employee, actuarial calculations will take into account the employee's entire career with the employer and also take into consideration the benefits, if any, paid to the employee after termination of employment until the death of the employee and any applicable contingent annuitant. In many cases, actuarial calculations reflect several decades of service with the employer and the payment of benefits after termination.

Key methods and assumptions used in calculating the total OPEB liability in the latest actuarial valuation date of June 30, 2021, compared with June 30, 2020, are presented below:

	June 30, 2021	June 30, 2020
Inflation	2.40 percent	3.00 percent
Future Salary Increases, including inflation		
Wage Increases	3.25 percent to 13.58 percent	3.50 percent to 18.20 percent
Investment Rate of Return	7.00 percent, net of investment expenses, including inflation	7.50 percent, net of investment expenses, including inflation
Municipal Bond Index Rate:		
Measurement Date	1.92 percent	2.45 percent
Prior Measurement Date	2.45 percent	3.13 percent
Single Equivalent Interest Rate, net of plan investment expense, including price inflation		
Measurement Date	2.27 percent	2.63 percent
Prior Measurement Date	2.63 percent	3.22 percent
Medical Trend Assumption		
Medicare	5.125 to 4.40 percent	5.25 to 4.75 percent
Pre-Medicare	6.75 to 4.40 percent	7.00 to 4.75 percent

For 2021, mortality rates among healthy retirees were based on the PUB-2010 General Employee Amount Weighted Below Median Healthy Retiree mortality table projected to 2017 with ages set forward 1 year and adjusted 94.20 percent for males and set forward 2 years and adjusted 81.35 percent for females. Mortality among disabled members were based upon the PUB-2010 General Disabled Retiree mortality table projected to 2017 with ages set forward 5 years and adjusted 103.3 percent for males and set forward 3 years and adjusted 106.8 percent for females. Mortality rates for contingent survivors were based on PUB-2010 General Amount Weighted Below Median Contingent Survivor mortality table projected to 2017 with ages set forward 1 year and adjusted 105.5 percent for males and adjusted 122.5 percent for females. Mortality rates for actives is based on PUB-2010 General Amount Weighted Below Median Employee mortality table.

For 2020, mortality rates were based on the RP-2014 Blue Collar Mortality Table with fully generational projection and Scale BB, 120 percent of male rates and 110 percent of female rates. RP-2000 Disabled Mortality Table with 90 percent for male rates and 100 percent for female rates set back five years.

The most recent experience study was completed for the five year period ended June 30, 2020.

The long-term expected rate of return on plan assets is reviewed as part of the actuarial five-year experience study. The most recent study covers fiscal years 2015 through 2020, and was adopted by the Board in 2021. Several factors are considered in evaluating the long-term rate of return assumption including long-term historical data, estimates inherent in current market data, and a log-normal distribution analysis in which best-estimate ranges of expected future real rates of return were developed by the investment consultant for each major asset class. These ranges were

Pickaway-Ross Career and Technology Center

Notes to the Basic Financial Statements

For the Fiscal Year Ended June 30, 2022

combined to produce the long-term expected rate of return, 7.00 percent, by weighting the expected future real rates of return by the target asset allocation percentage and then adding expected inflation. The capital market assumptions developed by the investment consultant are intended for use over a 10-year horizon and may not be useful in setting the long-term rate of return for funding pension plans which covers a longer timeframe. The assumption is intended to be a long-term assumption and is not expected to change absent a significant change in the asset allocation, a change in the inflation assumption, or a fundamental change in the market that alters expected returns in future years.

The target asset allocation and best estimates of arithmetic real rates of return for each major asset class, as used in the June 30, 2020 five-year experience study, are summarized as follows:

<u>Asset Class</u>	<u>Target Allocation</u>	<u>Long-Term Expected Real Rate of Return</u>
Cash	2.00 %	(0.33) %
US Equity	24.75	5.72
Non-US Equity Developed	13.50	6.55
Non-US Equity Emerging	6.75	8.54
Fixed Income/Global Bonds	19.00	1.14
Private Equity	11.00	10.03
Real Estate/Real Assets	16.00	5.41
Multi-Asset Strategy	4.00	3.47
Private Debt/Private Credit	3.00	5.28
Total	<u>100.00 %</u>	

Discount Rate The discount rate used to measure the total OPEB liability at June 30, 2021 was 2.27 percent. The discount rate used to measure total OPEB liability prior to June 30, 2021, was 2.63 percent. The projection of cash flows used to determine the discount rate assumed that contributions will be made from members and the System at the contribution rate of 1.50 percent of projected covered payroll each year, which includes a 1.50 percent payroll surcharge and no contributions from the basic benefits plan. Based on these assumptions, the OPEB plan's fiduciary net position was projected to become insufficient to make all projected future benefit payments of current System members by SERS actuaries. The Municipal Bond Index Rate is used in the determination of the SEIR for both the June 30, 2020 and the June 30, 2021 total OPEB liability. The Municipal Bond Index rate is the single rate that will generate a present value of benefit payments equal to the sum of the present value determined by the long-term expected rate of return, and the present value determined by discounting those benefits after the date of depletion. The Municipal Bond Index Rate is 1.92 percent at June 30, 2021 and 2.45 percent at June 30, 2020.

Sensitivity of the Center's Proportionate Share of the Net OPEB Liability to Changes in the Discount Rate and Changes in the Health Care Cost Trend Rates The net OPEB liability is sensitive to changes in the discount rate and the health care cost trend rate. The following table presents the net OPEB liability of SERS, what SERS' net OPEB liability would be if it were calculated using a discount rate that is 1 percentage point lower (1.27%) and higher (3.27%) than the current discount rate (2.27%). Also shown is what SERS' net OPEB liability would be based on health care cost trend rates that are 1 percentage point lower (5.75% decreasing to 3.40%) and higher (7.75% decreasing to 5.40%) than the current rate.

	<u>1% Decrease (1.27%)</u>	<u>Current Discount Rate (2.27%)</u>	<u>1% Increase (3.27%)</u>
Center's proportionate share of the net OPEB liability	\$1,355,033	\$1,093,543	\$884,647

Pickaway-Ross Career and Technology Center

Notes to the Basic Financial Statements

For the Fiscal Year Ended June 30, 2022

	1% Decrease (5.75% decreasing to 3.40%)	Current Trend Rate (6.75% decreasing to 4.40%)	1% Increase (7.75% decreasing to 5.40%)
Center's proportionate share of the net OPEB liability	\$841,939	\$1,093,543	\$1,429,610

Actuarial Assumptions – STRS

Key methods and assumptions used in the June 30, 2021, actuarial valuation and the June 30, 2020, actuarial valuation are presented below:

	June 30, 2021	June 30, 2020
Projected salary increases	12.50 percent at age 20 to 2.50 percent at age 65	12.50 percent at age 20 to 2.50 percent at age 65
Investment Rate of Return	7.00 percent, net of investment expenses, including inflation	7.45 percent, net of investment expenses, including inflation
Payroll Increases	3 percent	3 percent
Discount Rate of Return	7.00 percent	7.45 percent
Health Care Cost Trends		
Medical		
Pre-Medicare	5.00 percent initial, 4 percent ultimate	5.00 percent initial, 4 percent ultimate
Medicare	-16.18 percent initial, 4 percent ultimate	-6.69 percent initial, 4 percent ultimate
Prescription Drug		
Pre-Medicare	6.50 percent initial, 4 percent ultimate	6.50 percent initial, 4 percent ultimate
Medicare	29.98 initial, 4 percent ultimate	11.87 initial, 4 percent ultimate

Projections of benefits include the historical pattern of sharing benefit costs between the employers and retired plan members.

For healthy retirees the mortality rates are based on the RP-2014 Annuitant Mortality Table with 50 percent of rates through age 69, 70 percent of rates between ages 70 and 79, 90 percent of rates between ages 80 and 84, and 100 percent of rates thereafter, projected forward generationally using mortality improvement scale MP-2016. For disabled retirees, mortality rates are based on the RP-2014 Disabled Mortality Table with 90 percent of rates for males and 100 percent of rates for females, projected forward generationally using mortality improvement scale MP-2016.

Actuarial assumptions used in the June 30, 2021, valuation are based on the results of an actuarial experience study for the period July 1, 2011 through June 30, 2016.

The non-Medicare subsidy percentage was increased effective January 1, 2022 from 2.055 percent to 2.1 percent per year of service. The non-Medicare frozen subsidy base premium was increased effective January 1, 2022. The Medicare Part D Subsidy was updated to reflect it is expected to be negative in CY 2022. The Part B monthly reimbursement elimination date was postponed indefinitely.

STRS' investment consultant develops an estimate range for the investment return assumption based on the target allocation adopted by the Retirement Board. The target allocation and long-term expected rate of return for each major asset class are summarized as follows:

Pickaway-Ross Career and Technology Center

Notes to the Basic Financial Statements

For the Fiscal Year Ended June 30, 2022

Asset Class	Target Allocation	Long-Term Expected Rate of Return*
Domestic Equity	28.00 %	7.35 %
International Equity	23.00	7.55
Alternatives	17.00	7.09
Fixed Income	21.00	3.00
Real Estate	10.00	6.00
Liquidity Reserves	1.00	2.25
Total	100.00 %	

*Ten year annualized geometric nominal returns, which include the real rate of return and inflation of 2.25 percent and does not include investment expenses. Over a 30-year period, STRS' investment consultant indicates that the above target allocations should generate a return above the actuarial rate of return, without net value added by management.

Discount Rate The discount rate used to measure the total OPEB liability was 7.00 percent as of June 30, 2021, and was 7.45 percent as of June 30, 2020. The projection of cash flows used to determine the discount rate assumes STRS continues to allocate no employer contributions to the health care fund. Based on these assumptions, the OPEB plan's fiduciary net position was projected to be available to make all projected future benefit payments to current plan members as of June 30, 2021. Therefore, the long-term expected rate of return on health care plan investments of 7.00 percent was used to measure the total OPEB liability as of June 30, 2021.

Sensitivity of the Center's Proportionate Share of the Net OPEB Asset to Changes in the Discount and Health Care Cost Trend Rate The following table represents the net OPEB asset as of June 30, 2021, calculated using the current period discount rate assumption of 7.00 percent, as well as what the net OPEB asset would be if it were calculated using a discount rate that is one percentage point lower (6.00 percent) or one percentage point higher (8.00 percent) than the current assumption. Also shown is the net OPEB asset as if it were calculated using health care cost trend rates that are one percentage point lower or one percentage point higher than the current health care cost trend rates.

	1% Decrease (6.00%)	Current Discount Rate (7.00%)	1% Increase (8.00%)
Center's proportionate share of the net OPEB asset	(\$1,413,873)	(\$1,675,512)	(\$1,894,071)

	1% Decrease	Current Trend Rate	1% Increase
Center's proportionate share of the net OPEB asset	(\$1,885,216)	(\$1,675,512)	(\$1,416,193)

Pickaway-Ross Career and Technology Center

Notes to the Basic Financial Statements

For the Fiscal Year Ended June 30, 2022

Note 12 – Employee Benefits

Compensated Absences

The criteria for determining vacation and sick leave components are derived from negotiated agreements and State laws. Classified employees earn ten to twenty days of vacation per fiscal year, depending upon length of service. Accumulated, unused vacation time is paid to classified employees and administrators upon termination of employment. Teachers do not earn vacation time. Teachers, administrators, and classified employees earn sick leave at the rate of one and one-fourth days per month. Sick leave may be accumulated up to a maximum of 285 days for all personnel. Upon retirement, payment is made for one-fourth of the first 180 days of accrued, but unused sick leave credit, to a maximum of 45 days, plus one-tenth of days 181 through 285, to a maximum of 10 and one-half days for all employees.

Insurance Benefits

The Center provides life insurance and accidental death and dismemberment insurance to most employees through the Metropolitan Education Council.

Deferred Compensation

Center employees may participate in the Ohio Public Employees Deferred Compensation Plan. This plan was created in accordance with Internal Revenue Code Section 457. Participation is on a voluntary payroll deduction basis. The plan permits deferral of compensation until future years. According to the plan, the deferred compensation is not available until termination, retirement, death or an unforeseeable emergency.

Note 13 – Long-Term Obligations

Long-term debt and other obligations at June 30, 2022 and the related transactions for the year then ended are summarized below:

	Principal Outstanding at 7/1/21	Additions	Deletions	Principal Outstanding at 6/30/22	Amount Due in One Year
Governmental Activities:					
Financed Purchase-QZAB	\$272,887	\$0	(\$272,887)	\$0	\$0
Compensated Absences	1,788,137	462,539	(559,983)	1,690,693	202,236
Net Pension Liability	23,619,544	0	(11,258,978)	12,360,566	0
Net OPEB Liability	1,268,741	0	(175,198)	1,093,543	0
Total Long-Term Obligations	<u>\$26,949,309</u>	<u>\$462,539</u>	<u>(\$12,267,046)</u>	<u>\$15,144,802</u>	<u>\$202,236</u>

Financed Purchase During fiscal year 2006, the Center issued Qualified Zone Academy Bonds (QZAB) in the amount of \$5,220,000 at 0% interest, maturing in September 2021. This agreement also included a grant in the amount of \$853,820, making the total amount to be repaid \$4,366,180. The financed purchase agreement was for building renovations. The agreement meets the criteria of a financed purchase which is defined as a financed purchase which transfers ownership to the lessee. Financed purchase payments are reflected as debt service expenditures in the fund financial statements. Principal payments made during the fiscal year totaled \$272,887 from the General Fund. This was the final payment due on this agreement.

The Center's overall legal debt margin was \$233,386,923 and an unvoted debt margin of \$2,593,188 at June 30, 2022.

Pickaway-Ross Career and Technology Center

Notes to the Basic Financial Statements

For the Fiscal Year Ended June 30, 2022

Note 14 – Interfund Activity

For the fiscal year ended June 30, 2022, transfers in and out that resulted from various interfund transactions were as follows:

	Transfer In	Transfer Out
<i>Major Fund:</i>		
General	\$0	\$553,015
<i>Nonmajor Funds:</i>		
Permanent Improvement	380,000	0
Classroom Facilities Maintenance	173,015	0
Total Nonmajor Funds	<u>553,015</u>	<u>0</u>
Total	<u>\$553,015</u>	<u>\$553,015</u>

The general fund transferred monies to various funds to subsidize operations.

As of June 30, 2022, the Center's interfund receivable/payable balances were as follows:

	Receivable	Payable
<i>Major Fund:</i>		
General	\$130,575	\$0
<i>Nonmajor Funds:</i>		
MGMT Tech Prep	0	1,125
Adult Basic Education		10,588
ESSER		29,360
Vocational Education	0	89,502
Total Nonmajor Funds	<u>0</u>	<u>130,575</u>
Total	<u>\$130,575</u>	<u>\$130,575</u>

The general fund advanced monies to nonmajor special revenue funds in anticipation of grant funds.

Note 15 – Jointly Governed Organizations

Metropolitan Educational Technology Association (META) Solutions – META Solutions is an educational solutions partner providing services across Ohio. META Solutions provides cost-effective fiscal, network, technology and student services, a purchasing cooperative, and other individual services based on each client's needs.

The governing board of META Solutions consists of a president, vice president and six board members who represent the members of META Solutions. The board works with META Solutions' Chief Executive Officer, Chief Operating Officer, and Chief Financial Officer to manage operations and ensure the continued progress of the organization's mission, vision, and values. The Board exercises total control over the operations of the Council including budgeting, appropriating, contracting and designating management. Each member's degree of control is limited to its representation on the Board. The Center paid META Solutions \$82,462 for services provided during the fiscal year. Financial information can be obtained from Ashley Widby, who serves as Chief Financial Officer, at 100 Executive Drive, Marion, Ohio 43302.

Great Seal Education Network of Tomorrow – The Center is a member of the Great Seal Education Network of Tomorrow (the Council). The Council is a regional council of governments consisting of twelve city, local, and joint vocational school districts, two educational service centers and the Ohio University-Chillicothe Campus for the purpose of promoting the use of advanced telecommunications and technology to provide enhanced educational opportunities to the communities of Ross and Pickaway Counties. The Council is operated under the direction of a Board of Directors consisting of one representative (the superintendent or another person appointed by the Board of

Pickaway-Ross Career and Technology Center

Notes to the Basic Financial Statements

For the Fiscal Year Ended June 30, 2022

Education) of each of the members. To obtain financial information, write to the Ohio University-Chillicothe Campus, who acts as fiscal agent, at 571 West Fifth Street, Chillicothe, Ohio 45601.

Note 16 – Public Entity Shared Risk and Insurance Purchasing Pools

Ross County School Employees Insurance Consortium – The Ross County School Employees Insurance Consortium (the Consortium), a shared risk pool, currently operates to provide medical and dental insurance coverage to enrolled employees of the consortium members and to eligible dependents of those enrolled employees. Five school districts within Ross County and its surrounding area have entered into an agreement with the Ross-Pike Educational Service District to form the Ross County School Employees Insurance Consortium. The overall objectives of the Consortium are to formulate and administer a program of medical and dental insurance for the benefit of the Consortium members’ employees and their dependents, to obtain lower costs for insurance coverage, and to secure cost control by implementing a program of comprehensive loss control. The Consortium’s business and affairs are managed by a Council consisting of one representative for each participating school. The participating school districts pay an administrative fee to the fiscal agent to cover the costs of administering the Consortium.

Accordingly, the Ross County School Employees Insurance Consortium is not part of the Center and its operations are not included as part of the reporting entity. To obtain financial information, write to the Ross-Pike Educational Service District, Erin Kirby who serves as Treasurer, at 475 Western Avenue, Chillicothe, Ohio 45601.

Ohio SchoolComp Workers’ Compensation Group Rating Plan – The Center participates in Ohio SchoolComp Workers’ Compensation Group Rating Plan (GRP), an insurance purchasing pool. Each year, the participating school districts pay an enrollment fee to the GRP to cover the costs of administering the program.

Note 17 – Statutory Set-Asides

The Center is required by State statute to annually set aside in the general fund an amount based on a statutory formula for the acquisition or construction of capital improvements. Amounts not spent by year-end or offset by similarly restricted resources received during the year must be held in restricted cash at year-end and carried forward to be used for the same purposes in future years.

The following information describes the change in the year-end set aside amounts for capital acquisition. Disclosure of this information is required by State statute.

	<u>Capital Maintenance</u>
Set-Aside Balance as of June 30, 2021	\$0
Current Year Set-Aside Requirement	174,109
Qualifying Disbursements	(380,000)
Current Year Offsets	<u>(190,341)</u>
Totals	<u>(\$396,232)</u>
Set-Aside Balance as of June 30, 2022	<u>\$0</u>
Total Restricted Assets	<u>\$0</u>

The Center had qualifying disbursements and offsets during the year that reduced the set-aside amount below zero in the capital maintenance set-aside. This extra amount may not be carried forward and used to reduce the set-aside requirements of future years.

Pickaway-Ross Career and Technology Center

Notes to the Basic Financial Statements

For the Fiscal Year Ended June 30, 2022

Note 18 – Significant Commitments

Encumbrances At June 30, 2022, the Center had significant encumbrance commitments in governmental funds as follows:

<i>Major Funds:</i>	
General	\$100,903
Adult Education	63,142
<i>Nonmajor Funds:</i>	
Permanent Improvement	34,947
ESSER	17,092
GEER	233,500
Adult Education	25,963
Human Services	14,000

Contracts On May 12, 2022, the Center entered into a contract commitment with Six Floors Down, Inc. for the purpose of a flooring replacement project. The agreement was in the amount of \$228,000. No monies had been expended as of fiscal year end.

Note 19 – Fund Balances

Fund balance is classified as nonspendable, restricted, committed, assigned and/or unassigned based primarily on the extent to which the Center is bound to observe constraints imposed upon the use of the resources in the government funds. The constraints placed on the fund balance for the major governmental funds and all other governmental funds are presented below:

	General	Adult Education	Other Governmental Funds	Total Governmental Funds
<i>Nonspendable</i>				
Unclaimed Monies	\$17,946	\$0	\$0	\$17,946
<i>Restricted</i>				
Other Purposes	0	0	221,844	221,844
Food Service	0	0	136,803	136,803
Classroom Facilities Maintenance	0	0	954,211	954,211
Adult Education	0	617,353	0	617,353
Total Restricted	0	617,353	1,312,858	1,930,211
<i>Committed</i>				
Termination Benefits	117,339	0	0	117,339
Employee Benefits	930,495	0	0	930,495
Capital Improvements	0	0	1,151,431	1,151,431
Total Committed	1,047,834	0	1,151,431	2,199,265
<i>Assigned</i>				
Other Purposes	84,503	0	0	84,503
<i>Unassigned (Deficit)</i>				
	13,176,849	0	(1,895)	13,174,954
Total Fund Balances	\$14,327,132	\$617,353	\$2,462,394	\$17,406,879

Pickaway-Ross Career and Technology Center

Notes to the Basic Financial Statements

For the Fiscal Year Ended June 30, 2022

Note 20 – Contingencies

Grants

The Center received financial assistance from federal and state agencies in the form of grants. The expenditure of funds received under these programs generally requires compliance with terms and conditions specified in the grant agreements and are subject to audit by the grantor agencies. Any disallowed claims resulting from such audits could become a liability of the general fund or other applicable funds. However, the effect of any such disallowed claims on the overall financial position of the Center at June 30, 2022, if applicable, cannot be determined at this time.

Litigation

The Center is not currently party to litigation.

State Foundation Funding

School District foundation funding is based on the annualized full-time equivalent (FTE) enrollment of each student. The Ohio Department of Education (ODE) is legislatively required to adjust/reconcile funding as enrollment information is updated by schools throughout the State, which can extend past the fiscal year end. As of the date of this report, ODE has not yet finalized these adjustments. Management believes that additional adjustments will result in either a receivable or a payable.

Note 21 – COVID-19

The United States and the State of Ohio declared a state of emergency in March of 2020 due to the COVID-19 pandemic. Ohio's state of emergency ended in June 2021 while the national state of emergency continues. During fiscal year 2022, the School District received COVID-19 funding. The financial impact of COVID-19 and the continuing recovery measures will impact subsequent periods of the School District. The impact on the School District's future operating costs, revenues, and additional recovery from funding, either federal or state, cannot be estimated.

During fiscal year 2022, the Center received ESSER, Governor's Emergency Education Relief Fund (GEER) and Broadband Ohio Connectivity funding in the amounts of \$155,729, \$201,124, and \$9,326, respectively. Of the amounts received, none was sub-granted to other governments and organizations, returned to the granting agency, or spent on-behalf of other governments. The Center did not receive significant donated personal protective equipment as an on-behalf of grant from another government.

Note 22 – New Accounting Principles and Restatement of Balances

For fiscal year 2022, the Center implemented GASB Statement No. 87, "Leases". GASB Statement 87 requires the recognition of certain lease assets and liabilities for leases that previously were classified as operating leases and as inflows of resources or outflows of resources recognized based on the payment provisions of the contract. It establishes a single model for lease accounting based on the foundational principle that leases are financings of the right to use an underlying asset. These changes were incorporated in the Center's fiscal year 2022 financial statements; however, there was no effect on beginning net position/fund balance.

Pickaway-Ross Career and Technology Center
Required Supplementary Information
Schedule of the Center's Proportionate Share of the Net Pension Liability
Last Nine Fiscal Years

	2014	2015	2016	2017	2018	2019	2020	2021	2022
<i>State Teachers Retirement System</i>									
Center's proportion of the net pension liability	0.07813591%	0.07813591%	0.07871369%	0.08050329%	0.08337329%	0.08230577%	0.08198706%	0.08133116%	0.079467708%
Center's proportionate share of the net pension liability	\$22,639,057	\$19,005,357	\$21,754,162	\$26,946,878	\$19,805,504	\$18,097,191	\$18,130,946	\$19,679,247	\$10,160,661
Center's covered-employee payroll	\$8,171,138	\$8,019,362	\$8,349,964	\$8,772,664	\$9,408,950	\$9,353,879	\$9,656,900	\$9,822,300	\$9,741,536
Center's proportionate share of the net pension liability as a percentage of its covered-employee payroll	277.1%	237.0%	260.5%	307.2%	210.5%	193.5%	187.8%	200.4%	104.3%
Plan fiduciary net position as a percentage of the total pension liability	69.3%	74.7%	72.1%	66.8%	75.3%	77.3%	77.4%	75.5%	87.8%
<i>School Employees Retirement System</i>									
Center's proportion of the net pension liability	0.05941800%	0.05941800%	0.06096640%	0.06859640%	0.06514580%	0.05920220%	0.05673850%	0.05957320%	0.05962270%
Center's proportionate share of the net pension liability	\$3,533,398	\$3,007,111	\$3,478,802	\$5,020,624	\$3,892,318	\$3,390,620	\$3,394,764	\$3,940,297	\$2,199,905
Center's covered-employee payroll	\$1,757,153	\$1,707,843	\$1,796,199	\$2,213,221	\$1,861,786	\$1,688,274	\$1,861,556	\$2,041,586	\$1,920,129
Center's proportionate share of the net pension liability as a percentage of its covered-employee payroll	201.1%	176.1%	193.7%	226.8%	209.1%	200.8%	182.4%	193.0%	114.6%
Plan fiduciary net position as a percentage of the total pension liability	65.5%	71.7%	69.2%	63.0%	69.5%	71.4%	70.9%	68.6%	82.9%

The amounts presented are as of the Center's measurement date, which is the prior fiscal year end.

Information not available prior to 2014.

See accompanying notes to the required supplementary information.

Pickaway-Ross Career and Technology Center
Required Supplementary Information
Schedule of the Center's Proportionate Share of the Net OPEB Liability (Asset)
Last Six Fiscal Years

	2017	2018	2019	2020	2021	2022
<i>State Teachers Retirement System</i>						
Center's proportion of the net OPEB liability (asset)	0.08050329%	0.08337329%	0.08230577%	0.08198706%	0.08133116%	0.079467708%
Center's proportionate share of the net OPEB liability (asset)	\$4,458,825	\$3,252,918	(\$1,322,570)	(\$1,357,902)	(\$1,429,394)	(\$1,675,512)
Center's covered-employee payroll	\$8,772,664	\$9,408,950	\$9,353,879	\$9,656,900	\$9,822,300	\$9,741,536
Center's proportionate share of the net OPEB liability (asset) as a percentage of its covered-employee payroll	50.8%	34.6%	-14.1%	-14.1%	-14.6%	-17.2%
Plan fiduciary net position as a percentage of the total OPEB liability (asset)	37.3%	47.1%	176.0%	174.7%	182.1%	174.7%
<i>School Employees Retirement System</i>						
Center's proportion of the net OPEB liability	0.06859640%	0.06463300%	0.06027700%	0.05582130%	0.05837780%	0.05778050%
Center's proportionate share of the net OPEB liability	\$1,842,280	\$1,734,580	\$1,672,247	\$1,403,788	\$1,268,741	\$1,093,543
Center's covered-employee payroll	\$2,213,221	\$1,861,786	\$1,688,274	\$1,861,556	\$2,041,586	\$1,920,129
Center's proportionate share of the net OPEB liability as a percentage of its covered-employee payroll	83.2%	93.2%	99.1%	75.4%	62.1%	57.0%
Plan fiduciary net position as a percentage of the total OPEB liability	11.5%	12.5%	13.6%	15.6%	18.2%	24.1%

The amounts presented are as of the Center's measurement date, which is the prior fiscal year end.

Information not available prior to 2017.

See accompanying notes to the required supplementary information.

Pickaway-Ross Career and Technology Center
Required Supplementary Information
Schedule of Center Contributions
Last Ten Fiscal Years

	2013	2014	2015	2016	2017	2018	2019	2020	2021	2022
<i>State Teachers Retirement System</i>										
Contractually required contribution - pension	\$1,062,248	\$1,042,517	\$1,168,995	\$1,228,173	\$1,317,253	\$1,309,543	\$1,351,966	\$1,375,122	\$1,363,815	\$1,340,268
Contractually required contribution - OPEB	81,711	80,194	0	0	0	0	0	0	0	0
Contractually required contribution - total	1,143,959	1,122,711	1,168,995	1,228,173	1,317,253	1,309,543	1,351,966	1,375,122	1,363,815	1,340,268
Contributions in relation to the contractually required contribution	1,143,959	1,122,711	1,168,995	1,228,173	1,317,253	1,309,543	1,351,966	1,375,122	1,363,815	1,340,268
Contribution deficiency (excess)	\$0	\$0	\$0	\$0	\$0	\$0	\$0	\$0	\$0	\$0
Center's covered-employee payroll	\$8,171,138	\$8,019,362	\$8,349,964	\$8,772,664	\$9,408,950	\$9,353,879	\$9,656,900	\$9,822,300	\$9,741,536	\$9,573,343
Contributions as a percentage of covered-employee payroll - pension	13.00%	13.00%	14.00%	14.00%	14.00%	14.00%	14.00%	14.00%	14.00%	14.00%
Contributions as a percentage of covered-employee payroll - OPEB	1.00%	1.00%	0.00%	0.00%	0.00%	0.00%	0.00%	0.00%	0.00%	0.00%
Contributions as a percentage of covered-employee payroll - total	14.00%	14.00%	14.00%	14.00%	14.00%	14.00%	14.00%	14.00%	14.00%	14.00%
<i>School Employees Retirement System</i>										
Contractually required contribution - pension	\$243,190	\$236,707	\$236,739	\$309,851	\$260,650	\$227,917	\$251,310	\$285,822	\$268,818	\$272,938
Contractually required contribution - OPEB (1)	2,811	2,391	14,729	0	0	8,441	9,308	0	20,043	18,600
Contractually required contribution - total	246,001	239,098	251,468	309,851	260,650	236,358	260,618	285,822	288,861	291,538
Contributions in relation to the contractually required contribution	246,001	239,098	251,468	309,851	260,650	236,358	260,618	285,822	288,861	291,538
Contribution deficiency (excess)	\$0	\$0	\$0	\$0	\$0	\$0	\$0	\$0	\$0	\$0
Center's covered-employee payroll	\$1,757,153	\$1,707,843	\$1,796,199	\$2,213,221	\$1,861,786	\$1,688,274	\$1,861,556	\$2,041,586	\$1,920,129	\$1,949,557
Contributions as a percentage of covered-employee payroll - pension	13.84%	13.86%	13.18%	14.00%	14.00%	13.50%	13.50%	14.00%	14.00%	14.00%
Contributions as a percentage of covered-employee payroll - OPEB	0.16%	0.14%	0.82%	0.00%	0.00%	0.50%	0.50%	0.00%	0.00%	0.00%
Contributions as a percentage of covered-employee payroll - total	14.00%	14.00%	14.00%	14.00%	14.00%	14.00%	14.00%	14.00%	14.00%	14.00%

(1) Excludes surcharge.

See accompanying notes to the required supplementary information.

State Teachers Retirement System

Pension

Changes in benefit terms

There were no changes to benefit terms for fiscal years 2015 through 2017. For fiscal year 2018, the cost of living adjustment (COLA) was reduced to 0 percent effective July 1, 2017. There were no changes to benefit terms for fiscal years 2019 through 2022.

Changes in assumptions

There were no changes in assumptions for fiscal years 2015 through 2017.

For fiscal year 2018, the following were the most significant changes of assumptions that affected the total pension liability since the prior measurement date:

- Inflation assumptions were lowered from 2.75 percent to 2.5 percent.
- Investment return assumptions were lowered from 7.75 percent to 7.45 percent.
- Total salary increases rates were lowered by decreasing merit component of the individual salary increases, as well as by 0.25 percent due to lower inflation.
- Payroll growth assumptions were lowered from 3.5 percent to 3.0 percent.
- Updated the health and disability mortality assumption to the RP-2014 mortality tables with generational improvement scale MP-2016.
- Rates of retirement, termination and disability were modified to better reflect anticipated future experience.

There were no changes in assumptions for fiscal years 2019 through 2021.

For fiscal year 2022, the following was the most significant change of assumptions that affected the total pension liability since the prior measurement date:

- Investment rate of return and discount rate of return assumptions were lowered from 7.45 percent to 7.0 percent.

OPEB

Changes in benefit terms

There were no changes to benefit terms for fiscal year 2017.

For fiscal year 2018, STRS has the following changes in benefit terms since the previous measurement date:

- The HealthSpan HMO plans were eliminated.
- The subsidy multiplier for non-Medicare benefit recipients was reduced to 1.9 percent per year of service from 2.1 percent.
- Medicare Part B premium reimbursements were discontinued for survivors and beneficiaries who were age 65 by 2008 and either receiving a benefit or named as a beneficiary as of January 1, 2008.
- The remaining Medicare Part B premium reimbursements will be phased out over a three-year period.

For fiscal year 2019, the following was the most significant change in benefit terms that affected the total OPEB liability since the prior measurement date:

- The subsidy multiplier for non-Medicare benefit recipients increased from 1.9 percent to 1.944 percent per year of service effective January 1, 2019. The non-Medicare frozen subsidy base premium increased

Pickaway-Ross Career and Technology Center
Notes to the Required Supplementary Information
For the Fiscal Year Ended June 30, 2022

effective January 1, 2019 and all remaining Medicare Part B premium reimbursements were scheduled to be discontinued beginning January 1, 2020, though the STRS Board voted in June 2019 to extent the current Medicare Part B partial reimbursement for one year.

For fiscal year 2020, there was no change to the claims costs process. Claim curves were trended to the fiscal year ending June 30, 2020 to reflect the current price renewals. The non-Medicare subsidy percentage was increased effective January 1, 2020 from 1.944% to 1.984% per year of service. The non-Medicare frozen subsidy base premium was increased effective January 1, 2020. The Medicare subsidy percentages were adjusted effective January 1, 2021 to 2.1% for the Medicare plan. The Medicare Part B monthly reimbursement elimination date was postponed to January 1, 2021.

For fiscal year 2021, there was no change to the claims costs process. Claim curves were updated to reflect the projected fiscal year ending June 30, 2021 premium based on June 30, 2020 enrollment distribution. The non-Medicare subsidy percentage was increased effective January 1, 2021 from 1.984 percent to 2.055 percent per year of service. The non-Medicare frozen subsidy base premium was increased effective January 1, 2021. The Medicare subsidy percentages were adjusted effective January 1, 2021 to 2.1 percent for the AMA Medicare plan. The Medicare Part B monthly reimbursement elimination date was postponed indefinitely.

For fiscal year 2022, the non-Medicare subsidy percentage was increased effective January 1, 2022 from 2.055 percent to 2.1 percent per year of service. The non-Medicare frozen subsidy base premium was increased effective January 1, 2022. The Medicare Part D Subsidy was updated to reflect it is expected to be negative in calendar year 2022. The Part B monthly reimbursement elimination date was postponed indefinitely.

Changes in assumptions

There were no changes in assumptions for fiscal year 2017.

For fiscal year 2018, the following were the most significant changes of assumptions that affected the total OPEB liability since the prior measurement date:

- The discount rate was increased from 3.26 percent to 4.13 percent based on the methodology defined under GASB 74.
- The long-term rate of return was reduced to 7.45 percent.
- Valuation-year per capita health costs were updated.
- The percentage of future retirees electing each option was updated based on current data.
- The assumed future trend rates were modified.
- Decrement rates including mortality, disability, retirement, and withdrawal were modified.
- The assumed percentage of future disabled retirees assumed to elect health coverage was decreased from 84 percent to 65 percent, and the assumed percentage of terminated vested participants assumed to elect health coverage at retirement was decreased from 47 percent to 30 percent.
- The assumed salary scale was modified.

For fiscal year 2019, the following were the most significant changes of assumptions that affected the total OPEB liability since the prior measurement date:

- The discount rate increased from a 4.13 percent blended discount rate to 7.45 percent.
- The health care trend assumption rate changed from 6 to 11 percent initial, 4.5 percent ultimate to:
 - Medical Medicare – 5 percent initial, 4 percent ultimate
 - Medical Pre-Medicare – 6 percent initial, 4 percent ultimate
 - Prescription Drug Medicare – -5.23 percent initial, 4 percent ultimate
 - Prescription Drug Pre-Medicare – 8 percent initial, 4 percent ultimate

Pickaway-Ross Career and Technology Center
Notes to the Required Supplementary Information
For the Fiscal Year Ended June 30, 2022

For fiscal year 2020, the following were the most significant changes of assumptions that affected the total OPEB liability since the prior measurement date:

- The health care trend assumption rate changed as follows:
 - Medical Medicare – from 5 percent to 4.93 percent initial, 4 percent ultimate
 - Medical Pre-Medicare – from 6 percent to 5.87 percent initial, 4 percent ultimate
 - Prescription Drug Medicare – from -5.23 percent to 9.62 percent initial, 4 percent ultimate
 - Prescription Drug Pre-Medicare – from 8 percent to 7.73 initial, 4 percent ultimate

For fiscal year 2021, the following were the most significant changes of assumptions that affected the total OPEB liability since the prior measurement date:

- The health care trend assumption rate changed as follows:
 - Medical Medicare – from 4.93 percent to -6.69 percent initial, 4 percent ultimate
 - Medical Pre-Medicare – from 5.87 percent to 5 percent initial, 4 percent ultimate
 - Prescription Drug Medicare – from 9.62 percent to 11.87 percent initial, 4 percent ultimate
 - Prescription Drug Pre-Medicare – from 7.73 percent to 6.5 initial, 4 percent ultimate

For fiscal year 2022, the following were the most significant changes of assumptions that affected the total OPEB liability since the prior measurement date:

- The discount rate increased from 7.45 percent to 7.0 percent.
- The health care trend assumption rate changed as follows:
 - Medical Medicare – from -6.69 percent initial, 4 percent ultimate to -16.18 percent initial, 4 percent ultimate
 - Prescription Drug Medicare – from 11.87 percent initial, 4 percent ultimate to 29.98 percent initial, 4 percent ultimate

School Employees Retirement System

Pension

Changes in benefit terms

There were no changes to benefit terms for fiscal years 2015 through 2017.

For fiscal year 2018, the following were the most significant changes in benefit that affected the total pension liability since the prior measurement date:

- The cost-of-living adjustment was changed from a fixed 3.00 percent to a cost-of-living adjustment that is indexed to CPI-W not greater than 2.5 percent with a floor of 0 percent beginning January 1, 2018. In addition, with the authority granted the Board under HB 49, the Board has enacted a three-year COLA suspension for benefit recipients in calendars 2018, 2019, and 2020.

There were no changes to benefit terms for fiscal years 2019 through 2021.

For fiscal year 2022, the following was the most significant change in benefit that affected the total pension liability since the prior measurement date:

- The cost-of-living adjustment was changed from 2.5 percent to 2.0 percent.

Changes in assumptions

There were no changes in assumptions for fiscal years 2015 through 2017.

Pickaway-Ross Career and Technology Center
Notes to the Required Supplementary Information
For the Fiscal Year Ended June 30, 2022

For fiscal year 2018, the following changes were made to the actuarial assumptions as identified. These new assumptions compared with those used in fiscal year 2016 and prior are presented below:

- Assumed rate of inflation was reduced from 3.25 percent to 3.0 percent
- Payroll Growth Assumption was reduced from 4.0 percent to 3.5 percent
- Assumed real wage growth was reduced from 0.75 percent to 0.5 percent
- Investment rate of return was reduced from 7.75 percent to 7.5 percent
- Rates of withdrawal, retirement and disability were updated to reflect recent experience.
- Mortality among active members was updated to the following:
 - RP-2014 Blue Collar Mortality Table with fully generational projection and a five year age set-back for both males and females. The above rates represent the base rates used.
- Mortality among service retired members, and beneficiaries was updated to the following:
 - RP-2014 Blue Collar Mortality Table with fully generational projection with Scale BB, 120 percent of male rates, and 110 percent of female rates.
- Mortality among disable member was updated to the following:
 - RP-2000 Disabled Mortality Table, 90 percent for male rates and 100 percent for female rates, set back five years is used for the period after disability retirement.

There were no changes in assumptions for fiscal years 2019 through 2021.

For fiscal year 2022, the following changes were made to the actuarial assumptions as identified. These new assumptions compared with those used in fiscal year 2021 and prior are presented below:

- Assumed rate of inflation was reduced from 3.0 percent to 2.4 percent
- Payroll Growth Assumption was reduced from 3.5 percent to 3.25 percent
- Investment rate of return was reduced from 7.5 percent to 7.0 percent
- Rates of withdrawal, retirement and disability were updated to reflect recent experience.
- Mortality among members was updated to the following:
 - PUB-2010 General Employee Amount Weight Below Median Healthy Retiree mortality table projected to 2017 with ages set forward 1 year and adjusted 94.20 percent for males and set forward 2 years and adjusted 81.35 percent for females.
- Mortality among disabled members was updated to the following:
 - PUB-2010 General Disabled Retiree mortality table projected to 2017 with ages set forward 5 years and adjusted 103.3 percent for males and set forward 3 years and adjusted 106.8 percent for females.

OPEB

Changes in benefit terms

There were no changes to benefit terms for fiscal years 2017 through 2022.

Changes in assumptions

For fiscal year 2017, the following was the most significant change of assumptions that affected the total OPEB liability since the prior measurement date:

- Assumed rate of inflation was reduced from 3.25 percent to 3.0 percent
- Payroll growth assumption was reduced from 4.0 percent to 3.5 percent
- Assumed real wage growth was reduced from 0.75 percent to 0.5 percent
- Rates of withdrawal, retirement and disability were updated to reflect recent experience.
- Mortality among active members was updated to the following:

Pickaway-Ross Career and Technology Center
Notes to the Required Supplementary Information
For the Fiscal Year Ended June 30, 2022

- RP-2014 Blue Collar Mortality Table with fully generational projection and a five year age set-back for both males and females.
- Mortality among service retired members, and beneficiaries was updated to the following:
 - RP-2014 Blue Collar Mortality Table with fully generational projection with Scale BB, 120% of male rates, and 110% of female rates.
- Mortality among disabled members was updated to the following:
 - RP-2000 Disabled Mortality Table, 90% for male rates and 100% for female rates, set back five years is used for the period after disability retirement.

For fiscal year 2018, the following was the most significant change of assumptions that affected the total OPEB liability since the prior measurement date:

- The discount rate was increased from 2.98 percent to 3.63 percent.
- The municipal bond index rate increased from 2.92 percent to 3.56 percent.
- The single equivalent interest rate, net of plan investment expense, including price inflation increased from 2.98 percent to 3.63 percent.

For fiscal year 2019, the following were the most significant changes of assumptions that affected the total OPEB liability since the prior measurement date:

- The discount rate was changed from 3.63 percent to 3.70 percent.
- The municipal bond index rate increased from 3.56 percent to 3.62 percent.
- The single equivalent interest rate, net of plan investment expense, including price inflation increased from 3.63 percent to 3.70 percent.
- The medical trend assumption rate changed as follows:
 - Medicare – 2018 – 5.50 to 5.00 percent, 2019 – 5.375 to 4.75 percent
 - Pre-Medicare – 2018 – 7.50 to 5.00 percent, 2019 – 7.25 to 4.75

For fiscal year 2020, the following were the most significant changes of assumptions that affected the total OPEB liability since the prior measurement date:

- The municipal bond index rate decreased from 3.62 percent to 3.13 percent.
- The single equivalent interest rate, net of plan investment expense, including price inflation decreased from 3.70 percent to 3.22 percent.
- The medical trend assumption rate changed as follows:
 - Medicare – 2019 – 5.375 to 4.75 percent, 2020 – 5.25 to 4.75 percent
 - Pre-Medicare – 2019 – 7.25 to 4.75, 2020 – 7 to 4.75 percent

For fiscal year 2021, the following were the most significant changes of assumptions that affected the total OPEB liability since the prior measurement date:

- The municipal bond index rate decreased from 3.13 percent to 2.45 percent.
- The single equivalent interest rate, net of plan investment expense, including price inflation decreased from 3.22 percent to 2.63 percent.

For fiscal year 2022, the following were the most significant changes of assumptions that affected the total OPEB liability since the prior measurement date:

- The inflation rate decreased from 3.0 percent to 2.4 percent.
- Projected salary increases decreased from 3.5 percent to 3.25 percent.
- Investment rate of return decreased from 7.5 percent to 7.0 percent.

Pickaway-Ross Career and Technology Center
Notes to the Required Supplementary Information
For the Fiscal Year Ended June 30, 2022

- The municipal bond index rate decreased from 2.45 percent to 1.92 percent.
- The single equivalent interest rate, net of plan investment expense, including price inflation decreased from 2.63 percent to 2.27 percent.
- The medical trend assumption rate changed as follows:
 - Medicare – 2020 – 5.25 to 4.75 percent, 2022 – 5.125 to 4.4 percent
 - Pre-Medicare – 2020 – 7 to 4.75 percent, 2022 – 6.75 to 4.4 percent
- Mortality among members was updated to the following:
 - PUB-2010 General Employee Amount Weight Below Median Healthy Retiree mortality table projected to 2017 with ages set forward 1 year and adjusted 94.20 percent for males and set forward 2 years and adjusted 81.35 percent for females.
- Mortality among disabled members was updated to the following:
 - PUB-2010 General Disabled Retiree mortality table projected to 2017 with ages set forward 5 years and adjusted 103.3 percent for males and set forward 3 years and adjusted 106.8 percent for females.

Pickaway-Ross Career & Technology Center
Schedule of Federal Awards Expenditures
For the Fiscal Year Ended June 30, 2022

Federal Grantor/Pass Through Grantor/Program Title	Pass Through Entity Number	Federal Assistance Listing Number	Federal Awards Expenditures
<u>United States Department of Agriculture</u>			
<i>Passed through the Ohio Department of Education</i>			
Child Nutrition Cluster:			
School Breakfast Program	3L70	10.553	\$97,478
National School Lunch Program	3L60	10.555	229,693
COVID-19 National School Lunch Program	3L60	10.555	20,302
National School Lunch Program-non-cash assistance	3L60	10.555	<u>10,644</u>
Total Child Nutrition Cluster			358,117
COVID-19 Pandemic EBT	3HF0	10.649	<u>614</u>
Total United States Department of Agriculture			358,731
<u>United States Department of Education</u>			
<i>Direct from the Federal Agency</i>			
Rural Education	N	84.358	65,109
Student Financial Aid Cluster:			
Federal Direct Student Loans	N	84.268	304,029
Federal Pell Grant Program	N	84.063	<u>297,828</u>
Total Student Financial Aid Cluster			601,857
Education Stabilization Fund			
COVID-19 Higher Education Emergency Relief for Students	N	84.425E	430,093
COVID-19 Higher Education Emergency Relief for Institutions	N	84.425F	196,063
<i>Passed through the Ohio Department of Education</i>			
COVID-19 Governors Emergency Education Relief Fund	3HQ0	84.425C	201,124
COVID-19 RemotEDx Industry Recognized Credentials	3HS0	84.425D	<u>113,426</u>
Total Education Stabilization Fund			940,706
<i>Passed through the Ohio Department of Education</i>			
Career and Technical Education-Basic Grants to States	3L90	84.048	467,787
Adult Education-Basic Grants to States	N/A	84.002	<u>153,188</u>
Total United States Department of Education			2,228,647
<u>United States Department of the Treasury</u>			
<i>Passed through the Ohio Department of Education</i>			
COVID-19 BroadbandOhio Connectivity	5CV1	21.019	9,326
<i>Passed through the Ohio Department of Higher Education</i>			
COVID-19 Coronavirus Relief Fund Adult Education	5CV1	21.019	<u>2,577</u>
Total United States Department of the Treasury			11,903
<u>United States Department of Labor</u>			
<i>Passed through Ohio Department of Jobs and Family Services</i>			
WIOA Cluster:			
WIOA Youth Activities	N/A	17.259	<u>138,830</u>
Total WIOA Cluster			138,830
Total United States Department of Labor			138,830
<u>United States Department of Health and Human Services</u>			
<i>Passed through Ohio Department of Jobs and Family Services</i>			
Temporary Assistance for Needy Families CCMEP	N/A	93.558	<u>140,093</u>
Total United States Department of Health and Human Services			140,093
Total Federal Financial Assistance			<u>2,878,204</u>

N - direct award.
N/A - not applicable

The notes to the schedule of federal awards expenditures are an integral part of this schedule.

Pickaway-Ross Career and Technical Center
Notes to the Schedule of Federal Awards Expenditures
For the Fiscal Year Ended June 30, 2022

Note 1 – Basis of Presentation

The accompanying schedule of federal awards expenditures (the schedule) is a summary of the activity of the Center's federal award programs. The information in this schedule is presented in accordance with the requirements of Title 2 U.S. *Code of Federal Regulations* Part 200, *Uniform Administrative Requirements, Cost Principles, and Audit Requirements for Federal Awards* (Uniform Guidance). Because the schedule presents only a selected portion of the operations of the Center, it is not intended to and does not present the financial position and changes in net position of the Center.

Note 2 – Summary of Significant Accounting Policies

Expenditures reported on the schedule are reported on the cash basis of accounting. Such expenditures are recognized following the cost principles contained in Title 2 U.S. *Code of Federal Regulations* Part 200, *Uniform Administrative Requirements, Cost Principles, and Audit Requirements for Federal Awards*, wherein certain types of expenditures may or may not be allowable or may be limited as to reimbursement. The Center has elected not to use the 10-percent de minimis indirect cost rate as allowed under the Uniform Guidance.

Note 3 – Food Donation Program

The Center reports commodities consumed on the Schedule at the fair value. The Center allocated donated food commodities to the respective program that benefitted from the use of those donated food commodities.

Note 4 – Child Nutrition Cluster

The Center commingles cash receipts from the U.S. Department of Agriculture with similar State grants. When reporting expenditures on this Schedule, the Center assumes it expends federal monies first.

Note 5 – Federal Direct Student Loans

The Center participates in the Federal Direct Student Loan Program. The dollar amounts listed in the schedule of federal awards expenditures represents new loans advanced during the fiscal year ended June 30, 2022. The Center is a direct lender for these loan funds; however, they are not responsible for collecting these loans in future periods.

Report on Internal Control Over Financial Reporting and on Compliance and Other Matters Based on an Audit of Financial Statements Performed in Accordance With *Government Auditing Standards*

Independent Auditor's Report

Members of the Board
Pickaway-Ross Career and Technology Center
895 Crouse Chapel Road
Chillicothe, Ohio 45601

We have audited, in accordance with the auditing standards generally accepted in the United States of America and the standards applicable to financial audits contained in *Government Auditing Standards* issued by the Comptroller General of the United States, the financial statements of the governmental activities, each major fund and the aggregate remaining fund information of Pickaway-Ross Career and Technology Center, Ross County, (the Center) as of and for the year ended June 30, 2022, and the related notes to the financial statements, which collectively comprise the Center's basic financial statements, and have issued our report thereon dated January 18, 2023, wherein we noted the financial impact of COVID-19 and the continuing emergency measures will impact subsequent periods of the Center.

Report on Internal Control Over Financial Reporting

In planning and performing our audit of the financial statements, we considered the Center's internal control over financial reporting (internal control) as a basis for designing the audit procedures that are appropriate in the circumstances for the purpose of expressing our opinions on the financial statements, but not for the purpose of expressing an opinion on the effectiveness of the Center's internal control. Accordingly, we do not express an opinion on the effectiveness of the Center's internal control.

A deficiency in internal control exists when the design or operation of a control does not allow management or employees, in the normal course of performing their assigned functions, to prevent, or detect and correct, misstatements on a timely basis. A material weakness is a deficiency, or a combination of deficiencies, in internal control, such that there is a reasonable possibility that a material misstatement of the entity's financial statements will not be prevented, or detected and corrected on a timely basis. A significant deficiency is a deficiency, or a combination of deficiencies, in internal control that is less severe than a material weakness, yet important enough to merit attention by those charged with governance.

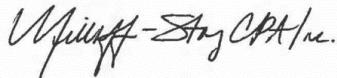
Our consideration of internal control was for the limited purpose described in the first paragraph of this section and was not designed to identify all deficiencies in internal control that might be material weaknesses or significant deficiencies. Given these limitations, during our audit we did not identify any deficiencies in internal control that we consider to be material weaknesses. However, material weaknesses or significant deficiencies may exist that were not identified.

Report on Compliance and Other Matters

As part of obtaining reasonable assurance about whether the Center's financial statements are free from material misstatement, we performed tests of its compliance with certain provisions of laws, regulations, contracts, and grant agreements, noncompliance with which could have a direct and material effect on the financial statements. However, providing an opinion on compliance with those provisions was not an objective of our audit, and accordingly, we do not express such an opinion. The results of our tests disclosed no instances of noncompliance or other matters that are required to be reported under *Government Auditing Standards*.

Purpose of this Report

The purpose of this report is solely to describe the scope of our testing of internal control and compliance and the results of that testing, and not to provide an opinion on the effectiveness of the Center's internal control or on compliance. This report is an integral part of an audit performed in accordance with *Government Auditing Standards* in considering the Center's internal control and compliance. Accordingly, this communication is not suitable for any other purpose.



Millhuff-Stang, CPA, Inc.
Wheelersburg, Ohio

January 18, 2023

**Report on Compliance For Each Major Federal Program and on Internal Control Over Compliance
Required by the Uniform Guidance**

Independent Auditor's Report

Members of the Board
Pickaway-Ross Career and Technology Center
895 Crouse Chapel Road
Chillicothe, Ohio 45601

Report on Compliance for Each Major Federal Program

Opinion on Each Major Federal Program

We have audited Pickaway-Ross Career and Technology Center's, Ross County, (the Center) compliance with the types of compliance requirements identified as subject to audit in the OMB *Compliance Supplement* that could have a direct and material effect on the Center's major federal program for the year ended June 30, 2022. The Center's major federal program is identified in the summary of auditor's results section of the accompanying schedule of findings and questioned costs.

In our opinion, the Center complied, in all material respects, with the compliance requirements referred to above that could have a direct and material effect on the Center's major federal program for the year ended June 30, 2022.

Basis for Opinion on Each Major Federal Program

We conducted our audit of compliance in accordance with auditing standards generally accepted in the United States of America (GAAS); the standards applicable to financial audits contained in *Government Auditing Standards* issued by the Comptroller General of the United States (*Government Auditing Standards*); and the audit requirements of Title 2 U.S. *Code of Federal Regulations* Part 200, *Uniform Administrative Requirements, Cost Principles, and Audit Requirements for Federal Awards* (Uniform Guidance). Our responsibilities under those standards and the Uniform Guidance are further described in the Auditor's Responsibilities for the Audit of Compliance section of our report.

We are required to be independent of the Center and to meet our other ethical responsibilities, in accordance with relevant ethical requirements relating to our audit. We believe that the audit evidence we have obtained is sufficient and appropriate to provide a basis for our opinion on compliance for each major federal program. Our audit does not provide a legal determination of the Center's compliance with the compliance requirements referred to above.

Responsibilities of Management for Compliance

Management is responsible for compliance with the requirements referred to above and for the design, implementation, and maintenance of effective internal control over compliance with the requirements of laws, statutes, regulations, rules and provisions of contracts or grant agreements applicable to the Center's federal programs.

Auditor's Responsibilities for the Audit of Compliance

Our objectives are to obtain reasonable assurance about whether material noncompliance with the compliance requirements referred to above occurred, whether due to fraud or error, and express an opinion on the Center's compliance based on our audit. Reasonable assurance is a high level of assurance but is not absolute assurance and therefore is not a guarantee that an audit conducted in accordance with GAAS, *Government Auditing Standards*, and the Uniform Guidance will always detect material noncompliance when it exists. The risk of not detecting material noncompliance resulting from fraud is higher than for that resulting from error, as fraud may involve collusion, forgery, intentional omissions, misrepresentations, or the override of internal control. Noncompliance with the compliance requirements referred to above is considered material, if there is a substantial likelihood that, individually or in the aggregate, it would influence the judgment made by a reasonable user of the report on compliance about the Center's compliance with the requirements of the major federal program as a whole.

In performing an audit in accordance with GAAS, *Government Auditing Standards*, and the Uniform Guidance, we

- exercise professional judgment and maintain professional skepticism throughout the audit.
- identify and assess the risks of material noncompliance, whether due to fraud or error, and design and perform audit procedures responsive to those risks. Such procedures include examining, on a test basis, evidence regarding the Center's compliance with the compliance requirements referred to above and performing such other procedures as we considered necessary in the circumstances.
- obtain an understanding of the Center's internal control over compliance relevant to the audit in order to design audit procedures that are appropriate in the circumstances and to test and report on internal control over compliance in accordance with the Uniform Guidance, but not for the purpose of expressing an opinion on the effectiveness of the Center's internal control over compliance. Accordingly, no such opinion is expressed.

We are required to communicate with those charged with governance regarding, among other matters, the planned scope and timing of the audit and any significant deficiencies and material weaknesses in internal control over compliance that we identified during the audit.

Report on Internal Control Over Compliance

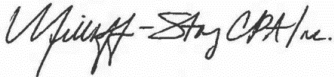
A deficiency in internal control over compliance exists when the design or operation of a control over compliance does not allow management or employees, in the normal course of performing their assigned functions, to prevent, or detect and correct, noncompliance with a type of compliance requirement of a federal program on a timely basis. *A material weakness in internal control over compliance* is a deficiency, or a combination of deficiencies, in internal control over compliance, such that there is a reasonable possibility that material noncompliance with a type of compliance requirement of a federal program will not be prevented, or detected and corrected, on a timely basis. *A significant deficiency in internal control over compliance* is a deficiency, or a combination of deficiencies, in internal control over compliance with a type of compliance requirement of a federal program that is less severe than a material weakness in internal control over compliance, yet important enough to merit attention by those charged with governance.

Our consideration of internal control over compliance was for the limited purpose described in the Auditor's Responsibilities for the Audit of Compliance section above and was not designed to identify all deficiencies in internal control over compliance that might be material weaknesses or significant deficiencies in internal control over compliance. Given these limitations, during our audit we did not identify any deficiencies in internal control over compliance that we consider to be material weaknesses, as defined above. However, material weaknesses or significant deficiencies in internal control over compliance may exist that were not identified.

Pickaway-Ross Career and Technology Center, Ohio
Report on Compliance For Each Major Federal Program; Report on Internal Control Over Compliance; and Report
on the Schedule of Federal Awards Expenditures Required by the Uniform Guidance
Page 3

Our audit was not designed for the purpose of expressing an opinion on the effectiveness of internal control over compliance. Accordingly, no such opinion is expressed.

The purpose of this report on internal control over compliance is solely to describe the scope of our testing of internal control over compliance and the results of that testing based on the requirements of the Uniform Guidance. Accordingly, this report is not suitable for any other purpose.



Millhuff-Stang, CPA, Inc.
Wheelersburg, Ohio

January 18, 2023

Pickaway-Ross Career and Technical Center
Schedule of Findings and Questioned Costs
For the Fiscal Year Ended June 30, 2022

Section I – Summary of Auditor’s Results

<i>Financial Statements</i>	
Type of report the auditor issued on whether the financial statements audited were prepared in accordance with GAAP:	Unmodified
Internal control over financial reporting:	
Material weakness(es) identified?	No
Significant deficiency(ies) identified?	None reported
Noncompliance material to financial statements noted?	No
<i>Federal Awards</i>	
Internal control over major program(s):	
Material weakness(es) identified?	No
Significant deficiency(ies) identified?	None reported
Type of auditor’s report issued on compliance for major programs:	Unmodified
Any auditing findings disclosed that are required to be reported in accordance with section 2 CFR 200.516(a)?	No
Identification of major program(s):	COVID-19 Education Stabilization Fund; COVID-19 Governor’s Emergency Education Relief Fund (AL #84.425C); COVID-19 RemotEDx Industry Recognized Credentials (AL #84.425D); COVID-19 Higher Education Emergency Relief Fund (HEERF) Student Aid Portion (AL #84.425E); COVID-19 HEERF Institutional Aid Portion (AL #84.425F)
Dollar threshold used to distinguish between type A and type B programs:	\$750,000
Auditee qualified as low-risk auditee?	Yes

Section II – Financial Statement Findings

None

Section III – Federal Award Findings and Questioned Costs

None

This page intentionally left blank.

OHIO AUDITOR OF STATE KEITH FABER



PICKAWAY-ROSS CAREER & TECHNOLOGY CENTER

ROSS COUNTY

AUDITOR OF STATE OF OHIO CERTIFICATION

This is a true and correct copy of the report, which is required to be filed pursuant to Section 117.26, Revised Code, and which is filed in the Office of the Ohio Auditor of State in Columbus, Ohio.



Certified for Release 5/4/2023

88 East Broad Street, Columbus, Ohio 43215
Phone: 614-466-4514 or 800-282-0370

This report is a matter of public record and is available online at
www.ohioauditor.gov