

**BUCYRUS CITY
SCHOOL DISTRICT
CRAWFORD COUNTY, OHIO**

SINGLE AUDIT

**FOR THE FISCAL YEAR ENDED
JUNE 30, 2023**



88 East Broad Street
Columbus, Ohio 43215
IPARepor@ohioauditor.gov
(800) 282-0370

Board of Education
Bucyrus City School District
170 Plymouth Street
Bucyrus, Ohio 44820

We have reviewed the *Independent Auditor's Report* of Bucyrus City School District, Crawford County, prepared by Julian & Grube, Inc., for the audit period July 1, 2022 through June 30, 2023. Based upon this review, we have accepted these reports in lieu of the audit required by Section 117.11, Revised Code. The Auditor of State did not audit the accompanying financial statements and, accordingly, we are unable to express, and do not express an opinion on them.

Our review was made in reference to the applicable sections of legislative criteria, as reflected by the Ohio Constitution, and the Revised Code, policies, procedures and guidelines of the Auditor of State, regulations and grant requirements. Bucyrus City School District is responsible for compliance with these laws and regulations.

A handwritten signature in black ink that reads "Keith Faber".

Keith Faber
Auditor of State
Columbus, Ohio

February 23, 2024

This page intentionally left blank.

**BUCYRUS CITY SCHOOL DISTRICT
CRAWFORD COUNTY, OHIO**

TABLE OF CONTENTS

Independent Auditor’s Report.....	1 - 3
Management’s Discussion and Analysis.....	4 - 15
Basic Financial Statements:	
Government-Wide Financial Statements:	
Statement of Net Position	17
Statement of Activities.....	18 - 19
Fund Financial Statements:	
Balance Sheet - Governmental Funds	20
Reconciliation of Total Governmental Fund Balances to Net Position of Governmental Activities.....	21
Statement of Revenues, Expenditures and Changes in Fund Balances - Governmental Funds	22
Reconciliation of the Statement of Revenues, Expenditures and Changes in Fund Balances of Governmental Funds to the Statement of Activities	23
Statement of Revenues, Expenditures and Changes in Fund Balance - Budget and Actual - (Non-GAAP Budgetary Basis) - General Fund.....	24
ESSER	25
Statement of Net Position - Proprietary Funds.....	26
Statement of Revenues, Expenses and Changes in Net Position - Proprietary Funds	27
Statement of Cash Flows - Proprietary Funds.....	28
Notes to the Basic Financial Statements	29 - 70
Required Supplementary Information:	
Schedule of the District’s Proportionate Share of the Net Pension Liability:	
School Employees Retirement System (SERS) of Ohio	72 - 73
State Teachers Retirement System (STRS) of Ohio	74 - 75
Schedule of District Pension Contributions:	
School Employees Retirement System (SERS) of Ohio	76 - 77
State Teachers Retirement System (STRS) of Ohio	78 - 79
Schedule of the District’s Proportionate Share of the Net OPEB Liability/Asset:	
School Employees Retirement System (SERS) of Ohio	80 - 81
State Teachers Retirement System (STRS) of Ohio	82 - 83
Schedule of District OPEB Contributions:	
School Employees Retirement System (SERS) of Ohio	84 - 85
State Teachers Retirement System (STRS) of Ohio	86 - 87
Notes to the Required Supplementary Information	88 - 92
Supplementary Information:	
Schedule of Expenditures of Federal Awards.....	93
Notes to the Schedule of Expenditures of Federal Awards 2 <i>CFR</i> § 200.510(b)(6).....	94
Independent Auditor’s Report on Internal Control over Financial Reporting and on Compliance and Other Matters Based on an Audit of Financial Statements Performed in Accordance With <i>Government Auditing Standards</i>	95 - 96
Independent Auditor’s Report on Compliance for Each Major Federal Program and on Internal Control Over Compliance Required by the Uniform Guidance	97 - 99
Schedule of Findings 2 <i>CFR</i> § 200.515	100

This page intentionally left blank.

Independent Auditor's Report

Bucyrus City School District
Crawford County
170 Plymouth Street
Bucyrus, Ohio 44820

To the Members of the Board of Education:

Report on the Audit of the Financial Statements

Opinions

We have audited the accompanying financial statements of the governmental activities, the business-type activities, each major fund, and the aggregate remaining fund information of the Bucyrus City School District, Crawford County, Ohio, as of and for the fiscal year ended June 30, 2023, and the related notes to the financial statements, which collectively comprise the Bucyrus City School District's basic financial statements as listed in the table of contents.

In our opinion, the financial statements referred to above present fairly, in all material respects, the respective financial position of the governmental activities, the business-type activities, each major fund, and the aggregate remaining fund information of the Bucyrus City School District, as of June 30, 2023, and the respective changes in financial position, and, where applicable, cash flows thereof and the respective budgetary comparison for the General and ESSER Funds for the fiscal year then ended in accordance with accounting principles generally accepted in the United States of America.

Basis for Opinions

We conducted our audit in accordance with auditing standards generally accepted in the United States of America and the standards applicable to financial audits contained in *Government Auditing Standards*, issued by the Comptroller General of the United States. Our responsibilities under those standards are further described in the "Auditor's Responsibilities for the Audit of the Financial Statements" section of our report. We are required to be independent of the Bucyrus City School District and to meet our other ethical responsibilities, in accordance with the relevant ethical requirements relating to our audit. We believe that the audit evidence we have obtained is sufficient and appropriate to provide a basis for our audit opinions.

Responsibilities of Management for the Financial Statements

Management is responsible for the preparation and fair presentation of the financial statements in accordance with accounting principles generally accepted in the United States of America, and for the design, implementation, and maintenance of internal control relevant to the preparation and fair presentation of financial statements that are free from material misstatement, whether due to fraud or error.

In preparing the financial statements, management is required to evaluate whether there are conditions or events, considered in the aggregate, that raise substantial doubt about the Bucyrus City School District's ability to continue as a going concern for twelve months beyond the financial statement date, including any currently known information that may raise substantial doubt shortly thereafter.

Auditor's Responsibilities for the Audit of the Financial Statements

Our objectives are to obtain reasonable assurance about whether the financial statements as a whole are free from material misstatement, whether due to fraud or error, and to issue an auditor's report that includes our opinions. Reasonable assurance is a high level of assurance but is not absolute assurance and therefore is not a guarantee that an audit conducted in accordance with generally accepted auditing standards and *Government Auditing Standards* will always detect a material misstatement when it exists. The risk of not detecting a material misstatement resulting from fraud is higher than for one resulting from error, as fraud may involve collusion, forgery, intentional omissions, misrepresentations, or the override of internal control. Misstatements are considered material if there is a substantial likelihood that, individually or in the aggregate, they would influence the judgment made by a reasonable user based on the financial statements.

In performing an audit in accordance with generally accepted auditing standards and *Government Auditing Standards*, we:

- exercise professional judgment and maintain professional skepticism throughout the audit.
- identify and assess the risks of material misstatement of the financial statements, whether due to fraud or error, and design and perform audit procedures responsive to those risks. Such procedures include examining, on a test basis, evidence regarding the amounts and disclosures in the financial statements.
- obtain an understanding of internal control relevant to the audit in order to design audit procedures that are appropriate in the circumstances, but not for the purpose of expressing an opinion on the effectiveness of the Bucyrus City School District's internal control. Accordingly, no such opinion is expressed.
- evaluate the appropriateness of accounting policies used and the reasonableness of significant accounting estimates made by management, as well as evaluate the overall presentation of the financial statements.
- conclude whether, in our judgment, there are conditions or events, considered in the aggregate, that raise substantial doubt about the Bucyrus City School District's ability to continue as a going concern for a reasonable period of time.

We are required to communicate with those charged with governance regarding, among other matters, the planned scope and timing of the audit, significant audit findings, and certain internal control-related matters that we identified during the audit.

Required Supplementary Information

Accounting principles generally accepted in the United States of America require that the *management's discussion and analysis, schedules of net pension and other post-employment benefit assets and liabilities and pension and other post-employment benefit contribution* listed in the table of contents be presented to supplement the basic financial statements. Such information is the responsibility of management and, although not a part of the basic financial statements, is required by the Governmental Accounting Standards Board who considers it to be an essential part of financial reporting for placing the basic financial statements in an appropriate operational, economic, or historical context. We have applied certain limited procedures to the required supplementary information in accordance with auditing standards generally accepted in the United States of America, which consisted of inquiries of management about the methods of preparing the information and comparing the information for consistency with management's responses to our inquiries, the basic financial statements, and other knowledge we obtained during our audit of the basic financial statements. We do not express an opinion or provide any assurance on the information because the limited procedures do not provide us with sufficient evidence to express an opinion or provide any assurance.

Supplementary Information

Our audit was conducted for the purpose of forming opinions on the financial statements that collectively comprise the Bucyrus City School District's basic financial statements. The accompanying schedule of expenditures of federal awards, as required by Title 2 U.S. *Code of Federal Regulations* Part 200, *Uniform Administrative Requirements, Cost Principles, and Audit Requirements for Federal Awards*, is presented for purposes of additional analysis and is not a required part of the basic financial statements. Such information is the responsibility of management and was derived from and relates directly to the underlying accounting and other records used to prepare the basic financial statements. The information has been subjected to the auditing procedures applied in the audit of the basic financial statements and certain additional procedures, including comparing and reconciling such information directly to the underlying accounting and other records used to prepare the basic financial statements or to the basic financial statements themselves, and other additional procedures in accordance with auditing standards generally accepted in the United States of America. In our opinion, the schedule of expenditures of federal awards is fairly stated, in all material respects, in relation to the basic financial statements as a whole.

Other Reporting Required by *Government Auditing Standards*

In accordance with *Government Auditing Standards*, we have also issued our report dated December 21, 2023 on our consideration of the Bucyrus City School District's internal control over financial reporting and on our tests of its compliance with certain provisions of laws, regulations, contracts, and grant agreements and other matters. The purpose of that report is solely to describe the scope of our testing of internal control over financial reporting and compliance and the results of that testing, and not to provide an opinion on the effectiveness of the Bucyrus City School District's internal control over financial reporting or on compliance. That report is an integral part of an audit performed in accordance with *Government Auditing Standards* in considering the Bucyrus City School District's internal control over financial reporting and compliance.



Julian & Grube, Inc.
December 21, 2023

**BUCYRUS CITY SCHOOL DISTRICT
CRAWFORD COUNTY, OHIO**

MANAGEMENT'S DISCUSSION AND ANALYSIS
FOR THE FISCAL YEAR ENDED JUNE 30, 2023

The management's discussion and analysis of Bucyrus City School District's (the "School District") financial performance provides an overall review of the School District's financial activities for the fiscal year ended June 30, 2023. The intent of this discussion and analysis is to look at the School District's financial performance as a whole; readers should also review the basic financial statements and notes to the basic financial statements to enhance their understanding of the School District's financial performance.

Financial Highlights

Key financial highlights for 2023 are as follows:

- In total, net position increased \$2,414,265. Net position of governmental activities increased \$2,417,879 which represents a 9.65% increase from 2022's net position. Net position of business-type activities decreased \$3,614 or 8.71% from 2022.
- General revenues accounted for \$14,928,088 in revenue or 63.91% of all governmental activities revenues. Program specific revenues in the form of charges for services and sales, and grants and contributions accounted for \$8,429,763 or 36.09% of total governmental activities revenues of \$23,357,851.
- The School District had \$20,939,972 in expenses related to governmental activities; only \$8,429,763 of expenses were offset by program specific charges for services and sales, grants or contributions. General revenues supporting governmental activities (primarily property taxes and unrestricted grants and entitlements) of \$14,928,088 were used to provide for these programs.
- The School District's major governmental funds are the general fund and the ESSER fund. The general fund had \$15,718,368 in revenues and other financing sources and \$14,443,241 in expenditures. The fund balance of the general fund increased \$1,275,127 from a balance of \$13,871,653 to \$15,146,780.
- The ESSER fund had \$3,981,335 in revenues and \$3,982,335 in expenditures. The fund balance of the ESSER fund decreased from a balance of \$0 to a deficit of \$1,000.

Using this Financial Report

This annual report consists of a series of financial statements and notes to those statements. These statements are organized so the reader can understand the School District as a financial whole, an entire operating entity. The statements then proceed to provide an increasingly detailed look at specific financial activities.

The *statement of net position* and *statement of activities* provide information about the activities of the whole School District, presenting both an aggregate view of the School District's finances and a longer-term view of those finances. Fund financial statements provide the next level of detail. For governmental funds, these statements tell how services were financed in the short-term as well as what remains for future spending. The fund financial statements also look at the School District's most significant funds with all other nonmajor funds presented in total in one column. The School District's major governmental funds are the general fund and the ESSER fund.

**BUCYRUS CITY SCHOOL DISTRICT
CRAWFORD COUNTY, OHIO**

MANAGEMENT'S DISCUSSION AND ANALYSIS
FOR THE FISCAL YEAR ENDED JUNE 30, 2023

Reporting the School District as a Whole

Statement of Net Position and the Statement of Activities

While this document contains the large number of funds used by the School District to provide programs and activities, the view of the School District as a whole looks at all financial transactions and asks the question, "How did we do financially during 2023?" The statement of net position and the statement of activities answer this question. These statements include *all assets, deferred outflows of resources, liabilities, deferred inflows of resources, revenues and expenses* except for fiduciary funds using the *accrual basis of accounting* similar to the accounting used by most private-sector companies. This basis of accounting will take into account all of the current year's revenues and expenses regardless of when cash is received or paid.

These two statements report the School District's *net position* and changes in that position. This change in net position is important because it tells the reader that, for the School District as a whole, the *financial position* of the School District has improved or diminished. The causes of this change may be the result of many factors, some financial, some not. Non-financial factors include the School District's property tax base, current property tax laws in Ohio restricting revenue growth, facility conditions, required educational programs and other factors.

In the statement of net position and the statement of activities, the School District is divided into two distinct kinds of activities:

Governmental Activities - Most of the School District's programs and services are reported here including instruction, support services, operations and maintenance, pupil transportation, extracurricular activities and food service operations.

Business-Type Activities - These services are provided on a charge for goods or services basis to recover all or a significant portion of the expenses of the goods or services provided. The School District's early childhood development program is reported as a business-type activity.

Reporting the School District's Most Significant Funds

Fund Financial Statements

The analysis of the School District's major governmental funds begins on page 11. Fund financial reports provide detailed information about the School District's major funds. The School District uses many funds to account for a multitude of financial transactions. However, these fund financial statements focus on the School District's most significant funds.

Governmental Funds

Most of the School District's activities are reported in governmental funds, which focus on how money flows into and out of those funds and the balances left at year-end available for spending in future periods. These funds are reported using an accounting method called *modified accrual* accounting, which measures cash and all other *financial assets* that can readily be converted to cash. The governmental fund statements provide a detailed *short-term* view of the School District's general government operations and the basic services it provides. Governmental fund information helps you determine whether there are more or fewer financial resources that can be spent in the near future to finance educational programs. The relationship (or differences) between governmental *activities* (reported in the statement of net position and the statement of activities) and governmental *funds* is reconciled in the financial statements.

**BUCYRUS CITY SCHOOL DISTRICT
CRAWFORD COUNTY, OHIO**

MANAGEMENT'S DISCUSSION AND ANALYSIS
FOR THE FISCAL YEAR ENDED JUNE 30, 2023

Proprietary Funds

There are two types of proprietary funds: enterprise funds and internal service funds. The enterprise funds use the same basis of accounting as business-type activities; therefore, these statements will essentially match information provided in the statements for the School District as a whole. Internal service funds are an accounting device used to accumulate and allocate costs internally among the School District's various functions. The School District's internal service fund accounts for employee benefits self-insurance.

Reporting the School District's Fiduciary Responsibilities

Fiduciary funds are used to account for resources held for the benefit of parties outside the School District. Fiduciary funds are not reflected in the government-wide financial statement because the resources of those funds are not available to support the School District's own programs. The accounting used for fiduciary funds is much like that used for proprietary funds. Custodial funds are the School District's only fiduciary fund type. The District did not have any custodial fund activity during fiscal year 2023.

Notes to the Basic Financial Statements

The notes provide additional information that is essential to a full understanding of the data provided in the government-wide and fund financial statements.

Required Supplementary Information

In addition to the basic financial statements and accompanying notes, this report also presents certain required supplementary information concerning the School District's net pension liability, net OPEB asset/liability and pension and OPEB contributions.

**BUCYRUS CITY SCHOOL DISTRICT
CRAWFORD COUNTY, OHIO**

MANAGEMENT'S DISCUSSION AND ANALYSIS
FOR THE FISCAL YEAR ENDED JUNE 30, 2023

The School District as a Whole

Recall that the statement of net position provides the perspective of the School District as a whole. Governmental activities for 2022 were restated as described in Note 3 for the implementation of GASB Statement No. 96. The table below provides a summary of the School District's net position for 2023 and 2022.

	Net Position					
	Governmental Activities		Business-Type Activities		Total	
	2023	Restated 2022	2023	2022	2023	Restated 2022
<u>Assets</u>						
Current assets	\$ 25,651,450	\$ 23,617,942	\$ 40,292	\$ 41,506	\$ 25,691,742	\$ 23,659,448
Net OPEB asset	1,347,139	1,063,397	-	-	1,347,139	1,063,397
Capital assets, net	29,582,158	29,811,524	-	-	29,582,158	29,811,524
Total assets	<u>56,580,747</u>	<u>54,492,863</u>	<u>40,292</u>	<u>41,506</u>	<u>56,621,039</u>	<u>54,534,369</u>
<u>Deferred outflows of resources</u>						
Pension	3,745,306	3,547,107	-	-	3,745,306	3,547,107
OPEB	416,137	499,777	-	-	416,137	499,777
Unamortized deferred charges on debt refunding	192,482	302,203	-	-	192,482	302,203
Total deferred outflows of resources	<u>4,353,925</u>	<u>4,349,087</u>	<u>-</u>	<u>-</u>	<u>4,353,925</u>	<u>4,349,087</u>
<u>Liabilities</u>						
Current liabilities	2,117,092	1,911,507	2,400	-	2,119,492	1,911,507
Long-term liabilities:						
Due within one year	766,823	831,688	-	-	766,823	831,688
Due in more than one year:						
Net pension liability	15,233,299	8,925,249	-	-	15,233,299	8,925,249
Net OPEB liability	969,624	1,299,521	-	-	969,624	1,299,521
Other amounts	8,142,158	8,689,365	-	-	8,142,158	8,689,365
Total liabilities	<u>27,228,996</u>	<u>21,657,330</u>	<u>2,400</u>	<u>-</u>	<u>27,231,396</u>	<u>21,657,330</u>
<u>Deferred inflows of resources</u>						
Property taxes levied for the next fiscal year	2,129,399	2,185,277	-	-	2,129,399	2,185,277
Pension	1,834,915	7,841,970	-	-	1,834,915	7,841,970
OPEB	2,278,541	2,112,431	-	-	2,278,541	2,112,431
Total deferred inflows of resources	<u>6,242,855</u>	<u>12,139,678</u>	<u>-</u>	<u>-</u>	<u>6,242,855</u>	<u>12,139,678</u>
<u>Net Position</u>						
Net investment in capital assets	22,401,401	22,598,063			22,401,401	22,598,063
Restricted	1,364,913	810,796	-	-	1,364,913	810,796
Unrestricted (deficit)	3,696,507	1,636,083	37,892	41,506	3,734,399	1,677,589
Total net position	<u>\$ 27,462,821</u>	<u>\$ 25,044,942</u>	<u>\$ 37,892</u>	<u>\$ 41,506</u>	<u>\$ 27,500,713</u>	<u>\$ 25,086,448</u>

**BUCYRUS CITY SCHOOL DISTRICT
CRAWFORD COUNTY, OHIO**

MANAGEMENT'S DISCUSSION AND ANALYSIS
FOR THE FISCAL YEAR ENDED JUNE 30, 2023

The net pension liability (NPL) is the largest single liability reported by the School District at June 30, 2023 and is reported pursuant to GASB Statement 68, "Accounting and Financial Reporting for Pensions—an Amendment of GASB Statement 27." For fiscal year 2022, the School District adopted GASB Statement 75, "Accounting and Financial Reporting for Postemployment Benefits Other Than Pensions," which significantly revises accounting for costs and liabilities related to other postemployment benefits (OPEB). For reasons discussed below, many end users of this financial statement will gain a clearer understanding of the District's actual financial condition by adding deferred inflows related to pension and OPEB, the net pension liability and the net OPEB liability to the reported net position and subtracting deferred outflows related to pension and OPEB.

Governmental Accounting Standards Board standards are national and apply to all government financial reports prepared in accordance with generally accepted accounting principles. Prior accounting for pensions (GASB 27) and postemployment benefits (GASB 45) focused on a funding approach. This approach limited pension and OPEB costs to contributions annually required by law, which may or may not be sufficient to fully fund each plan's net pension liability or net OPEB liability. GASB 68 and GASB 75 take an earnings approach to pension and OPEB accounting; however, the nature of Ohio's statewide pension/OPEB plans and state law governing those systems requires additional explanation in order to properly understand the information presented in these statements.

GASB 68 and GASB 75 require the net pension liability and the net OPEB liability to equal the School District's proportionate share of each plan's collective:

1. Present value of estimated future pension/OPEB benefits attributable to active and inactive employees' past service.
2. Minus plan assets available to pay these benefits.

GASB notes that pension and OPEB obligations, whether funded or unfunded, are part of the "employment exchange" – that is, the employee is trading his or her labor in exchange for wages, benefits, and the promise of a future pension and other postemployment benefits. GASB noted that the unfunded portion of this promise is a present obligation of the government, part of a bargained-for benefit to the employee, and should accordingly be reported by the government as a liability since they received the benefit of the exchange. However, the School District is not responsible for certain key factors affecting the balance of these liabilities. In Ohio, the employee shares the obligation of funding pension benefits with the employer. Both employer and employee contribution rates are capped by State statute. A change in these caps requires action of both Houses of the General Assembly and approval of the Governor. Benefit provisions are also determined by State statute. The Ohio Revised Code permits, but does not require, the retirement systems to provide healthcare to eligible benefit recipients. The retirement systems may allocate a portion of the employer contributions to provide for these OPEB benefits.

The employee enters the employment exchange with the knowledge that the employer's promise is limited not by contract but by law. The employer enters the exchange also knowing that there is a specific, legal limit to its contribution to the retirement system. In Ohio, there is no legal means to enforce the unfunded liability of the pension/OPEB plan as against the public employer. State law operates to mitigate/lessen the moral obligation of the public employer to the employee, because all parties enter the employment exchange with notice as to the law. The retirement system is responsible for the administration of the pension and OPEB plans.

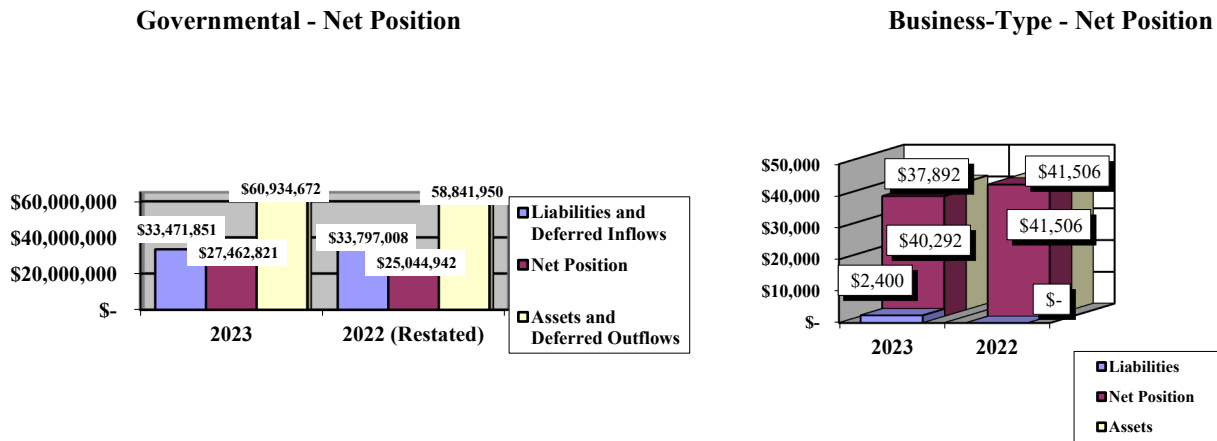
Most long-term liabilities have set repayment schedules or, in the case of compensated absences (i.e. sick and vacation leave), are satisfied through paid time-off or termination payments. There is no repayment schedule for the net pension liability or the net OPEB asset/liability. As explained above, changes in benefits, contribution rates, and return on investments affect the balance of these liabilities but are outside the control of the local government. In the event that contributions, investment returns, and other changes are insufficient to keep up with required payments, State statute does not assign/identify the responsible party for the unfunded portion. Due to the unique nature of how the net pension liability and the net OPEB asset/liability are satisfied, these liabilities are separately identified within the long-term liability section of the statement of net position.

**BUCYRUS CITY SCHOOL DISTRICT
CRAWFORD COUNTY, OHIO**

**MANAGEMENT’S DISCUSSION AND ANALYSIS
FOR THE FISCAL YEAR ENDED JUNE 30, 2023**

In accordance with GASB 68 and GASB 75, the School District’s statements prepared on an accrual basis of accounting include an annual pension expense and an annual OPEB expense for their proportionate share of each plan’s change in net pension liability and net OPEB asset/liability, respectively, not accounted for as deferred inflows/outflows. The net pension liability increased and deferred inflows of resources related to pension decreased. These changes were the result of changes at the pension system level for the State Teachers Retirement System (STRS) and the School Employees Retirement System (SERS). Primarily, net investment income on investments at both pension systems were negative for the fiscal year 2022 measurement date that are used for the fiscal year 2023 reporting. This caused a large decrease in their respective fiduciary net positions which was a drastic change from the previous fiscal year’s large positive investment returns.

The graph below shows the School District’s assets and deferred outflows of resources, liabilities and deferred inflows of resources, and net position at June 30, 2023 and 2022.



The table below shows the changes in net position for fiscal years 2023 and 2022.

	Governmental Activities		Business-Type Activities		Totals	
	Restated		2023	2022	2023	Restated 2022
	2023	2022				
Revenues						
Program revenues:						
Charges for services and sales	\$ 420,115	\$ 294,550	\$ 21,680	\$ 18,041	\$ 441,795	\$ 312,591
Operating grants and contributions	8,009,648	7,079,400	-	-	8,009,648	7,079,400
General revenues:						
Property taxes	5,170,570	5,213,542	-	-	5,170,570	5,213,542
Payments in lieu of taxes	8,982	8,982	-	-	8,982	8,982
Grants and entitlements not restricted	9,361,561	9,338,477	-	-	9,361,561	9,338,477
Investment earnings and change in fair value	341,792	(61,187)	-	-	341,792	(61,187)
Miscellaneous	45,183	49,358	-	-	45,183	49,358
Total revenues	23,357,851	21,923,122	21,680	18,041	23,379,531	21,941,163

- Continued

**BUCYRUS CITY SCHOOL DISTRICT
CRAWFORD COUNTY, OHIO**

MANAGEMENT'S DISCUSSION AND ANALYSIS
FOR THE FISCAL YEAR ENDED JUNE 30, 2023

	Governmental Activities		Business-Type Activities		Totals	
	2023	Restated 2022	2023	2022	2023	2022
Expenses						
Program expenses:						
Instruction:						
Regular	\$ 7,010,399	\$ 5,364,583	\$ -	\$ -	\$ 7,010,399	\$ 5,364,583
Special	3,727,123	3,539,788	-	-	3,727,123	3,539,788
Vocational	29,567	29,338	-	-	29,567	29,338
Other	668,542	898,953	-	-	668,542	898,953
Support services:						
Pupil	832,180	556,134	-	-	832,180	556,134
Instructional staff	1,149,658	1,054,305	-	-	1,149,658	1,054,305
Board of education	119,367	88,302	-	-	119,367	88,302
Administration	1,609,885	1,442,255	-	-	1,609,885	1,442,255
Fiscal	681,724	592,573	-	-	681,724	592,573
Business	912,267	1,141,405	-	-	912,267	1,141,405
Operations and maintenance	1,146,572	1,580,705	-	-	1,146,572	1,580,705
Pupil transportation	833,667	374,792	-	-	833,667	374,792
Central	325,906	316,518	-	-	325,906	316,518
Operation of non-instructional services:						
Food service operations	941,552	830,608	-	-	941,552	830,608
Extracurricular activities	576,134	496,791	-	-	576,134	496,791
Interest and fiscal charges	375,429	437,361	-	-	375,429	437,361
Early childhood development	-	-	25,294	18,798	25,294	18,798
Total expenses	<u>20,939,972</u>	<u>18,744,411</u>	<u>25,294</u>	<u>18,798</u>	<u>20,965,266</u>	<u>18,763,209</u>
Changes in net position	2,417,879	3,178,711	(3,614)	(757)	2,414,265	3,177,954
Net position at beginning of year (Restated)	<u>25,044,942</u>	<u>21,866,231</u>	<u>41,506</u>	<u>42,263</u>	<u>25,086,448</u>	<u>21,908,494</u>
Net position at end of year	<u>\$ 27,462,821</u>	<u>\$ 25,044,942</u>	<u>\$ 37,892</u>	<u>\$ 41,506</u>	<u>\$ 27,500,713</u>	<u>\$ 25,086,448</u>

Governmental Activities

Net position of the School District's governmental activities increased \$2,417,879. Total governmental expenses of \$20,939,972 were offset by program revenues of \$8,429,763 and general revenues of \$14,928,088. Program revenues supported 40.26% of the total governmental expenses.

Expenses of the governmental activities increased \$2,195,561 or 11.71%. This increase is primarily the result of an increase in pension expense. This increase was the result of an increase in expenses incurred at the pension system level for the State Teachers Retirement System (STRS) and the School Employees Retirement System (SERS) due to a decrease in net investment income on investments compared to previous years.

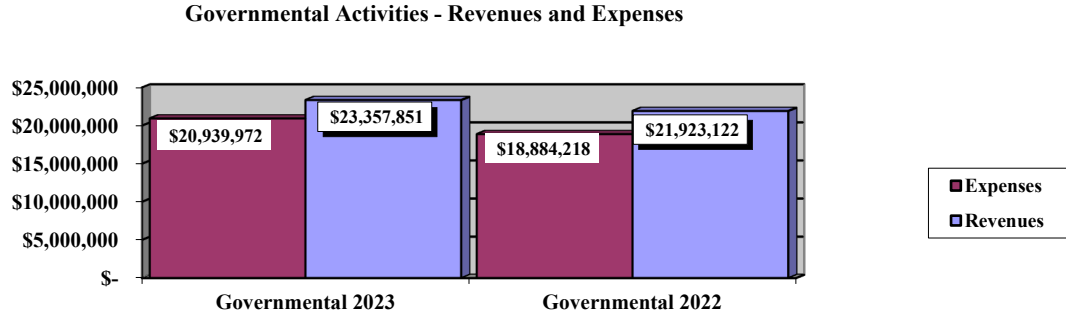
The primary sources of revenue for governmental activities are derived from property taxes and unrestricted grants and entitlements. These two revenue sources represent 62.27% of total governmental revenue.

The largest expense of the School District is for instructional programs. Instruction expenses totaled \$11,435,631 or 54.61% of total governmental expenses for fiscal year 2023.

**BUCYRUS CITY SCHOOL DISTRICT
CRAWFORD COUNTY, OHIO**

MANAGEMENT'S DISCUSSION AND ANALYSIS
FOR THE FISCAL YEAR ENDED JUNE 30, 2023

The graph below presents the School District's governmental activities revenue and expenses for fiscal years 2023 and 2022.



The statement of activities shows the cost of program services and the charges for services and grants and contributions offsetting those services. The following table shows, for governmental activities, the total cost of services and the net cost of services for 2023 and 2022. That is, it identifies the cost of these services supported by tax revenue and unrestricted State grants and entitlements.

Governmental Activities

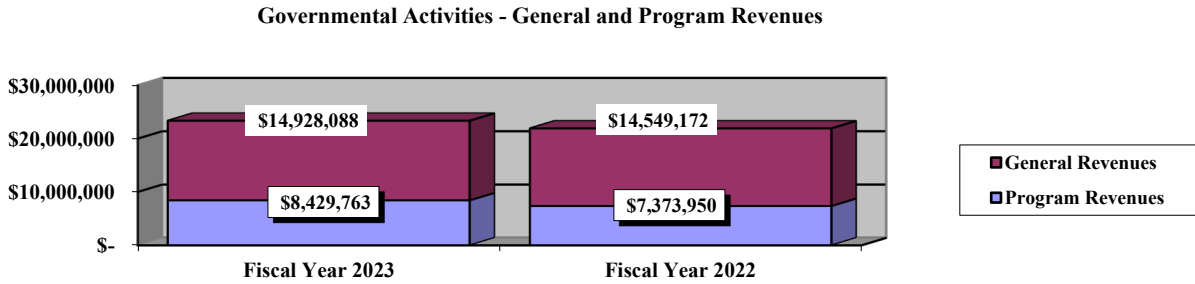
	Total Cost of Services <u>2023</u>	Net Cost of Services <u>2023</u>	Total Cost of Services <u>2022</u>	Net Cost of Services <u>2022</u>
Program expenses:				
Instruction:				
Regular	\$ 7,010,399	\$ 3,109,142	\$ 5,504,390	\$ 2,812,653
Special	3,727,123	1,599,478	3,539,788	1,239,252
Vocational	29,567	29,567	29,338	29,338
Other	668,542	668,542	898,953	898,953
Support services:				
Pupil	832,180	522,066	556,134	269,268
Instructional staff	1,149,658	328,397	1,054,305	283,155
Board of education	119,367	119,367	88,302	88,302
Administration	1,609,885	1,607,533	1,442,255	1,434,990
Fiscal	681,724	681,724	592,573	592,573
Business	912,267	912,267	1,141,405	1,138,646
Operations and maintenance	1,146,572	1,143,827	1,580,705	1,576,932
Pupil transportation	833,667	774,845	374,792	327,860
Central	325,906	305,880	316,518	316,518
Operation of non-instructional services:				
Food service operations	941,552	(87,021)	830,608	(302,492)
Extracurricular activities	576,134	419,166	496,791	366,959
Interest and fiscal charges	375,429	375,429	437,361	437,361
Total expenses	\$ 20,939,972	\$ 12,510,209	\$ 18,884,218	\$ 11,510,268

The dependence upon tax revenues during fiscal year 2023 for governmental activities is apparent, as 59.74% of 2023 governmental activities are supported through taxes and other general revenues. The School District's taxpayers and unrestricted grants and entitlements from the State are the primary support for the School District's students.

**BUCYRUS CITY SCHOOL DISTRICT
CRAWFORD COUNTY, OHIO**

MANAGEMENT'S DISCUSSION AND ANALYSIS
FOR THE FISCAL YEAR ENDED JUNE 30, 2023

The graph below presents the School District's governmental activities revenue for fiscal years 2023 and 2022.



Business-Type Activities

Business-type activities include early childhood development operations. These programs had revenues of \$21,680 and expenses of \$25,294 for fiscal year 2023. The School District's business-type activities do not receive support from tax revenues.

The School District's Funds

The School District's governmental funds (as presented on the balance sheet on page 18) reported a combined fund balance of \$16,878,482 which is \$1,482,660 greater than last year's total of \$15,395,768. The schedule below indicates the fund balance and the total change in fund balance as of June 30, 2023 and 2022.

	Fund Balance <u>June 30, 2023</u>	Fund Balance <u>June 30, 2022</u>	<u>Change</u>
General	\$ 15,146,780	\$ 13,871,653	\$ 1,275,127
ESSER	(1,000)	-	(1,000)
Other governmental	<u>1,732,648</u>	<u>1,524,115</u>	<u>208,533</u>
Total	<u>\$ 16,878,428</u>	<u>\$ 15,395,768</u>	<u>\$ 1,482,660</u>

General Fund

The School District's general fund balance increased \$1,275,127 during fiscal year 2023. The table that follows assists in illustrating the revenues of the general fund.

	<u>2023 Amount</u>	<u>2022 Amount</u>	<u>Percentage Change</u>
Revenues			
Taxes	\$ 4,245,086	\$ 4,249,918	(0.11) %
Intergovernmental	10,961,493	10,878,480	0.76 %
Other revenues	<u>403,010</u>	<u>83,316</u>	383.71 %
Total	<u>\$ 15,609,589</u>	<u>\$ 15,211,714</u>	2.62 %

During fiscal year 2023 the general fund's revenues remained stable with only a slight increase of \$397,875 or 2.62%.

**BUCYRUS CITY SCHOOL DISTRICT
CRAWFORD COUNTY, OHIO**

MANAGEMENT'S DISCUSSION AND ANALYSIS
FOR THE FISCAL YEAR ENDED JUNE 30, 2023

The table that follows assists in illustrating the expenditures of the general fund.

<u>Expenditures</u>	<u>2023 Amount</u>	<u>2022 Amount</u>	<u>Percentage Change</u>
Instruction	\$ 6,867,207	\$ 7,088,398	(3.12) %
Support services	7,019,912	6,767,357	3.73 %
Extracurricular activities	419,257	406,018	3.26 %
Debt service	28,086	-	100.00 %
Capital outlay	<u>108,779</u>	<u>-</u>	100.00 %
Total	<u>\$ 14,443,241</u>	<u>\$ 14,261,773</u>	1.27 %

During fiscal year 2023 the general fund's expenditures increased 1.27% from fiscal year 2022. The increase in debt service and capital outlay were due to new copier leases entered into during fiscal year 2023.

General Fund Budgeting Highlights

The School District's budget is prepared according to Ohio law and is based on accounting for certain transactions on a basis of cash receipts, disbursements, and encumbrances. The most significant budgeted fund is the general fund.

During the course of fiscal year 2023, the School District amended its general fund budget. The School District uses site-based budgeting, and the budgeting systems are designed to tightly control total site budgets but provide flexibility for site management.

For the general fund, final budgeted revenues and other financing sources of \$13,979,605 were \$1,595,948 below actual revenues and other financing sources of \$15,575,553. The original budgeted revenues and other financing sources of \$17,824,641 were \$3,845,036 more than final budgeted revenues and other financing sources.

General fund final appropriations were \$19,307,479. The actual budget basis expenditures for fiscal year 2023 totaled \$15,299,316, which was \$4,008,163 less than the final budget appropriations. The final appropriations were \$412,675 less than the original appropriations of \$19,720,154.

Capital Assets and Debt Administration

Capital Assets

At the end of fiscal year 2023, the School District had \$29,582,158 invested in land, land/improvements, buildings/improvements, furniture/equipment, and vehicles. The following table shows fiscal year 2023 balances compared to the 2022 restated balances:

**BUCYRUS CITY SCHOOL DISTRICT
CRAWFORD COUNTY, OHIO**

MANAGEMENT'S DISCUSSION AND ANALYSIS
FOR THE FISCAL YEAR ENDED JUNE 30, 2023

**Capital Assets at June 30
(Net of Depreciation)**

	Governmental Activities	
	2023	2022 Restated
Land	\$ 424,160	\$ 424,160
Land/improvements	414,548	441,416
Building/improvements	27,392,827	28,172,987
Furniture/equipment	337,173	351,876
Vehicles	656,789	281,278
Right to use assets	356,661	139,807
Total	\$ 29,582,158	\$ 29,811,524

See Note 8 to the basic financial statements for detail on the School District's capital assets.

Debt Administration

At June 30, 2023 the School District had \$7,528,044 in general obligation bonds and lease obligations outstanding. The general obligation bonds are comprised of current issue bonds and capital appreciation bonds. Of this total debt outstanding, \$694,846 is due within one year and \$6,833,198 is due in more than one year. The table below summarizes the bonds outstanding:

Outstanding Debt, at June 30

	Governmental Activities <u>2023</u>	Governmental Activities <u>2022</u>
Current interest bonds	\$ 6,775,000	\$ 6,775,000
Capital appreciation bonds	65,000	145,000
Capital appreciation bonds - accreted interest	602,853	1,051,573
Lease obligations	85,191	-
Total	\$ 7,528,044	\$ 7,971,573

See Note 10 to the basic financial statements for detail on the School District's debt administration.

Current Financial Related Activities – Economic Outlook

This five-year forecast is submitted during the multiyear economic recovery following the 2020 COVID-19 Pandemic. The recovery began in the fall of 2020 and remains robust through this forecast date. Many supply chain concerns have lessened as manufacturing has caught up. However, persistently high inflation continues to impact our state, country, and broader globalized economy. Inflation in June 2022 hit a 40-year high of 9.1% before falling to the current annualized rate of 3.4% in August 2023. Costs in FY23 were notably impacted in areas such as capital and durable goods, diesel fuel for buses, electric, natural gas, and building materials for facility maintenance and repair. Increased inflation affecting district costs is expected to continue in FY24. However, the Federal Reserve is projecting inflation to be closer to their target rate of 2% sometime in calendar 2024. It remains to be seen if the cumulative cost increases over the past two years are transitory in goods and services or will last over several years, which could adversely impact our forecast. While all school districts are being aided by three (3) rounds of federal Elementary and Secondary Schools Emergency Relief Funds (ESSER) which began in fiscal year 2020, the most recent allocation of ESSER funds must be spent or encumbered by September 30, 2024.

Risks and Uncertainty:

**BUCYRUS CITY SCHOOL DISTRICT
CRAWFORD COUNTY, OHIO**

**MANAGEMENT'S DISCUSSION AND ANALYSIS
FOR THE FISCAL YEAR ENDED JUNE 30, 2023**

1) In tax year 2021 Crawford County reappraisal update resulted in an increase in Class I residential/agricultural values of 13.8% and no significant increase in Class II commercial property for an overall tax value increase of 11.2% or \$13.5 million increase in values. In tax year 2024, the County will go through a reappraisal update which we are estimating will result in a 3% increase in Class I values and 1% increase in Class II values or \$3.5 million increase in values. This is a low risk that any decrease in values would have a major impact on our forecast, as our operating levies would roll up due to HB920 in response to any declines in values. However, House Bill 187 and Senate Bill 153 have been introduced to average property value in appraisal and updates. These bills are pending and could have an impact on the 2024 reappraisal and potentially the 20-mill floor, which we are very close to being at. We are watching these proposals very carefully and will adjust the forecast depending on their outcome.

2) HB33, the current State Budget, continues to phase in what has been referred to as the Fair School Funding Plan (FSFP) for FY24 and FY25. FY24 reflects 50% of the implementation cost at year three of a six-year phase-in plan, which increases by 16.66% each year. FY25 will result in 66.66% funding of FSFP, however, the final two years of the phase-in are not guaranteed. The FSFP has made many significant changes to how foundation revenues are calculated for school districts and how expenses are charged off. State foundation basic aid will be calculated on a base cost methodology with funding paid to the district where a student enrolled to be educated. We have used the most recent simulations published by the Department of Education and Workforce for our forecasted revenues in FY24 and FY25.

3) The State Budget represents 69.2% of district revenues, which means it is a significant area of risk to revenue. The future risk comes in FY26 and beyond if the state economy stalls due to record high inflation we are witnessing at this time, or the Fair School Funding Plan is not funded in future state budgets due to an economic recession. In the forecast, two forthcoming State Biennium Budgets cover FY26-27 and FY28-29. Future uncertainty in the state foundation funding formula and the State's economy make this area an elevated risk to District funding long-range through FY28. We have projected our State funding in FY24 and FY25 based on the additional phase in of HB33, the fair school funding plan. This forecast reflects state revenue to align with the FY25 funding levels through FY28, which we feel is conservative and should be close to what the state approves for the FY26-FY28 biennium budgets. We will adjust the forecast in future years as we have data to help guide this decision.

5) HB33 directly pays costs associated with open enrollment, community and STEM schools, and for all scholarships including EdChoice Scholarships. These costs will no longer be deducted from our state aid. However, educational option programs such as College Credit Plus continue to be removed from state aid, increasing costs to the District. Expansion or creation of programs that are not directly paid by the state of Ohio can expose the district to new expenditures that are not currently in the forecast. We are monitoring closely any new threats to our state aid and increased costs as any new proposed laws are introduced in the legislature.

6) Labor relations in the district have been very amicable with all parties working for the best interest of students and realizing the resource challenges the district faces. We believe as the district moves forward a strong working relationship will continue.

Contacting the School District's Financial Management

This financial report is designed to provide our citizens, taxpayers, investors and creditors with a general overview of the School District's finances and to show the School District's accountability for the money it receives. If you have questions about this report or need additional financial information contact Ms. Lisa Thoman-Cha, Treasurer, Bucyrus City School District, 170 Plymouth Street, Bucyrus, Ohio 44820.

BASIC
FINANCIAL STATEMENTS

**BUCYRUS LOCAL SCHOOL DISTRICT
CRAWFORD COUNTY, OHIO**

STATEMENT OF NET POSITION
JUNE 30, 2023

	Governmental Activities	Business-type Activities	Total
Assets:			
Equity in pooled cash and investments	\$ 20,447,014	\$ 40,292	\$ 20,487,306
Receivables:			
Property taxes	4,814,573	-	4,814,573
Payment in lieu of taxes	8,982	-	8,982
Accrued interest	12,487	-	12,487
Intergovernmental	269,333	-	269,333
Prepayments	89,128	-	89,128
Materials and supplies inventory	2,582	-	2,582
Inventory held for resale	7,351	-	7,351
Net OPEB asset	1,347,139	-	1,347,139
Capital assets:			
Nondepreciable capital assets	424,160	-	424,160
Depreciable capital assets, net	29,157,998	-	29,157,998
Capital assets, net	<u>29,582,158</u>	<u>-</u>	<u>29,582,158</u>
Total assets	<u>56,580,747</u>	<u>40,292</u>	<u>56,621,039</u>
Deferred outflows of resources:			
Unamortized deferred charges on debt refunding	192,482	-	192,482
Pension	3,745,306	-	3,745,306
OPEB	416,137	-	416,137
Total deferred outflows of resources	<u>4,353,925</u>	<u>-</u>	<u>4,353,925</u>
Liabilities:			
Accounts payable	218,170	2,400	220,570
Contracts payable	51,765	-	51,765
Accrued wages and benefits payable	1,311,088	-	1,311,088
Intergovernmental payable	63,182	-	63,182
Pension and postemployment benefits payable	241,912	-	241,912
Accrued interest payable	78,351	-	78,351
Claims payable	152,624	-	152,624
Long-term liabilities:			
Due within one year	766,823	-	766,823
Due in more than one year:			
Net pension liability	15,233,299	-	15,233,299
Net OPEB liability	969,624	-	969,624
Other amounts due in more than one year	8,142,158	-	8,142,158
Total liabilities	<u>27,228,996</u>	<u>2,400</u>	<u>27,231,396</u>
Deferred inflows of resources:			
Property taxes levied for the next fiscal year	2,129,399	-	2,129,399
Pension	1,834,915	-	1,834,915
OPEB	2,278,541	-	2,278,541
Total deferred inflows of resources	<u>6,242,855</u>	<u>-</u>	<u>6,242,855</u>
Net position:			
Net investment in capital assets	22,401,401	-	22,401,401
Restricted for:			
Capital projects	189,508	-	189,508
Classroom facilities maintenance	318,073	-	318,073
Debt service	284,941	-	284,941
State funded programs	44,483	-	44,483
Food service operations	406,897	-	406,897
Extracurricular	107,101	-	107,101
Other purposes	13,910	-	13,910
Unrestricted	3,696,507	37,892	3,734,399
Total net position	<u>\$ 27,462,821</u>	<u>\$ 37,892</u>	<u>\$ 27,500,713</u>

SEE ACCOMPANYING NOTES TO THE BASIC FINANCIAL STATEMENTS

**BUCYRUS LOCAL SCHOOL DISTRICT
CRAWFORD COUNTY, OHIO**

STATEMENT OF ACTIVITIES
FOR THE FISCAL YEAR ENDED JUNE 30, 2023

	<u>Expenses</u>	<u>Program Revenues</u>	
		<u>Charges for Services and Sales</u>	<u>Operating Grants and Contributions</u>
Governmental activities:			
Instruction:			
Regular	\$ 7,010,399	\$ 4,308	\$ 3,896,949
Special	3,727,123	-	2,127,645
Vocational	29,567	-	-
Other	668,542	-	-
Support services:			
Pupil	832,180	-	310,114
Instructional staff	1,149,658	-	821,261
Board of education	119,367	-	-
Administration	1,609,885	-	2,352
Fiscal	681,724	-	-
Business	912,267	-	-
Operations and maintenance	1,146,572	2,745	-
Pupil transportation	833,667	-	58,822
Central	325,906	-	20,026
Operation of non-instructional services:			
Food service operations	941,552	260,302	768,271
Extracurricular activities	576,134	152,760	4,208
Interest and fiscal charges	375,429	-	-
Total governmental activities	<u>20,939,972</u>	<u>420,115</u>	<u>8,009,648</u>
Business-type activities:			
Early Childhood Development	25,294	21,680	-
Total business-type activities	<u>25,294</u>	<u>21,680</u>	<u>-</u>
Totals	<u>\$ 20,965,266</u>	<u>\$ 441,795</u>	<u>\$ 8,009,648</u>

General revenues:

Property taxes levied for:
 General purposes
 Debt service
 Capital outlay
 Classroom facilities maintenance
Payments in lieu of taxes
Grants and entitlements not restricted
to specific programs
Investment earnings
Miscellaneous
Total general revenues

Change in net position

Net position at beginning of year (restated)

Net position at end of year

SEE ACCOMPANYING NOTES TO THE BASIC FINANCIAL STATEMENTS

**Net (Expense) Revenue
and Changes in Net Position**

Governmental Activities	Business-Type Activities	Total
\$ (3,109,142)	\$ -	\$ (3,109,142)
(1,599,478)	-	(1,599,478)
(29,567)	-	(29,567)
(668,542)	-	(668,542)
(522,066)	-	(522,066)
(328,397)	-	(328,397)
(119,367)	-	(119,367)
(1,607,533)	-	(1,607,533)
(681,724)	-	(681,724)
(912,267)	-	(912,267)
(1,143,827)	-	(1,143,827)
(774,845)	-	(774,845)
(305,880)	-	(305,880)
87,021	-	87,021
(419,166)	-	(419,166)
(375,429)	-	(375,429)
(12,510,209)	-	(12,510,209)
-	(3,614)	(3,614)
-	(3,614)	(3,614)
(12,510,209)	(3,614)	(12,513,823)
4,213,741	-	4,213,741
811,917	-	811,917
52,827	-	52,827
92,085	-	92,085
8,982	-	8,982
9,361,561	-	9,361,561
341,792	-	341,792
45,183	-	45,183
14,928,088	-	14,928,088
2,417,879	(3,614)	2,414,265
25,044,942	41,506	25,086,448
<u>\$ 27,462,821</u>	<u>\$ 37,892</u>	<u>\$ 27,500,713</u>

**BUCYRUS LOCAL SCHOOL DISTRICT
CRAWFORD COUNTY, OHIO**

BALANCE SHEET
GOVERNMENTAL FUNDS
JUNE 30, 2023

	<u>General</u>	<u>ESSER</u>	<u>Nonmajor Governmental Funds</u>	<u>Total Governmental Funds</u>
Assets:				
Equity in pooled cash and investments	\$ 14,814,024	\$ -	\$ 1,633,883	\$ 16,447,907
Receivables:				
Property taxes	3,908,913	-	905,660	4,814,573
Payment in lieu of taxes	8,982	-	-	8,982
Accrued interest	12,487	-	-	12,487
Intergovernmental	14,542	-	254,791	269,333
Prepayments	88,866	-	262	89,128
Materials and supplies inventory	-	-	2,582	2,582
Inventory held for resale	-	-	7,351	7,351
Due from other funds	60,925	-	-	60,925
Total assets	<u>\$ 18,908,739</u>	<u>\$ -</u>	<u>\$ 2,804,529</u>	<u>\$ 21,713,268</u>
Liabilities:				
Accounts payable	\$ 143,952	\$ -	\$ 25,562	\$ 169,514
Contracts payable	51,765	-	-	51,765
Accrued wages and benefits payable	1,119,373	-	191,715	1,311,088
Intergovernmental payable	60,775	-	2,407	63,182
Pension and postemployment benefits payable	211,052	-	30,860	241,912
Due to other funds	-	1,000	59,925	60,925
Total liabilities	<u>1,586,917</u>	<u>1,000</u>	<u>310,469</u>	<u>1,898,386</u>
Deferred inflows of resources:				
Property taxes levied for the next fiscal year	1,700,988	-	428,411	2,129,399
Delinquent property tax revenue not available	474,054	-	107,160	581,214
Intergovernmental revenue not available	-	-	225,841	225,841
Total deferred inflows of resources	<u>2,175,042</u>	<u>-</u>	<u>761,412</u>	<u>2,936,454</u>
Fund balances:				
Nonspendable:				
Materials and supplies inventory	-	-	2,582	2,582
Prepays	88,866	-	262	89,128
Restricted:				
Debt service	-	-	870,760	870,760
Capital improvements	-	-	183,443	183,443
Classroom facilities maintenance	-	-	312,008	312,008
Food service operations	-	-	423,940	423,940
Non-public schools	-	-	44,483	44,483
Extracurricular	-	-	107,101	107,101
Other purposes	-	-	13,910	13,910
Assigned:				
Student instruction	377,163	-	-	377,163
Student and staff support	815,008	-	-	815,008
Unassigned (deficit)	<u>13,865,743</u>	<u>(1,000)</u>	<u>(225,841)</u>	<u>13,638,902</u>
Total fund balances	<u>15,146,780</u>	<u>(1,000)</u>	<u>1,732,648</u>	<u>16,878,428</u>
Total liabilities, deferred inflows and fund balances	<u>\$ 18,908,739</u>	<u>\$ -</u>	<u>\$ 2,804,529</u>	<u>\$ 21,713,268</u>

SEE ACCOMPANYING NOTES TO THE BASIC FINANCIAL STATEMENTS

**BUCYRUS LOCAL SCHOOL DISTRICT
CRAWFORD COUNTY, OHIO**

RECONCILIATION OF TOTAL GOVERNMENTAL FUND BALANCES TO
NET POSITION OF GOVERNMENTAL ACTIVITIES
JUNE 30, 2023

Total governmental fund balances		\$	16,878,428
<i>Amounts reported for governmental activities on the statement of net position are different because:</i>			
Capital assets used in governmental activities are not financial resources and therefore are not reported in the funds.			29,582,158
Other long-term assets are not available to pay for current-period expenditures and therefore are deferred inflows in the funds.			
Property taxes receivable	\$	581,214	
Intergovernmental receivable		225,841	
Total		<u>807,055</u>	807,055
An internal service fund is used by management to charge the costs of insurance to individual funds. The assets and liabilities of the internal service fund are included in governmental activities on the statement of net position.			3,797,827
Unamortized premiums on bonds issued are not recognized in the funds.			(448,048)
Unamortized amounts on refundings are not recognized in the funds.			192,482
Accrued interest payable is not due and payable in the current period and therefore is not reported in the funds.			(78,351)
The net pension/OPEB assets & liabilities are not due and payable in the current period; therefore, the assets, liabilities and related deferred inflows/outflows are not reported in governmental funds.			
Deferred outflows - pension		3,745,306	
Deferred inflows - pension		(1,834,915)	
Net pension liability		(15,233,299)	
Deferred outflows - OPEB		416,137	
Deferred inflows - OPEB		(2,278,541)	
Net OPEB asset		1,347,139	
Net OPEB liability		(969,624)	
Total		<u>(14,807,797)</u>	(14,807,797)
Long-term liabilities, including bonds payable, are not due and payable in the current period and therefore are not reported in the funds.			
General obligation bonds		(7,442,853)	
Lease obligations		(85,191)	
Compensated absences		(932,889)	
Total		<u>(8,460,933)</u>	(8,460,933)
Net position of governmental activities		<u>\$</u>	<u>27,462,821</u>

SEE ACCOMPANYING NOTES TO THE BASIC FINANCIAL STATEMENTS

**BUCYRUS LOCAL SCHOOL DISTRICT
CRAWFORD COUNTY, OHIO**

STATEMENT OF REVENUES, EXPENDITURES AND CHANGES IN FUND BALANCES
GOVERNMENTAL FUNDS
FOR THE FISCAL YEAR ENDED JUNE 30, 2023

	<u>General</u>	<u>ESSER</u>	<u>Nonmajor Governmental Funds</u>	<u>Total Governmental Funds</u>
Revenues:				
Property taxes	\$ 4,245,086	\$ -	\$ 959,568	\$ 5,204,654
Intergovernmental	10,961,493	3,981,335	2,188,567	17,131,395
Investment earnings	341,792	-	5,993	347,785
Tuition and fees	4,308	-	-	4,308
Extracurricular	-	-	135,033	135,033
Rental income	2,745	-	-	2,745
Charges for services	-	-	221,169	221,169
Contributions and donations	153	-	7,980	8,133
Payment in lieu of taxes	8,982	-	-	8,982
Miscellaneous	45,030	-	56,860	101,890
Total revenues	<u>15,609,589</u>	<u>3,981,335</u>	<u>3,575,170</u>	<u>23,166,094</u>
Expenditures:				
Current:				
Instruction:				
Regular	3,054,230	3,187,900	585,085	6,827,215
Special	3,139,044	-	625,362	3,764,406
Vocational	5,391	-	-	5,391
Other	668,542	-	-	668,542
Support services:				
Pupil	789,055	-	40,506	829,561
Instructional staff	330,252	794,435	25,014	1,149,701
Board of education	119,679	-	-	119,679
Administration	1,621,589	-	2,203	1,623,792
Fiscal	691,095	-	24,678	715,773
Business	861,887	-	18,273	880,160
Operations and maintenance	1,484,387	-	29,758	1,514,145
Pupil transportation	807,021	-	629	807,650
Central	314,947	-	10,548	325,495
Operation of non-instructional services:				
Food service operations	-	-	938,004	938,004
Extracurricular activities	419,257	-	129,386	548,643
Capital outlay	108,779	-	-	108,779
Debt service:				
Principal retirement	23,588	-	80,000	103,588
Interest and fiscal charges	4,498	-	187,191	191,689
Retirement of accreted interest	-	-	670,000	670,000
Total expenditures	<u>14,443,241</u>	<u>3,982,335</u>	<u>3,366,637</u>	<u>21,792,213</u>
Excess (deficiency) of revenues over (under) expenditures	<u>1,166,348</u>	<u>(1,000)</u>	<u>208,533</u>	<u>1,373,881</u>
Other financing sources (uses):				
Capital lease transaction	108,779	-	-	108,779
Total other financing sources (uses)	<u>108,779</u>	<u>-</u>	<u>-</u>	<u>108,779</u>
Net change in fund balances	1,275,127	(1,000)	208,533	1,482,660
Fund balances at beginning of year	<u>13,871,653</u>	<u>-</u>	<u>1,524,115</u>	<u>15,395,768</u>
Fund balances at end of year	<u>\$ 15,146,780</u>	<u>\$ (1,000)</u>	<u>\$ 1,732,648</u>	<u>\$ 16,878,428</u>

SEE ACCOMPANYING NOTES TO THE BASIC FINANCIAL STATEMENTS

**BUCYRUS LOCAL SCHOOL DISTRICT
CRAWFORD COUNTY, OHIO**

RECONCILIATION OF THE STATEMENT OF REVENUES, EXPENDITURES
AND CHANGES IN FUND BALANCES OF GOVERNMENTAL FUNDS
TO THE STATEMENT OF ACTIVITIES
FOR THE FISCAL YEAR ENDED JUNE 30, 2023

Net change in fund balances - total governmental funds	\$	1,482,660
<i>Amounts reported for governmental activities in the statement of activities are different because:</i>		
Governmental funds report capital outlays as expenditures. However, in the statement of activities, the cost of those assets is allocated over their estimated useful lives as depreciation expense.		
Capital asset additions	\$ 753,488	
Current year depreciation	(982,854)	
Total		(229,366)
Revenues in the statement of activities that do not provide current financial resources are not reported as revenues in the funds.		
Property taxes	(34,084)	
Miscellaneous	(2,886)	
Intergovernmental	225,841	
Total		188,871
Repayment of bond principal, accreted interest and lease obligation are expenditures in the governmental funds, but the repayment reduces long-term liabilities on the statement of net position.		
		773,588
Issuance of leases are recorded as other financing sources in the funds; however, in the statement of activities, they are not reported as other financing sources as they increase liabilities on the statement of net position.		
		(108,779)
In the statement of activities, interest is accrued on outstanding bonds, whereas in governmental funds, an interest expenditure is reported when due. The following items resulted in additional interest being reported in the statement of activities:		
(Increase) in accrued interest payable	(355)	
Accreted interest on capital appreciation bonds	(221,280)	
Amortization of bond premiums	147,616	
Amortization of deferred charges	(109,721)	
Total		(183,740)
Contractually required contributions are reported as expenditures in governmental funds; however, the statement of net position reports these amounts as deferred outflows.		
Pension	1,329,073	
OPEB	47,015	
Total		1,376,088
Except for amounts reported as deferred inflows/outflows, changes in the net pension/OPEB liability/asset are reported as pension/OPEB expense in the statement of activities.		
Pension	(1,431,869)	
OPEB	316,874	
Total		(1,114,995)
Some expenses reported in the statement of activities, such as compensated absences, do not require the use of current financial resources and therefore are not reported as expenditures in governmental funds.		
		20,927
An internal service fund used by management to charge the costs of insurance to individual funds is not reported in the district-wide statement of activities. Governmental fund expenditures and the related internal service fund revenues are eliminated. The net revenue (expense) of the internal service fund is allocated among the governmental activities.		
		212,625
Change in net position of governmental activities	\$	2,417,879

SEE ACCOMPANYING NOTES TO THE BASIC FINANCIAL STATEMENTS

**BUCYRUS LOCAL SCHOOL DISTRICT
CRAWFORD COUNTY, OHIO**

STATEMENT OF REVENUES, EXPENDITURES AND CHANGES IN
FUND BALANCE - BUDGET AND ACTUAL (NON-GAAP BUDGETARY BASIS)
GENERAL FUND
FOR THE FISCAL YEAR ENDED JUNE 30, 2023

	<u>Budgeted Amounts</u>			Variance with Final Budget Positive (Negative)
	<u>Original</u>	<u>Final</u>	<u>Actual</u>	
Revenues:				
Property taxes	\$ 4,051,725	\$ 4,209,041	\$ 4,209,041	\$ -
Intergovernmental	13,078,042	9,454,214	10,961,909	1,507,695
Investment earnings	6,020	243,020	342,849	99,829
Tuition and fees	392,540	21,268	4,308	(16,960)
Rental income	-	-	1,845	1,845
Miscellaneous	116,314	32,183	35,722	3,539
Total revenues	<u>17,644,641</u>	<u>13,959,726</u>	<u>15,555,674</u>	<u>1,595,948</u>
Expenditures:				
Current:				
Instruction:				
Regular	6,198,969	6,004,576	3,045,612	2,958,964
Special	2,597,005	3,831,683	3,335,676	496,007
Vocational	2,437	2,291	5,384	(3,093)
Other	4,073,964	771,376	770,861	515
Support services:				
Pupil	627,215	880,200	877,763	2,437
Instructional staff	140,687	278,966	323,564	(44,598)
Board of education	72,660	191,720	163,314	28,406
Administration	1,851,918	1,782,324	1,670,748	111,576
Fiscal	743,899	745,384	686,128	59,256
Business	922,456	1,198,239	1,138,151	60,088
Operations and maintenance	1,282,268	1,754,346	1,746,221	8,125
Pupil transportation	419,331	921,580	772,124	149,456
Central	353,587	536,999	345,760	191,239
Extracurricular activities	433,758	407,795	418,010	(10,215)
Total expenditures	<u>19,720,154</u>	<u>19,307,479</u>	<u>15,299,316</u>	<u>4,008,163</u>
Excess (deficiency) of revenues over (under) expenditures	<u>(2,075,513)</u>	<u>(5,347,753)</u>	<u>256,358</u>	<u>5,604,111</u>
Other financing sources (uses):				
Refund of prior year's expenditures	180,000	19,879	19,879	-
Total other financing sources (uses)	<u>180,000</u>	<u>19,879</u>	<u>19,879</u>	<u>-</u>
Net change in fund balance	(1,895,513)	(5,327,874)	276,237	5,604,111
Fund balance at beginning of year	12,415,741	12,415,741	12,415,741	-
Prior year encumbrances appropriated	904,054	904,054	904,054	-
Fund balance at end of year	<u>\$ 11,424,282</u>	<u>\$ 7,991,921</u>	<u>\$ 13,596,032</u>	<u>\$ 5,604,111</u>

SEE ACCOMPANYING NOTES TO THE BASIC FINANCIAL STATEMENTS

**BUCYRUS LOCAL SCHOOL DISTRICT
CRAWFORD COUNTY, OHIO**

STATEMENT OF REVENUES, EXPENDITURES AND CHANGES IN
FUND BALANCE - BUDGET AND ACTUAL (NON-GAAP BUDGETARY BASIS)
ESSER
FOR THE FISCAL YEAR ENDED JUNE 30, 2023

	<u>Budgeted Amounts</u>		<u>Actual</u>	Variance with Final Budget Positive (Negative)
	<u>Original</u>	<u>Final</u>		
Revenues:				
Intergovernmental	\$ 4,404,039	\$ 4,614,778	\$ 4,016,007	\$ (598,771)
Total revenue	<u>4,404,039</u>	<u>4,614,778</u>	<u>4,016,007</u>	<u>(598,771)</u>
Expenditures:				
Current:				
Instruction:				
Regular	3,235,837	3,397,639	3,277,900	119,739
Support services:				
Instructional staff	978,667	1,027,604	794,435	233,169
Total expenditures	<u>4,214,504</u>	<u>4,425,243</u>	<u>4,072,335</u>	<u>352,908</u>
Net change in fund balance	189,535	189,535	(56,328)	(245,863)
Fund balance (deficit) at beginning of year	(189,535)	(189,535)	(189,535)	-
Prior year encumbrances appropriated	154,863	154,863	154,863	-
Fund balance (deficit) at end of year	<u>\$ 154,863</u>	<u>\$ 154,863</u>	<u>\$ (91,000)</u>	<u>\$ (245,863)</u>

SEE ACCOMPANYING NOTES TO THE BASIC FINANCIAL STATEMENTS

**BUCYRUS LOCAL SCHOOL DISTRICT
CRAWFORD COUNTY, OHIO**

STATEMENT OF NET POSITION
PROPRIETARY FUNDS
JUNE 30, 2023

	Total Business-Type Activities - Early Childhood Development	Governmental Activities - Internal Service Funds
	<u> </u>	<u> </u>
Assets:		
Current assets:		
Equity in pooled cash and investments	\$ 40,292	\$ 3,999,107
	<u> </u>	<u> </u>
Total assets	40,292	3,999,107
	<u> </u>	<u> </u>
Liabilities:		
Accounts payable	2,400	48,656
Claims payable	-	152,624
	<u> </u>	<u> </u>
Total liabilities	2,400	201,280
	<u> </u>	<u> </u>
Net position:		
Unrestricted	37,892	3,797,827
	<u> </u>	<u> </u>
Total net position	\$ 37,892	\$ 3,797,827
	<u> </u>	<u> </u>

SEE ACCOMPANYING NOTES TO THE BASIC FINANCIAL STATEMENTS

**BUCYRUS LOCAL SCHOOL DISTRICT
CRAWFORD COUNTY, OHIO**

STATEMENT OF REVENUES, EXPENSES AND
CHANGES IN NET POSITION
PROPRIETARY FUNDS
FOR THE FISCAL YEAR ENDED JUNE 30, 2023

	Total Business-Type Activities - Enterprise Funds	Governmental Activities - Internal Service Funds
Operating revenues:		
Tuition and fees	\$ 21,680	\$ -
Sales/charges for services	-	3,046,308
Total operating revenues	21,680	3,046,308
Operating expenses:		
Purchased services	22,877	488,811
Materials and supplies	2,417	-
Claims	-	2,344,872
Total operating expenses	25,294	2,833,683
Change in net position	(3,614)	212,625
Net position at beginning of year	41,506	3,585,202
Net position at end of year	\$ 37,892	\$ 3,797,827

SEE ACCOMPANYING NOTES TO THE BASIC FINANCIAL STATEMENTS

**BUCYRUS LOCAL SCHOOL DISTRICT
CRAWFORD COUNTY, OHIO**

STATEMENT OF CASH FLOWS
PROPRIETARY FUNDS
FOR THE FISCAL YEAR ENDED JUNE 30, 2023

	Total Business-Type Activities - Enterprise Funds	Governmental Activities - Internal Service Funds
Cash flows from operating activities:		
Cash received from tuition and fees	\$ 21,680	\$ -
Cash received from sales/charges for services	-	3,046,308
Cash payments for contractual services	(20,477)	(440,155)
Cash payments for materials and supplies	(2,417)	-
Cash payments for claims	-	(2,522,048)
	(1,214)	84,105
Net cash provided by (used in) operating activities	(1,214)	84,105
Net increase (decrease) in cash and investments	(1,214)	84,105
Cash and investments at beginning of year	41,506	3,915,002
Cash and investments at end of year	\$ 40,292	\$ 3,999,107
Reconciliation of operating income (loss) to net cash provided by (used in) operating activities:		
Operating income (loss)	\$ (3,614)	\$ 212,625
Changes in assets and liabilities:		
Accounts payable	2,400	48,656
Claims payable	-	(177,176)
	-	(128,520)
Net cash provided by (used in) operating activities	\$ (1,214)	\$ 84,105

SEE ACCOMPANYING NOTES TO THE BASIC FINANCIAL STATEMENTS

**BUCYRUS CITY SCHOOL DISTRICT
CRAWFORD COUNTY, OHIO**

**NOTES TO THE BASIC FINANCIAL STATEMENTS
FOR THE FISCAL YEAR ENDED JUNE 30, 2023**

NOTE 1 - DESCRIPTION OF THE SCHOOL DISTRICT

Bucyrus City School District (the “School District”) is organized under Article VI, Sections 2 and 3 of the Constitution of the State of Ohio. The School District operates under a locally-elected Board form of government consisting of five members elected at-large for staggered four year terms. The School District provides educational services as authorized by state and federal guidelines.

The School District was established in 1850. The School District serves an area of approximately six square miles. It is located in Crawford County. It is staffed by 39 classified employees, 90 certified employees and 12 administrators who provide services to 1,089 students and other community members. The School District currently operates one elementary school, one high school/middle school, one athletic/community building, and one central office.

NOTE 2 - SUMMARY OF SIGNIFICANT ACCOUNTING POLICIES

A. Reporting Entity

A reporting entity is composed of the primary government, component units, and other organizations that are included to insure the financial statements are not misleading. The primary government of the School District consists of all funds, departments, boards, and agencies that are not legally separate from the School District. For Bucyrus City School District, this includes general operations, food service, and student related activities of the School District.

Component units are legally separate organizations for which the School District is financially accountable. The School District is financially accountable for an organization if the School District appoints a voting majority of the organization’s governing board and (1) the School District is able to significantly influence the programs or services performed or provided by the organization; or (2) the School District is legally entitled to or can otherwise access the organization’s resources; the School District is legally obligated or has otherwise assumed the responsibility to finance the deficits of, or provide financial support to, the organization; or the School District is obligated for the debt of the organization. Component units may also include organizations that are fiscally dependent on the School District in that the School District approves the budget, the issuance of debt, or the levying of taxes. There are no component units of the Bucyrus City School District.

The following activity is included within the School District’s reporting entity:

The School District participates in three jointly governed organizations and two insurance pools. These organizations are META, Pioneer Career and Technology Center, Ohio School Council, the Ohio School Plan and the Ohio School Boards Association Workers’ Compensation Group Rating Plan. These organizations are presented in Notes 17 and 18 to the basic financial statements.

The basic financial statements of Bucyrus City School District have been prepared in conformity with accounting principles generally accepted in the United States of America (GAAP) as applied to governmental units. The Governmental Accounting Standards Board (GASB) is the accepted standard-setting body for establishing governmental accounting and financial reporting principles. Following are the more significant of the School District’s accounting policies.

B. Basis of Presentation

The School District’s basic financial statements consist of government-wide financial statements, including a statement of net position and a statement of activities, and fund financial statements which provide a more detailed level of financial information.

**BUCYRUS CITY SCHOOL DISTRICT
CRAWFORD COUNTY, OHIO**

NOTES TO THE BASIC FINANCIAL STATEMENTS
FOR THE FISCAL YEAR ENDED JUNE 30, 2023

NOTE 2 - SUMMARY OF SIGNIFICANT ACCOUNTING POLICIES - (Continued)

Government-Wide Financial Statements - The statement of net position and the statement of activities display information about the School District as a whole. These statements include the financial activities of the primary government, except for fiduciary funds. These statements distinguish between those activities of the School District that are governmental activities (primarily supported by taxes and intergovernmental revenues) and those that are considered business-type activities (primarily supported by fees and charges).

The statement of net position presents the financial condition of the governmental and business-type activities of the School District at fiscal year end. The statement of activities presents a comparison between direct expenses and program revenues for each program or function of the School District's governmental activities and the business-type activity. Direct expenses are those that are specifically associated with a service, program, or department and, therefore, clearly identifiable to a particular function. Program revenues include charges paid by the recipient of the goods or services offered by the program and grants, contributions, and interest that are restricted to meeting the operational or capital requirements of a particular program. Revenues which are not classified as program revenues are presented as general revenues of the School District, with certain limited exceptions. The comparison of direct expenses with program revenues identifies the extent to which each governmental function or business activity is self-financing or draws from the general revenues of the School District.

Fund Financial Statements - During the fiscal year, the School District segregates transactions related to certain School District functions or activities in separate funds in order to aid financial management and to demonstrate legal compliance. Fund financial statements are designed to present financial information of the School District at this more detailed level. The focus of governmental and enterprise fund financial reporting is on major funds. Each major fund is presented in a separate column. Nonmajor funds are aggregated and presented in a single column. Fiduciary funds are reported by type.

C. Fund Accounting

The School District uses funds to maintain its financial records during the fiscal year. A fund is defined as a fiscal and accounting entity with a self-balancing set of accounts. The funds of the School District are divided into three categories; governmental, proprietary, and fiduciary.

GOVERNMENTAL FUNDS

Governmental funds are those through which most governmental functions of the School District are financed. Governmental fund reporting focuses on the sources, uses, and balances of current financial resources. Expendable assets are assigned to the various governmental funds according to the purposes for which they may or must be used. Current liabilities are assigned to the fund from which they will be paid. The difference between governmental fund assets and deferred outflows of resources, and liabilities and deferred inflows of resources is reported as fund balance. The School District's major funds are the General fund and the ESSER fund.

General fund - The general fund is used to account for all financial resources, except those required to be accounted for in another fund. The general fund balance is available to the School District for any purpose provided it is expended or transferred according to the general laws of Ohio.

ESSER fund - The Elementary and Secondary School Emergency Relief (ESSER) fund is used to account for federal grants related to the COVID-19 pandemic. Restrictions include, but are not limited to, providing for coordination of preparedness and response efforts, training and professional development of staff, planning and coordination of long-term closures, and purchasing technology for students.

**BUCYRUS CITY SCHOOL DISTRICT
CRAWFORD COUNTY, OHIO**

NOTES TO THE BASIC FINANCIAL STATEMENTS
FOR THE FISCAL YEAR ENDED JUNE 30, 2023

NOTE 2 - SUMMARY OF SIGNIFICANT ACCOUNTING POLICIES - (Continued)

Other governmental funds of the School District are used to account for (a) financial resources that are restricted, committed, or assigned to expenditures for capital outlays including the acquisition or construction of capital facilities and other capital assets and (b) specific revenue sources that are restricted or committed to an expenditure for specified purposes other than debt service or capital projects and (c) financial resources that are restricted, committed or assigned to expenditure for principal and interest.

PROPRIETARY FUNDS

Proprietary fund reporting focuses on the determination of operating income, change in net position, financial position, and cash flows.

Enterprise fund - Enterprise funds may be used to account for any activity for which a fee is charged to external users for goods or services. The School District has one enterprise fund that accounts for revenues from an after school care program.

Internal service fund - The internal service fund is used to account for the financing of goods or services provided by one department or agency to other departments or agencies of the School District, or to other governments, on a cost-reimbursement basis. The only internal service fund of the School District accounts for a self-insurance program which provides medical/surgical, dental and vision benefits to employees.

FIDUCIARY FUNDS

Fiduciary fund reporting focuses on net position and changes in net position. The fiduciary fund category is split into four classifications: pension trust funds, investment trust funds, private-purpose trust funds and custodial funds. Trust funds are distinguished from custodial funds by the existence of a trust agreement or equivalent arrangements that have certain characteristics. Custodial funds are used to report fiduciary activities that are not required to be reported in a trust fund. The District has no fiduciary funds.

D. Measurement Focus

Government-Wide Financial Statements - The government-wide financial statements are prepared using a flow of economic resources measurement focus. All assets and deferred outflows of resources and all liabilities and deferred inflows of resources associated with the operation of the School District are included on the statement of net position. The statement of activities presents increases (e.g., revenues) and decreases (e.g., expenses) in total net position.

Fund Financial Statements - All governmental funds are accounted for using a flow of current financial resources measurement focus. With this measurement focus, only current assets and deferred outflows of resources and current liabilities and deferred inflows of resources are generally included on the balance sheet. The statement of revenues, expenditures, and changes in fund balances reflects the sources (i.e., revenues and other financing sources) and uses (i.e., expenditures and other financing uses) of current financial resources. This approach differs from the manner in which the governmental activities of the government-wide financial statements are prepared. Governmental fund financial statements, therefore, include a reconciliation with brief explanations to better identify the relationship between the government-wide statements and the fund financial statements for governmental funds.

Like the government-wide financial statements, the proprietary and custodial funds are accounted for using a flow of economic resources measurement focus. All assets and all liabilities associated with the operation of this fund are included on the statement of fund net position. The statement of revenues, expenses, and change in fund net position presents increases (e.g., revenues) and decreases (e.g., expenses) in total net position. The statement of cash flows reflects how the School District finances and meets the cash flow needs of its enterprise activity.

**BUCYRUS CITY SCHOOL DISTRICT
CRAWFORD COUNTY, OHIO**

NOTES TO THE BASIC FINANCIAL STATEMENTS
FOR THE FISCAL YEAR ENDED JUNE 30, 2023

NOTE 2 - SUMMARY OF SIGNIFICANT ACCOUNTING POLICIES - (Continued)

E. Basis of Accounting

Basis of accounting determines when transactions are recorded in the financial records and reported on the financial statements. Government-wide financial statements are prepared using the accrual basis of accounting. Governmental funds use the modified accrual basis of accounting; the enterprise fund and fiduciary funds use the accrual basis of accounting. Differences in the accrual and modified accrual basis of accounting arise in the recognition of revenue, the recording of deferred outflows and deferred inflows of resources, and in the presentation of expenses versus expenditures.

Revenues - Exchange and Nonexchange Transactions - Revenue resulting from exchange transactions, in which each party gives and receives essentially equal value, is recorded on the accrual basis when the exchange takes place. On the modified accrual basis, revenue is recorded in the fiscal year in which the resources are measurable and become available. Available means the resources will be collected within the current fiscal year or are expected to be collected soon enough thereafter to be used to pay liabilities of the current fiscal year. For the School District, available means expected to be received within sixty days of fiscal year end.

Nonexchange transactions, in which the School District receives value without directly giving equal value in return, include property taxes, grants, entitlements, and donations. On the accrual basis, revenue from property taxes is recognized in the fiscal year for which the taxes are levied. Revenue from grants, entitlements, and donations is recognized in the fiscal year in which all eligibility requirements have been satisfied. Eligibility requirements include timing requirements, which specify the fiscal year when the resources are required to be used or the fiscal year when use is first permitted; matching requirements, in which the School District must provide local resources to be used for a specified purpose; and expenditure requirements, in which the resources are provided to the School District on a reimbursement basis. On the modified accrual basis, revenue from nonexchange transactions must also be available before it can be recognized.

Under the modified accrual basis, the following revenue sources are considered both measurable and available at fiscal year-end: property taxes available as an advance, grants, interest, tuition, student fees, and charges for services.

Deferred Outflows of Resources and Deferred Inflows of Resources - In addition to assets, the government-wide statement of net position will report a separate section for deferred outflows of resources. Deferred outflows of resources represent a consumption of net assets that applies to a future period and will not be recognized as an outflow of resources (expense/expenditure) until then. See Notes 14 and 15 for deferred outflows of resources related to net pension liability/asset and net OPEB liability/asset, respectively. In addition, deferred outflows of resources include a deferred charge on debt refunding. A deferred charge on refunding results from the difference in the carrying value of refunded debt and its reacquisition price. This amount is deferred and amortized over the shorter of the life of the refunded or refunding debt.

In addition to liabilities, both the government-wide statement of net position and the governmental fund financial statements report a separate section for deferred inflows of resources. Deferred inflows of resources represent an acquisition of net assets that applies to a future period and will not be recognized as an inflow of resources (revenue) until that time. Deferred inflows of resources include property taxes and unavailable revenue. Property taxes represent amounts for which there is an enforceable legal claim as of June 30, 2023, but which were levied to finance fiscal year 2024 operations. These amounts have been recorded as a deferred inflow of resources on both the government-wide statement of net position and the governmental fund financial statements. Unavailable revenue is reported only on the governmental funds balance sheet, and represents receivables which will not be collected within the available period. Unavailable revenue includes, but is not limited to, delinquent property taxes and intergovernmental grants. These amounts are deferred and recognized as an inflow of resources in the period the amounts become available.

**BUCYRUS CITY SCHOOL DISTRICT
CRAWFORD COUNTY, OHIO**

NOTES TO THE BASIC FINANCIAL STATEMENTS
FOR THE FISCAL YEAR ENDED JUNE 30, 2023

NOTE 2 - SUMMARY OF SIGNIFICANT ACCOUNTING POLICIES - (Continued)

See Notes 14 and 15 for deferred inflows of resources related to net pension liability/asset and net OPEB liability/asset, respectively. These deferred inflows of resources are only reported on the government-wide statement of net position.

Expenses/Expenditures - On the accrual basis, expenses are recognized at the time they are incurred. The measurement focus of governmental fund accounting is on decreases in net financial resources (expenditures) rather than expenses. Expenditures are generally recognized in the accounting period in which the related fund liability is incurred, if measurable. Allocations of cost, such as depreciation and amortization, are not recognized in governmental funds.

F. Budgetary Process

All funds, except custodial funds, are legally required to be budgeted and appropriated. The major documents prepared are the statement of fund activity, certificate of estimated resources, and the appropriations resolution, all of which are prepared on the budgetary basis of accounting. The statement of fund activity demonstrates a need for existing or increased tax rates. The certificate of estimated resources establishes a limit on the amount the Board of Education may appropriate. The appropriations resolution is the Board's authorization to spend resources and sets annual limits on expenditures plus encumbrances at the level of control selected by the Board. The legal level of budgetary control is at the fund level for all funds. Budgetary allocations at the function and object level within all funds are made by the School District Treasurer.

The certificate of estimated resources may be amended during the fiscal year if projected increases or decreases in revenue are identified by the Treasurer. The amounts reported as the original budgeted amounts on the budgetary statements reflect the amounts on the certificate of estimated resources when the original appropriations were adopted. The amounts reported as the final budgeted amounts on the budgetary statements reflect the amounts on the amended certificate of estimated resources in effect at the time final appropriations were passed by the Board.

The appropriations resolution is subject to amendment throughout the fiscal year with the restriction that appropriations cannot exceed estimated resources. The amounts reported as the original budgeted amounts reflect the first appropriations resolution for that fund that covered the entire fiscal year, including amounts automatically carried forward from prior fiscal years. The amounts reported as the final budgeted amounts represent the final appropriation amounts passed by the Board during the fiscal year.

G. Cash and Investments

To improve cash management, cash received by the School District is pooled. Monies for all funds are maintained in this pool. Individual fund integrity is maintained through School District records. Interest in the pool is presented as "Equity in Pooled Cash and Investments".

During fiscal year 2023, the School District invested in US government money market mutual funds, commercial paper, negotiable certificates of deposit, US Treasury Notes, US Treasury Bills, municipal bonds and federal agency securities. Investments are reported at fair value.

The School District allocates interest earnings according to State statutes. Interest revenue credited to the general fund during fiscal year 2023 was \$341,792 which includes \$90,532 assigned from other School District funds.

**BUCYRUS CITY SCHOOL DISTRICT
CRAWFORD COUNTY, OHIO**

NOTES TO THE BASIC FINANCIAL STATEMENTS
FOR THE FISCAL YEAR ENDED JUNE 30, 2023

NOTE 2 - SUMMARY OF SIGNIFICANT ACCOUNTING POLICIES - (Continued)

Investments of the School District’s cash management pool and investments with an original maturity of three months or less at the time they are purchased by the School District are presented on the financial statements as cash equivalents.

H. Inventory

On government-wide financial statements, purchased inventories are presented at the lower of cost or market and donated commodities are presented at their entitlement value. Inventory is presented at cost on a first-in, first-out basis and is expensed/expensed when used. Inventories are accounted for using the consumption method on the government-wide statements and the fund financial statements.

On the fund financial statements, reported material and supplies inventory is equally offset by nonspendable fund balance in the governmental funds, which indicates that it does not constitute available spending resources even though it is a component of net current assets.

Inventory consists of administrative supplies and donated and purchased food.

I. Restricted Assets

Assets are reported as restricted when limitations on their use change the nature or normal understanding of the availability of the asset. Such constraints are either externally imposed by creditors, contributors, grantors, laws of other governments, or imposed by law through constitutional provisions. The District has no restricted assets.

J. Capital Assets

All of the School District’s capital assets are general capital assets generally resulting from expenditures in governmental funds. These assets are reported in the governmental activities column on the government-wide statement of net position, but are not reported on the fund financial statements.

All capital assets are capitalized at cost and updated for additions and reductions during the fiscal year. Donated capital assets are recorded at their acquisition value on the date donated. The School District maintains a capitalization threshold of two thousand five hundred dollars. Improvements are capitalized.

The costs of normal maintenance and repairs that do not add to the value of the asset or materially extend an asset’s life are not capitalized. All capital assets, except land, are depreciated. Improvements are depreciated over the remaining useful lives of the related capital assets. Depreciation is computed using the straight-line method over the following useful lives:

Description	Governmental Activities Estimated Lives
Land improvements	20 - 40 years
Buildings and improvements	25 - 138 years
Furniture and equipment	10 - 50 years
Vehicles	10 - 15 years
Intangible leased assets	5 years

The School District is reporting intangible right to use assets related to leased equipment and software. The intangible assets are being amortized in a systematic and rational manner of the shorter of the lease term or the useful life of the underlying asset.

**BUCYRUS CITY SCHOOL DISTRICT
CRAWFORD COUNTY, OHIO**

NOTES TO THE BASIC FINANCIAL STATEMENTS
FOR THE FISCAL YEAR ENDED JUNE 30, 2023

NOTE 2 - SUMMARY OF SIGNIFICANT ACCOUNTING POLICIES - (Continued)

K. Deferred Charge on Refunding

For advance refundings resulting in the defeasance of debt, the difference between the reacquisition price and the net carrying amount of the old debt is deferred and amortized as a component of interest expense. This deferred amount is amortized over the remaining life of the old debt or the life of the new debt, whichever is shorter, and is presented as deferred outflows of resources on the statement of net position.

L. Interfund Assets/Liabilities

On fund financial statements, receivables and payables resulting from interfund loans are classified as “Due to/Due from other funds” and receivables and payables resulting from short-term interfund loans are classified as “interfund loans receivable/payables”. Interfund balances are eliminated on the statement of net position, except for any net residual amounts due between governmental and business-type activities. These amounts are presented as “Internal Balances”.

M. Compensated Absences

Vacation benefits are accrued as a liability as the benefits are earned if the employees’ rights to receive compensation are attributable to services already rendered and it is probable the School District will compensate the employees for the benefits through paid time off or some other means. The School District records a liability for accumulated unused vacation time when earned for all employees with more than one year of service.

Sick leave benefits are accrued as a liability using the vesting method. The liability includes the employees who are currently eligible to receive termination benefits and those the School District has identified as probable of receiving payment in the future. The amount is based on accumulated sick leave and employees’ wage rates at fiscal year end, taking into consideration any limits specified in the School District’s termination policy. The School District records a liability for accumulated unused sick leave for all employees after ten years of service.

The entire compensated absences liability is reported on the government-wide financial statements.

On governmental fund financial statements, compensated absences are recognized as a liability and expenditure to the extent payments come due each period upon the occurrence of employee resignations and retirements. These amounts are recorded in the account “compensated absences payable” in the fund from which the employees who have accumulated unpaid leave are paid.

N. Accrued Liabilities and Long-Term Obligations

All payables, accrued liabilities, and long-term obligations are reported on the government-wide financial statements. All payables, accrued liabilities, and long-term obligations payable from the enterprise fund are reported on the enterprise fund financial statements.

In general, governmental fund payables and accrued liabilities that, once incurred, are paid in a timely manner and in full from current financial resources are reported as obligations of the funds. However, compensated absences and net pension liability that are paid from governmental funds are reported as liabilities on the fund financial statements only to the extent that they come due for payment during the current fiscal year. Bonds are recognized as a liability on the fund financial statements when due. Net pension/OPEB liability should be recognized in the governmental funds to the extent that benefit payments are due and payable and the pension/OPEB plan’s fiduciary net position is not sufficient for payment of those benefits.

**BUCYRUS CITY SCHOOL DISTRICT
CRAWFORD COUNTY, OHIO**

NOTES TO THE BASIC FINANCIAL STATEMENTS
FOR THE FISCAL YEAR ENDED JUNE 30, 2023

NOTE 2 - SUMMARY OF SIGNIFICANT ACCOUNTING POLICIES - (Continued)

O. Unamortized Premium

On government-wide financial statements, premiums are deferred and amortized over the term of the bonds using the bonds-outstanding method, which approximates the effective interest method. Bond premiums are presented as an addition to the face amount of bonds payable.

On the governmental fund financial statements, bond premiums are recognized in the period when the debt is issued.

P. Net Position

Net position represents the difference between assets and deferred outflows and liabilities and deferred inflows. The net position component “net investment in capital assets,” consists of capital assets, net of accumulated depreciation, reduced by the outstanding balances of any borrowing used for the acquisition, construction or improvement of those assets. Deferred outflows of resources and deferred inflows of resources that are attributable to the acquisition, construction or improvement of those assets or related debt also should be included in this component of net position. Net position is reported as restricted when there are limitations imposed on its use either through the enabling legislation adopted by the School District or through external restrictions imposed by creditors, grantors or laws or regulations of other governments. The amount restricted for other purposes includes amounts restricted for food service.

The School District applies restricted resources first when an expense is incurred for purposes for which both restricted and unrestricted net position is available.

Q. Fund Balance

Fund balance is divided into five classifications based primarily on the extent to which the School District is bound to observe constraints imposed upon the use of the resources in the governmental funds. The classifications are as follows:

Nonspendable - The nonspendable fund balance classification includes amounts that cannot be spent because they are not in spendable form or legally required to be maintained intact. The “not in spendable form” criterion includes items that are not expected to be converted to cash. It also includes the long-term amount of loans receivable.

Restricted - Fund balance is reported as restricted when constraints are placed on the use of resources that are either externally imposed by creditors (such as through debt covenants), grantors, contributors, or laws or regulations of other governments, or imposed by law through constitutional provisions or enabling legislation.

Committed - The committed fund balance classification includes amounts that can be used only for the specific purposes imposed by a formal action (resolution) of the School District Board of Education (the highest level of decision making authority). Those committed amounts cannot be used for any other purpose unless the School District Board of Education removes or changes the specified use by taking the same type of action (resolution) it employed to previously commit those amounts. Committed fund balance also incorporates contractual obligations to the extent that existing resources in the fund have been specifically committed for use in satisfying those contractual requirements.

Assigned - Amounts in the assigned fund balance classification are intended to be used by the School District for specific purposes, but do not meet the criteria to be classified as restricted nor committed. In governmental funds other than the general fund, assigned fund balance represents the remaining amount that is not restricted or committed. In the general fund, assigned amounts represent intended uses established by policies of the School District Board of Education, which includes giving the Treasurer the authority to constrain monies for intended purposes.

**BUCYRUS CITY SCHOOL DISTRICT
CRAWFORD COUNTY, OHIO**

NOTES TO THE BASIC FINANCIAL STATEMENTS
FOR THE FISCAL YEAR ENDED JUNE 30, 2023

NOTE 2 - SUMMARY OF SIGNIFICANT ACCOUNTING POLICIES - (Continued)

Unassigned - Unassigned fund balance is the residual classification for the general fund and includes all spendable amounts not contained in the other classifications. In other governmental funds, the unassigned classification is only used to report a deficit fund balance resulting from overspending for specific purposes for which amounts had been restricted, committed, or assigned.

The School District applies restricted resources first when expenditures are incurred for purposes for which restricted and unrestricted (committed, assigned, and unassigned) fund balance is available. Similarly, within unrestricted fund balance, committed amounts are reduced first followed by assigned, and then unassigned amounts when expenditures are incurred for purposes for which amounts in any of the unrestricted fund balance classifications could be used.

R. Operating Revenue and Expenses

Operating revenues are those revenues that are generated directly from the primary activity of the enterprise fund. For the School District, these revenues are tuition and fees for an after school care program. Operating expenses are the necessary costs incurred to provide the service that is the primary activity of the fund. All revenues and expenses not meeting this definition are reported as nonoperating.

S. Interfund Transactions

Transfers between governmental and business-type activities on the government-wide financial statements are reported in the same manner as general revenues.

Internal allocations of overhead expenses from one function to another or within the same function are eliminated on the statement of activities. Payments made for interfund services provided and used are not eliminated.

Exchange transactions between funds are reported as revenues in the seller funds and as expenditures/expenses in the purchaser funds. Flows of cash or goods from one fund to another without a requirement for repayment are reported as interfund transfers. Interfund transfers are reported as other financing sources/uses in governmental funds and after nonoperating revenues/expenses in the proprietary funds. Repayments from funds responsible for particular expenditures/expenses to the funds that initially paid for them are not presented on the financial statements.

T. Pensions/Other Postemployment Benefits (OPEB)

For purposes of measuring the net pension/OPEB liability, net OPEB asset, deferred outflows of resources and deferred inflows of resources related pensions/OPEB, and pension/OPEB expense, information about the fiduciary net position of the pension/OPEB plans and additions to/deductions from their fiduciary net position have been determined on the same basis as they are reported by the pension/OPEB plan. For this purpose, benefit payments (including refunds of employee contributions) are recognized when due and payable in accordance with the benefit terms. The pension/OPEB plans report investments at fair value.

U. Estimates

The preparation of financial statements in conformity with GAAP requires management to make estimates and assumptions that affect the amounts reported in the financial statements and accompanying notes. Actual results may differ from those estimates.

**BUCYRUS CITY SCHOOL DISTRICT
CRAWFORD COUNTY, OHIO**

NOTES TO THE BASIC FINANCIAL STATEMENTS
FOR THE FISCAL YEAR ENDED JUNE 30, 2023

NOTE 2 - SUMMARY OF SIGNIFICANT ACCOUNTING POLICIES - (Continued)

V. Extraordinary and Special Items

Extraordinary items are transactions or events that are both unusual in nature and infrequent in occurrence. Special items are transactions or events that are within the control of the Board of Education and that are either unusual in nature or infrequent in occurrence. During fiscal year 2023, the School District did not incur any transactions that would be classified as an extraordinary item or special item.

W. Fair Value

The School District categorizes its fair value measurements within the fair value hierarchy established by GAAP. The hierarchy is based on the valuation inputs used to measure the fair value of the asset. Level 1 inputs are quoted prices in active markets for identical assets; Level 2 inputs are significant other observable inputs; Level 3 inputs are significant unobservable inputs.

NOTE 3 - ACCOUNTABILITY AND COMPLIANCE

A. Change in Accounting Principles/Restatement of Net Position

For fiscal year 2023, the School District has implemented GASB Statement No. 91, "Conduit Debt Obligations", GASB Statement No. 94, "Public-Private and Public-Public Partnerships and Availability Payment Arrangements", GASB Statement No. 96, "Subscription Based Information Technology Arrangements", certain questions and answers of GASB Implementation Guide 2021-1 and certain paragraphs of GASB Statement No. 99, "Omnibus 2022".

GASB Statement No. 91 provides a single method of reporting conduit debt obligations by issuers and eliminate diversity in practice associated with (1) commitments extended by issuers, (2) arrangements associated with conduit debt obligations, and (3) related note disclosures. This Statement achieves those objectives by clarifying the existing definition of a conduit debt obligation; establishing that a conduit debt obligation is not a liability of the issuer; establishing standards for accounting and financial reporting of additional commitments and voluntary commitments extended by issuers and arrangements associated with conduit debt obligations; and improving required note disclosures. The implementation of GASB Statement No. 91 did not have an effect on the financial statements of the School District.

GASB Statement No. 94 is to improve financial reporting by addressing issues related to public-private and public partnership arrangements (PPPs). As used in this Statement, a PPP is an arrangement in which a government (the transferor) contracts with an operator (a governmental or nongovernmental entity) to provide public services by conveying control of the right to operate or use a nonfinancial asset, such as infrastructure or other capital asset (the underlying PPP asset), for a period of time in an exchange or exchange-like transaction. The implementation of GASB Statement No. 94 did not have an effect on the financial statements of the School District.

GASB Statement No. 96 provides guidance on the accounting and financial reporting for subscription-based information technology arrangements (SBITAs) for government end users (governments). This Statement (1) defines a SBITA; (2) establishes that a SBITA results in a right-to-use subscription asset—an intangible asset—and a corresponding subscription liability; (3) provides the capitalization criteria for outlays other than subscription payments, including implementation costs of a SBITA; and (4) requires note disclosures regarding a SBITA. To the extent relevant, the standards for SBITAs are based on the standards established in Statement No. 87, Leases, as amended.

**BUCYRUS CITY SCHOOL DISTRICT
CRAWFORD COUNTY, OHIO**

NOTES TO THE BASIC FINANCIAL STATEMENTS
FOR THE FISCAL YEAR ENDED JUNE 30, 2023

NOTE 3 - ACCOUNTABILITY AND COMPLIANCE - (Continued)

A net position restatement is required in order to implement GASB Statement No. 96. The governmental activities have been restated as follows:

	<u>Governmental Activities</u>
Net position as previously reported	\$ 24,905,135
Intangible asset: right to use software	<u>139,807</u>
Restated net position at July 1, 2022	<u>\$ 25,044,942</u>

GASB Implementation Guide 2021-1 provides clarification on issues related to previously established GASB guidance. The implementation of GASB Implementation Guide 2021-1 did not have an effect on the financial statements of the School District.

GASB Statement No. 99 to enhance comparability in accounting and financial reporting and to improve the consistency of authoritative literature by addressing (1) practice issues that have been identified during implementation and application of certain GASB Statements and (2) accounting and financial reporting for financial guarantees. The implementation of GASB Statement No. 99 did not have an effect on the financial statements of the School District.

B. Deficit Fund Balances

Fund balances at June 30, 2023 included the following individual fund deficits:

<u>Major fund</u>	<u>Deficit</u>
ESSER	\$ 1,000
 <u>Nonmajor funds</u>	
Early Childhood Education	36,174
21st Century	37,289
IDEA Part B	56,447
Title I	90,485
IDEA Part B - Preschool	1,330
Supporting Effective Instruction	1,690
Miscellaneous Federal Grants	2,426

The general fund is liable for any deficit in these funds and provides transfers when cash is required, not when accruals occur. The deficit fund balances resulted from adjustments for accrued liabilities.

NOTE 4 - DEPOSITS AND INVESTMENTS

State statutes classify monies held by the School District into three categories.

Active deposits are public deposits necessary to meet current demands on the treasury. Such monies must be maintained either as cash in the School District treasury, in commercial accounts payable or withdrawable on demand, including negotiable order of withdrawal (NOW) accounts, or in money market deposit accounts.

**BUCYRUS CITY SCHOOL DISTRICT
CRAWFORD COUNTY, OHIO**

NOTES TO THE BASIC FINANCIAL STATEMENTS
FOR THE FISCAL YEAR ENDED JUNE 30, 2023

NOTE 4 - DEPOSITS AND INVESTMENTS - (Continued)

Inactive deposits are public deposits that the Board of Education has identified as not required for use within the current five year period of designation of depositories. Inactive deposits must either be evidenced by certificates of deposit maturing not later than the end of the current period of designation of depositories, or by savings or deposit accounts including, but not limited to, passbook accounts.

Interim deposits are deposits of interim monies. Interim monies are those monies which are not needed for immediate use, but which will be needed before the end of the current period of designation of depositories. Interim deposits must be evidenced by time certificates of deposit maturing not more than one year from the date of deposit or by savings or deposit accounts including passbook accounts.

Interim monies may be deposited or invested in the following securities:

1. United States Treasury Notes, Bills, Bonds, or any other obligation or security issued by the United States Treasury or any other obligation guaranteed as to principal and interest by the United States;
2. Bonds, notes, debentures, or any other obligations or securities issued by any federal government agency or instrumentality, including, but not limited to, the Federal National Mortgage Association, Federal Home Loan Bank, Federal Farm Credit Bank, Federal Home Loan Mortgage Corporation, Government National Mortgage Association, and Student Loan Marketing Association. All federal agency securities shall be direct issuances of federal government agencies or instrumentalities;
3. Written repurchase agreements in the securities listed above provided that the fair value of the securities subject to the repurchase agreement must exceed the principal value of the agreement by at least two percent and be marked to market daily, and that the term of the agreement must not exceed thirty days;
4. Bonds and other obligations of the State of Ohio, and with certain limitations including a requirement for maturity within ten years from the date of settlement, bonds and other obligations of political subdivisions of the State of Ohio, if training requirements have been met;
5. Time certificates of deposit or savings or deposit accounts including, but not limited to, passbook accounts;
6. No-load money market mutual funds consisting exclusively of obligations described in items (1) and (2) above and repurchase agreements secured by such obligations, provided that investments in securities described in this division are made only through eligible institutions;
7. The State Treasurer's investment pool, the State Treasury Asset Reserve of Ohio (STAR Ohio);
8. Certain banker's acceptance and commercial paper notes for a period not to exceed one-hundred-eighty days and two-hundred-seventy days, respectively, from the purchase date in an amount not to exceed forty percent of the interim monies available for investment at any one time; and,

Protection of the School District's deposits is provided by the Federal Deposit Insurance Corporation (FDIC), by eligible securities pledged by the financial institution as security for repayment, by surety company bonds deposited with the Treasurer by the financial institution or by a single collateral pool established by the financial institution to secure the repayment of all public monies deposited with the institution.

**BUCYRUS CITY SCHOOL DISTRICT
CRAWFORD COUNTY, OHIO**

NOTES TO THE BASIC FINANCIAL STATEMENTS
FOR THE FISCAL YEAR ENDED JUNE 30, 2023

NOTE 4 - DEPOSITS AND INVESTMENTS - (Continued)

Investments in stripped principal or interest obligations, reverse repurchase agreements, and derivatives are prohibited. The issuance of taxable notes for the purpose of arbitrage, the use of leverage and short selling are also prohibited. Except as noted above, an investment must mature within five years from the date of purchase unless matched to a specific obligation or debt of the School District, and must be purchased with the expectation that it will be held to maturity. Investments may only be made through specified dealers and institutions. Payment for investments may be made only upon delivery of the securities representing the investments to the Treasurer or, if the securities are not represented by a certificate, upon receipt of confirmation of transfer from the custodian.

A. Deposits with Financial Institutions

At June 30, 2023, the carrying amount of all School District deposits was \$16,984,180. Based on the criteria described in GASB Statement No. 40, “Deposits and Investment Risk Disclosures”, as of June 30, 2023, \$16,609,338 of the School District’s bank balance of \$17,109,338 was exposed to custodial risk as discussed below, while \$500,000 was covered by the FDIC.

Custodial credit risk is the risk that, in the event of bank failure, the School District will not be able to recover deposits or collateral securities that are in the possession of an outside party. The District has no deposit policy for custodial credit risk beyond the requirements of State statute. Ohio law requires that deposits either be insured or protected by (1) eligible securities pledged to the District and deposited with a qualified trustee by the financial institution as security for repayment whose fair value at all times shall be at least 105 percent of the deposits being secured, or (2) participation in the Ohio Pooled Collateral System (OPCS), a collateral pool of eligible securities deposited with a qualified trustee and pledged to the Treasurer of State to secure the repayment of all public monies deposited in the financial institution. OPCS requires the total fair value of the securities pledged to be 102 percent of the deposits being secured or a rate set by the Treasurer of State. For fiscal year 2023, the School District financial institutions participated in the OPCS. Those financial institutions that did participate were approved for a reduced collateral rate of 102 percent through the OPCS. Although all statutory requirements for the deposit of money had been followed, noncompliance with Federal requirements could potentially subject the District to a successful claim by the FDIC.

B. Investments

As of June 30, 2023, the School District had the following investments and maturities:

Measurement/ Investment type	Measurement Value	Investment Maturities				
		6 months or less	7 to 12 months	13 to 18 months	19 to 24 months	Greater than 24 months
<i>Fair Value:</i>						
FFCB	\$ 578,585	\$ -	\$ 242,253	\$ 244,359	\$ -	\$ 91,973
FHLB	1,054,632	212,626	99,718	517,751	-	224,537
Municipal bonds	280,297	-	280,297	-	-	-
US Treasury Notes	563,141	98,156	464,985	-	-	-
US Treasury Bills	149,790	149,790	-	-	-	-
Negotiable CDs	680,624	-	-	-	680,624	-
Commercial paper	170,452	170,452	-	-	-	-
US Government Money Market	25,605	25,605	-	-	-	-
Total	\$ 3,503,126	\$ 656,629	\$ 1,087,253	\$ 762,110	\$ 680,624	\$ 316,510

The weighted average maturity of investments is 1.16 years.

**BUCYRUS CITY SCHOOL DISTRICT
CRAWFORD COUNTY, OHIO**

NOTES TO THE BASIC FINANCIAL STATEMENTS
FOR THE FISCAL YEAR ENDED JUNE 30, 2023

NOTE 4 - DEPOSITS AND INVESTMENTS - (Continued)

The School District's investments in U.S. Government money market mutual funds are valued using quoted market prices in active markets (Level 1 inputs). The School District's investments in federal agency securities (FFCB and FHLB), US Treasury Notes and Bills, negotiable CDs, commercial paper, and municipal bonds are valued using quoted prices in markets that are not considered to be active, dealer quotations or alternative pricing sources for similar assets or liabilities for which all significant inputs are observable, either directly or indirectly (Level 2 inputs).

Interest Rate Risk: As a means of limiting its exposure to fair value losses arising from rising interest rates and according to State law, the School District's investment policy limits investment portfolio maturities to five years or less.

Custodial Credit Risk: For an investment, custodial credit risk is the risk that, in the event of the failure of the counterparty, the School District will not be able to recover the value of its investments or collateral securities that are in the possession of an outside party. The School District has no investment policy dealing with investment custodial risk beyond the requirement in State statute that prohibits payment for investments prior to the delivery of the securities representing such investments to the Treasurer or qualified trustee.

Credit Risk: The School District's investments in federal securities and US Treasury Notes were rated AA+ and Aaa by Standard & Poor's and Moody's Investor Services, respectively. The District's investments in commercial paper and US Treasury Bills were rated an A-1 or A-1+ by Standard & Poor's and P-1 by Moody's. The District's investments in municipal bonds were rated AAA and Aaa by Standard & Poor's and Moody's. The U.S. Government money market and negotiable CDs are not rated. The School District's investment policy does not specifically address credit risk beyond requiring the School District to only invest in securities authorized by State statute.

Concentration of Credit Risk: The District places no limit on the amount that may be invested in any one issuer. The following table includes the percentage of each investment type held by the School District at June 30, 2023:

<u>Measurement/ Investment type</u>	<u>Measurement Value</u>	<u>% of Total</u>
<i>Fair Value:</i>		
FFCB	\$ 578,585	16.52
FHLB	1,054,632	30.10
Municipal bonds	280,297	8.00
US Treasury Notes	563,141	16.08
US Treasury Bills	149,790	4.28
Negotiable CDs	680,624	19.42
Commercial paper	170,452	4.87
US Government Money Market	<u>25,605</u>	<u>0.73</u>
Total	<u>\$ 3,503,126</u>	<u>100.00</u>

**BUCYRUS CITY SCHOOL DISTRICT
CRAWFORD COUNTY, OHIO**

NOTES TO THE BASIC FINANCIAL STATEMENTS
FOR THE FISCAL YEAR ENDED JUNE 30, 2023

NOTE 4 - DEPOSITS AND INVESTMENTS - (Continued)

C. Reconciliation of Cash and Investments to the Statement of Net Position

The following is a reconciliation of cash and investments as reported in the note above to cash and investments as reported on the statement of net position as of June 30, 2023:

<u>Cash and investments per note</u>	
Carrying amount of deposits	\$ 16,984,180
Investments	<u>3,503,126</u>
 Total	 <u>\$ 20,487,306</u>
 <u>Cash and investments per statement of net position</u>	
Governmental activities	\$ 20,447,014
Business-type activities	<u>40,292</u>
 Total	 <u>\$ 20,487,306</u>

NOTE 5 - RECEIVABLES

Receivables at June 30, 2023 consisted of taxes, payments in lieu of taxes, accounts (billings for user charged services and student fees), accrued interest and intergovernmental grants and entitlements. All receivables are considered collectible in full due to the ability to foreclose for the nonpayment of taxes, the stable condition of State programs and the current year guarantee of Federal funds.

A summary of the principal items of receivables reported on the statement of net position follows:

Governmental activities:	
Property taxes	\$ 4,814,573
Intergovernmental	269,333
Payments in lieu of taxes	8,982
Accrued interest	<u>12,487</u>
 Total	 <u>\$ 5,105,375</u>

Receivables have been disaggregated on the face of the basic financial statements. All receivables are expected to be collected within the subsequent year.

NOTE 6 - PROPERTY TAXES

Property taxes are levied and assessed on a calendar year basis while the School District fiscal year runs from July through June. First half tax collections are received by the School District in the second half of the fiscal year. Second half tax distributions occur in the first half of the following fiscal year.

**BUCYRUS CITY SCHOOL DISTRICT
CRAWFORD COUNTY, OHIO**

NOTES TO THE BASIC FINANCIAL STATEMENTS
FOR THE FISCAL YEAR ENDED JUNE 30, 2023

NOTE 6 - PROPERTY TAXES – (Continued)

Property taxes include amounts levied against all real property and public utility property. Real property tax revenues received in calendar year 2023 represent the collection of calendar year 2022 taxes. Real property taxes received in calendar year 2023 were levied after April 1, 2022, on the assessed values as of January 1, 2022, the lien date. Assessed values for real property taxes are established by State statute at 35 percent of appraised fair value. Real property taxes are payable annually or semiannually. If paid annually, payment is due December 31; if paid semiannually, the first payment is due December 31, with the remainder payable by June 20. Under certain circumstances, State statute permits alternate payment dates to be established. Public utility property tax revenues received in calendar year 2023 represent the collection of calendar year 2022 taxes. Public utility real and personal property taxes received in calendar year 2023 became a lien on December 31, 2021, were levied after April 1, 2022, and are collected with real property taxes. Public utility real property is assessed at 35 percent of true value; public utility tangible personal property is currently assessed at varying percentages of true value.

The School District receives property taxes from Crawford County. The County Auditor periodically advances to the School District its portion of the taxes collected. Second-half real property tax payments collected by the County by June 30, 2023, are available to finance fiscal year 2024 operations. The amount available as an advance at June 30, 2023 was \$1,733,871 in the general fund, \$327,221 in the bond retirement fund (a nonmajor governmental fund), \$21,434 in the classroom facilities fund (a nonmajor governmental fund) and \$21,434 in the permanent improvement fund (a nonmajor governmental fund). This amount is recorded as revenue. The amount available for advance at June 30, 2022 was \$1,697,826 in the general fund, \$305,184 in the bond retirement fund (a nonmajor governmental fund), \$20,698 in the classroom facilities fund (a nonmajor governmental fund) and \$20,698 in the permanent improvement fund (a nonmajor governmental fund). The amount of second-half real property taxes available for advance at fiscal year-end can vary based on the date the tax bills are sent.

Accrued property taxes receivable includes real property, public utility property and delinquent tangible personal property taxes which are measurable as of June 30, 2023 and for which there is an enforceable legal claim. Although total property tax collections for the next fiscal year are measurable, only the amount of real property taxes available as an advance at June 30 was levied to finance current fiscal year operations and is reported as revenue at fiscal year-end. The portion of the receivable not levied to finance current fiscal year operations is offset by a credit to deferred inflows.

On the accrual basis of accounting, collectible delinquent property taxes have been recorded as a receivable and revenue, while on a modified accrual basis of accounting the revenue has been reported as a deferred inflow.

The assessed values upon which the fiscal year 2023 taxes were collected are:

	2022 Second Half Collections		2023 First Half Collections	
	<u>Amount</u>	<u>Percent</u>	<u>Amount</u>	<u>Percent</u>
Agricultural/residential and other real estate	\$ 134,451,640	93.96	\$ 134,543,110	93.59
Public utility personal	<u>8,649,450</u>	<u>6.04</u>	<u>9,219,440</u>	<u>6.41</u>
Total	<u>\$ 143,101,090</u>	<u>100.00</u>	<u>\$ 143,762,550</u>	<u>100.00</u>
Tax rate per \$1,000 of assessed valuation	\$57.85		\$58.35	

**BUCYRUS CITY SCHOOL DISTRICT
CRAWFORD COUNTY, OHIO**

NOTES TO THE BASIC FINANCIAL STATEMENTS
FOR THE FISCAL YEAR ENDED JUNE 30, 2023

NOTE 7 - PAYMENT IN LIEU OF TAXES

According to State law, Crawford County has entered into an agreement with a property owner under which the County has granted property tax exemptions to the property owner. The property owner has agreed to make payments to the County which reflect all or a portion of the property taxes which the property owner would have paid if their taxes had not been exempted. The agreement requires a portion of these payments to be made to the School District. The property owner contractually promises to make these payments in lieu of taxes until the agreement expires.

NOTE 8 - CAPITAL ASSETS

Due to the implementation of GASB Statement No. 96 (see Note 3.A for detail), the School District has reported capital assets for the right to use software which are reflected in the schedule below Capital asset activity for the fiscal year ended June 30, 2023, was as follows:

	Restated Balance <u>06/30/22</u>	<u>Additions</u>	<u>Deductions</u>	Balance <u>06/30/23</u>
Governmental activities:				
<i>Capital assets, not being depreciated/amortized:</i>				
Land	\$ 424,160	\$ -	\$ -	\$ 424,160
Total capital assets, not being depreciated/amortized	<u>424,160</u>	<u>-</u>	<u>-</u>	<u>424,160</u>
<i>Capital assets, being depreciated:</i>				
Land improvements	1,520,247	-	-	1,520,247
Buildings and improvements	40,382,549	-	-	40,382,549
Furniture and equipment	1,277,748	26,254	-	1,304,002
Vehicles	1,136,209	426,651	(71,118)	1,491,742
Intangible right to use:				
Equipment	-	111,332	-	111,332
Software	139,807	189,251	-	329,058
Total capital assets, being depreciated/amortized	<u>44,456,560</u>	<u>753,488</u>	<u>(71,118)</u>	<u>45,138,930</u>
<i>Less: accumulated depreciation/amortization:</i>				
Land improvements	(1,078,831)	(26,868)	-	(1,105,699)
Buildings and improvements	(12,209,562)	(780,160)	-	(12,989,722)
Furniture and equipment	(925,872)	(40,957)	-	(966,829)
Vehicles	(854,931)	(51,140)	71,118	(834,953)
Intangible right to use:				
Equipment	-	(27,833)	-	(27,833)
Software	-	(55,896)	-	(55,896)
Total accumulated depreciation/amortization	<u>(15,069,196)</u>	<u>(982,854)</u>	<u>71,118</u>	<u>(15,980,932)</u>
Governmental activities capital assets, net	<u>\$ 29,811,524</u>	<u>\$ (229,366)</u>	<u>\$ -</u>	<u>\$ 29,582,158</u>

**BUCYRUS CITY SCHOOL DISTRICT
CRAWFORD COUNTY, OHIO**

NOTES TO THE BASIC FINANCIAL STATEMENTS
FOR THE FISCAL YEAR ENDED JUNE 30, 2023

NOTE 8 - CAPITAL ASSETS – (Continued)

Depreciation/amortization expense was charged to governmental functions as follows:

<u>Instruction:</u>	
Regular	\$ 590,402
Special	69,062
Vocational	24,334
<u>Support services:</u>	
Pupil	13,267
Instructional staff	3,140
Administration	35,145
Fiscal	4,739
Business	32,107
Operations and maintenance	84,313
Pupil transportation	35,902
Extracurricular activities	37,179
Food service operations	<u>53,264</u>
Total depreciation/amortization expense	<u>\$ 982,854</u>

NOTE 9 - INTERFUND TRANSACTIONS

Interfund balances at June 30, 2023 as reported on the fund statements, consist of the following amounts due to/from other funds:

<u>Receivable fund</u>	<u>Payable fund</u>	<u>Amount</u>
General	ESSER	\$ 1,000
General	Nonmajor governmental funds	\$ 59,925

The primary purpose of the due to/from other funds is to cover negative cash in various nonmajor governmental funds. These interfund balances will be repaid once the anticipated revenues are received. All interfund balances are expected to be repaid within one year.

Interfund balances between governmental funds are eliminated on the government-wide financial statements

THIS SPACE INTENTIONALLY LEFT BLANK

**BUCYRUS CITY SCHOOL DISTRICT
CRAWFORD COUNTY, OHIO**

NOTES TO THE BASIC FINANCIAL STATEMENTS
FOR THE FISCAL YEAR ENDED JUNE 30, 2023

NOTE 10 - LONG-TERM OBLIGATIONS

During the fiscal year 2023, the following changes occurred in governmental activities long-term obligations.

	<u>Balance</u> <u>07/01/22</u>	<u>Increase</u>	<u>Decrease</u>	<u>Balance</u> <u>06/30/23</u>	<u>Amount</u> <u>Due in</u> <u>One Year</u>
<u>Governmental Activities:</u>					
General Obligation Bonds					
School Improvement Refunding					
Bonds FY2013					
Capital Appreciation Bonds					
24.28-25.92%	\$ 145,000	\$ -	\$ (80,000)	\$ 65,000	\$ 65,000
Accreted Interest	1,051,573	221,280	(670,000)	602,853	602,853
School Improvement Refunding					
Bonds FY2020					
Serial Bonds 0.51-5.0%	<u>6,775,000</u>	<u>-</u>	<u>-</u>	<u>6,775,000</u>	<u>-</u>
Total General Obligation Bonds	<u>7,971,573</u>	<u>221,280</u>	<u>(750,000)</u>	<u>7,442,853</u>	<u>667,853</u>
Net Pension Liability	8,925,249	6,308,050	-	15,233,299	-
Net OPEB Liability	1,299,521	-	(329,897)	969,624	-
Lease obligation	-	108,779	(23,588)	85,191	26,993
Compensated Absences	<u>953,816</u>	<u>118,267</u>	<u>(139,194)</u>	<u>932,889</u>	<u>71,977</u>
Total Governmental Activities					
Long-Term Obligations	<u>\$ 19,150,159</u>	<u>\$ 6,756,376</u>	<u>\$ (1,242,679)</u>	<u>\$ 24,663,856</u>	<u>\$ 766,823</u>
		Add: Unamortized Premium		<u>448,048</u>	
				<u>\$ 25,111,904</u>	
				Total on Statement of Net Position	

FY 2013 School Improvement Refunding Bonds - On May 16, 2013, the School District issued general obligation bonds, in the amount of \$8,310,000, to partially refund bonds previously issued in fiscal year 2007 for the renovation of an elementary school and renovation/addition to the high school. The refunding bond issue includes serial and capital appreciation bonds, in the amount of \$8,070,000 and \$240,000, respectively. The bonds were issued at a premium of \$1,594,156. The bonds were issued for a nineteen year period, with final maturity in fiscal year 2032. The bonds are being retired through the Bond Retirement debt service fund (a nonmajor governmental fund).

The net proceeds of the refunding bond issue, in the amount of \$9,776,979, were used to purchase U.S. government securities. The securities were deposited in an irrevocable trust with an escrow agent to provide for future debt service payments on the FY2007 School Improvement bonds. As a result, \$8,310,000 of the FY2007 School Improvement bonds are considered to be defeased and the liability for the bonds has been removed from the School District's financial statements.

The refunding resulted in a deferred outflow of \$1,466,979.

The serial bonds maturing on or after December 1, 2024, are subject to prior redemption on or after June 1, 2021, by and at the sole option of the School District, either in whole or in part and in integral multiples of \$5,000, at a redemption price of 100 percent of the principal amount redeemed plus accrued interest to the redemption date. The serial bonds were refunded during fiscal year 2021. These bonds are considered defeased and the liability for the bonds has been removed from the School District's financial statements.

**BUCYRUS CITY SCHOOL DISTRICT
CRAWFORD COUNTY, OHIO**

NOTES TO THE BASIC FINANCIAL STATEMENTS
FOR THE FISCAL YEAR ENDED JUNE 30, 2023

NOTE 10 - LONG-TERM OBLIGATIONS - (Continued)

The capital appreciation bonds are not subject to prior redemption. The capital appreciation bonds will mature in fiscal years 2021 through 2023. The par value of the remaining outstanding capital appreciation bonds is \$65,000 and the maturity amount of the bonds is \$750,000. For fiscal year 2023, \$221,280 was accreted on the capital appreciation bonds for a total value of \$602,853 at fiscal year-end.

FY2020 School Improvement Refunding Bonds - On October 15, 2020, the School District issued general obligation bonds, in the amount of \$6,795,000, to partially refund bonds previously issued in fiscal year 2013 for the renovation of an elementary school and renovation/addition to the high school. The refunding bond issue includes serial bonds, in the amount of \$6,905,000. The bonds were issued at a premium of \$445,849. The bonds were issued for a twelve year period, with final maturity in fiscal year 2032. The bonds are being retired through the Bond Retirement debt service fund.

The net proceeds of the refunding bond issue, in the amount of \$7,097,031, were used to purchase U.S. government securities. The securities were deposited in an irrevocable trust with an escrow agent to provide for future debt service payments on the FY2013 School Improvement Refunding bonds. As a result, \$6,905,000 of the FY2013 School Improvement Refunding bonds are considered to be defeased and the liability for the bonds has been removed from the School District’s financial statements.

Although the refunding will result in a deferred outflow of \$123,674 the School District in effect decreased its aggregate debt service payments by \$527,549 over the next twelve years and obtained an economic gain (difference between present values of the old and new debt service payments) of \$471,253.

Leases Payable – The School District has entered into a lease agreement for the use of right to use equipment. The School District will report an intangible capital asset and corresponding liability for the future scheduled payments under the lease. The lease payments will be paid from the general fund.

The School District has entered into a lease agreement for copier equipment for a four year term beginning in 2023 with monthly payments for a five year term.

The following is a schedule of future lease payments under the lease agreements:

<u>Fiscal Year</u>	<u>Principal</u>	<u>Interest</u>	<u>Total</u>
2024	\$ 26,993	\$ 3,646	\$ 30,639
2025	28,374	2,265	30,639
2026	29,824	815	30,639
Total	<u>\$ 85,191</u>	<u>\$ 6,726</u>	<u>\$ 91,917</u>

Compensated absences will be paid from the general fund and the food service special revenue fund.

The School District’s net pension liability is described in Note 14. The School District pays obligations related to employee compensation from the fund benefitting their service.

The School District’s net OPEB liability/asset is described in Note 15. The School District pays obligations related to employee compensation from the fund benefitting their service.

The School District’s overall debt margin was \$6,969,390 with an unvoted debt margin of \$143,763 at June 30, 2023.

**BUCYRUS CITY SCHOOL DISTRICT
CRAWFORD COUNTY, OHIO**

NOTES TO THE BASIC FINANCIAL STATEMENTS
FOR THE FISCAL YEAR ENDED JUNE 30, 2023

NOTE 10 - LONG-TERM OBLIGATIONS - (Continued)

Principal and interest requirements to retire general obligation bonds outstanding at June 30, 2023, were as follows:

FY2013			
Fiscal Year	Capital Appreciation Bonds		
<u>Ending June 30,</u>	<u>Principal</u>	<u>Accretion</u>	<u>Total</u>
2024	65,000	685,000	750,000
Total	<u>\$ 65,000</u>	<u>\$ 685,000</u>	<u>\$ 750,000</u>

FY2020			
Fiscal Year	General Obligation Bonds		
<u>Ending June 30,</u>	<u>Principal</u>	<u>Interest</u>	<u>Total</u>
2024	\$ -	\$ 187,191	\$ 187,191
2025	705,000	187,191	892,191
2026	765,000	151,941	916,941
2027	800,000	113,691	913,691
2028	845,000	73,691	918,691
2029 - 2032	<u>3,660,000</u>	<u>163,422</u>	<u>3,823,422</u>
Total	<u>\$ 6,775,000</u>	<u>\$ 877,127</u>	<u>\$ 7,652,127</u>

NOTE 11 - BUDGETARY BASIS OF ACCOUNTING

While reporting financial position, results of operations, and changes in fund balance on the basis of GAAP, the budgetary basis as provided by law is based upon accounting for certain transactions on a basis of cash receipts and disbursements.

The statement of revenue, expenditures and changes in fund balance - budget and actual (non-GAAP budgetary basis) presented for the general fund and major special revenue fund are presented on the budgetary basis to provide a meaningful comparison of actual results with the budget. The major differences between the budget basis and the GAAP basis are that:

- (a) Revenues and other financing sources are recorded when received in cash (budget basis) as opposed to when susceptible to accrual (GAAP basis);
- (b) Expenditures and other financing uses are recorded when paid in cash (budget basis) as opposed to when the liability is incurred (GAAP basis);
- (c) In order to determine compliance with Ohio law, and to reserve that portion of the applicable appropriation, total outstanding encumbrances (budget basis) are recorded as the equivalent of an expenditure, as opposed to assigned or committed fund balance for that portion of outstanding encumbrances not already recognized as an account payable (GAAP basis);
- (d) Some funds are included in the general fund (GAAP basis), but have separate legally adopted budgets (budget basis).

**BUCYRUS CITY SCHOOL DISTRICT
CRAWFORD COUNTY, OHIO**

NOTES TO THE BASIC FINANCIAL STATEMENTS
FOR THE FISCAL YEAR ENDED JUNE 30, 2023

NOTE 11 - BUDGETARY BASIS OF ACCOUNTING – (Continued)

The adjustments necessary to convert the results of operations for the year on the budget basis to the GAAP basis for the general fund and the ESSER fund are as follows:

	<u>General fund</u>	<u>ESSER</u>
Budget basis	\$ 276,237	\$ (56,328)
Net adjustment for revenue accruals	35,441	(34,672)
Net adjustment for expenditure accruals	(433,882)	-
Net adjustment for other sources/uses	88,900	-
Funds budgeted elsewhere	(4,819)	-
Adjustment for encumbrances	<u>1,313,250</u>	<u>90,000</u>
GAAP basis	<u>\$ 1,275,127</u>	<u>\$ (1,000)</u>

Certain funds that are legally budgeted in separate special revenue funds are considered part of the general fund on a GAAP basis. This includes the class play fund, the underground storage tank fund, and the public school support fund.

NOTE 12 - SET-ASIDES

The School District is required by State law to annually set-aside certain general fund revenue amounts, as defined by statutory formula, for the acquisition and construction of capital improvements. Amounts not spent by the end of the fiscal year or offset by similarly restricted resources received during the year must be held in cash at fiscal year-end. This amount must be carried forward to be used for the same purpose in future years. Expenditures exceeding the set-aside requirement may not be carried forward to the next fiscal year.

The following cash-basis information describes the change in the fiscal year-end set-aside amount for capital improvements. Disclosure of this information is required by State statute.

	<u>Capital Improvements</u>
Set-aside balance June 30, 2022	\$ -
Current year set-aside requirement	239,435
Current year offsets	(60,327)
Prior year offset from bond proceeds	<u>(179,108)</u>
Total	<u>\$ -</u>
Balance carried forward to fiscal year 2024	<u>\$ -</u>
Set-aside balance June 30, 2023	<u>\$ -</u>

During fiscal year 2007, the District issued \$13,150,000 in capital related school improvement bonds. These proceeds may be used to reduce the capital improvements set-aside amount to \$0 for future years. The amount presented for prior year offset from bond proceeds is limited to an amount needed to reduce the capital improvements set-aside balance to \$0. The District is responsible for tracking the amount of bond proceeds that may be used as an offset in future periods, which was \$12,186,506 at June 30, 2023.

**BUCYRUS CITY SCHOOL DISTRICT
CRAWFORD COUNTY, OHIO**

NOTES TO THE BASIC FINANCIAL STATEMENTS
FOR THE FISCAL YEAR ENDED JUNE 30, 2023

NOTE 13 - RISK MANAGEMENT

A. Ohio School Plan

The School District belongs to the Ohio School Plan (the “Plan”), an unincorporated non-profit association providing a formalized, jointly administered self-insurance risk management program and other administrative services to approximately 400 Ohio schools (“Members”).

Pursuant to Section 2744.081 of the Ohio Revised Code, the Plan is deemed a separate legal entity. The Plan provides property, general liability, educator’s legal liability, automobile and violence coverages, modified for each member’s needs. The Plan pays judgments, settlements and other expenses resulting from covered claims that exceed the member’s specific deductible.

The Plan issues its own policies and reinsures the Plan with reinsurances carriers. Only if the Plan’s paid liability loss ratio exceeds 65 percent and is less than 80 percent does the Plan contribute to paid claims. (See the Plan’s audited financial statements on the website for more details.) The individual members are responsible for their self-retention (deductible) amounts, which vary from member to member.

The Plan’s audited financial statements conform with GAAP and reported the following assets, liabilities and net position at December 31, 2022, 2021 and 2020 (latest information available):

	2022	2021	2020
Assets	\$ 17,878,913	\$ 16,691,066	\$ 13,471,241
Liabilities	11,253,693	7,777,013	4,909,663
Net Position	6,625,220	8,914,053	8,561,578

You can read the complete audited financial statements for The Ohio School Plan at the Plan’s website, www.ohioschoolplan.org under “Financials”.

Coverages provided to the School District through the Plan are as follows:

- Buildings and Contents - replacement cost \$101,954,292
- Auto Liability 4,000,000
- General Liability
 - Each Occurrence 4,000,000
 - Aggregate 6,000,000

Settled claims have not exceeded this commercial coverage in any of the past three years, and there has been no significant reduction in insurance coverage from the prior fiscal year.

B. Worker’s Compensation

For fiscal year 2023, the School District participated in the Ohio School Boards Association Workers’ Compensation Group Rating Plan (GRP), an insurance purchasing pool. The intent of the GRP is to achieve the benefit of a reduced premium for the School District by virtue of its grouping and representation with other participants in the GRP. The workers’ compensation experience of the participants is calculated as one experience and a common premium rate is applied to all participants in the GRP. Each participant pays its workers’ compensation premium to the State based on the rate for the GRP rather than its individual rate. Participation in the GRP is limited to participants that can meet the GRP’s selection criteria. The firm of Gates McDonald & Co. provides administrative, cost control, and actuarial services to the GRP.

**BUCYRUS CITY SCHOOL DISTRICT
CRAWFORD COUNTY, OHIO**

NOTES TO THE BASIC FINANCIAL STATEMENTS
FOR THE FISCAL YEAR ENDED JUNE 30, 2023

NOTE 13 - RISK MANAGEMENT - (Continued)

C. Medical Insurance

The School District offers medical and drug insurance to all employees through a self-insured program through the self-insurance internal service fund. The School District purchased stop loss insurance for claims in excess of \$100,000 per individual. The School District has reinsurance for claims above \$100,000, with a capped maximum of \$1,000,000. Settled claims have not exceeded this coverage for the past three years. Claims payable is based on the requirements of Governmental Accounting Standards Board Statement No. 30, "Risk Financing Omnibus", which requires that a liability for unpaid claims costs, including estimates of costs relating to incurred but not reported claims, be reported if information prior to issuance of the financial statements indicates that it is probable that a liability has been incurred at the date of the financial statements and the amount can be reasonably estimated. The estimate was not affected by incremental claim adjustment expenses and does not include other allocated or unallocated claim adjustment expenses. Claims payable at June 30, 2023, was estimated by the third party administrator at \$152,624.

The change in the claims liability for the past two fiscal years is as follows:

		Balance at Beginning <u>of Year</u>	Current Year Claims	<u>Claim Payments</u>	Balance at End of Year
2023	\$	329,800	\$ 2,344,872	\$ (2,522,048)	\$ 152,624
2022		213,002	1,941,691	(1,824,893)	329,800

NOTE 14 - DEFINED BENEFIT PENSION PLANS

The Statewide retirement systems provide both pension benefits and other postemployment benefits (OPEB).

Net Pension Liability/Net OPEB Liability/Asset

The net pension liability and the net OPEB liability/asset reported on the statement of net position represents a liability or asset to employees for pensions and OPEB, respectively.

Pensions and OPEB are a component of exchange transactions—between an employer and its employees—of salaries and benefits for employee services. Pensions/OPEB are provided to an employee—on a deferred-payment basis—as part of the total compensation package offered by an employer for employee services each financial period. The obligation to sacrifice resources for pensions is a present obligation because it was created as a result of employment exchanges that already have occurred.

The net pension/OPEB liability (asset) represent the District's proportionate share of each pension/OPEB plan's collective actuarial present value of projected benefit payments attributable to past periods of service, net of each pension/OPEB plan's fiduciary net position. The net pension/OPEB liability (asset) calculation is dependent on critical long-term variables, including estimated average life expectancies, earnings on investments, cost of living adjustments and others. While these estimates use the best information available, unknowable future events require adjusting these estimates annually.

The Ohio Revised Code limits the District's obligation for this liability to annually required payments. The District cannot control benefit terms or the manner in which pensions/OPEB are financed; however, the District does receive the benefit of employees' services in exchange for compensation including pension and OPEB.

**BUCYRUS CITY SCHOOL DISTRICT
CRAWFORD COUNTY, OHIO**

NOTES TO THE BASIC FINANCIAL STATEMENTS
FOR THE FISCAL YEAR ENDED JUNE 30, 2023

NOTE 14 - DEFINED BENEFIT PENSION PLANS - (Continued)

GASB 68/75 assumes the liability is solely the obligation of the employer, because (1) they benefit from employee services; and (2) State statute requires funding to come from these employers. All pension contributions to date have come solely from these employers (which also includes pension costs paid in the form of withholdings from employees). The retirement systems may allocate a portion of the employer contributions to provide for these OPEB benefits. In addition, health care plan enrollees pay a portion of the health care costs in the form of a monthly premium. State statute requires the retirement systems to amortize unfunded pension liabilities within 30 years. If the pension amortization period exceeds 30 years, each retirement system’s board must propose corrective action to the State legislature. Any resulting legislative change to benefits or funding could significantly affect the net pension/OPEB liability (asset). Resulting adjustments to the net pension/OPEB liability (asset) would be effective when the changes are legally enforceable. The Ohio Revised Code permits, but does not require, the retirement systems to provide healthcare to eligible benefit recipients.

The remainder of this note includes the required pension disclosures. See Note 15 for the required OPEB disclosures.

The proportionate share of each plan’s unfunded benefits is presented as a long-term *net pension/OPEB liability (asset)* on the accrual basis of accounting. Any liability for the contractually required pension contribution outstanding at the end of the year is included in pension and postemployment benefits payable on both the accrual and modified accrual basis of accounting

Plan Description - School Employees Retirement System (SERS)

Plan Description - The District’s non-teaching employees participate in SERS, a cost-sharing multiple-employer defined benefit pension plan administered by SERS. SERS provides retirement, disability and survivor benefits, annual cost-of-living adjustments, and death benefits to plan members and beneficiaries. Authority to establish and amend benefits is provided by Ohio Revised Code Chapter 3309. SERS issues a publicly available, stand-alone financial report that includes financial statements, required supplementary information and detailed information about SERS’ fiduciary net position. That report can be obtained by visiting the SERS website at www.ohsers.org under Employers/Audit Resources.

Age and service requirements for retirement are as follows:

	Eligible to Retire on or before August 1, 2017 *	Eligible to Retire after August 1, 2017
Full benefits	Any age with 30 years of service credit	Age 67 with 10 years of service credit; or Age 57 with 30 years of service credit
Actuarially reduced benefits	Age 60 with 5 years of service credit; or Age 55 with 25 years of service credit	Age 62 with 10 years of service credit; or Age 60 with 25 years of service credit

* Members with 25 years of service credit as of August 1, 2017 will be included in this plan.

Annual retirement benefits are calculated based on final average salary multiplied by a percentage that varies based on years of service; 2.2% for the first thirty years of service and 2.5% for years of service credit over 30. Final average salary is the average of the highest three years of salary.

**BUCYRUS CITY SCHOOL DISTRICT
CRAWFORD COUNTY, OHIO**

NOTES TO THE BASIC FINANCIAL STATEMENTS
FOR THE FISCAL YEAR ENDED JUNE 30, 2023

NOTE 14 - DEFINED BENEFIT PENSION PLANS - (Continued)

An individual whose benefit effective date is before April 1, 2018, is eligible for a cost-of-living adjustment (COLA) on the first anniversary date of the benefit. Beginning April 1, 2018, new benefit recipients must wait until the fourth anniversary of their benefit for COLA eligibility. The COLA is added each year to the base benefit amount on the anniversary date of the benefit. A three-year COLA suspension was in effect for all benefit recipients for the years 2018, 2019, and 2020. Upon resumption of the COLA, it will be indexed to the percentage increase in the CPI-W, not to exceed 2.5% and with a floor of 0%. In 2022, the Board of Trustees approved a 2.5% cost-of-living adjustment (COLA) for eligible retirees and beneficiaries in 2023.

Funding Policy - Plan members are required to contribute 10.00% of their annual covered salary and the District is required to contribute 14.00% of annual covered payroll. The contribution requirements of plan members and employers are established and may be amended by the SERS' Retirement Board up to statutory maximum amounts of 10.00% for plan members and 14.00% for employers. The Retirement Board, acting with the advice of the actuary, allocates the employer contribution rate among four of the System's funds (Pension Trust Fund, Death Benefit Fund, Medicare B Fund, and Health Care Fund). For the fiscal year ended June 30, 2023, the allocation to pension, death benefits, and Medicare B was 14.00%. For fiscal year 2023, the Retirement Board did not allocate any employer contribution to the Health Care Fund.

The District's contractually required contribution to SERS was \$374,029 for fiscal year 2023. Of this amount, \$45,738 is reported as pension and postemployment benefits payable.

Plan Description - State Teachers Retirement System (STRS)

Plan Description - Licensed teachers participate in STRS, a cost-sharing multiple-employer public employee retirement system administered by STRS. STRS provides retirement and disability benefits to members and death and survivor benefits to beneficiaries. STRS issues a stand-alone financial report that includes financial statements, required supplementary information and detailed information about STRS' fiduciary net position. That report can be obtained by writing to STRS, 275 E. Broad St., Columbus, OH 43215-3771, by calling (888) 227-7877, or by visiting the STRS website at www.strsoh.org.

New members have a choice of three retirement plans: a Defined Benefit (DB) Plan, a Defined Contribution (DC) Plan and a Combined (CO) Plan. Benefits are established by Ohio Revised Code Chapter 3307.

The DB plan offers an annual retirement allowance based on final average salary multiplied by a percentage that varies based on years of service. Effective August 1, 2015, the calculation is 2.20% of final average salary for the five highest years of earnings multiplied by all years of service. Eligibility changes will be phased in until August 1, 2023, when retirement eligibility for unreduced benefits will be five years of service credit and age 65, or 35 years of service credit and at least age 60.

Eligibility changes for DB Plan members who retire with actuarially reduced benefits will be phased in until August 1, 2023 when retirement eligibility will be five years of qualifying service credit and age 60, or 30 years of service credit regardless of age.

The DC Plan allows members to place all of their member contributions and 9.53% of the 14% employer contributions into an investment account. The member determines how to allocate the member and employer money among various investment choices offered by STRS Ohio. The remaining 4.47% of the 14% employer rate is allocated to the defined benefit unfunded liability. A member is eligible to receive a retirement benefit at age 50 and termination of employment. The member may elect to receive a lifetime monthly annuity or a lump sum withdrawal.

**BUCYRUS CITY SCHOOL DISTRICT
CRAWFORD COUNTY, OHIO**

NOTES TO THE BASIC FINANCIAL STATEMENTS
FOR THE FISCAL YEAR ENDED JUNE 30, 2023

NOTE 14 - DEFINED BENEFIT PENSION PLANS - (Continued)

The Combined Plan offers features of both the DB Plan and the DC Plan. In the Combined Plan, 12% of the 14% member rate goes to the DC Plan and the remaining 2% is applied to the DB Plan. Member contributions to the DC Plan are allocated among investment choices by the member, and contributions to the DB Plan from the employer and the member are used to fund the defined benefit payment at a reduced level from the regular DB Plan. The defined benefit portion of the Combined Plan payment is payable to a member on or after age 60 with five years of service. The defined contribution portion of the account may be taken as a lump sum payment or converted to a lifetime monthly annuity after termination of employment at age 50 and after termination of employment.

New members who choose the DC Plan or Combined Plan will have another opportunity to reselect a permanent plan during their fifth year of membership. Members may remain in the same plan or transfer to another STRS plan. The optional annuitization of a member's defined contribution account or the defined contribution portion of a member's Combined Plan account to a lifetime benefit results in STRS bearing the risk of investment gain or loss on the account. STRS has therefore included all three plan options as one defined benefit plan for GASB 68 reporting purposes.

A DB or Combined Plan member with five or more years of credited service, who is determined to be disabled, may qualify for a disability benefit. New members, on or after July 1, 2013, must have at least ten years of qualifying service credit to apply for disability benefits. Members in the DC Plan who become disabled are entitled only to their account balance. Eligible survivors of members who die before service retirement may qualify for monthly benefits. If a member of the DC Plan dies before retirement benefits begin, the member's designated beneficiary is entitled to receive the member's account balance.

Funding Policy - Employer and member contribution rates are established by the State Teachers Retirement Board and limited by Chapter 3307 of the Ohio Revised Code. The fiscal year 2023 employer and employee contribution rate of 14% was equal to the statutory maximum rates. For fiscal year 2023, the full employer contribution was allocated to pension.

The District's contractually required contribution to STRS was \$955,044 for fiscal year 2023. Of this amount, \$152,900 is reported as pension and postemployment benefits payable.

Pension Liabilities, Pension Expense, and Deferred Outflows of Resources and Deferred Inflows of Resources Related to Pensions

The net pension liability was measured as of June 30, 2022, and the total pension liability used to calculate the net pension liability was determined by an actuarial valuation as of that date. The District's proportion of the net pension liability was based on the District's share of contributions to the pension plan relative to the contributions of all participating entities.

Following is information related to the proportionate share and pension expense:

	SERS	STRS	Total
Proportion of the net pension liability prior measurement date	0.067121400%	0.050435748%	
Proportion of the net pension liability current measurement date	<u>0.067810900%</u>	<u>0.052026510%</u>	
Change in proportionate share	<u>0.000689500%</u>	<u>0.001590762%</u>	
Proportionate share of the net pension liability	\$ 3,667,741	\$ 11,565,558	\$ 15,233,299
Pension expense	\$ 273,884	\$ 1,157,985	\$ 1,431,869

**BUCYRUS CITY SCHOOL DISTRICT
CRAWFORD COUNTY, OHIO**

NOTES TO THE BASIC FINANCIAL STATEMENTS
FOR THE FISCAL YEAR ENDED JUNE 30, 2023

NOTE 14 - DEFINED BENEFIT PENSION PLANS - (Continued)

At June 30, 2023, the District reported deferred outflows of resources and deferred inflows of resources related to pensions from the following sources:

	<u>SERS</u>	<u>STRS</u>	<u>Total</u>
Deferred outflows of resources			
Differences between expected and actual experience	\$ 148,547	\$ 148,053	\$ 296,600
Net difference between projected and actual earnings on pension plan investments	-	402,457	402,457
Changes of assumptions	36,191	1,384,050	1,420,241
Difference between employer contributions and proportionate share of contributions/ change in proportionate share	95,313	201,622	296,935
Contributions subsequent to the measurement date	<u>374,029</u>	<u>955,044</u>	<u>1,329,073</u>
Total deferred outflows of resources	<u>\$ 654,080</u>	<u>\$ 3,091,226</u>	<u>\$ 3,745,306</u>

	<u>SERS</u>	<u>STRS</u>	<u>Total</u>
Deferred inflows of resources			
Differences between expected and actual experience	\$ 24,078	\$ 44,242	\$ 68,320
Net difference between projected and actual earnings on pension plan investments	127,988	-	127,988
Changes of assumptions	-	1,041,792	1,041,792
Difference between employer contributions and proportionate share of contributions/ change in proportionate share	<u>-</u>	<u>596,815</u>	<u>596,815</u>
Total deferred inflows of resources	<u>\$ 152,066</u>	<u>\$ 1,682,849</u>	<u>\$ 1,834,915</u>

\$1,329,073 reported as deferred outflows of resources related to pension resulting from District contributions subsequent to the measurement date will be recognized as a reduction of the net pension liability in the fiscal year ending June 30, 2024.

Other amounts reported as deferred outflows of resources and deferred inflows of resources related to pension will be recognized in pension expense as follows:

	<u>SERS</u>	<u>STRS</u>	<u>Total</u>
Fiscal Year Ending June 30:			
2024	\$ 95,889	\$ (169,762)	\$ (73,873)
2025	2,234	(210,165)	(207,931)
2026	(182,833)	(339,675)	(522,508)
2027	<u>212,695</u>	<u>1,172,935</u>	<u>1,385,630</u>
Total	<u>\$ 127,985</u>	<u>\$ 453,333</u>	<u>\$ 581,318</u>

**BUCYRUS CITY SCHOOL DISTRICT
CRAWFORD COUNTY, OHIO**

NOTES TO THE BASIC FINANCIAL STATEMENTS
FOR THE FISCAL YEAR ENDED JUNE 30, 2023

NOTE 14 - DEFINED BENEFIT PENSION PLANS - (Continued)

Actuarial Assumptions - SERS

SERS' total pension liability was determined by their actuaries in accordance with GASB Statement No. 67, as part of their annual actuarial valuation for each defined benefit retirement plan. Actuarial valuations of an ongoing plan involve estimates of the value of reported amounts (e.g., salaries, credited service) and assumptions about the probability of occurrence of events far into the future (e.g., mortality, disabilities, retirements, employment termination). Actuarially determined amounts are subject to continual review and potential modifications, as actual results are compared with past expectations and new estimates are made about the future.

Projections of benefits for financial reporting purposes are based on the substantive plan (the plan as understood by the employers and plan members) and include the types of benefits provided at the time of each valuation and the historical pattern of sharing benefit costs between the employers and plan members to that point. The projection of benefits for financial reporting purposes does not explicitly incorporate the potential effects of legal or contractual funding limitations.

Actuarial calculations reflect a long-term perspective. For a newly hired employee, actuarial calculations will take into account the employee's entire career with the employer and also take into consideration the benefits, if any, paid to the employee after termination of employment until the death of the employee and any applicable contingent annuitant. In many cases actuarial calculations reflect several decades of service with the employer and the payment of benefits after termination.

Key methods and assumptions used in calculating the total pension liability in the latest actuarial valuation, prepared as of June 30, 2022, are presented below:

Wage inflation:	
Current measurement date	2.40%
Prior measurement date	2.40%
Future salary increases, including inflation:	
Current measurement date	3.25% to 13.58%
Prior measurement date	3.25% to 13.58%
COLA or ad hoc COLA:	
Current measurement date	2.00%
Prior measurement date	2.00%
Investment rate of return:	
Current measurement date	7.00% net of system expenses
Prior measurement date	7.00% net of system expenses
Discount rate:	
Current measurement date	7.00%
Prior measurement date	7.00%
Actuarial cost method	Entry age normal (level percent of payroll)

In 2022, mortality rates were based on the PUB-2010 General Employee Amount Weight Below Median Healthy Retiree mortality table projected to 2017 with ages set forward 1 year and adjusted 94.20% for males and set forward 2 years and adjusted 81.35% for females. Mortality among disabled members were based upon the PUB-2010 General Disabled Retiree mortality table projected to 2017 with ages set forward 5 years and adjusted 103.3% for males and set forward 3 years and adjusted 106.8% for females. Future improvement in mortality rates is reflected by applying the MP-2020 projection scale generationally.

**BUCYRUS CITY SCHOOL DISTRICT
CRAWFORD COUNTY, OHIO**

NOTES TO THE BASIC FINANCIAL STATEMENTS
FOR THE FISCAL YEAR ENDED JUNE 30, 2023

NOTE 14 - DEFINED BENEFIT PENSION PLANS - (Continued)

In the prior measurement date, mortality rates were based on the PUB-2010 General Employee Amount Weight Below Median Healthy Retiree mortality table projected to 2017 with ages set forward 1 year and adjusted 94.20% for males and set forward 2 years and adjusted 81.35% for females. Mortality among disabled members were based upon the PUB-2010 General Disabled Retiree mortality table projected to 2017 with ages set forward 5 years and adjusted 103.3% for males and set forward 3 years and adjusted 106.8% for females. Future improvement in mortality rates is reflected by applying the MP-2020 projection scale generationally.

The most recent experience study was completed for the five-year period ended June 30, 2020.

The long-term return expectation for the Pension Plan Investments has been determined using a building-block approach and assumes a time horizon, as defined in SERS' *Statement of Investment Policy*. A forecasted rate of inflation serves as the baseline for the return expectation. Various real return premiums over the baseline inflation rate have been established for each asset class. The long-term expected nominal rate of return has been determined by calculating a weighted average of the expected real return premiums for each asset class, adding the projected inflation rate, and adding the expected return from rebalancing uncorrelated asset classes.

The target allocation and best estimates of arithmetic real rates of return for each major asset class are summarized in the following table:

Asset Class	Target Allocation	Long-Term Expected Real Rate of Return
Cash	2.00 %	(0.45) %
US Equity	24.75	5.37
Non-US Equity Developed	13.50	6.22
Non-US Equity Emerging	6.75	8.22
Fixed Income/Global Bonds	19.00	1.20
Private Equity	11.00	10.05
Real Estate/Real Assets	16.00	4.87
Multi-Asset Strategy	4.00	3.39
Private Debt/Private Credit	3.00	5.38
Total	<u>100.00 %</u>	

Discount Rate - The total pension liability was calculated using the discount rate of 7.00%. The projection of cash flows used to determine the discount rate assumed the contributions from employers and from the members would be computed based on contribution requirements as stipulated by State statute. Projected inflows from investment earnings were calculated using the long-term assumed investment rate of return (7.00%). Based on those assumptions, the plan's fiduciary net position was projected to be available to make all future benefit payments of current plan members. Therefore, the long-term expected rate of return on pension plan investments was applied to all periods of projected benefits to determine the total pension liability.

Sensitivity of the District's Proportionate Share of the Net Pension Liability to Changes in the Discount Rate - Net pension liability is sensitive to changes in the discount rate, and to illustrate the potential impact the following table presents the net pension liability calculated using the discount rate of 7.00%, as well as what each plan's net pension liability would be if it were calculated using a discount rate that is one percentage point lower (6.00%), or one percentage point higher (8.00%) than the current rate.

	Current		
	1% Decrease	Discount Rate	1% Increase
District's proportionate share of the net pension liability	\$ 5,398,740	\$ 3,667,741	\$ 2,209,398

**BUCYRUS CITY SCHOOL DISTRICT
CRAWFORD COUNTY, OHIO**

NOTES TO THE BASIC FINANCIAL STATEMENTS
FOR THE FISCAL YEAR ENDED JUNE 30, 2023

NOTE 14 - DEFINED BENEFIT PENSION PLANS - (Continued)

Actuarial Assumptions - STRS

Key methods and assumptions used in the latest actuarial valuation, reflecting experience study results used in the June 30, 2022, actuarial valuation are presented below:

	June 30, 2022	June 30, 2021
Inflation	2.50%	2.50%
Projected salary increases	Varies by service from 2.50% to 8.50%	12.50% at age 20 to 2.50% at age 65
Investment rate of return	7.00%, net of investment expenses, including inflation	7.00%, net of investment expenses, including inflation
Discount rate of return	7.00%	7.00%
Payroll increases	3.00%	3.00%
Cost-of-living adjustments (COLA)	0.00%	0.00%

For the June 30, 2022 actuarial valuation, post-retirement mortality rates are based on the Pub-2010 Teachers Healthy Annuitant Mortality Table, adjusted 110% for males, projected forward generationally using mortality improvement scale MP-2020. Pre-retirement mortality rates are based on Pub-2010 Teachers Employee Table adjusted 95% for females, projected forward generationally using mortality improvement scale MP-2020. Post-retirement disabled mortality rates are based on Pub-2010 Teachers Disable Annuitant Table projected forward generationally using mortality improvement scale MP-2020.

For the prior measurement date, post-retirement mortality rates are based on the RP-2014 Annuitant Mortality Tables with 50% of rates through age 69, 70% of rates between ages 70 and 79, 90% of rates between ages 80 and 84, and 100% of rates thereafter, projected forward generationally using mortality improvement scale MP-2016. Pre-retirement mortality rates are based on RP-2014 Employee Mortality Tables, projected forward generationally using mortality improvement scale MP-2016. Post-retirement disabled mortality rates are based on the RP-2014 Disabled Mortality Tables with 90% of rates for males and 100% of rates for females, projected forward generationally using mortality improvement scale MP-2016.

Actuarial assumptions used in the June 30, 2022 valuation are based on the results of an actuarial experience study for the period July 1, 2015 through June 30, 2021. An actuarial experience study is done on a quinquennial basis.

STRS Ohio's investment consultant develops an estimate range for the investment return assumption based on the target allocation adopted by the Retirement Board. The target allocation and long-term expected rate of return for each major asset class are summarized as follows:

Asset Class	Target Allocation*	Long-Term Expected Real Rate of Return **
Domestic Equity	26.00 %	6.60 %
International Equity	22.00	6.80
Alternatives	19.00	7.38
Fixed Income	22.00	1.75
Real Estate	10.00	5.75
Liquidity Reserves	1.00	1.00
Total	<u>100.00 %</u>	

**BUCYRUS CITY SCHOOL DISTRICT
CRAWFORD COUNTY, OHIO**

NOTES TO THE BASIC FINANCIAL STATEMENTS
FOR THE FISCAL YEAR ENDED JUNE 30, 2023

NOTE 14 - DEFINED BENEFIT PENSION PLANS - (Continued)

* Target allocation percentage is effective as of July 1, 2022. Target weights were phased in over a 3-month period concluding on October 1, 2022.

**10-Year annualized geometric nominal returns, which include the real rate of return and inflation of 2.25% and is net of investment expenses. Over a 30-year period, STRS Ohio’s investment consultant indicates that the above target allocations should generate a return above the actuarial rate of return, without net value added by management.

Discount Rate - The discount rate used to measure the total pension liability was 7.00% as of June 30, 2022. The projection of cash flows used to determine the discount rate assumes that member and employer contributions will be made at the statutory contribution rates in accordance with the rates described previously. For this purpose, only employer contributions that are intended to fund benefits of current plan members and their beneficiaries are included. Based on those assumptions, STRS Ohio’s fiduciary net position was projected to be available to make all projected future benefit payments to current plan members as of June 30, 2022. Therefore, the long-term expected rate of return on pension plan investments of 7.00% was applied to all periods of projected benefit payments to determine the total pension liability as of June 30, 2022.

Sensitivity of the District's Proportionate Share of the Net Pension Liability to Changes in the Discount Rate - The following table represents the net pension liability as of June 30, 2022, calculated using the current period discount rate assumption of 7.00%, as well as what the net pension liability would be if it were calculated using a discount rate that is one percentage point lower (6.00%) or one percentage point higher (8.00%) than the current assumption:

	1% Decrease	Current Discount Rate	1% Increase
District's proportionate share of the net pension liability	\$ 17,471,349	\$ 11,565,558	\$ 6,571,089

Changes Between Measurement Date and Reporting Date - STRS approved a one-time 1.00% cost-of-living adjustment to eligible benefit recipients effective July 1, 2023. It is unknown what effect this change will have on the net pension liability.

THIS SPACE INTENTIONALLY LEFT BLANK

**BUCYRUS CITY SCHOOL DISTRICT
CRAWFORD COUNTY, OHIO**

NOTES TO THE BASIC FINANCIAL STATEMENTS
FOR THE FISCAL YEAR ENDED JUNE 30, 2023

NOTE 15 - DEFINED BENEFIT OPEB PLANS

Net OPEB Liability/Asset

See Note 14 for a description of the net OPEB liability (asset).

Plan Description - School Employees Retirement System (SERS)

Health Care Plan Description - The District contributes to the SERS Health Care Fund, administered by SERS for non-certificated retirees and their beneficiaries. For GASB 75 purposes, this plan is considered a cost-sharing other postemployment benefit (OPEB) plan. SERS' Health Care Plan provides healthcare benefits to eligible individuals receiving retirement, disability, and survivor benefits, and to their eligible dependents. Members who retire after June 1, 1986, need 10 years of service credit, exclusive of most types of purchased credit, to qualify to participate in SERS' health care coverage. In addition to age and service retirees, disability benefit recipients and beneficiaries who are receiving monthly benefits due to the death of a member or retiree, are eligible for SERS' health care coverage. Most retirees and dependents choosing SERS' health care coverage are over the age of 65 and therefore enrolled in a fully insured Medicare Advantage plan; however, SERS maintains a traditional, self-insured preferred provider organization for its non-Medicare retiree population. For both groups, SERS offers a self-insured prescription drug program. Health care is a benefit that is permitted, not mandated, by statute. The financial report of the Plan is included in the SERS Annual Comprehensive Financial Report which can be obtained on SERS' website at www.ohsers.org under Employers/Audit Resources.

Access to health care for retirees and beneficiaries is permitted in accordance with Section 3309 of the Ohio Revised Code. The Health Care Fund was established and is administered in accordance with Internal Revenue Code Section 105(e). SERS' Retirement Board reserves the right to change or discontinue any health plan or program. Active employee members do not contribute to the Health Care Plan. The SERS Retirement Board established the rules for the premiums paid by the retirees for health care coverage for themselves and their dependents or for their surviving beneficiaries. Premiums vary depending on the plan selected, qualified years of service, Medicare eligibility, and retirement status.

Funding Policy - State statute permits SERS to fund the health care benefits through employer contributions. Each year, after the allocation for statutorily required pensions and benefits, the Retirement Board may allocate the remainder of the employer contribution of 14% of covered payroll to the Health Care Fund in accordance with the funding policy. For the fiscal year ended June 30, 2023, SERS did not allocate any employer contributions to post-employment health care. An additional health care surcharge on employers is collected for employees earning less than an actuarially determined minimum compensation amount, pro-rated if less than a full year of service credit was earned. For fiscal year 2023, this amount was \$25,000. Statutes provide that no employer shall pay a health care surcharge greater than 2% of that employer's SERS-covered payroll; nor may SERS collect in aggregate more than 1.5% of the total statewide SERS-covered payroll for the health care surcharge. For fiscal year 2023, the District's surcharge obligation was \$47,015.

The surcharge added to the allocated portion of the 14% employer contribution rate is the total amount assigned to the Health Care Fund. The District's contractually required contribution to SERS was \$47,015 for fiscal year 2023. Of this amount, \$47,015 is reported as pension and postemployment benefits payable.

Plan Description - State Teachers Retirement System (STRS)

Plan Description - The State Teachers Retirement System of Ohio (STRS) administers a cost-sharing Health Plan administered for eligible retirees who participated in the defined benefit or combined pension plans offered by STRS. Ohio law authorizes STRS to offer this plan. Benefits include hospitalization, physicians' fees, prescription drugs and partial reimbursement of monthly Medicare Part B premiums. The Medicare Part B monthly reimbursement elimination date was postponed indefinitely. The Plan is included in the report of STRS which can be obtained by visiting www.strsoh.org or by calling (888) 227-7877.

**BUCYRUS CITY SCHOOL DISTRICT
CRAWFORD COUNTY, OHIO**

NOTES TO THE BASIC FINANCIAL STATEMENTS
FOR THE FISCAL YEAR ENDED JUNE 30, 2023

NOTE 15 - DEFINED BENEFIT OPEB PLANS - (Continued)

Funding Policy - Ohio Revised Code Chapter 3307 authorizes STRS to offer the Plan and gives the Retirement Board discretionary authority over how much, if any, of the health care costs will be absorbed by STRS. Active employee members do not contribute to the Health Care Plan. Nearly all health care plan enrollees, for the most recent year, pay a portion of the health care costs in the form of a monthly premium. Under Ohio law, funding for post-employment health care may be deducted from employer contributions, currently 14% of covered payroll. For the fiscal year ended June 30, 2023, STRS did not allocate any employer contributions to post-employment health care.

OPEB Liabilities/Assets, OPEB Expense, and Deferred Outflows of Resources and Deferred Inflows of Resources Related to OPEB

The net OPEB liability/asset was measured as of June 30, 2022, and the total OPEB liability/asset used to calculate the net OPEB liability/asset was determined by an actuarial valuation as of that date. The District's proportion of the net OPEB liability/asset was based on the District's share of contributions to the respective retirement systems relative to the contributions of all participating entities.

Following is information related to the proportionate share and OPEB expense:

	<u>SERS</u>	<u>STRS</u>	<u>Total</u>
Proportion of the net OPEB liability/asset prior measurement date	0.068663900%	0.050435748%	
Proportion of the net OPEB liability/asset current measurement date	<u>0.069061000%</u>	<u>0.052026510%</u>	
Change in proportionate share	<u>0.000397100%</u>	<u>0.001590762%</u>	
Proportionate share of the net OPEB liability	\$ 969,624	\$ -	\$ 969,624
Proportionate share of the net OPEB asset	\$ -	\$ (1,347,139)	\$ (1,347,139)
OPEB expense	\$ (62,773)	\$ (254,101)	\$ (316,874)

At June 30, 2023, the District reported deferred outflows of resources and deferred inflows of resources related to OPEB from the following sources:

	<u>SERS</u>	<u>STRS</u>	<u>Total</u>
Deferred outflows of resources			
Differences between expected and actual experience	\$ 8,151	\$ 19,527	\$ 27,678
Net difference between projected and actual earnings on OPEB plan investments	5,037	23,451	28,488
Changes of assumptions	154,230	57,383	211,613
Difference between employer contributions and proportionate share of contributions/change in proportionate share	98,004	3,339	101,343
Contributions subsequent to the measurement date	<u>47,015</u>	<u>-</u>	<u>47,015</u>
Total deferred outflows of resources	<u>\$ 312,437</u>	<u>\$ 103,700</u>	<u>\$ 416,137</u>

**BUCYRUS CITY SCHOOL DISTRICT
CRAWFORD COUNTY, OHIO**

NOTES TO THE BASIC FINANCIAL STATEMENTS
FOR THE FISCAL YEAR ENDED JUNE 30, 2023

NOTE 15 - DEFINED BENEFIT OPEB PLANS - (Continued)

	SERS	STRS	Total
Deferred inflows of resources			
Differences between expected and actual experience	\$ 620,240	\$ 202,320	\$ 822,560
Changes of assumptions	398,041	955,256	1,353,297
Difference between employer contributions and proportionate share of contributions/ change in proportionate share	84,926	17,758	102,684
Total deferred inflows of resources	\$ 1,103,207	\$ 1,175,334	\$ 2,278,541

\$47,015 reported as deferred outflows of resources related to OPEB resulting from District contributions subsequent to the measurement date will be recognized as a reduction of the net OPEB liability/asset in the fiscal year ending June 30, 2024.

Other amounts reported as deferred outflows of resources and deferred inflows of resources related to OPEB will be recognized in OPEB expense as follows:

	SERS	STRS	Total
Fiscal Year Ending June 30:			
2024	\$ (191,554)	\$ (320,331)	\$ (511,885)
2025	(196,762)	(304,854)	(501,616)
2026	(171,517)	(146,233)	(317,750)
2027	(98,568)	(61,332)	(159,900)
2028	(64,115)	(79,075)	(143,190)
Thereafter	(115,269)	(159,809)	(275,078)
Total	\$ (837,785)	\$ (1,071,634)	\$ (1,909,419)

Actuarial Assumptions - SERS

The total OPEB liability is determined by SERS' actuaries in accordance with GASB Statement No. 74, as part of their annual actuarial valuation for each retirement plan. Actuarial valuations of an ongoing plan involve estimates of the value of reported amounts (e.g., salaries, credited service) and assumptions about the probability of occurrence of events far into the future (e.g., mortality, disabilities, retirements, employment terminations). Actuarially determined amounts are subject to continual review and potential modifications, as actual results are compared with past expectations and new estimates are made about the future.

Projections of benefits for financial reporting purposes are based on the substantive plan (the plan as understood by the employers and plan members) and include the types of benefits provided at the time of each valuation and the historical pattern of sharing benefit costs between the employers and plan members to that point. The projection of benefits for financial reporting purposes does not explicitly incorporate the potential effects of legal or contractual funding limitations.

**BUCYRUS CITY SCHOOL DISTRICT
CRAWFORD COUNTY, OHIO**

NOTES TO THE BASIC FINANCIAL STATEMENTS
FOR THE FISCAL YEAR ENDED JUNE 30, 2023

NOTE 15 - DEFINED BENEFIT OPEB PLANS - (Continued)

Actuarial calculations reflect a long-term perspective. For a newly hired employee, actuarial calculations will take into account the employee's entire career with the employer and also take into consideration the benefits, if any, paid to the employee after termination of employment until the death of the employee and any applicable contingent annuitant. In many cases, actuarial calculations reflect several decades of service with the employer and the payment of benefits after termination.

Key methods and assumptions used in calculating the total OPEB liability in the latest actuarial valuation date of June 30, 2022 are presented below:

Wage inflation:	
Current measurement date	2.40%
Prior measurement date	2.40%
Future salary increases, including inflation:	
Current measurement date	3.25% to 13.58%
Prior measurement date	3.25% to 13.58%
Investment rate of return:	
Current measurement date	7.00% net of investment expense, including inflation
Prior measurement date	7.00% net of investment expense, including inflation
Municipal bond index rate:	
Current measurement date	3.69%
Prior measurement date	1.92%
Single equivalent interest rate, net of plan investment expense, including price inflation:	
Current measurement date	4.08%
Prior measurement date	2.27%
Medical trend assumption:	
Current measurement date	7.00 to 4.40%
Prior measurement date	
Medicare	5.125 to 4.400%
Pre-Medicare	6.750 to 4.400%

In 2022, mortality rates were based on the PUB-2010 General Employee Amount Weight Below Median Healthy Retiree mortality table projected to 2017 with ages set forward 1 year and adjusted 94.20% for males and set forward 2 years and adjusted 81.35% for females. Mortality among disabled members were based upon the PUB-2010 General Disabled Retiree mortality table projected to 2017 with ages set forward 5 years and adjusted 103.3% for males and set forward 3 years and adjusted 106.8% for females. Future improvement in mortality rates is reflected by applying the MP-2020 projection scale generationally.

In the prior measurement date, mortality rates were based on the PUB-2010 General Employee Amount Weighted Below Median Healthy Retiree mortality table projected to 2017 with ages set forward 1 year and adjusted 94.20% for males and set forward 2 years and adjusted 81.35% for females. Mortality among disabled members were based upon the PUB-2010 General Disabled Retiree mortality table projected to 2017 with ages set forward 5 years and adjusted 103.3% for males and set forward 3 years and adjusted 106.8% for females. Future improvement in mortality rates is reflected by applying the MP-2020 projection scale generationally.

The most recent experience study was completed for the five-year period ended June 30, 2020.

**BUCYRUS CITY SCHOOL DISTRICT
CRAWFORD COUNTY, OHIO**

NOTES TO THE BASIC FINANCIAL STATEMENTS
FOR THE FISCAL YEAR ENDED JUNE 30, 2023

NOTE 15 - DEFINED BENEFIT OPEB PLANS - (Continued)

The long-term expected rate of return on plan assets is reviewed as part of the actuarial 5-year experience study. The most recent study covers fiscal years 2016 through 2020, and was adopted by the Board in 2021. Several factors are considered in evaluating the long-term rate of return assumption including long-term historical data, estimates inherent in current market data, and a long-normal distribution analysis in which best-estimate ranges of expected future real rates of return were developed by the investment consultant for each major asset class. These ranges were combined to produce the long-term expected rate of return, 7.00%, by weighting the expected future real rates of return by the target asset allocation percentage and then adding expected inflation. The capital market assumptions developed by the investment consultant are intended for use over a 10-year horizon and may not be useful in setting the long-term rate of return for funding pension plans which covers a longer timeframe. The assumption is intended to be a long-term assumption and is not expected to change absent a significant change in the asset allocation, a change in the inflation assumption, or a fundamental change in the market that alters expected returns in future years.

The target asset allocation and best estimates of arithmetic real rates of return for each major asset class are summarized as follows:

Asset Class	Target Allocation	Long-Term Expected Real Rate of Return
Cash	2.00 %	(0.45) %
US Equity	24.75	5.37
Non-US Equity Developed	13.50	6.22
Non-US Equity Emerging	6.75	8.22
Fixed Income/Global Bonds	19.00	1.20
Private Equity	11.00	10.05
Real Estate/Real Assets	16.00	4.87
Multi-Asset Strategy	4.00	3.39
Private Debt/Private Credit	3.00	5.38
Total	<u>100.00 %</u>	

Discount Rate - The discount rate used to measure the total OPEB liability at June 30, 2022, was 4.08%. The discount rate used to measure total OPEB liability prior to June 30, 2022, was 2.27%. The projection of cash flows used to determine the discount rate assumed that contributions will be made from members and the System at the contribution rate of 1.50% of projected covered payroll each year, which includes a 1.50% payroll surcharge and no contributions from the basic benefits plan. Based on these assumptions, the OPEB plan's fiduciary net position was projected to become insufficient to make all projected future benefit payments of current System members by SERS actuaries. The Municipal Bond Index Rate is used in the determination of the SEIR for both the June 30, 2022 and the June 30, 2021 total OPEB liability. The Municipal Bond Index rate is the single rate that will generate a present value of benefit payments equal to the sum of the present value determined by the long-term expected rate of return, and the present value determined by discounting those benefits after the date of depletion. The Municipal Bond Index Rate is 3.69% at June 30, 2022 and 1.92% at June 30, 2021.

**BUCYRUS CITY SCHOOL DISTRICT
CRAWFORD COUNTY, OHIO**

NOTES TO THE BASIC FINANCIAL STATEMENTS
FOR THE FISCAL YEAR ENDED JUNE 30, 2023

NOTE 15 - DEFINED BENEFIT OPEB PLANS - (Continued)

Sensitivity of the District's Proportionate Share of the Net OPEB Liability to Changes in the Discount Rate and Changes in the Health Care Cost Trend Rates - The net OPEB liability is sensitive to changes in the discount rate and the health care cost trend rate. The following table presents the net OPEB liability, what the net OPEB liability would be if it were calculated using a discount rate that is 1 percentage point lower (3.08%) and higher (5.08%) than the current discount rate (4.08%). Also shown is what the net OPEB liability would be based on health care cost trend rates that are 1 percentage point lower (6.00% decreasing to 3.40%) and higher (8.00% decreasing to 5.40%) than the current rate (7.00% decreasing to 4.40%).

	1% Decrease	Current Discount Rate	1% Increase
District's proportionate share of the net OPEB liability	\$ 1,204,287	\$ 969,624	\$ 780,186
		Current Trend Rate	
	1% Decrease	Current Trend Rate	1% Increase
District's proportionate share of the net OPEB liability	\$ 747,754	\$ 969,624	\$ 1,259,422

Actuarial Assumptions - STRS

Key methods and assumptions used in the latest actuarial valuation, reflecting experience study results used in the June 30, 2022 actuarial valuation, compared with June 30, 2021 actuarial valuation, are presented below:

	June 30, 2022		June 30, 2021	
Inflation	2.50%		2.50%	
Projected salary increases	Varies by service from 2.50% to 8.50%		12.50% at age 20 to 2.50% at age 65	
Investment rate of return	7.00%, net of investment expenses, including inflation		7.00%, net of investment expenses, including inflation	
Payroll increases	3.00%		3.00%	
Cost-of-living adjustments (COLA)	0.00%		0.00%	
Discount rate of return	7.00%		7.00%	
Blended discount rate of return	N/A		N/A	
Health care cost trends				
	Initial	Ultimate	Initial	Ultimate
Medical				
Pre-Medicare	7.50%	3.94%	5.00%	4.00%
Medicare	-68.78%	3.94%	-16.18%	4.00%
Prescription Drug				
Pre-Medicare	9.00%	3.94%	6.50%	4.00%
Medicare	-5.47%	3.94%	29.98%	4.00%

Projections of benefits include the historical pattern of sharing benefit costs between the employers and retired plan members.

**BUCYRUS CITY SCHOOL DISTRICT
CRAWFORD COUNTY, OHIO**

NOTES TO THE BASIC FINANCIAL STATEMENTS
FOR THE FISCAL YEAR ENDED JUNE 30, 2023

NOTE 15 - DEFINED BENEFIT OPEB PLANS - (Continued)

For the June 30, 2022 actuarial valuation, for healthy retirees the post-retirement mortality rates are based on the Pub-2010 Teachers Healthy Annuitant Mortality Table, adjusted 110% for males, projected forward generationally using mortality improvement scale MP-2020; pre-retirement mortality rates are based on Pub-2010 Teachers Employee Table adjusted 95% for females, projected forward generationally using mortality improvement scale MP-2020. For disabled retirees, mortality rates are based on the Pub-2010 Teachers Disabled Annuitant Table projected forward generationally using mortality improvement scale MP-2020.

For the prior measurement date, for healthy retirees the mortality rates are based on the RP-2014 Annuitant Mortality Tables with 50% of rates through age 69, 70% of rates between ages 70 and 79, 90% of rates between ages 80 and 84, and 100% of rates thereafter, projected forward generationally using mortality improvement scale MP-2016. For disabled retirees, mortality rates are based on the RP-2014 Disabled Mortality Tables with 90% of rates for males and 100% of rates for females, projected forward generationally using mortality improvement scale MP-2016.

Actuarial assumptions used in the June 30, 2022 valuation are based on the results of an actuarial experience study for the period July 1, 2015 through June 30, 2021. An actuarial experience study is done on a quinquennial basis.

Assumption Changes Since the Prior Measurement Date - The discount rate remained unchanged at 7.00% for the June 30, 2022 valuation.

Benefit Term Changes Since the Prior Measurement Date - Salary increase rates were updated based on the actuarial experience study for the period July 1, 2015 through June 30, 2021 and were changed from age based to service based.

STRS' investment consultant develops an estimate range for the investment return assumption based on the target allocation adopted by the Retirement Board. The target allocation and long-term expected rate of return for each major asset class are summarized as follows:

Asset Class	Target Allocation*	Long-Term Expected Real Rate of Return **
Domestic Equity	26.00 %	6.60 %
International Equity	22.00	6.80
Alternatives	19.00	7.38
Fixed Income	22.00	1.75
Real Estate	10.00	5.75
Liquidity Reserves	1.00	1.00
Total	<u>100.00 %</u>	

* Target allocation percentage is effective as of July 1, 2022. Target weights were phased in over a 3-month period concluding on October 1, 2022.

**10-Year annualized geometric nominal returns, which include the real rate of return and inflation of 2.25% and is net of investment expenses. Over a 30-year period, STRS Ohio's investment consultant indicates that the above target allocations should generate a return above the actuarial rate of return, without net value added by management.

Discount Rate - The discount rate used to measure the total OPEB liability was 7.00% as of June 30, 2022. The projection of cash flows used to determine the discount rate assumed STRS Ohio continues to allocate no employer contributions to the health care fund. Based on those assumptions, the OPEB plan's fiduciary net position was projected to be available to make all projected future benefit payments to current plan members as of June 30, 2022. Therefore, the long-term expected rate of return on health care fund investments of 7.00% was applied to all periods of projected health care costs to determine the total OPEB liability as of June 30, 2022.

**BUCYRUS CITY SCHOOL DISTRICT
CRAWFORD COUNTY, OHIO**

NOTES TO THE BASIC FINANCIAL STATEMENTS
FOR THE FISCAL YEAR ENDED JUNE 30, 2023

NOTE 15 - DEFINED BENEFIT OPEB PLANS - (Continued)

Sensitivity of the District's Proportionate Share of the Net OPEB Asset to Changes in the Discount and Health Care Cost Trend Rate - The following table represents the net OPEB asset as of June 30, 2022, calculated using the current period discount rate assumption of 7.00%, as well as what the net OPEB asset would be if it were calculated using a discount rate that is one percentage point lower (6.00%) or one percentage point higher (8.00%) than the current assumption. Also shown is the net OPEB asset as if it were calculated using health care cost trend rates that are one percentage point lower or one percentage point higher than the current health care cost trend rates.

	1% Decrease	Current Discount Rate	1% Increase
District's proportionate share of the net OPEB asset	\$ 1,247,476	\$ 1,347,139	\$ 1,434,292
	1% Decrease	Current Trend Rate	1% Increase
District's proportionate share of the net OPEB asset	\$ 1,397,311	\$ 1,347,139	\$ 1,283,810

NOTE 16 - OTHER EMPLOYEE BENEFITS

A. Compensated Absences

The criteria for determining vacation and sick leave benefits are derived from negotiated agreements and State laws. Classified employees earn ten to twenty-five days of vacation per year, depending upon length of service. Accumulated unused vacation time is paid to classified employees upon termination of employment. Teachers do not earn vacation time.

Teachers, administrators, and classified employees earn sick leave at a rate of one and one-fourth days per month. Sick leave may be accumulated up to a maximum of two hundred seventy-four days for classified employees and two hundred sixty-three days for certified employees. Upon retirement, payment is made for thirty percent of accrued but unused sick leave credit for classified employees and for certified employees payment is made based on accrued but unused sick leave credit as follows:

Sick Leave Balance	Maximum Days Paid
At least 235 days	65
At least 175 days	55
At least 100 days	50
Less than 100 days	30% of balance

B. Health Care Benefits

The School District offers medical insurance to all employees through a self-insurance program. Dental insurance is offered to all employees through Coresource, Inc. Life insurance is through the Metropolitan Educational Council.

**BUCYRUS CITY SCHOOL DISTRICT
CRAWFORD COUNTY, OHIO**

NOTES TO THE BASIC FINANCIAL STATEMENTS
FOR THE FISCAL YEAR ENDED JUNE 30, 2023

NOTE 17 - JOINTLY GOVERNED ORGANIZATIONS

A. Metropolitan Educational Technology Association (META)

The School District is a participant in the Metropolitan Educational Technology Association (META), which is a computer consortium. META is an association of public school districts within the boundaries of Athens, Crawford, Delaware, Erie, Franklin, Knox, Licking, Lorain, Marion, Morrow, Muskingum, Union and Wyandot Counties. The organization was formed for the purpose of applying modern technology with the aid of computers and other electronic equipment to administrative and instructional functions amount member school districts. The governing board of META consists of twelve members of participating school districts. Financial information can be obtained from META, 100 Executive Drive, Marion, Ohio 43302.

B. Pioneer Career and Technology Center

The Pioneer Career and Technology Center (Center) is a distinct political subdivision of the State of Ohio which provides vocational education. The Center operates under the direction of a Board consisting of eleven appointed members from the fourteen participating school districts. The Board possesses its own budgeting and taxing authority. The degree of control exercised by the School District is limited to its representation on the Board. Financial information can be obtained from Pioneer Career and Technology Center, 27 Ryan Road, Shelby, Ohio 44875.

C. Ohio Schools Council

The Ohio School Council (OSC) is a purchasing cooperative made up of more than two-hundred-eighty school districts, libraries, and related agencies in thirty-eight counties. The purpose of the OSC is to obtain prices for quality merchandise and services commonly used by the participants. The governing board of the OSC consists of one representative from each participant. All participants must pay all fees, charges, or other assessments as established by the OSC.

NOTE 18 - INSURANCE POOLS

A. The Ohio School Boards Association Workers' Compensation Group Rating Plan

The School District participates in a group rating plan for worker's compensation as established under Section 4123.29 of the Ohio Revised Code. The Ohio School Boards Association Workers' Compensation Group Rating Plan (GRP) was established through the Ohio School Boards Association (OSBA) as an insurance purchasing pool.

The GRP's business and affairs are conducted by a three member Board of Directors consisting of the President, the President-Elect, and the Immediate Past President of the OSBA. The Executive Director of the OSBA, or his designee, serves a coordinator of the GRP. Each year, the participants pay an enrollment fee to the GRP to cover the costs of administering the program.

**BUCYRUS CITY SCHOOL DISTRICT
CRAWFORD COUNTY, OHIO**

NOTES TO THE BASIC FINANCIAL STATEMENTS
FOR THE FISCAL YEAR ENDED JUNE 30, 2023

NOTE 18 - INSURANCE POOLS – (Continued)

B. Ohio School Plan

The School District participates in the Ohio School Plan (the “Plan”), an insurance purchasing pool established under Section 2744.081 of the Ohio Revised Code. The Plan is an unincorporated nonprofit association of its members which enables the participants to provide for a formalized joint insurance purchasing program for maintaining adequate insurance protection and provides risk management programs and other administrative services. The Plan’s business and affairs are conducted by a fifteen member board consisting of superintendents, treasurers, the president of Harcum-Schuett Insurance Agency, Inc., and a member of Hylant Group, Inc. Hylant Group, Inc. is the Plan’s administrator and is responsible for processing claims. Harcum-Schuett Insurance Agency serves as the sales and marketing representative which establishes agreements between the Plan and its members. Financial information can be obtained from Harcum-Schuett Insurance Agency, 246 East Sycamore Street, Columbus, Ohio 43206.

NOTE 19 - CONTINGENCIES

A. Grants

The School District received financial assistance from federal and state agencies in the form of grants. The expenditure of funds received under these programs generally requires compliance with terms and conditions specified in the grant agreements and are subject to audit by the grantor agencies. Any disallowed claims resulting from such audits could become a liability of the General Fund or other applicable funds. However, in the opinion of management, any such disallowed claims will not have a material adverse effect on the overall financial position of the School District at June 30, 2023.

B. Litigation

The School District is currently involved in litigation; however, the outcome of this litigation is uncertain. The School District does not anticipate that this litigation will have a material financial impact on the School District and losses could potentially be paid through the School District’s liability insurance.

NOTE 20 - OTHER COMMITMENTS

The School District utilizes encumbrance accounting as part of its budgetary controls. Encumbrances outstanding at year end may be reported as part of restricted, committed, or assigned classifications of fund balance. At year end, the School District’s commitments for encumbrances in the governmental funds were as follows:

<u>Fund</u>	<u>Year-End Encumbrances</u>
General fund	\$ 1,134,466
ESSER	90,000
Other nonmajor governmental funds	<u>147,570</u>
Total	<u>\$ 1,372,036</u>

NOTE 21 - COVID-19

The United States and the State of Ohio declared a state of emergency in March of 2020 due to the COVID-19 pandemic. Ohio’s state of emergency ended in June 2021 while the national state of emergency ended in April 2023. During fiscal year 2023, the District received COVID-19 funding. The District will continue to spend available COVID-19 funding consistent with the applicable program guidelines.

REQUIRED SUPPLEMENTARY INFORMATION

**BUCRYUS CITY SCHOOL DISTRICT
CRAWFORD COUNTY, OHIO**

SCHEDULES OF REQUIRED SUPPLEMENTARY INFORMATION

SCHEDULE OF THE SCHOOL DISTRICT'S PROPORTIONATE SHARE OF
THE NET PENSION LIABILITY
SCHOOL EMPLOYEES RETIREMENT SYSTEM (SERS) OF OHIO

LAST TEN FISCAL YEARS

	<u>2023</u>	<u>2022</u>	<u>2021</u>	<u>2020</u>
School District's proportion of the net pension liability	0.06781090%	0.06712140%	0.06229960%	0.06557040%
School District's proportionate share of the net pension liability	\$ 3,667,741	\$ 2,476,585	\$ 4,120,627	\$ 3,923,192
School District's covered payroll	\$ 2,582,700	\$ 2,250,286	\$ 2,297,193	\$ 2,307,933
School District's proportionate share of the net pension liability as a percentage of its covered payroll	142.01%	110.06%	179.38%	169.99%
Plan fiduciary net position as a percentage of the total pension liability	75.82%	82.86%	68.55%	70.85%

The amounts present each fiscal year were determined as of 6/30 of the previous fiscal year.

Amounts presented for each fiscal year were determined as of the School District's measurement date which is the prior year-end.

SEE ACCOMPANYING NOTES TO THE REQUIRED SUPPLEMENTARY INFORMATION

<u>2019</u>	<u>2018</u>	<u>2017</u>	<u>2016</u>	<u>2015</u>	<u>2014</u>
0.06920190%	0.06527510%	0.06674380%	0.06672950%	0.06052200%	0.06052200%
\$ 3,963,321	\$ 3,900,043	\$ 4,885,030	\$ 3,807,650	\$ 3,062,984	\$ 3,599,049
\$ 2,230,496	\$ 2,170,650	\$ 2,068,814	\$ 2,008,847	\$ 1,758,636	\$ 1,448,049
177.69%	179.67%	236.13%	189.54%	174.17%	248.54%
71.36%	69.50%	62.98%	69.16%	71.70%	65.52%

**BUCRYUS CITY SCHOOL DISTRICT
CRAWFORD COUNTY, OHIO**

SCHEDULES OF REQUIRED SUPPLEMENTARY INFORMATION

SCHEDULE OF THE SCHOOL DISTRICT'S PROPORTIONATE SHARE OF
THE NET PENSION LIABILITY
STATE TEACHERS RETIREMENT SYSTEM (STRS) OF OHIO

	LAST TEN FISCAL YEARS			
	2023	2022	2021	2020
School District's proportion of the net pension liability	0.05202651%	0.05043575%	0.05238311%	0.05597250%
School District's proportionate share of the net pension liability	\$ 11,565,558	\$ 6,448,664	\$ 12,674,849	\$ 12,377,982
School District's covered payroll	\$ 6,835,207	\$ 6,292,814	\$ 6,489,700	\$ 6,556,979
School District's proportionate share of the net pension liability as a percentage of its covered payroll	169.21%	102.48%	195.31%	188.78%
Plan fiduciary net position as a percentage of the total pension liability	78.88%	87.78%	75.48%	77.40%

School District's measurement date which is the prior year-end.

SEE ACCOMPANYING NOTES TO THE REQUIRED SUPPLEMENTARY INFORMATION

2019	2018	2017	2016	2015	2014
0.05651906%	0.05623790%	0.05764843%	0.06149551%	0.06228956%	0.06228956%
\$ 12,427,272	\$ 13,359,434	\$ 19,296,667	\$ 16,995,560	\$ 15,150,977	\$ 18,047,744
\$ 6,615,529	\$ 6,024,329	\$ 6,237,971	\$ 6,429,671	\$ 6,364,469	\$ 6,162,846
187.85%	221.76%	309.34%	264.33%	238.06%	292.85%
77.31%	75.30%	66.80%	72.10%	74.70%	69.30%

**BUCRYUS CITY SCHOOL DISTRICT
CRAWFORD COUNTY, OHIO**

SCHEDULES OF REQUIRED SUPPLEMENTARY INFORMATION

SCHEDULE OF SCHOOL DISTRICT PENSION CONTRIBUTIONS
SCHOOL EMPLOYEES RETIREMENT SYSTEM (SERS) OF OHIO

	LAST TEN FISCAL YEARS			
	<u>2023</u>	<u>2022</u>	<u>2021</u>	<u>2020</u>
Contractually required contribution	\$ 374,029	\$ 361,578	\$ 315,040	\$ 321,607
Contributions in relation to the contractually required contribution	<u>(374,029)</u>	<u>(361,578)</u>	<u>(315,040)</u>	<u>(321,607)</u>
Contribution deficiency (excess)	<u>\$ -</u>	<u>\$ -</u>	<u>\$ -</u>	<u>\$ -</u>
School District's covered payroll	\$ 2,671,636	\$ 2,582,700	\$ 2,250,286	\$ 2,297,193
Contributions as a percentage of covered payroll	14.00%	14.00%	14.00%	14.00%

SEE ACCOMPANYING NOTES TO THE REQUIRED SUPPLEMENTARY INFORMATION

<u>2019</u>	<u>2018</u>	<u>2017</u>	<u>2016</u>	<u>2015</u>	<u>2014</u>
\$ 311,571	\$ 301,117	\$ 303,891	\$ 289,634	\$ 264,766	\$ 243,747
<u>(311,571)</u>	<u>(301,117)</u>	<u>(303,891)</u>	<u>(289,634)</u>	<u>(264,766)</u>	<u>(243,747)</u>
<u>\$ -</u>	<u>\$ -</u>	<u>\$ -</u>	<u>\$ -</u>	<u>\$ -</u>	<u>\$ -</u>
\$ 2,307,933	\$ 2,230,496	\$ 2,170,650	\$ 2,068,814	\$ 2,008,847	\$ 1,758,636
13.50%	13.50%	14.00%	14.00%	13.18%	13.86%

**BUCRYUS CITY SCHOOL DISTRICT
CRAWFORD COUNTY, OHIO**

SCHEDULES OF REQUIRED SUPPLEMENTARY INFORMATION

SCHEDULE OF SCHOOL DISTRICT PENSION CONTRIBUTIONS
STATE TEACHERS RETIREMENT SYSTEM (STRS) OF OHIO

	LAST TEN FISCAL YEARS			
	<u>2023</u>	<u>2022</u>	<u>2021</u>	<u>2020</u>
Contractually required contribution	\$ 955,044	\$ 956,929	\$ 880,994	\$ 908,558
Contributions in relation to the contractually required contribution	<u>(955,044)</u>	<u>(956,929)</u>	<u>(880,994)</u>	<u>(908,558)</u>
Contribution deficiency (excess)	<u>\$ -</u>	<u>\$ -</u>	<u>\$ -</u>	<u>\$ -</u>
School District's covered payroll	\$ 6,821,743	\$ 6,835,207	\$ 6,292,814	\$ 6,489,700
Contributions as a percentage of covered payroll	14.00%	14.00%	14.00%	14.00%

SEE ACCOMPANYING NOTES TO THE REQUIRED SUPPLEMENTARY INFORMATION

<u>2019</u>	<u>2018</u>	<u>2017</u>	<u>2016</u>	<u>2015</u>	<u>2014</u>
\$ 917,977	\$ 926,174	\$ 843,406	\$ 873,316	\$ 900,154	\$ 827,381
<u>(917,977)</u>	<u>(926,174)</u>	<u>(843,406)</u>	<u>(873,316)</u>	<u>(900,154)</u>	<u>(827,381)</u>
<u>\$ -</u>	<u>\$ -</u>	<u>\$ -</u>	<u>\$ -</u>	<u>\$ -</u>	<u>\$ -</u>
\$ 6,556,979	\$ 6,615,529	\$ 6,024,329	\$ 6,237,971	\$ 6,429,671	\$ 6,364,469
14.00%	14.00%	14.00%	14.00%	14.00%	13.00%

**BUCRYUS CITY SCHOOL DISTRICT
CRAWFORD COUNTY, OHIO**

SCHEDULES OF REQUIRED SUPPLEMENTARY INFORMATION

SCHEDULE OF THE SCHOOL DISTRICT'S PROPORTIONATE SHARE OF
THE NET OPEB LIABILITY
SCHOOL EMPLOYEES RETIREMENT SYSTEM (SERS) OF OHIO

LAST SEVEN FISCAL YEARS

	<u>2023</u>	<u>2022</u>	<u>2021</u>	<u>2020</u>
School District's proportion of the net OPEB liability	0.06906100%	0.06866390%	0.06431280%	0.06680020%
School District's proportionate share of the net OPEB liability	\$ 969,624	\$ 1,299,521	\$ 1,397,728	\$ 1,679,885
School District's covered payroll	\$ 2,582,700	\$ 2,250,286	\$ 2,297,193	\$ 2,307,933
School District's proportionate share of the net OPEB liability as a percentage of its covered payroll	37.54%	57.75%	60.85%	72.79%
Plan fiduciary net position as a percentage of the total OPEB liability	30.34%	24.08%	18.17%	15.57%

Note: Information prior to 2017 was unavailable. Schedule is intended to show information for 10 years. Additional years will be displayed as they become available.

Amounts presented for each fiscal year were determined as of the School District's measurement date which is the prior year-end.

SEE ACCOMPANYING NOTES TO THE REQUIRED SUPPLEMENTARY INFORMATION

<u>2019</u>	<u>2018</u>	<u>2017</u>
0.06956150%	0.06623650%	0.06753695%
\$ 1,929,824	\$ 1,777,615	\$ 1,925,053
\$ 2,230,496	\$ 2,170,650	\$ 2,068,814
86.52%	81.89%	93.05%
13.57%	12.46%	11.49%

**BUCRYUS CITY SCHOOL DISTRICT
CRAWFORD COUNTY, OHIO**

SCHEDULES OF REQUIRED SUPPLEMENTARY INFORMATION

SCHEDULE OF THE SCHOOL DISTRICT'S PROPORTIONATE SHARE OF
THE NET OPEB LIABILITY/ASSET
STATE TEACHERS RETIREMENT SYSTEM (STRS) OF OHIO

LAST SEVEN FISCAL YEARS

	<u>2023</u>	<u>2022</u>	<u>2021</u>	<u>2020</u>
School District's proportion of the net OPEB liability/asset	0.05202651%	0.05043575%	0.05238110%	0.05597250%
School District's proportionate share of the net OPEB liability/(asset)	\$ (1,347,139)	\$ (1,063,397)	\$ (920,597)	\$ (927,039)
School District's covered payroll	\$ 6,835,207	\$ 6,292,814	\$ 6,489,700	\$ 6,556,979
School District's proportionate share of the net OPEB liability/asset as a percentage of its covered payroll	19.71%	16.90%	14.19%	14.14%
Plan fiduciary net position as a percentage of the total OPEB liability/asset	230.73%	174.73%	182.10%	174.70%

Note: Information prior to 2017 was unavailable. Schedule is intended to show information for 10 years. Additional years will be displayed as they become available.

Amounts presented for each fiscal year were determined as of the School District's measurement date which is the prior year-end.

SEE ACCOMPANYING NOTES TO THE REQUIRED SUPPLEMENTARY INFORMATION

<u>2019</u>	<u>2018</u>	<u>2017</u>
0.05651906%	0.05623790%	0.05764843%
\$ (908,204)	\$ 2,194,195	\$ 3,083,053
\$ 6,615,529	\$ 6,024,329	\$ 6,237,971
13.73%	36.42%	49.42%
176.00%	47.10%	37.30%

**BUCRYUS CITY SCHOOL DISTRICT
CRAWFORD COUNTY, OHIO**

SCHEDULES OF REQUIRED SUPPLEMENTARY INFORMATION

SCHEDULE OF SCHOOL DISTRICT OPEB CONTRIBUTIONS
SCHOOL EMPLOYEES RETIREMENT SYSTEM (SERS) OF OHIO

	LAST TEN FISCAL YEARS			
	<u>2023</u>	<u>2022</u>	<u>2021</u>	<u>2020</u>
Contractually required contribution	\$ 47,015	\$ 43,688	\$ 41,585	\$ 39,730
Contributions in relation to the contractually required contribution	<u>(47,015)</u>	<u>(43,688)</u>	<u>(41,585)</u>	<u>(39,730)</u>
Contribution deficiency (excess)	<u>\$ -</u>	<u>\$ -</u>	<u>\$ -</u>	<u>\$ -</u>
School District's covered payroll	\$ 2,671,636	\$ 2,582,700	\$ 2,250,286	\$ 2,297,193
Contributions as a percentage of covered payroll	1.76%	1.69%	1.85%	1.73%

SEE ACCOMPANYING NOTES TO THE REQUIRED SUPPLEMENTARY INFORMATION

<u>2019</u>	<u>2018</u>	<u>2017</u>	<u>2016</u>	<u>2015</u>	<u>2014</u>
\$ 50,454	\$ 45,873	\$ 36,088	\$ 33,743	\$ 45,752	\$ 32,202
<u>(50,454)</u>	<u>(45,873)</u>	<u>(36,088)</u>	<u>(33,743)</u>	<u>(45,752)</u>	<u>(32,202)</u>
<u>\$ -</u>	<u>\$ -</u>	<u>\$ -</u>	<u>\$ -</u>	<u>\$ -</u>	<u>\$ -</u>
\$ 2,307,933	\$ 2,230,496	\$ 2,170,650	\$ 2,068,814	\$ 2,008,847	\$ 1,758,636
2.19%	2.06%	1.66%	1.63%	2.28%	1.83%

**BUCRYUS CITY SCHOOL DISTRICT
CRAWFORD COUNTY, OHIO**

SCHEDULES OF REQUIRED SUPPLEMENTARY INFORMATION

SCHEDULE OF SCHOOL DISTRICT OPEB CONTRIBUTIONS
STATE TEACHERS RETIREMENT SYSTEM (STRS) OF OHIO

	LAST TEN FISCAL YEARS			
	2023	2022	2021	2020
Contractually required contribution	\$ -	\$ -	\$ -	\$ -
Contributions in relation to the contractually required contribution	-	-	-	-
Contribution deficiency (excess)	\$ -	\$ -	\$ -	\$ -
School District's covered payroll	\$ 6,821,743	\$ 6,835,207	\$ 6,292,814	\$ 6,489,700
Contributions as a percentage of covered payroll	0.00%	0.00%	0.00%	0.00%

SEE ACCOMPANYING NOTES TO THE REQUIRED SUPPLEMENTARY INFORMATION

<u>2019</u>	<u>2018</u>	<u>2017</u>	<u>2016</u>	<u>2015</u>	<u>2014</u>
\$ -	\$ -	\$ -	\$ -	\$ -	\$ 65,186
-	-	-	-	-	(65,186)
<u>\$ -</u>	<u>\$ -</u>	<u>\$ -</u>	<u>\$ -</u>	<u>\$ -</u>	<u>\$ -</u>
\$ 6,556,979	\$ 6,615,529	\$ 6,024,329	\$ 6,237,971	\$ 6,429,671	\$ 6,364,469
0.00%	0.00%	0.00%	0.00%	0.00%	1.00%

**BUCRYUS CITY SCHOOL DISTRICT
CRAWFORD COUNTY, OHIO**

NOTES TO THE REQUIRED SUPPLEMENTARY INFORMATION
FOR THE FISCAL YEAR ENDED JUNE 30, 2023

PENSION

SCHOOL EMPLOYEES RETIREMENT SYSTEM (SERS) OF OHIO

Changes in benefit terms :

- There were no changes in benefit terms from the amounts reported for fiscal year 2014.
- There were no changes in benefit terms from the amounts reported for fiscal year 2015.
- There were no changes in benefit terms from the amounts reported for fiscal year 2016.
- There were no changes in benefit terms from the amounts reported for fiscal year 2017.
- For fiscal year 2018, SERS changed from a fixed 3% annual increase to a Cost of Living Adjustment (COLA) based on the changes in the Consumer Price Index (CPI-W), with a cap of 2.5% and a floor of 0%.
- For fiscal year 2019, with the authority granted the Board under Senate Bill 8, the Board has enacted a three year COLA delay for future benefit recipients commencing benefits on or after April 1, 2018.
- There were no changes in benefit terms from the amounts previously reported for fiscal year 2020.
- There were no changes in benefit terms from the amounts previously reported for fiscal year 2021.
- For fiscal year 2022, SERS changed from a Cost of Living Adjustment (COLA) of 2.5% to 2.0%.
- There were no changes in benefit terms from the amounts reported for fiscal year 2023.

Changes in assumptions :

- There were no changes in methods and assumptions used in the calculation of actuarial determined contributions for fiscal year 2014.
- There were no changes in methods and assumptions used in the calculation of actuarial determined contributions for fiscal year 2015.
- There were no changes in methods and assumptions used in the calculation of actuarial determined contributions for fiscal year 2016.
- For fiscal year 2017, the following changes of assumptions affected the total pension liability since the prior measurement date: (a) the assumed rate of inflation was reduced from 3.25% to 3.00%, (b) payroll growth assumption was reduced from 4.00% to 3.50%, (c) assumed real wage growth was reduced from 0.75% to 0.50%, (d) rates of withdrawal, retirement and disability were updated to reflect recent experience, (e) mortality among active members was updated to RP-2014 Blue Collar Mortality Table with fully generational projection and a five year age set-back for both males and females, (f) mortality among service retired members and beneficiaries was updated to the following RP-2014 Blue Collar Mortality Table with fully generational projection with Scale BB, 120% of male rates and 110% of female rates, (g) mortality among disabled members was updated to RP-2000 Disabled Mortality Table, 90% for male rates and 100% for female rates, set back five years is used for the period after disability retirement and (h) the discount rate was reduced from 7.75% to 7.50%.
- There were no changes in methods and assumptions used in the calculation of actuarial determined contributions for fiscal year 2018.
- There were no changes in methods and assumptions used in the calculation of actuarial determined contributions for fiscal year 2019.
- There were no changes in methods and assumptions used in the calculation of actuarial determined contributions for fiscal year 2020.
- There were no changes in methods and assumptions used in the calculation of actuarial determined contributions for fiscal year 2021.
- For fiscal year 2022, the following changes of assumptions affected the total pension liability since the prior measurement date: (a) wage inflation decreased from 3.00% to 2.40%, (b) future salary increases changed from 3.50%-18.20% to 3.25%-13.58%, (c) investment rate of return decreased from 7.50% to 7.00%, (d) discount rate decreased from 7.50% to 7.00% and (e) mortality tables changed from the RP-2014 Blue Collar mortality table to the PUB-2010 General Employee Amount Weighted Below Median Healthy Retiree mortality table.
- There were no changes in methods and assumptions used in the calculation of actuarial determined contributions for fiscal year 2023.

(Continued)

**BUCRYUS CITY SCHOOL DISTRICT
CRAWFORD COUNTY, OHIO**

NOTES TO THE REQUIRED SUPPLEMENTARY INFORMATION (CONTINUED)
FOR THE FISCAL YEAR ENDED JUNE 30, 2023

PENSION (CONTINUED)

STATE TEACHERS RETIREMENT SYSTEM (STRS) OF OHIO

Changes in benefit terms :

- There were no changes in benefit terms from the amounts reported for fiscal year 2014.
- There were no changes in benefit terms from the amounts reported for fiscal year 2015.
- There were no changes in benefit terms from the amounts reported for fiscal year 2016.
- There were no changes in benefit terms from the amounts reported for fiscal year 2017.
- For fiscal year 2018, STRS decreased the Cost of Living Adjustment (COLA) to zero.
- There were no changes in benefit terms from amounts previously reported for fiscal year 2019.
- There were no changes in benefit terms from amounts previously reported for fiscal year 2020.
- There were no changes in benefit terms from amounts previously reported for fiscal year 2021.
- There were no changes in benefit terms from amounts previously reported for fiscal year 2022.
- There were no changes in benefit terms from amounts previously reported for fiscal year 2023.

Changes in assumptions :

- There were no changes in methods and assumptions used in the calculation of actuarial determined contributions for fiscal year 2014.
- There were no changes in methods and assumptions used in the calculation of actuarial determined contributions for fiscal year 2015.
- There were no changes in methods and assumptions used in the calculation of actuarial determined contributions for fiscal year 2016.
- There were no changes in methods and assumptions used in the calculation of actuarial determined contributions for fiscal year 2017.
- For fiscal year 2018, the following changes of assumption affected the total pension liability since the prior measurement date: (a) the long-term expected rate of return was reduced from 7.75% to 7.45%, (b) the inflation assumption was lowered from 2.75% to 2.50%, (c) the payroll growth assumption was lowered to 3.00%, (d) total salary increases rate was lowered by decreasing the merit component of the individual salary increases, in addition to a decrease of 0.25% due to lower inflation, (e) the healthy and disabled mortality assumptions were updated to the RP-2014 mortality tables with generational improvement scale MP-2016 and (f) rates of retirement, termination and disability were modified to better reflect anticipated future experience.
- There were no changes in methods and assumptions used in the calculation of actuarial determined contributions for fiscal year 2019.
- There were no changes in methods and assumptions used in the calculation of actuarial determined contributions for fiscal year 2020.
- There were no changes in methods and assumptions used in the calculation of actuarial determined contributions for fiscal year 2021.
- For fiscal year 2022, the following changes of assumption affected the total pension liability since the prior measurement date: (a) the long-term expected rate of return was reduced from 7.45% to 7.00% and (b) the discount rate of return was reduced from 7.45% to 7.00%.
- For fiscal year 2023, the following changes of assumption affected the total pension liability since the prior measurement date: (a) the projected salary increases went from 12.50% at age 20 to 2.50% at age 65 to varies by service from 2.50% to 8.50%.

OTHER POSTEMPLOYMENT BENEFITS (OPEB)

SCHOOL EMPLOYEES RETIREMENT SYSTEM (SERS) OF OHIO

Changes in benefit terms :

- There were no changes in benefit terms from the amounts reported for fiscal year 2017.
- There were no changes in benefit terms from the amounts reported for fiscal year 2018.
- There were no changes in benefit terms from the amounts reported for fiscal year 2019.
- There were no changes in benefit terms from the amounts reported for fiscal year 2020.
- There were no changes in benefit terms from the amounts reported for fiscal year 2021.
- There were no changes in benefit terms from the amounts reported for fiscal year 2022.
- There were no changes in benefit terms from the amounts reported for fiscal year 2023.

(Continued)

**BUCRYUS CITY SCHOOL DISTRICT
CRAWFORD COUNTY, OHIO**

NOTES TO THE REQUIRED SUPPLEMENTARY INFORMATION (CONTINUED)
FOR THE FISCAL YEAR ENDED JUNE 30, 2023

OTHER POSTEMPLOYMENT BENEFITS (OPEB) (CONTINUED)

SCHOOL EMPLOYEES RETIREMENT SYSTEM (SERS) OF OHIO (CONTINUED)

Changes in assumptions :

- For fiscal year 2017, the following changes of assumptions affected the total OPEB liability since the prior measurement date: (a) assumed rate of inflation was reduced from 3.25% to 3.00%, (b) payroll growth assumption was reduced from 4.00% to 3.50%, (c) assumed real wage growth was reduced from 0.75% to 0.50%, (d) rates of withdrawal, retirement, and disability were updated to reflect recent experience, (e) mortality among active members was updated to the following: RP-2014 Blue Collar Mortality Table with fully generational projection and a five-year age set-back for both males and females, (f) mortality among service retired members and beneficiaries was updated to the following: RP-2014 Blue Collar Mortality Table with fully generational projection with Scale BB, 120% of male rates, and 110% of female rates, (g) mortality among disabled members was updated to the following: RP-2000 Disabled Mortality Table, 90% for male rates and 100% for female rates, set back five years is used for the period after disability retirement.
- For fiscal year 2018, the following changes of assumptions affected the total OPEB liability since the prior measurement date: (a) assumed rate of inflation was reduced from 3.25% to 3.00%, (b) payroll growth assumption was reduced from 4.00% to 3.50%, (c) assumed real wage growth was reduced from 0.75% to 0.50%, (d) rates of withdrawal, retirement, and disability were updated to reflect recent experience, (e) mortality among active members was updated to the following: RP-2014 Blue Collar Mortality Table with fully generational projection and a five-year age set-back for both males and females, (f) mortality among service retired members and beneficiaries was updated to the following: RP-2014 Blue Collar Mortality Table with fully generational projection with Scale BB, 120% of male rates, and 110% of female rates, (g) mortality among disabled members was updated to the following: RP-2000 Disabled Mortality Table, 90% for male rates and 100% for female rates, set back five years is used for the period after disability retirement, (h) the municipal bond index rate increased from 2.92% to 3.56% and (i) the single equivalent interest rate, net of plan investment expense, including price inflation increased from 2.98% to 3.63%.
- For fiscal year 2019, the following changes of assumptions affected the total OPEB liability since the prior measurement date: (a) the discount rate increased from 3.63% to 3.70%, (b) the health care cost trend rates for Medicare were changed from a range of 5.50%-5.00% to a range of 5.375%-4.75% and Pre-Medicare were changed from a range of 7.50%-5.00% to a range of 7.25%-4.75%, (c) the municipal bond index rate increased from 3.56% to 3.62% and (d) the single equivalent interest rate, net of plan investment expense, including price inflation increased from 3.63% to 3.70%.
- For fiscal year 2020, the following changes of assumptions affected the total OPEB liability since the prior measurement date: (a) the discount rate decreased from 3.70% to 3.22%, (b) the health care cost trend rates for Medicare were changed from a range of 5.375%-4.75% to a range of 5.25%-4.75% and Pre-Medicare were changed from a range of 7.25%-4.75% to a range of 7.00%-4.75%, (c) the municipal bond index rate decreased from 3.62% to 3.13% and (d) the single equivalent interest rate, net of plan investment expense, including price inflation decreased from 3.70% to 3.22%.
- For fiscal year 2021, the following changes of assumptions affected the total OPEB liability since the prior measurement date: (a) the discount rate decreased from 3.22% to 2.63% and (b) the municipal bond index rate decreased from 3.13% to 2.45%, and (c) the single equivalent interest rate, net of plan investment expense, including price inflation decreased from 3.22% to 2.63%.
- For fiscal year 2022, the following changes of assumptions affected the total OPEB liability since the prior measurement date: (a) wage inflation decreased from 3.00% to 2.40%, (b) future salary increases changed from 3.50%-18.20% to 3.25%-13.58%, (c) investment rate of return decreased from 7.50% to 7.00%, (d) discount rate decreased from 7.50% to 7.00% and (e) mortality tables changed from the RP-2014 Blue Collar mortality table to the PUB-2010 General Employee Amount Weighted Below Median Healthy Retiree mortality table.
- For fiscal year 2023, the following changes of assumptions affected the total OPEB liability since the prior measurement date: (a) municipal bond index rate went from 1.92% to 3.69%, (b) single equivalent interest rate when from 2.27% to 4.08% and (c) medical trend assumptions went from 5.125% to 4.40% Medicare and 6.75% to 4.40% Pre-Medicare to 7.00% to 4.40%.

(Continued)

**BUCRYUS CITY SCHOOL DISTRICT
CRAWFORD COUNTY, OHIO**

NOTES TO THE REQUIRED SUPPLEMENTARY INFORMATION (CONTINUED)
FOR THE FISCAL YEAR ENDED JUNE 30, 2023

OTHER POSTEMPLOYMENT BENEFITS (OPEB) (CONTINUED)

STATE TEACHERS RETIREMENT SYSTEM (STRS) OF OHIO

Changes in benefit terms :

- There were no changes in benefit terms from the amounts previously reported for fiscal year 2017.
- For fiscal year 2018, STRS reduced the subsidy multiplier for non-Medicare benefit recipients from 2.1% to 1.9% per year of service. Medicare Part B premium reimbursements were discontinued for certain survivors and beneficiaries and all remaining Medicare Part B premium reimbursements will be discontinued beginning January 2019.
- For fiscal year 2019, STRS increased the subsidy multiplier for non-Medicare benefit recipients from 1.9% to 1.944% per year of service effective January 1, 2019. The non-Medicare frozen subsidy base premium was increased January 1, 2019 and all remaining Medicare Part B premium reimbursements will be discontinued beginning January 1, 2020.
- For fiscal year 2020, STRS increased the subsidy percentage from 1.944% to 1.984% effective January 1, 2020. The Medicare subsidy percentages were adjusted effective January 1, 2021 to 2.1% for the Medicare plan. The Medicare Part B monthly reimbursement elimination date was postponed to January 1, 2021.
- For fiscal year 2021, the non-Medicare subsidy percentage was increased effective January 1, 2021 from 1.984% to 2.055% per year of service. The non-Medicare frozen subsidy base premium was increased effective January 1, 2021. The Medicare subsidy percentages were adjusted effective January 1, 2021 to 2.1% for the AMA Medicare plan. The Medicare Part B monthly reimbursement elimination date was postponed indefinitely.
- For fiscal year 2022, the non-Medicare subsidy percentage was increased effective January 1, 2022 from 2.055% to 2.100%. The non-Medicare frozen subsidy base premium was increased effective January 1, 2022. The Medicare Part D subsidy was updated to reflect it is expected to be negative in CY2022. The Part B monthly reimbursement elimination date was postponed indefinitely.
- There were no changes in benefit terms from the amounts previously reported for fiscal year 2023.

Changes in assumptions :

- There were no changes in methods and assumptions used in the calculation of actuarial determined contributions for fiscal year 2017.
- For fiscal year 2018, the following changes of assumptions affected the total OPEB liability since the prior measurement date: (a) the discount rate was increased from 3.26% to 4.13% based on the methodology defined under GASB Statement No. 74, Financial Reporting for Postemployment Benefit Plans Other Than Pension Plans (OPEB), (b) the long term expected rate of return was reduced from 7.75% to 7.45%, (c) valuation year per capita health care costs were updated, and the salary scale was modified, (d) the percentage of future retirees electing each option was updated based on current data and the percentage of future disabled retirees and terminated vested participants electing health coverage were decreased and (e) the assumed mortality, disability, retirement, withdrawal and future health care cost trend rates were modified along with the portion of rebated prescription drug costs.
- For fiscal year 2019, the following changes of assumptions affected the total OPEB liability/asset since the prior measurement date: (a) the discount rate was increased from the blended rate of 4.13% to the long-term expected rate of return of 7.45% based on the methodology defined under GASB Statement No. 74, Financial Reporting for Postemployment Benefit Plans Other Than Pension Plans (OPEB) and (b) decrease in health care cost trend rates from 6.00%-11.00% initial; 4.50% ultimate down to Medical Pre-Medicare 6.00% and Medicare 5.00% initial; 4.00% ultimate and Prescription Drug Pre-Medicare 8.00% and Medicare (5.23%) initial; 4.00% ultimate.
- For fiscal year 2020, health care cost trend rates were changed to the following: medical pre-Medicare from 6.00% initial - 4.00% ultimate down to 5.87% initial - 4.00% ultimate; medical Medicare from 5.00% initial - 4.00% ultimate down to 4.93% initial - 4.00% ultimate; prescription drug pre-Medicare from 8.00% initial - 4.00% ultimate down to 7.73% initial - 4.00% ultimate and (5.23%) initial - 4.00% ultimate up to 9.62% initial - 4.00% ultimate.

(Continued)

**BUCRYUS CITY SCHOOL DISTRICT
CRAWFORD COUNTY, OHIO**

NOTES TO THE REQUIRED SUPPLEMENTARY INFORMATION (CONTINUED)
FOR THE FISCAL YEAR ENDED JUNE 30, 2023

OTHER POSTEMPLOYMENT BENEFITS (OPEB) (CONTINUED)

STATE TEACHERS RETIREMENT SYSTEM (STRS) OF OHIO (CONTINUED)

Changes in assumptions (continued) :

- For fiscal year 2021, health care cost trend rates were changed to the following: medical pre-Medicare from 5.87% initial - 4.00% ultimate down to 5.00% initial - 4.00% ultimate; medical Medicare from 4.93% initial - 4.00% ultimate down to -6.69% initial - 4.00% ultimate; prescription drug pre-Medicare from 7.73% initial - 4.00% ultimate down to 6.50% initial - 4.00% ultimate; prescription drug Medicare from 9.62% initial - 4.00% ultimate up to 11.87% initial - 4.00% ultimate.
- For fiscal year 2022, the following changes of assumption affected the total OPEB liability since the prior measurement date: (a) the long-term expected rate of return was reduced from 7.45% to 7.00%, (b) the discount rate of return was reduced from 7.45% to 7.00% and (c) health care cost trend rates were changed to the following: medical Medicare from -6.69% initial - 4.00% ultimate down to -16.18% initial - 4.00% ultimate; prescription drug Medicare from 11.87% initial - 4.00% ultimate up to 29.98% initial - 4.00% ultimate.
- For fiscal year 2023, the following changes of assumption affected the total OPEB liability since the prior measurement date: (a) projected salary increase went from 12.50% at age 20 to 2.50% at age 65 to varies by services from 2.50% to 8.50% and (b) health care cost trend rates were changed to the following: Pre-Medicare from 5.00% initial - 4.00% ultimate to 7.50% initial - 3.94% ultimate; medical Medicare from -16.18% initial - 4.00% ultimate to -68.78% initial - 3.94% ultimate; prescription drug Pre-Medicare from 6.50% initial - 4.00% ultimate to 9.00% initial - 3.94% ultimate; Medicare from 29.98% initial - 4.00% ultimate to -5.47% initial - 3.94% ultimate.

SUPPLEMENTARY INFORMATION

**BUCYRUS CITY SCHOOL DISTRICT
CRAWFORD COUNTY, OHIO
SCHEDULE OF EXPENDITURES OF FEDERAL AWARDS
FOR THE FISCAL YEAR ENDED JUNE 30, 2023**

FEDERAL GRANTOR/ PASS THROUGH GRANTOR/ PROGRAM/CLUSTER TITLE	ASSISTANCE LISTING NUMBER	PASS-THROUGH ENTITY IDENTIFYING NUMBER/ ADDITIONAL AWARD IDENTIFICATION	TOTAL EXPENDITURES OF FEDERAL AWARDS
U.S. DEPARTMENT OF AGRICULTURE			
<i>Passed Through the Ohio Department of Education</i>			
Child Nutrition Cluster:			
School Breakfast Program	10.553	2023	\$ 227,187
National School Lunch Program	10.555	2023	567,100
COVID-19 - National School Lunch Program	10.555	COVID-19, 2023	38,446
National School Lunch Program - Food Donation	10.555	2023	76,966
Total National School Lunch Program			682,512
Summer Food Service Program for Children	10.559	2023	29,100
Total Child Nutrition Cluster			938,799
COVID-19 - State Pandemic Electronic Benefit Transfer (P-EBT) Administrative Costs Grant	10.649	COVID-19, 2023	628
Total U.S. Department of Agriculture			939,427
U.S. DEPARTMENT OF EDUCATION			
<i>Passed Through the Ohio Department of Education</i>			
Title I Grants to Local Educational Agencies	84.010A	84.010A, 2022	76,281
Title I Grants to Local Educational Agencies	84.010A	84.010A, 2023	471,035
Title I Grants to Local Educational Agencies - Non-competitive, Supplemental School Improvement	84.010A	84.010A, 2023	49,219
Title I Grants to Local Educational Agencies - Expanding Opportunities for Each Child Non-Competitive Grant	84.010A	84.010A, 2023	20,533
Total Title I Grants to Local Educational Agencies			617,068
Special Education Cluster (IDEA):			
Special Education-Grants to States (IDEA, Part B)	84.027A	84.027A, 2022	44,277
Special Education-Grants to States (IDEA, Part B)	84.027A	84.027A, 2023	234,835
Total Special Education Grants to States (IDEA, Part B)			279,112
Special Education-Preschool Grants (IDEA, Preschool)	84.173A	84.173A, 2022	2,372
Special Education-Preschool Grants (IDEA, Preschool)	84.173A	84.173A, 2023	11,454
Total Special Education Preschool Grants (IDEA, Preschool)			13,826
Total Special Education Cluster (IDEA)			292,938
Twenty-First Century Community Learning Centers	84.287A	84.287A, 2022	16,813
Twenty-First Century Community Learning Centers	84.287A	84.287A, 2023	141,893
Total Twenty-First Century Community Learning Centers			158,706
Rural Education	84.358B	84.358B, 2022	3,818
Rural Education	84.358B	84.358B, 2023	26,084
Total Rural Education			29,902
<i>Consortium Amount Passed/Transferred to the Tri-County Educational Service Center</i>			
English Language Acquisition State Grants - Title III - Language Instruction for English Learners	84.365	84.364A, 2023	664
Supporting Effective Instruction State Grants	84.367A	84.367A, 2022	9,136
Supporting Effective Instruction State Grants	84.367A	84.367A, 2023	9,200
Total Supporting Effective Instruction State Grants			18,336
COVID-19 - American Rescue Plan - Elementary and Secondary School Emergency Relief (ARP ESSER) Fund	84.425U	COVID-19, 84.425U, 2022	627,829
COVID-19 - American Rescue Plan - Elementary and Secondary School Emergency Relief (ARP ESSER) Fund	84.425U	COVID-19, 84.425U, 2023	3,353,506
Total Education Stabilization Fund (ESF)			3,981,335
Total U.S. Department of Education			5,098,949
Total Expenditures of Federal Awards			\$ 6,038,376

The accompanying notes are an integral part of this schedule.

**BUCYRUS CITY SCHOOL DISTRICT
CRAWFORD COUNTY, OHIO**

NOTES TO THE SCHEDULE OF EXPENDITURES OF FEDERAL AWARDS
2 CFR 200.510(b)(6)
FOR THE FISCAL YEAR ENDED JUNE 30, 2023

NOTE 1 – BASIS OF PRESENTATION & SUMMARY OF SIGNIFICANT ACCOUNTING POLICIES

The accompanying Schedule of Expenditures of Federal Awards (the Schedule) includes the federal award activity of the Bucyrus City School District under programs of the federal government for the fiscal year ended June 30, 2023 and is prepared in accordance with the cash basis of accounting. The information on this Schedule is prepared in accordance with the requirements of Title 2 U.S. Code of Federal Regulations Part 200, *Uniform Administrative Requirements, Cost Principles, and Audit Requirements for Federal Awards* (Uniform Guidance). Because the Schedule presents only a selected portion of the operations of the Bucyrus City School District, it is not intended to and does not present the financial position, or changes in net position or cash flows of the Bucyrus City School District. Such expenditures are recognized following cost principles contained in Uniform Guidance wherein certain types of expenditures may or may not be limited to as to reimbursement.

NOTE 2 – DE MINIMIS COST RATE

CFR Section 200.414 of the Uniform Guidance allows a non-federal entity that has never received a negotiated indirect cost rate to charge a de minimis rate of 10% of modified total direct costs to indirect costs. The Bucyrus City School District has elected not to use the 10-percent de minimis indirect cost rate as allowed under the Uniform Guidance.

NOTE 3 - CHILD NUTRITION CLUSTER

The Bucyrus City School District commingles cash receipts from the U.S. Department of Agriculture with similar State grants. When reporting expenditures on this Schedule, the Bucyrus City School District assumes it expends federal monies first.

NOTE 4 – FOOD DONATION PROGRAM

The Bucyrus City School District reports commodities consumed on the Schedule at the entitlement value. The Bucyrus City School District allocated donated food commodities to the respective program that benefitted from the use of those donated food commodities.

NOTE 5 – PASS THROUGH FUNDS

The Bucyrus City School District was awarded federal program allocations to be administered on their behalf by the Tri-County Educational Service Center (ESC). For fiscal year 2023, the Bucyrus City School District’s allocations are as follows:

<u>Grant/Program Name</u>	<u>ALN</u>	<u>Reallocated to</u>	<u>Award Amount</u>
English Language Acquisitions State Grants - Title III	84.365A	Tri-County ESC	\$664

**Independent Auditor's Report on Internal Control Over Financial Reporting and on Compliance and Other Matters Based on an Audit of Financial Statements Performed in Accordance With
*Government Auditing Standards***

Bucyrus City School District
Crawford County
170 Plymouth Street
Bucyrus, Ohio 44820

To the Members of the Board of Education:

We have audited, in accordance with the auditing standards generally accepted in the United States of America and the standards applicable to financial audits contained in *Government Auditing Standards* issued by the Comptroller General of the United States, the financial statements of the governmental activities, the business-type activities, each major fund, and the aggregate remaining fund information of the Bucyrus City School District, Crawford County, Ohio, as of and for the fiscal year ended June 30, 2023, and the related notes to the financial statements, which collectively comprise the Bucyrus City School District's basic financial statements, and have issued our report thereon dated December 21, 2023.

Report on Internal Control over Financial Reporting

In planning and performing our audit of the financial statements, we considered the Bucyrus City School District's internal control over financial reporting (internal control) as a basis for designing audit procedures that are appropriate in the circumstances for the purpose of expressing our opinions on the financial statements, but not for the purpose of expressing an opinion on the effectiveness of the Bucyrus City School District's internal control. Accordingly, we do not express an opinion on the effectiveness of the Bucyrus City School District's internal control.

A *deficiency in internal control* exists when the design or operation of a control does not allow management or employees, in the normal course of performing their assigned functions, to prevent, or detect and correct, misstatements, on a timely basis. A *material weakness* is a deficiency, or a combination of deficiencies, in internal control, such that there is a reasonable possibility that a material misstatement of the Bucyrus City School District's financial statements will not be prevented, or detected and corrected, on a timely basis. A *significant deficiency* is a deficiency, or a combination of deficiencies, in internal control that is less severe than a material weakness, yet important enough to merit attention by those charged with governance.

Our consideration of internal control was for the limited purpose described in the first paragraph of this section and was not designed to identify all deficiencies in internal control that might be material weaknesses or, significant deficiencies. Given these limitations, during our audit we did not identify any deficiencies in internal control that we consider to be material weaknesses. However, material weaknesses or significant deficiencies may exist that were not identified.

Bucyrus City School District
Crawford County

Independent Auditor's Report on Internal Control Over Financial Reporting and on Compliance and Other Matters
Based on an Audit of Financial Statements Performed in Accordance With *Government Auditing Standards*

Report on Compliance and Other Matters

As part of obtaining reasonable assurance about whether the Bucyrus City School District's financial statements are free from material misstatement, we performed tests of its compliance with certain provisions of laws, regulations, contracts, and grant agreements, noncompliance with which could have a direct and material effect on the financial statements. However, providing an opinion on compliance with those provisions was not an objective of our audit, and accordingly, we do not express such an opinion. The results of our tests disclosed no instances of noncompliance or other matters that are required to be reported under *Government Auditing Standards*.

Purpose of this Report

The purpose of this report is solely to describe the scope of our testing of internal control and compliance and the results of that testing, and not to provide an opinion on the effectiveness of the Bucyrus City School District's internal control or on compliance. This report is an integral part of an audit performed in accordance with *Government Auditing Standards* in considering the Bucyrus City School District's internal control and compliance. Accordingly, this communication is not suitable for any other purpose.



Julian & Grube, Inc.
December 21, 2023

**Independent Auditor’s Report on Compliance for Each Major Federal Program
and on Internal Control Over Compliance Required by the Uniform Guidance**

Bucyrus City School District
Crawford County
170 Plymouth Street
Bucyrus, Ohio 44820

To the Members of the Board of Education:

Report on Compliance for Each Major Federal Program

Opinion on Each Major Federal Program

We have audited the Bucyrus City School District’s compliance with the types of compliance requirements identified as subject to audit in the U.S. Office of Management and Budget (OMB) *Compliance Supplement* that could have a direct and material effect on each of the Bucyrus City School District’s major federal programs for the fiscal year ended June 30, 2023. The Bucyrus City School District’s major federal programs are identified in the summary of auditor’s results section of the accompanying schedule of findings.

In our opinion, the Bucyrus City School District complied, in all material respects, with the compliance requirements referred to above that could have a direct and material effect on each of its major federal programs for the fiscal year ended June 30, 2023.

Basis for Opinion on Each Major Federal Program

We conducted our audit of compliance in accordance with auditing standards generally accepted in the United States of America; the standards applicable to financial audits contained in *Government Auditing Standards*, issued by the Comptroller General of the United States; and the audit requirements of Title 2 U.S. *Code of Federal Regulations* Part 200, *Uniform Administrative Requirements, Cost Principles, and Audit Requirements for Federal Awards* (Uniform Guidance). Our responsibilities under those standards and the Uniform Guidance are further described in the “Auditor’s Responsibilities for the Audit of Compliance” section of our report.

We are required to be independent of the Bucyrus City School District and to meet our other ethical responsibilities, in accordance with relevant ethical requirements relating to our audit. We believe that the audit evidence we have obtained is sufficient and appropriate to provide a basis for our opinion on compliance for each major federal program. Our audit does not provide a legal determination of the Bucyrus City School District’s compliance with the compliance requirements referred to above.

Responsibilities of Management for Compliance

Management is responsible for compliance with the requirements referred to above and for the design, implementation, and maintenance of effective internal control over compliance with the requirements of laws, statutes, regulations, rules, and provisions of contracts or grant agreements applicable to the Bucyrus City School District’s federal programs.

Bucyrus City School District
Crawford County
Independent Auditor's Report on Compliance for Each Major Federal Program
and on Internal Control Over Compliance Required by the Uniform Guidance

Auditor's Responsibilities for the Audit of Compliance

Our objectives are to obtain reasonable assurance about whether material noncompliance with the compliance requirements referred to above occurred, whether due to fraud or error, and express an opinion on the Bucyrus City School District's compliance based on our audit. Reasonable assurance is a high level of assurance but is not absolute assurance and therefore is not a guarantee that an audit conducted in accordance with generally accepted auditing standards, *Government Auditing Standards*, and the Uniform Guidance will always detect material noncompliance when it exists. The risk of not detecting material noncompliance resulting from fraud is higher than for that resulting from error, as fraud may involve collusion, forgery, intentional omissions, misrepresentations, or the override of internal control. Noncompliance with the compliance requirements referred to above is considered material if there is a substantial likelihood that, individually or in the aggregate, it would influence the judgment made by a reasonable user of the report on compliance about the Bucyrus City School District's compliance with the requirements of each major federal program as a whole.

In performing an audit in accordance with generally accepted auditing standards, *Government Auditing Standards*, and the Uniform Guidance, we:

- Exercise professional judgment and maintain professional skepticism throughout the audit.
- Identify and assess the risks of material noncompliance, whether due to fraud or error, and design and perform audit procedures responsive to those risks. Such procedures include examining, on a test basis, evidence regarding the Bucyrus City School District's compliance with the compliance requirements referred to above and performing such other procedures as we considered necessary in the circumstances.
- Obtain an understanding of the Bucyrus City School District's internal control over compliance relevant to the audit in order to design audit procedures that are appropriate in the circumstances and to test and report on internal control over compliance in accordance with the Uniform Guidance, but not for the purpose of expressing an opinion on the effectiveness of the Bucyrus City School District's internal control over compliance. Accordingly, no such opinion is expressed.

We are required to communicate with those charged with governance regarding, among other matters, the planned scope and timing of the audit and any significant deficiencies and material weaknesses in internal control over compliance that we identified during the audit.

Report on Internal Control over Compliance

A deficiency in internal control over compliance exists when the design or operation of a control over compliance does not allow management or employees, in the normal course of performing their assigned functions, to prevent, or detect and correct, noncompliance with a type of compliance requirement of a federal program on a timely basis. A *material weakness in internal control over compliance* is a deficiency, or a combination of deficiencies, in internal control over compliance, such that there is a reasonable possibility that material noncompliance with a type of compliance requirement of a federal program will not be prevented, or detected and corrected, on a timely basis. A *significant deficiency in internal control over compliance* is a deficiency, or a combination of deficiencies, in internal control over compliance with a type of compliance requirement of a federal program that is less severe than a material weakness in internal control over compliance, yet important enough to merit attention by those charged with governance.

Our consideration of internal control over compliance was for the limited purpose described in the "Auditor's Responsibilities for the Audit of Compliance" section above and was not designed to identify all deficiencies in internal control over compliance that might be material weaknesses or significant deficiencies in internal control over compliance. Given these limitations, during our audit we did not identify any deficiencies in internal control over compliance that we consider to be material weaknesses, as defined above. However, material weaknesses or significant deficiencies in internal control over compliance may exist that were not identified.

Bucyrus City School District
Crawford County
Independent Auditor's Report on Compliance for Each Major Federal Program
and on Internal Control Over Compliance Required by the Uniform Guidance

Our audit was not designed for the purpose of expressing an opinion on the effectiveness of internal control over compliance. Accordingly, no such opinion is expressed.

The purpose of this report on internal control over compliance is solely to describe the scope of our testing of internal control over compliance and the results of that testing based on the requirements of the Uniform Guidance. Accordingly, this report is not suitable for any other purpose.

A handwritten signature in cursive script that reads "Julian & Grube, Inc.".

Julian & Grube, Inc.
December 21, 2023

**BUCYRUS CITY SCHOOL DISTRICT
CRAWFORD COUNTY, OHIO**

**SCHEDULE OF FINDINGS
2 CFR § 200.515
JUNE 30, 2023**

1. SUMMARY OF AUDITOR'S RESULTS		
<i>(d)(1)(i)</i>	<i>Type of Financial Statement Opinion</i>	Unmodified
<i>(d)(1)(ii)</i>	<i>Were there any material control weaknesses reported at the financial statement level (GAGAS)?</i>	No
<i>(d)(1)(ii)</i>	<i>Were there any significant deficiencies in internal control reported at the financial statement level (GAGAS)?</i>	No
<i>(d)(1)(iii)</i>	<i>Was there any reported material noncompliance at the financial statement level (GAGAS)?</i>	No
<i>(d)(1)(iv)</i>	<i>Were there any material internal control weaknesses reported for major federal programs?</i>	No
<i>(d)(1)(iv)</i>	<i>Were there any significant deficiencies in internal control reported for major federal programs?</i>	No
<i>(d)(1)(v)</i>	<i>Type of Major Program's Compliance Opinion</i>	Unmodified
<i>(d)(1)(vi)</i>	<i>Are there any reportable findings under 2 CFR §200.516(a)?</i>	No
<i>(d)(1)(vii)</i>	<i>Major Program (listed):</i>	COVID-19 – Education Stabilization Fund (ALN 84.425)
<i>(d)(1)(viii)</i>	<i>Dollar Threshold: Type A/B Programs</i>	Type A: >\$750,000 Type B: all others
<i>(d)(1)(ix)</i>	<i>Low Risk Auditee under 2 CFR § 200.520?</i>	Yes

2. FINDINGS RELATED TO THE BASIC FINANCIAL STATEMENTS REQUIRED TO BE REPORTED IN ACCORDANCE WITH GAGAS

None

3. FINDINGS AND QUESTIONED COSTS FOR FEDERAL AWARDS

None

This page intentionally left blank.

OHIO AUDITOR OF STATE KEITH FABER



BUCYRUS CITY SCHOOL DISTRICT

CRAWFORD COUNTY

AUDITOR OF STATE OF OHIO CERTIFICATION

This is a true and correct copy of the report, which is required to be filed pursuant to Section 117.26, Revised Code, and which is filed in the Office of the Ohio Auditor of State in Columbus, Ohio.



Certified for Release 3/21/2024

88 East Broad Street, Columbus, Ohio 43215
Phone: 614-466-4514 or 800-282-0370

This report is a matter of public record and is available online at
www.ohioauditor.gov