

ANNUAL COMPREHENSIVE FINANCIAL REPORT

Richard A. Mallonn II • Auditor, Canton, Ohio



For The Year Ended December 31, 2023



65 East State Street
Columbus, Ohio 43215
ContactUs@ohioauditor.gov
800-282-0370

City Council
City of Canton
218 Cleveland Avenue, SW
Canton, Ohio 44702

We have reviewed the *Independent Auditor's Report* of the City of Canton, Stark County, prepared by Julian & Grube, Inc., for the audit period January 1, 2023 through December 31, 2023. Based upon this review, we have accepted these reports in lieu of the audit required by Section 117.11, Revised Code. The Auditor of State did not audit the accompanying financial statements and, accordingly, we are unable to express, and do not express an opinion on them.

Our review was made in reference to the applicable sections of legislative criteria, as reflected by the Ohio Constitution, and the Revised Code, policies, procedures and guidelines of the Auditor of State, regulations and grant requirements. The City of Canton is responsible for compliance with these laws and regulations.

A handwritten signature in black ink that reads "Keith Faber".

Keith Faber
Auditor of State
Columbus, Ohio

September 27, 2024

This page intentionally left blank.

CITY OF CANTON, OHIO
ANNUAL COMPREHENSIVE FINANCIAL REPORT
FOR THE YEAR ENDED DECEMBER 31, 2023

RICHARD A. MALLONN II
CITY AUDITOR

PREPARED BY THE CITY AUDITOR'S OFFICE

CITY OF CANTON
STARK COUNTY, OHIO
ANNUAL COMPREHENSIVE FINANCIAL REPORT
FOR THE YEAR ENDED DECEMBER 31, 2023

TABLE OF CONTENTS

Title Page	i
Table of Contents	i
 I. INTRODUCTORY SECTION	
Letter of Transmittal.....	v
Certificate of Achievement for Excellence in Financial Reporting.....	xvii
City Officials.....	xviii
Organizational Chart	xiv
 II. FINANCIAL SECTION	
Independent Auditor’s Report	1
Management’s Discussion and Analysis	5
 Basic Financial Statements:	
Government-Wide Financial Statements:	
Statement of Net Position	21
Statement of Activities.....	22
 Fund Financial Statements:	
Balance Sheet - Governmental Funds	24
Reconciliation of Total Governmental Fund Balances to Net Position of Governmental Activities	26
Statement of Revenues, Expenditures and Changes in Fund Balances - Governmental Funds.....	28
Reconciliation of the Statement of Revenues, Expenditures and Changes in Fund Balances of Governmental Funds to the Statement of Activities.....	30
Statement of Revenues, Expenditures and Changes in Fund Balance - Budget and Actual (Non-GAAP Budgetary Basis):	
General Fund.....	31
Community and Economic Development Fund	33
American Rescue Plan Act Fund.....	34
Statement of Net Position - Proprietary Funds.....	36
Statement of Revenues, Expenses and Changes in Net Position - Proprietary Funds	38
Statement of Cash Flows - Proprietary Funds	40
Statement of Fiduciary Net Position - Fiduciary Funds	44
Statement of Changes in Fiduciary Net Position - Fiduciary Fund	45
Notes to the Basic Financial Statements.....	47
 Required Supplementary Information:	
Schedule of the City’s Proportionate Share of the Net Pension Liability/Net Pension Asset:	
Ohio Public Employees Retirement System (OPERS).....	134
Ohio Police and Fire Pension Fund (OP&F)	136
Schedule of City Pension Contributions:	
Ohio Public Employees Retirement System (OPERS)	138
Ohio Police and Fire Pension Fund (OP&F)	140
Schedule of the City’s Proportionate Share of the Net OPEB Liability:	
Ohio Public Employees Retirement System (OPERS).....	142
Ohio Police and Fire Pension Fund (OP&F)	144
Schedule of City OPEB Contributions:	
Ohio Public Employees Retirement System (OPERS)	146
Ohio Police and Fire Pension Fund (OP&F)	148
Notes to Required Supplementary Information.....	150

CITY OF CANTON
STARK COUNTY, OHIO
ANNUAL COMPREHENSIVE FINANCIAL REPORT
FOR THE YEAR ENDED DECEMBER 31, 2023

TABLE OF CONTENTS (CONTINUED)

Combining Statements and Individual Fund Schedules:

Fund Descriptions - Governmental Funds.....	156
Individual Fund Schedules of Revenues, Expenditures and Changes in Fund Balance - Budget and Actual (Non-GAAP Budgetary Basis) - Major Governmental Funds:	
General Fund.....	160
Community and Economic Development Fund	166
American Rescue Plan Act Fund	168
Comprehensive Plan Implementation Fund	169
Capital Projects Fund	170
Motor Vehicle Purchase Fund.....	172
Combining Balance Sheet - Nonmajor Governmental Funds	174
Combining Statement of Revenues, Expenditures and Changes in Fund Balances - Nonmajor Governmental Funds	175
Combining Balance Sheet - Nonmajor Special Revenue Funds.....	176
Combining Statement of Revenues, Expenditures and Changes in Fund Balances - Nonmajor Special Revenue Funds.....	184
Individual Fund Schedules of Revenues, Expenditures and Changes in Fund Balance - Budget and Actual (Non-GAAP Budgetary Basis) - Nonmajor Special Revenue Funds:	
Street Construction, Maintenance, and Repair Fund.....	191
State Highway Fund.....	192
Municipal Road Fund.....	193
Cornerstone Parking Deck Fund	194
Mills Industrial Park TIF Fund.....	195
Gervasi 1700, LLC TIF Fund.....	196
Urban TIF Fund.....	197
Lesh Rd /30 th TIF Fund	198
Crime Lab Fund	199
Court Computer Fund	200
Court Capital Improvement Special Project Fund.....	201
Legal Research Fund.....	202
Court GPS Cost Fund.....	203
Ignition Interlock/Alcohol Monitoring Fund.....	204
Law Department Dispute Resolution Fund.....	205
SARTA Area Improvement Fund	206
Park Department Fund	207
Youth Development Fund.....	208
Federal Forfeiture Fund.....	209
Probation Award Fund	210
Enforcement and Education Fund	211
Indigent Driver Alcohol Treatment Fund.....	212
Law Enforcement Trust Fund	213
Municipal Probation Services Fund	214
Misdemeanor Community Sanction Grant Fund.....	215
Prisoner Housing Fund.....	216
Local Law Enforcement Block Grant Fund	217
Supplementary Police Forces Fund.....	218
D.A.R.E. Program Fund.....	219
Prob Improv and Incent Grant Fund.....	220
Safe Neighborhood Heroes Grant Fund	221
Police Grants and Donations Fund.....	222
Byrne Memorial Recovery Act Fund	223
Use of Force Software Upgrade Grant Fund.....	224
FY17 Bullet Proof Vest Partner Fund	225
Police EMS Training and Equipment Grant Fund	226
2020 Cops Hiring Grant Fund.....	227
2021 Bulletproof Vest Partnership Fund.....	228
2014 Byrne Grant Fund.....	229
2021 Cops Hiring Grant Fund.....	230
Fire Grants and Donations Fund	231

CITY OF CANTON
STARK COUNTY, OHIO
ANNUAL COMPREHENSIVE FINANCIAL REPORT
FOR THE YEAR ENDED DECEMBER 31, 2023

TABLE OF CONTENTS (CONTINUED)

Combining Statements and Individual Fund Schedules (continued):

2021 Department HS Asst to Firefighter Fund.....	232
EMS Training and Equipment Grant Fund	233
Vacant/Foreclosed Registry Fund	234
Canton Merchandising Fund	235
Hall of Fame Village Tourism Development District Fund	236
Neighborhood Development Fund	237
Pretrial Award Fund	238
Building Escrow Fund.....	239
Vacant/Foreclosure Depository Fund.....	240
Employee Recognition Fund	241
City Hall Plaza Fund	242
Recycle Ohio Grant Fund.....	243
Guardrail/Attenuator Replacement Fund	244
Southeast Community Center Fund	245
Centennial Plaza Maintenance Fund	246
Thurman Munson Memorial Stadium Donation Fund	247
Recovery Court ATP Fund.....	248
US Dept Justice/Bureau Asst Fund	249
Project Safe Neighborhood Grant Fund	250
Justice Reinvest Grant Probation Fund	251
Court Technology Grant Fund	252
Specialized Docket Grant Fund.....	253
OCJS 2020 Project Safe Neighborhood Fund	254
OCJS 2021 Project Safe Neighborhood Fund	255
Community Corrections Act 2.0 Fund	256
EMA ARPA 1 st Responder Retention Fund.....	257
ARPA Law Enforcement Violence Reduction Fund.....	258
Downtown Canton TDD Fund	259
ARPA 2022 Wellness & Recruit FD Fund	260
One Ohio Opioid Fund.....	261
Centennial Plaza TDD Fund	262
ARPA 1 st Responder Wellness Grant Fund.....	263
Income Tax Fund	264
Combining Balance Sheet - Nonmajor Debt Service Funds.....	265
Combining Statement of Revenues, Expenditures and Changes in Fund Balances - Nonmajor Debt Service Funds.....	266
Individual Fund Schedule of Revenues, Expenditures and Changes in Fund Balance - Budget and Actual (Non-GAAP Budgetary Basis) - Nonmajor Debt Service Fund: General Obligation Bond Retirement Fund.....	267
Combining Balance Sheet - Nonmajor Capital Projects Funds	268
Combining Statement of Revenues, Expenditures and Changes in Fund Balances - Nonmajor Capital Projects Funds	270
Individual Fund Schedules of Revenues, Expenditures and Changes in Fund Balance - Budget and Actual (Non-GAAP Budgetary Basis) - Nonmajor Capital Projects Funds: 2015 Construction/Reconstruction Note Fund	273
2006 City Infrastructure Bond Fund	274
2006 Recreational Bond Fund.....	275
2006 Construction/Reconstruction Bond Fund	276
2006 Judges Facilities/City Hall Renovation Bond Fund	277
2022 Infrastructure Bond Fund	278
11 th St NW Improvement Project Fund.....	279
Tuscarawas Street West Corridor Safety Project Fund	280
3 rd St SE Resurfacing Project Fund.....	281
30 th Street NW Resurfacing Project Fund	282
15 th St SW Bridge Replacement Fund.....	283
9 th St SW Bridge Replacement Fund.....	284
36 th St NW Storm Rdwy Wtr & Swr Fund.....	285
49 th St. NW Storm Sewer Rehab Project Fund.....	286

CITY OF CANTON
STARK COUNTY, OHIO
ANNUAL COMPREHENSIVE FINANCIAL REPORT
FOR THE YEAR ENDED DECEMBER 31, 2023

TABLE OF CONTENTS (CONTINUED)

Combining Statements and Individual Fund Schedules (continued):

Colonial Blvd Reconstruction Project Fund.....	287
Fund Descriptions – Major Enterprise Funds.....	288
Individual Fund Schedules of Revenues, Expenditures and Changes in Fund Balance - Budget and Actual (Non-GAAP Budgetary Basis) - Major Enterprise Funds:	
Water Operating Fund.....	289
Sewer Operating Fund	290
Refuse Operating Fund	291
Fund Descriptions – Nonmajor Enterprise Fund.....	292
Individual Fund Schedules of Revenues, Expenditures and Changes in Fund Balance - Budget and Actual (Non-GAAP Budgetary Basis) – Non Major Enterprise Fund:	
Building Code Fund	293
Fund Descriptions - Internal Service Funds	294
Combining Statement of Net Position - Internal Service Funds.....	295
Combining Statement of Revenues, Expenses and Changes in Net Position - Internal Service Funds.....	296
Combining Statement of Cash Flows - Internal Service Funds.....	297
Individual Fund Schedules of Revenues, Expenditures and Changes in Fund Balance - Budget and Actual (Non-GAAP Budgetary Basis) - Internal Service Funds:	
Workers’ Compensation Retrospective Fund.....	298
Health Insurance Fund	299
Compensated Absences Claim Fund.....	300
Vehicle Self Insurance Fund	301
Motor Vehicles Department Fund.....	302
Fund Descriptions - Fiduciary Funds	303
Combining Statement of Fiduciary Net Position - Custodial Funds	304
Combining Statement of Changes in Fiduciary Net Position - Custodial Funds.....	306

III. STATISTICAL SECTION

Table of Contents - Statistical Section	S
Financial Trends:	
Net Position by Component - Last Ten Years.....	S 1
Changes in Net Position - Last Ten Years.....	S 3
Fund Balances, Governmental Funds - Last Ten Years	S 7
Changes in Fund Balances, Governmental Funds - Last Ten Years	S 9
Revenue Capacity:	
Income Tax Revenue Base and Collections - Last Ten Years.....	S 11
Income Tax Filers by Income Level - Tax Years 2023 and 2014	S 12
Debt Capacity:	
Ratio of Outstanding Debt by Type - Last Ten Years.....	S 13
Ratio of General Bonded Debt Outstanding - Last Ten Years	S 15
Direct and Overlapping Governmental Activities Debt as of December 31, 2023	S 17
Legal Debt Margin Information - Last Ten Years.....	S 19
Computation of Legal Debt Margin as of December 31, 2023	S 21
Pledged Revenue Coverage - Water - Last Ten Years.....	S 22
Pledged Revenue Coverage - Sewer - Last Ten Years.....	S 23
Demographic and Economic Information:	
Demographic and Economic Statistics - Last Ten Years	S 24
Principal Employers - Current Year and Nine Years Ago	S 25
Operating Information:	
Full-Time Equivalent City Government Employees by Function/Program - Last Ten Years	S 27
Capital Assets Statistics by Function/Program - Last Ten Years	S 29
Operating Indicators by Function/Program - Last Ten Years	S 31



CANTON, OHIO



RICHARD A. MALLONN II

CANTON CITY AUDITOR

City Hall, Canton, Ohio 44702

Phone: (330) 489-3226

July 23, 2024

To Council Members and Citizens of the City of Canton:

The Annual Comprehensive Financial Report (Annual Report) of the City of Canton as of December 31, 2023 is hereby submitted. This letter and the following report represent the City's continuing commitment to excellence in financial reporting. The purpose of this letter is to acquaint the reader with the Annual Report. Responsibility for both the accuracy of the data, the completeness and fairness of the presentation, including all disclosures, rests with the City. To the best of our knowledge and belief, the enclosed data is accurate in all material respects and is reported in a manner designed to present fairly the City's financial position and results of operations. All disclosures necessary to enable the reader to gain an understanding of the City's financial activities have been included.

The financial records, books of accounts and transactions of the City of Canton, Ohio, for the year ending December 31, 2023, have been audited by the certified public accounting firm of Julian & Grube, Inc. As stated in the auditor's report, the audit was conducted in accordance with Generally Accepted Government Auditing Standards and included a financial compliance evaluation, as well as a review of the internal accounting controls. The Auditor's opinion has been included in the report.

Accounting principles generally accepted in the United States of America (GAAP) requires that management provide a narrative introduction, overview, and analysis to accompany the basic financial statements in the form of a Management's Discussion and Analysis (MD&A). This letter of transmittal is designed to complement the MD&A and should be read in conjunction with it. The MD&A can be found on page 5 of this report.

City Organization and Background

The City is located in and is the County Seat of Stark County in northeastern Ohio, approximately 58 miles southeast of Cleveland, 23 miles south of Akron, and 94 miles west of Pittsburgh, Pennsylvania. It was incorporated as a village in 1822, and became a city in 1838.

The City's 2023 population of 69,197 placed it as the largest city in the County and the eighth largest in the State.

The City operates under and is governed by the mayor-council form of government. The City operates as a Statutory Municipal Corporation as defined by the Ohio Revised Code.

The City's legislative authority is vested in a twelve-member Council of whom three are elected at-large and nine are elected from their respective ward, for a term of two years. The presiding officer is the President of Council, who is elected at-large by the voters for a two-year term. The President of Council is called upon to vote on legislation in

order to break a tie vote. The Council affixes compensation of City officials and employees, and enacts ordinances and resolutions relating to City services, tax levies, appropriating and borrowing money, licensing and regulating business and trades, and other municipal purposes. The Council affirms, by resolution, the individuals appointed by the Mayor to serve on the various boards and commissions for the City. The City's chief executive and administrative officer is the Mayor, who is elected by the voters specifically to that office for a four-year term. The other elected officials are the City Auditor, the City Treasurer and the Law Director, each elected to a four-year term.

The Mayor appoints the directors of City departments other than the Income Tax Department. The major officials appointed by the Mayor are the, Directors of Public Service and Public Safety, Director of Economic Development, Planning Director, Communications Director, the Fire Chief, the Police Chief and the City Engineer. The Mayor also appoints members to a number of boards and commissions, and appoints and removes, in accordance with civil service requirements, all appointed officers and employees, except Council, Auditor, Treasurer, and Law Director and their respective officers and employees. The City Treasurer appoints the Director of Income Tax who serves at his pleasure. The Mayor may veto any legislation passed by Council. A veto may be overridden by a two-thirds vote of all members of Council.

City Services

General Government Functions: The City provides police protection, firefighting and prevention, EMS services, street maintenance and repairs, parks and recreation. Funding for these operations is derived primarily from taxes in addition to small amounts of revenue generated from user fees. These operations could not be sustained without a steady flow of tax revenue.

Proprietary Operations: The City operates Water, Sewer, Refuse Departments and Building Inspections. The revenue generated from Water, Sewer and Building Departments were sufficient to meet all expenses in 2022.

Reporting Entity

The City has reviewed its reporting entity definition to ensure conformance with the Governmental Accounting Standards Board (GASB) Statement No. 14 "The Financial Reporting Entity", as amended by GASB Statement No. 39, "Determining Whether Certain Organizations are Component Units", and GASB Statement No. 61, "The Financial Reporting Entity: Omnibus – an Amendment of GASB Statements No. 14 and 34". In defining the City for financial reporting purposes, management has identified all agencies, departments and organizations making up the City of Canton the primary government and its potential component units. The City presents the Canton Community Improvement Corporation (CCIC) and the Board of Health as discretely presented component units.

Neither the Canton City School District, Plain Local School District, Osnaburg School District, nor Canton Local School District has been included in the accompanying financial statements. These districts serve the citizens of Canton; however, the boards are not appointed by the City, nor are they fiscally dependent on the City.

The City is associated with the Stark Area Regional Transit Authority, the Stark Council of Governments and the Stark County Regional Planning Commission as jointly governed organizations. Canton Tomorrow, Inc. and the Downtown Canton Special Improvement District are disclosed as joint ventures.

Financial Information

Accounting Policies and Budgetary Control

The budgetary process is prescribed by provisions of the Ohio Revised Code and entails the preparation of budgetary documents within an established timetables. The major documents prepared are the alternative Tax Budget, the Certificate of Estimated Resources and the Appropriations Ordinance: all are prepared on the budgetary basis of accounting. The Certificate of Estimated Resources and the Appropriations Ordinance are subject to amendment throughout the year with the legal restriction that appropriations cannot exceed estimated resources, as certified. All funds, other than the custodial funds, are legally required to be budgeted and appropriated. The legal level of budgetary control is at the account level split between salary and non-salary line items within each department within each fund for most funds with a only a few budgeted to the fund level. Any budgetary modifications at this level or above may

only be made by resolution of the City Council. Budgetary control at this level provides some flexibility in moving appropriations within their account groups to meet expenses.

The City's fully automated financial system also maintains budgetary control through its purchase order/encumbrance feature. The purchase order, required before making purchases, creates the encumbrance against the current budget. Request for purchase orders, which would result in an overrun of budget, are not honored until additional appropriations are made available through Council ordinance. This procedure is followed when money is available to allow an increase in appropriations. If no money is available, the requisition is canceled.

The City Auditor monitors all expenditures for accuracy, appropriateness and compliance. The City Auditor monitors expenditures to encumbrances to assure that each obligation incurred was entered into after the appropriate purchase order was issued. The City Auditor will exercise his discretion to issue "then and now certificates" for obligations incurred prior to obtaining a purchase order. This certificate is authorized by the Ohio Revised Code for obligations that do not exceed three thousand dollars. This certificate simply stated means: "then" meaning at the time the obligation was made and "now" meaning as of the date of the certificate there were sufficient appropriations free from prior obligations necessary to meet this obligation in question. The City Auditor requires an ordinance from Council authorizing a "Moral Obligation", for obligations incurred prior to obtaining a purchase order that exceeds this authority.

The City Auditor continually monitors the encumbrances and expenditures against the budget appropriations and against the County Auditor's Certificate of Estimated Resources. Using the budget prepared by the City the preceding July and including the carry over cash balances less carry over encumbrances at year end, the County Auditor arrives at and issues the Certificate of Estimated Resources for the City. The City Auditor submits amendments to the Certificate of Estimated Resources to the County Auditor as deemed appropriate throughout the year. Ohio Law prohibits total fund appropriations from exceeding the amounts by fund on the County Auditor's Certificate.

Internal Accounting and Reporting Control

As part of its continuing commitment to excellence in financial reporting, the City utilizes a computerized financial accounting and reporting system. Enhancements to present internal accounting controls and procedures are continually evaluated by the City Auditor. The City Auditor oversees the appropriateness of internal control, develops procedures to enhance internal control and consults with outside auditors to insure the City remains at a sound financial level of operation.

The City has built internal accounting controls into its financial accounting, budgeting and reporting system to provide reasonable, but not absolute, assurance regarding the safeguarding of assets against loss resulting from unauthorized use or disposition; and the reliability of financial records for preparing financial statements and maintaining accountability for assets. The internal accounting controls built into the City's system were developed using the concept of reasonable assurance. This concept recognizes the cost of a control should not exceed the benefits likely to be derived from its implementation, and the evaluation of costs and benefits should require estimates and judgments by management. We believe the City's internal accounting controls adequately safeguard the City's assets and provide reasonable assurance of proper recording and reporting of financial transactions.

Local Economy

Thirty-Eight commercial banks (branches), savings and loan associations and credit unions are located in the City. One daily newspaper serves the City. The City is within the broadcast area of twenty television stations and one hundred sixteen AM and FM radio stations. Spectrum, Direct TV and Dish provide TV services.

The City is home to a number of steel industrial manufacturers and suppliers. The City has benefited from the consistent financial success of the Timken Company. Although a small portion of its office operations has been moved to a location outside the city, the City remains optimistic of continued positive impact from The Timken Company and TimkenSteel resulting from the split that occurred from the Timken Company in late 2014. The City continues to benefit from the diversity of its business base including: MK Morse Company, Fresh Mark Incorporated, Republic Engineered Products, Aultman, Cleveland Clinic Mercy Hospitals and the startup of operations at the newly built Amazon Fulfillment Center is essential in order to create a climate for financial stability.

Malone University, a private four-year college, and Aultman College of Nursing are located in the City. University of Mount Union and Walsh University, private four-year schools, Stark State College of Technology, a public two-year school, and a branch of Kent State University, Ashland University, Brown Mackie College and Ross College also are located in the County. Within commuting distance are several public and private two-year and four-year colleges and universities, including Kent State University in Kent and a branch of Kent State University in Tuscarawas County, Cleveland State University, Cuyahoga Community College, John Carroll University, Baldwin-Wallace College and Case Western Reserve University in the Cleveland metropolitan area, the University of Akron in Akron, Herzog University Akron, the College of Wooster in Wooster, Hiram College in Hiram, Youngstown State University in Youngstown, Allegheny Wesleyan College, Lake College and Lakeland Community College in Lake County and Franciscan University an Eastern Gateway Community College in Steubenville.

The City is served by two acute care hospitals located in the City: Aultman Hospital which was founded in 1892 (1,032 beds) and Cleveland Clinic Mercy Hospital (formerly Mercy Medical Center which was founded in 1908 (476 beds), and two additional acute care hospitals located in the County: In 2018 Alliance Community Hospital became Aultman Alliance Community Hospital (204 beds including 78 nursing home/transition-care beds for long-term care). Massillon Psychiatric Center (Heartland Behavioral Healthcare Hospital), a 150-bed public adult psychiatric hospital operated by the State, is also located in the County. In 2010, Aultman Hospital completed a three year \$80 million dollar expansion project, the largest in its history. The project included a new four-story 380,000 square foot addition that houses a new Aultman Heart Program, Emergency/Trauma Program, Women's Program (including Labor & Delivery) and the Neonatal Intensive Care Unit. Aultman also operates Aultman College which is located within the campus of the Hospital. A new building housing (Aultman Center for Education) was constructed in 2012 and is utilized for the College of Nursing and Health Sciences. Aultman in support of the City's Comprehensive Plan, has been working collaboratively with the City of Canton, Community Building Partnership and Stark Community Foundation to advance the goals of transforming its campus and revitalizing the neighborhood. During 2021, Aultman broke ground on a \$28 million Timken Family Cancer Center, a 58,270 square foot facility that was completed and opened in the summer of 2022. This facility brings cancer treatment services under one roof. In late 2021, Aultman became the first hospital in Stark County to offer the Paxman Scalp Cooling System – also known as “cold cap” – to help reduce hair loss for patients undergoing chemotherapy treatment. During 2023, Aultman Hospital has been named by U.S News and World Report among the best hospitals for 2023-2024 in Ohio and awarded on Forbes America's Best-in-State Employers 2023 list. In 2009, Mercy Medical Center unveiled its new state of the art 24-unit Mercy Intensive Care Unit. The \$20.5-million-dollar project was started in 2007 and also includes an expansion of the surgery center parking garage and relocation of the hospital's helipad to the roof of the new structure. In 2013, Mercy began a \$14.5 million renovation-expansion in the emergency department increasing the beds from 33 to 48 which opened late 2014. In 2022 Cleveland Clinic Mercy partnered with Hall of Fame Resort and Entertainment Company, the only resort, entertainment and media company centered around the power of professional football, signed a multi-year agreement to make it the official healthcare provider of the Hall of Fame Village Sports Complex and Tom Benson Hall of Fame Stadium to provide medical services to program participants at the Hall of Fame Village year-round. Both Aultman and Mercy continues to add valuable medical resources such as state of the art equipment/procedures to its hospital campuses. Also, both Aultman Hospital and Mercy Medical Center continue to play a pivotal role in the financial stability of the City of Canton and come in as two of our top employers.

The Canton Park System (Park System) maintains 62 parks and covers approximately 825 acres. In addition, the City constructed and owns the 5,700-seat Thurman Munson Memorial Stadium with \$5 million dollar renovations completed in 2022. In 2013, the citizens of Canton voted on a park levy which at that time generated approximately \$2.4 million dollars annually to assist with the maintenance and capital investment into the City's 62 parks. During 2022 the levy generated approximately \$3.8 million. The renewal levy was voted on and passed by the voters of the City and included new language to combine both the Canton Parks with the Canton Joint Recreation District. The merger process of these two entities was finalized in April 2018. In 2020, the Canton Park System assumed operation of the Peel Coleman South East Community Center. The Park System continues to add valuable upgrades to its park lands to enhance the usefulness and functionality of its Park System. The Park System renewal levy was passed in May 2021.

The City's cultural assets include the Canton Art Institute, the Symphony Orchestra Association, and the Canton Civic Opera Association, all of which are housed in the Cultural Center (Center) for the Arts and host a variety of exhibits, musical and dramatic performances and other cultural events each year. The Center, a gift of the Timken Foundation, is a building complex located on 8-1/2 acres in the center of the City, which cost \$13,000,000 to build in 1971.

Adjacent to the center is the City-owned auditorium, an air-conditioned arena-type facility with a seating capacity of 6,000. The Cultural Center and the auditorium accommodate conventions. Renovation plans for the arena have begun with upgrades to the seating and lighting being the main improvements. The City's greater metropolitan area has approximately 36 hotels, motels and bed and breakfasts with over 3,000 rooms.

The Canton Palace Theatre is both the literal and figurative cornerstone of the Downtown Canton Arts District. Harry Harper Ink, Canton native and inventor of the patent medicine, Tonsiline, gave the one million dollars to build the Theatre in 1926. Designed by the noted theatre architect, John Ebersson, The Palace is considered an atmospheric theatre, meaning as you sit in the auditorium, you feel as if you are lounging between two Spanish castles, under a Mediterranean blue sky, complete with stars, and floating clouds. The Theatre is home to its original Kilgen Theatre Pipe Organ. This 3 manual, 11 rank instrument is the last remaining Kilgen Theatre Organ still playing in its original home. The famed organist Banks Kennedy opened the theatre November 22, 1926, to a sold out crowd, with the first feature silent film, Tin Hats.

In 2013, the Palace completed a capital project totaling \$1.3 million including new plumbing, roof, windows, service doors, ADA compliant hearing system, live event sound system, and Digital Cinema Projection. The final state of the renovation was completed in 2015 by restoring the current carpet with an original replica. A vital multi-purpose entertainment facility, its marquee burns brightly sixty feet above Market Avenue, welcoming you to enter its grand foyer and become a part of Canton's nostalgic past. The Palace has embarked upon the preparation of a 100th year celebration project expansion that will see a \$16 million renovation over a period of 4 years and expected to be finalized in 2027. The expansion will see an increase from 5 wheelchair spaces to over 16 and from 1 ADA compliance restroom to 4 ADA compliance restrooms while allowing accessible to the whole building by those with walkers. The project will also see increases in seating, lobby square footage, overall restroom numbers and overall almost doubling the building square footage which will allow for larger patron capacity at events. The Palace currently hosts over 300 events a year, with an attendance of over 100,000 guests, the Palace also strives to be an important part of Canton's future as it typically hosts a free movie night during Canton's First Friday family entertainment events each month.

The City's downtown is home to the National First Ladies Library housed in the former home of one time first lady Ida Saxton McKinley. The library presents a history of all the United States first ladies. In 2002, the Library added a \$5.5 million education and research center in the former National City Bank building located nearby the Saxton House. The renovations to the 110-year-old building were paid for through private donations and federal grants. The six story research center houses a 91-seat theater, meeting and exhibit rooms, research and reference materials and office space for the library personnel. In 2011 the Education and Research Center was donated to the National Park Service and then was made a part of the First Ladies National Historic Site. The National First Ladies' Library remains as the managing/operating partner of the site for the National Park Service. The First Ladies Park and the gated parking lot continue to be owned by the National First Ladies' Library.

Also located in the City's downtown area is the main branch of the Stark County District Library. The library is a 2009 winner of the prestigious National Medal for library service. The library's main branch, 9 satellite branches, 5 mobile libraries which are the largest in the state, and 24/7 digital branch holdings number more than 1.8 million items. Base on the concept started by Dolly Parton, due to her father's inability to read, First Lady Dewine, in 2019 started Ohio Governor's Imagination Library to help put books in the hands of children by matching funds to help offset the cost of providing this program. Stark County Library participates in this program. The library offers full-service cards and ecards which allows individual to access over 1 million items and more than 500,000 electronic items such as eBooks, movies, shows, movies and more. The library offers access to over 831,500 items. The library also offers corporate /organization cards which can be used by In addition, the Library provides programs for attendees and provides computer sessions on publicly available computers found in each branch. The library today reimagines itself as 'The Smart Store' where everything is free. It has emerged as a national thought-leader with innovations such as it's no overdue fines policy, the BikeSmart bike sharing network, passport services and Smart School Partnership. It is one of the nine largest library systems in Ohio and serves 12 local school districts.

In 2022, the library revealed its ReImagine plan which is a plan to live out the mission and vision in Stark County, creating inviting spaces that inspire and empower all people to pursue creativity and lifelong learning. It is a multi-year plan to renovate its buildings, upgrading its technology, and creating more flexible spaces for a wide range of use. The Library worked with consultants from Kent State University and Cleveland Urban Design Collaboration to develop a long-term master plan. The plan consists of building a new 70,000 square foot Main Library and a 15,000

square foot Operations Center on the Main Library campus. Expected ground breaking is schedule to begin in 2024 on the Operations Center and the Main Library in 2026.

The City is the home of the National Professional Football Hall of Fame, which attracts more than 200,000 visitors annually. In December 2010, the Hall of Fame's Board of Trustees announced plans for a major expansion and renovation to the museum. The project, called *Future 50 Project*, was the largest in the Hall of Fame's history, costing \$27 million and taking almost two years to complete. The museum building its self was expanded from 83,000 square feet to 118,000 square feet. The largest piece of the expansion was used for a Pro Football Research and Preservation Center. Also 38,000 square feet of existing gallery was renovated, which included a new lobby and visitor orientation theater. A new museum-quality environmental control system was installed to better ensure the safety of the museum's artifacts. The grounds surrounding the Hall of Fame were improved to provide space for special events, rental opportunities and additional parking. The enshrinement ceremony is the main event of the annual week long celebrations and the Hall of Fame completed the facility improvements in time to celebrate the museum's 50th anniversary and in time for the Class of 2013's induction ceremonies held on August 3, 2013. Also, the preseason game held that week is the kick-off to the start of the upcoming football season. In early 2024, the museum announced a new major expansion and renovation plan for modernization of the museum. This project has been in the works for nearly two years and will take three-to-five years for completion. When it is done, the museum will see a new 8,000 square foot grand lobby, high-tech interactive exhibition gallery space, and am 18,500 square foot complex for events with other renovations to be made to the museum.

In 2015, the Canton City School District, the City of Canton and the Pro Football Hall of Fame began discussions on the improvement of the district campus which includes McKinley High School, the C.T. Branin Natatorium and Fawcett Stadium for the expansion and improvement of the stadium and surrounding areas. This project has evolved into a potential multi-phase construction and expansion of the Pro Football Hall of Fame campus at an estimated cumulative value of \$400 million will include retail shopping and dining facilities. Also, a potential convention and events center will occupy these grounds. Along with an indoor waterpark and an amusement park. As of the submission of this report, the City Canton pledged and financed a bond anticipation note of \$5 million and the state has committed \$10 million in their capital budget. The Hall of Fame has received and the City Schools has accepted a \$10 million donation from Tom Benson for the renaming of the Fawcett Stadium. The \$25 million cited above was part of the phase 1, a \$40 million renovation to the stadium with all phases of renovations being complete in July 2017. Additional private capital will be raised to expedite the projects expected to evolve within the Hall of Fame Village as listed within the master plan. The Hall of Fame Village LLC combined with a publicly traded, special – purpose Acquisition Company to help fund the expansion projects by trading common stock and warrants starting July 2, 2020. The Tom Benson Hall of Fame stadium serves as the football facility for the District High School, area colleges, the Ohio High School Athletic Association state football championship games and the annual Pro Football Hall of Fame game, in conjunction with the Hall of Fame induction ceremony festivities, which sits adjacent to the stadium. Additionally, beginning in 2019, the annual Black College Football Hall of Fame was hosted at Tom Benson Hall of Fame Stadium with Alabama A&M Bulldogs playing the Morehouse Maroon Tigers. The 2024 classic matchup will feature Virginia State University against Benedict College during Labor Day weekend along with other scheduled weekend celebration and events.

In 2021, the City of Canton and Canton City School District entered into a Joint Facility Development and Use Agreement for 25 years giving the Canton City Schools use of Thurman Munson Memorial Stadium (named after local baseball legend Thurman Munson) without paying fees in exchange for them providing significant stadium improvements. Some of the improvements included scoreboards at both fields, new batting cages and installing turf on the infield of the main field. These initial investments were values at over \$600,000. As part of this agreement the City of Canton agreed to spend up to \$3,500,000 of American Rescue Plan Act (ARPA) revenue loss dollars on artificial turf on field # 2, repair and replace field lights, renovating of locker room areas, renovating concession area, repair and place roof and HVAC systems, repairs to the parking lot and various other amenities throughout the stadium. These improvements will allow the Munson Stadium Complex, which can seat 5,700 spectators, to be used for competitive league and tournament play. The stadium will be the home of the Canton City School Bulldogs, the Malone University Pioneers and all local senior baseball leagues amounting to over 1,500 games played over one season

The Stark Area Regional Transit Authority (SARTA), a separate political subdivision, provides daily public transportation in and around the City. The bus service initially was only a citywide service, but became a countywide

system with the passage of a .25 percent county sales tax in 1997. The sales tax, renewed in 2002, 2006, and 2011, serves as the primary revenue source for SARTA. On November 8, 2016, voters approved a 10 year .25 county wide sales tax renewal. In addition to the sales tax, SARTA operations are supported, in part, from payments for contract services, State and Federal operating grants, and rider fares. Last year SARTA provides over 2.6 million rides by 30 fixed routes or demand response services throughout Stark County.

SARTA has replaced much of its bus fleet, purchased buses that run on Compressed Natural Gas (CNG), opened Northern Ohio's first public-private CNG fueling facility, revamped many of its routes, built the Belden Village Transit Center and advanced the Mahoning Road corridor project. They are also deploying 11 fuel cell buses, which will be the largest fleet in the country outside of California. SARTA along with Ohio State University's Center for Automotive Research lunched the Midwest Fuel Cell Center of Excellence and the Renewable Hydrogen and Fuel Cell Collaborative in 2017. The emissions from a hydrogen fuel cells are water. It expects to have 20 buses in its fuel cell fleet. SARTA had implemented a Transit Asset Management Plan (TAMP) and a Transit Development Plan (2020) (TDPs) which looks at the condition of assets to guide the prioritization of funding transit agencies and help improve their efficiency and effectiveness. SARTA has also has been awarded the CALSTART "Blue Sky Award" in 2020 for starting a HFC program and for being a pioneer in using HFC vehicles in public transportation.

Interstate 77 (north-south) and two U.S. highways (U.S. 30 and 62) serve the City. The City is served by four state routes (S.R. 800, 43, 153 and 687).

The Akron-Canton Regional Airport (Airport), a cooperative effort of Stark County and Summit County (in and for which the City does not have any financial interest or legal obligations), has an operational area of 2,700 acres, most of which is located in Summit County, directly north of and adjacent to Stark County, on Interstate 77. The Airport has four airlines offering nonstop service and had 686,661 customers in 2023 a 29% increase from the Airport's 2022 numbers as the world continues to move past the health pandemic which still has a lasting impact on society. However, this increase is still significantly less than its highest numbers of 1.8 million passengers in 2012. In late 2006, the Airport completed its 5-year \$60 million STAR Expansion Project which included extending runways, a new baggage claim area, a new food court, a new security screening area, enlarged gathering space, additional parking, and a terminal gate renovation that will allow the Airport to handle up to 1.6 million passengers annually. In 2007, the Airport invested \$10 million in a new deicing facility. In 2008, the Airport announced its new 10-year \$110 million capital improvement plan called *CAK2018* which is now complete. The plan includes a 600 ft. runway extension and border patrol facility to allow for international flights, expanded aircraft parking, expanded auto parking, a wider entrance road, expanded ticket wing, expanded security screening area, a new aircraft rescue and fire fighting maintenance facility, expand the concourse to allow for three more gates, and partner with the nearby City of Green for a new Industrial Park. The runway extension portion of the project was completed in 2010. The new aircraft rescue, border patrol facility, expanded parking lot, and expanded security-screening area were completed in 2011. In 2012, CAK completed the Firefighting Maintenance Facility (ARFF) and continued to add additional parking. Akron-Canton Airport is excited to embark on the final project of CAK 2018, the gate modernization program. This will include expanding the new concourse at an estimated cost of \$3.65 million, an expanded ticket wing \$2.5 million, and widening of the entrance road \$5.0 million which are in progress. In 2016, the airport unveiled a \$240 million dollar 20-year Master Plan that was approved by the Federal Aviation Administration (FAA) in 2015 which will guide capital investments and improvements at CAK and will include construction projects isolated to the years 2017 through 2020. The Akron-Canton Airport has embarked upon a 5 year strategic plan. The five-year strategic plan (2020-2024) will involve a transparent, inclusive approach to timely execution of objectives and initiatives throughout the organization. This strategy includes an analysis of CAK's competitive situation to others in the industry; a guiding policy for achieving the organization's goals; and specific action plans for implementation of this plan. The strategic plan will cover multiple years and be routinely updated as the industry, economy and environment continue to evolve (more on this Five-Year Strategic Plan can be found on the CAK website).

In April of 2022 the CAK launched a Business Catalyst Program which allows local entrepreneurs to establish a footprint at the airport. This program is aimed at disadvantaged and minority owned business by allowing them to reach thousands of potential customers each week by jump-start business and potentially growing into permanent retailers at the airport. These entrepreneurs are supplied with businesses terminal space at a trial rate. More information on this program can be found at the CAK website under the Newsroom link.

Long-Term Financial Planning

During 2023 the City has experienced an increase in overall revenue, excluding other financing sources, for the general fund of \$10,066,364 from 2022. The City as a whole had an increase in GAAP-basis revenue (total of all program revenues and general revenues from the statement of activities) of \$23,136,651 from 2022 which is a consecutive year of increase after experiencing its first decline in 2020 after nine years of growth. The City's income tax revenue increased by \$2,887,620 and property tax revenue increased by \$195,900. Charges for service (program revenue) decreased by \$1,939,609 while operating grants and contributions (program revenue) and capital grants and contributions (program revenue) decreased \$3,214,103 and increase \$4,263,094 respectively.

After Federal Reserves' interest rate reductions in the fourth quarter of 2007 through 2012 which led to net decreases in general fund interest revenue during that period, general fund interest revenue began to slowly increase over the periods of 2014 and beyond due to a more aggressive investment portfolio and improved interest rates on investments such as moving some funds into the State Treasury Asset Reserve (STAR Ohio) who during those times was offering one of the better rates of return. However, there was a decrease in 2021 by \$397,233 which was due to the market still feeling the hardships of the market lows of the pandemic. As the Federal Reserve began raising the prime interest rate connected to borrowing during 2022 and the city moved invested funds out of STAR Ohio into a more aggressive approach in the market and interest revenue increased in 2022 by \$733,338 and \$2,152,475 in 2023.

The immediate U.S. economic future is predicted to be uncertain as prices rise in all categories of goods and services and inflation sets in. The increase in costs has been driven by shortages of goods and a reduced workforce during a pandemic and now with wars being fought in the countries of Ukraine and Israel-Gaza conflict. The Federal Reserve put forth a number of schedule rate hikes in an effort to slowing the economy and easing the rise if inflation. The effects of those rate increases has proven to benefit the economy by reducing inflation and holding off a possible recession. Canton has continued to leverage off the effects of the discovery of oil/natural gas shelf in the southern parts of the area. This discovery of natural gas is still expected to bode well for the regional economy. The local economy will begin seeing benefits of the construction of the one-million-square-foot Amazon Fulfillment Center in Canton, Ohio which is expected to employ upwards to 1,000 workers when fully operational. A slow opening of the facility is expected in the summer of 2023 as hiring has begun. The City's unemployment rate held steady at the end of 2023 at 3.3%. The increase in income tax rate approved by the voters of the City on May 8, 2018 of a .5% has helped in the efforts to address the needs of the City in the areas of neighborhood development, the city's revitalization growth and in infrastructure upgrades. Also, a portion of the revenue generated from the additional income tax increase has been earmark for police and fire which will allow for an increase in workforce staffing levels in those areas.

Relevant Financial Policies

On May 18, 2022, the City issued \$17,317,500 in Series 2022 Various Purpose Improvement Bonds. The bonds were issued to (1) pay the costs of refunding the City's outstanding Various Purpose Notes Series 2022, (2) pay the costs of improving the City's Service Center, (3) to pay the costs of renovating and refurbishing a City salt dome, and (4) to pay the costs of designing, engineering, constructing, furnishing and equipping a building for sanitation operation of the City's service department. The bonds were split \$7,249,186 (note refunding, salt dome, and service center projects) to governmental activities and \$10,068,314 (sanitation building project) business-type activities. The Series 2022 Various Purpose Bonds matures on December 1, 2037 and carries an interest rate of 3.14%. Principal payments are due December 1 of each year and interest payments are due June 1 and December 1 of each year. Payments are made from the capital projects fund and refuse enterprise fund

During 2023, the City continued to make biweekly sick expense premium deposits into its compensated absences 3claim fund to help offset the cost of current and previous unfunded compensated absences. The City previously changed the premium calculation from 125% of the total cost of the sick leave accrued on biweekly payrolls to 105% for 2010. However, the premium returned to 125% January 1, 2011, remained 125% through 2015. During 2016 the premium was reduced again to 105% and reset to 125% during 2017 and has continued with that rate in 2023.

Major Initiatives

In 2023, the City did not annex any additional acres but continues to explore the possibility of further annexation options.

A Downtown Special Improvement District (District) was formed in the City's central business area in 1997 by petition of a majority of the property owners. In March 1997, Canton City Council approved the petition and the District's articles of incorporation and initial services plan. The District has the authority to assess property owners for the cost of public services and improvements that specifically benefit properties and the District. On March 3, 2016 the District filed an application with Council in accordance with Ohio Revised Code Section 4301.82(B) to have certain property designated as an outdoor refreshment area. On April 25, 2016, Council passed an ordinance establishing and designating the Downtown Canton Designated Outdoor Refreshment Area (DORA) in accordance with Revised Code Section 4301.82 which allows alcoholic beverages to be consumed outdoors within the established boundaries and in an official cup as required by law. Canton was one of the first in the state to pass such a law. In 2023, an additional DORA area has been established in the Hall of Fame Village known as the Hall of Fame Village Community Entertainment District. The city continues to explore additional areas that would benefit having this outdoor alcoholic beverages refreshment status.

In 2017, Council passed an ordinance establishing the boundaries of a proposed Downtown Redevelopment District including an Innovation District which falls within a ten acre area within the City. The goal is to establish an Innovation District that will attract well-paying jobs for young people from multi-state areas by providing and attracting diversified business, concentrating on providing retention an expansion outreach, recruiting technology based companies, providing high speed broadband of 100 gigabits per second within the Innovation District area and incentives to attract research and development based companies to name a few. This plan is being implemented in collaboration with the Canton Regional Chamber of Commerce, existing downtown technology companies, and all institutions that have an impact on Canton's downtown economic development including Stark State College, Stark Development Board, Special Improvement District, other agencies and organizations.

In 2015, with the idea of raising funds by collecting donations from the artistic, charitable, business and other community partners, Canton began planning to develop the downtown green space park known as Market Square which would be used as a venue for small events such as concerts, sporting rallies etc. Further exploration and ideas of these partners evolved into a larger project of Phase I, Phase 2 and even a Phase 3. Phase 1 being the design and construction which includes underground utilities, earthwork, hardscape, landscape, lighting a performance stage with cover and a restroom/storage facility. Phase 2 being reconstruction and streetscaping of 3rd Street NW and Court Avenue NW areas surrounding the plaza and a large LED screen. Phase 3 includes an iconic sculpture and additional modified features including a café. In May 2020, Council approved the renaming of "Market Square" to Centennial Plaza and to begin construction on the Centennial Plaza Project as previously approved by council at an estimated cost of \$13.2 million which will be funded in part with City Funds from Issue 13 revenues, private sector donations and state grants as set out in the plan with the hopes of having things completed in time for the September 2020 Centennial Celebration of the founding of the NFL in Canton. The property will have interactive activities that will be programmed by the Pro Football Hall of Fame with the intention to try to connect the City and the tourist attraction known as Hall Of Fame Village. Centennial Plaza was completed in 2020 and is now a central location in the downtown area for multi-events and celebration moments. In 2022 the City started on construction of a \$1.6 million dollar public restroom structure that would allow guests participating in downtown events in the plaza the opportunity to use an indoor restroom facility. In May of 2023, the restroom construction project for visitors of the plaza was completed and open for the June First Friday event.

In 2022 the City pledged 5.8 million dollars from the American Rescue Plan Act (ARPA) to improve and update its City Parks. Willig Field, which sit in the northeast area of the city, received \$2.3 million in funds to turf the infields of its 4 playing fields. The City also allocated \$3.5 million in ARPA funds to put water spray parks in each quadrant of the City along with additional playground amenities.

In 2022, the City of Canton and Habitat for Humanity signed an agreement that has the City using \$3.5 million dollars in ARPA funds to create 130 housing related projects which include new home construction, home preservation, home repair and demolition and greenspace improvements in high-poverty neighborhoods. These affordable housing opportunities will be in three Southeast Canton Neighborhoods: Lathrop, Belden and Hartford.

In 2004, the City chose to consolidate all of its previous community reinvestment areas into one area known as the Central Neighborhoods Community Reinvestment Area. (CRA) The area covers the City's central downtown business district, significant portions of the City's northeast and southeast quadrants, and portions of the southwest and northwest quadrants closest to the City's downtown. Residential properties in the Central Neighborhoods Community Reinvestment Area can receive 100 percent abatement per year for ten years on the increased value of all qualifying improvements, restoration and construction. Commercial properties in the area can receive 100 percent abatement for the increased value all qualifying improvements, restoration and construction for the first 5 years and a 20 percent reduction per year over the remaining five-year period. The construction must be over \$50,000 for commercial projects and \$5,000 for residential projects to qualify

In 2019, the City of Canton sought to further encourage revitalization of the existing neighborhoods and housing stock while promoting the development of new structures. The City proceeded to expand the CRA program to include the entire City of Canton, thereby providing temporary tax abatement of increased real property taxes on qualifying residential, commercial or industrial real property improvements within the area. This could be residential remodeling/renovations or new residential construction as well as new commercial/industrial construction or expansion projects. The abatement allows owners to pay taxes solely on the pre-improvement assessed value of their residential property for 15 years after improvements are completed. Property owners will not be required to pay property taxes on any increase in value that resulted from renovation or new construction on the property for a period of 15 years. Additionally, The City of Canton's Commercial/Industrial abatements are offered on a per project basis, subject to the approval of the affected School District, to companies that are looking to either construct a new facility or expand a current facility, and require significant investment into real property value. The abatement offered can be up to 100% and up to a 15-year period, with approval of the affected School District. The City of Canton can offer an abatement of up to 75% and up to a 15-year period, without the approval of the affected School District. Beneficially, with the increased potential for tax abatements offered, the City of Canton believes this will lead to positive neighborhood impact with new home construction and renovation increasing the values of surrounding properties and fill in vacant lots, population growth through new housing bringing new families into Canton and grow demand for schools, businesses, and other community services, and this activity will help limit funding cuts to schools and other property tax funded organizations as they will continue to receive all tax revenues they currently receive and are likely to see increases in revenue as overall property values increase.

In 2020, the City of Canton initiated its Energy Special Improvement District (ESID) which allows for the Property Assessed Clean Energy (PACE) financing of commercial or industrial properties. This program allows for the financing of energy efficiency improvements the special assessments against the property. This financing can be used for costs such as roofs, HVAC, solar, LED lighting, and others.

The City of Canton has uniquely positioned itself central to the creation of Tourism Development Districts (TDD). The TDD was first used in 2017 for the Hall of Fame Village TDD, then twice in 2020 with the Downtown Canton TDD and Hall of Fame Fitness TDD, and a fourth time in 2021 for the Centennial Plaza TDD. These districts assess a special tax (2%) on all receipts of wholesale and retail sales of tangible personal property from doing business within the district.

Lastly, the City of Canton has established an area known as a Community Entertainment District (CED). The designation of this area allows for the additional issuance of up to 15 D-5J liquor licenses within the district. The intent of this is to promote the growth of additional food and bar establishments within the City of Canton. Additionally, there is a second CED being established for the Hall of Fame Village.

In 2013, the City established two HUD Neighborhood Revitalization Strategy Areas – the Eastside and Central NRSAs. During 2022, the City expended over \$1,000,000 in Federal Community Development Block Grant (CDBG) Program funds on NRSA activities, including housing rehabilitation, youth enrichment programs, programs to prepare youth for college and give minority youth exposure to career opportunities in college. Thirty two (32) housing projects were completed in both the Eastside and Central target areas. The City requested renewal of its two NRSA areas when it submitted its 2020-2023 Consolidated Plan. The renewal was approved for another five-year period. Since the NRSA was established in 2013, the City has invested over \$7 million in the NRSA areas.

In 2020, Habitat, in partnership with the City, began a renewal project in the Eastside NRSA. The project included acquisition of two (2) homes and rehabilitation of three (3) homes. They also created a green space at Allen Ave SE

& John Ct SE. Habitat also built five (5) new homes in 2022 and provided HUD-Certified Housing Counseling to the homebuyers.

Funding was awarded by the City and through the Community Development Department to convert the former Lehman High School into a 62-unit independent living facility for senior citizens. Lehman was converted to a middle school in 1976 and closed in 2006. The project was completed in June of 2023 and has begun housing tenants.

The year 2023 continued to be a difficult year for many residents of the City due to a continued fall out of the post pandemic world changes, including continued higher prices in many segment of the market. The City of Canton received American Rescue Plan Assistance (ARPA) funds from the federal government in which some of these funds will be used to fund construction projects, provide small business grants, and provide funding to low-to-moderate income neighborhoods and families to help bring about affordable housing programs to those residents as listed in the next couple of paragraphs.

In the past two years, the City of Canton has funded three separate Low-Income Housing Tax Credit (LIHTC) projects within City limits with over \$4 million dollars of HOME and ARPA funds to provide nearly 150+ units of new housing for low-income and senior residents.

The City has funded Canton For All People for the construction and rehabilitation of single-family residential housing in our targeted investment area (Shorb Neighborhood) with \$3 million of ARPA dollars. This investment has resulted in 15 rehabilitated houses and there are 10 new construction homes under construction. The City funded an additional \$1.3 million to Canton For All People for the rehabilitation of a community center which now houses a grocery store in Southeast Canton.

The City Engineering Department oversees all stages of street and sewer improvement projects. During 2023, the City completed: \$2.7 million of road paving, resurfacing and road stabilization projects throughout the City. Some of the larger engineering projects in various stages of planning, development, and construction include: West Tuscarawas Corridor, 11th Street SE Realignment Project, 3th St. Resurfacing, 30th St NW, 36th Street Road and Storm Sewer PH 1 & 2, Colonial Blvd PH 1 & 2, Allen Ave SE Sewer Project and the 2022 & 2023 Paving Programs. Ongoing Bridge projects in 2023 are the 9th Street SW and 15th Street SW Reconstruction projects.

In 2023, there were \$14.03 million of water projects completed. There were numerous projects for water lines in varying stages of planning, development and construction including: 34th St. NW, Harter Heights & State Route 172 Water Main Replacements, Market Ave Water Main Extension, and Fairmount Phase II. The Water department has also started the Sugar Creek Water Treatment Plant, Cromer Reservoir & Back Shop Renovation improvement projects.

In 2023, the City's Water Reclamation Department continued its progress in the \$92.0 million replacement of its Water Reclamation Facilities and membrane. The membrane purchase, installation, and corresponding construction, is estimated to continue in 2023 and nearing completion in 2024. Through December 2023, the City had expended \$88.1 million of the \$92.0 million project.

Debt Administration

At the end of 2023, the gross indebtedness of the City was \$129,432,680. The gross indebtedness of the City was \$113,267,722 at the end of 2022. During 2023, the City continued drawing down for Sugar Creek WTP, and Cromer Reservoir loans totaling \$18,726,387. In 2023, the City received \$4,146,435 for the Allen Ave Sanitary Sewer Replacement. In addition the City received \$0 from the 2010 Water Reclamation Facility (WRF) phosphorus/nitrogen removal project loan, and \$0 from the 2014 WRF phosphorus – MBR equipment loan. These projects will take almost seven years to complete at an estimated cost of over \$92 million. At December 31, 2023, the City had \$102,273,233 in OWDA loans outstanding in the enterprise funds and business-type activities and \$21,737 in OWDA loans outstanding in the governmental activities. During 2023, the City received loan proceeds from the Ohio Public Works Commission (OPWC) to finance various projects. The City received \$1,513,242 in OPWC loan proceeds in the enterprise funds and business-type activities and \$381,478 in OPWC loan proceeds in the governmental activities. At December 31, 2023, the City had \$4,849,004 in OPWC loans outstanding in the enterprise funds and business-type activities and \$3,640,763 in OPWC loans outstanding in the governmental activities. The City had \$201,159 in long-term State Infrastructure Bank (SIB

In 2022, the City issued \$17,317,500 in Series 2022 Various Purpose Improvement Bonds. The bonds were issued to (1) pay the costs of refunding the City's outstanding Various Purpose Notes, (2) pay the costs of improving the City's Service Center, (3) to pay the costs of renovating and refurbishing a City salt dome, and (4) to pay the costs of designing, engineering, constructing, furnishing and equipping a building for sanitation operation of the City's service department. The bonds were split \$7,249,186 (note refunding, salt dome, and service center projects) to governmental activities and \$10,068,314 (sanitation building project) business-type activities. The Series 2022 Various Purpose Bonds matures on December 1, 2037 and carries an interest rate of 3.14%.

In 2018, Moody's Investor Services made no change to its stable outlook for the City. However, in 2012 Moody's Investor Services confirmed the City's rating of A1 and changed its negative outlook to stable. In 2010, Moody's downgraded the City's rating to A1 from Aa3 and gave the City a negative outlook on general obligation bond issue. Fitch Rating Service also downgraded the City from AA- to A+ but said its outlook is stable. Neither Moody's Investor Services nor Fitch Rating Services has rated the City since 2018 as there has been no outstanding bonds since and last rating was A- at that time. The general obligation indebtedness of the City is subject to two statutory debt limitations referred to as the "direct debt limitation" (by Ohio Revised Code Section 133.05). The total principal amount of voted and unvoted nonexempt net indebtedness of the City may not exceed 10.5 percent of its assessed value of real and personal property, and in addition, the net principal amount of unvoted nonexempt debt may not exceed 5.5 percent of the same total assessed value. The City's overall legal debt margin was \$99,016,996 and an unvoted debt margin of \$48,680,294 as of December 31, 2023.

Awards

The Government Finance Officers Association of the United States and Canada (GFOA) awarded a Certificate of Achievement for Excellence in Financial Reporting to the City of Canton for its Annual Comprehensive Financial Report as of December 31, 2022. The Certificate of Achievement is the highest form of recognition for excellence in state and local government.

To be awarded a Certificate of Achievement, a government unit must publish an easily readable and efficiently organized financial report whose contents conform to program standards, as well as satisfy both generally accepted accounting principles and applicable legal requirements.

Acknowledgements

Special recognition for the preparation of this report is made to contributing department heads, Treasurer's staff, my own Auditor's office staff and City Council for their continuing support and commitment to responsible fiscal reporting. Special acknowledgement is given to my administrative staff: Dwayne Knight, Christine Bagley, Heather Locke-Williams, and John Slebodnik for their continued dedication and commitment to sound financial reporting in the preparation of this report.

Sincerely,



Richard A Mallonn II
City Auditor



Government Finance Officers Association

Certificate of
Achievement
for Excellence
in Financial
Reporting

Presented to

**City of Canton
Ohio**

For its Annual Comprehensive
Financial Report
For the Fiscal Year Ended

December 31, 2022

Christopher P. Morill

Executive Director/CEO

**CITY OF CANTON
STARK COUNTY, OHIO**

CITY OFFICIALS
FOR THE YEAR ENDED DECEMBER 31, 2023

Mayor

Thomas M. Bernabei

Council Members

William Sherer II, President

James Babcock
Peter Ferguson
Bill Smuckler
Kevin Hall
Robert Fisher
Jason Scaglione

Gregory Hawk
Louis Giavasis
John Mariol II
Frank Morris
Chris Smith
Brenda Kimbrough

City Auditor

Richard A. Mallonn II

City Treasurer

Kim Perez

Law Director

Jason P. Reese

Director of Income Tax

Cynthia Allensworth

Director of Public Service

John Highman

Director of Public Safety

Andrea Perry

Fire Chief

Kwameshallahu Bennett

Police Chief

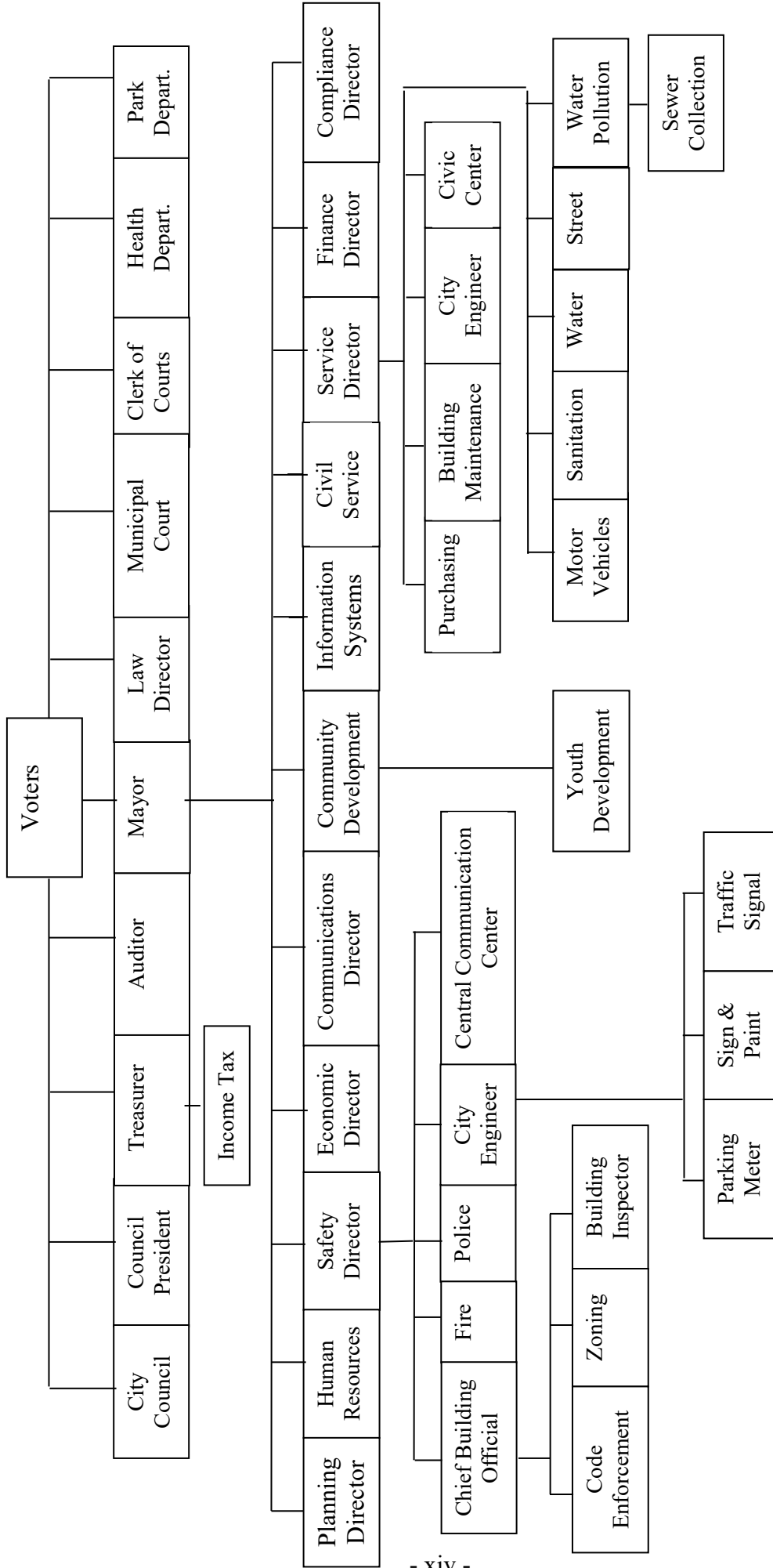
John Gabbard

City Engineer

James Benekos

CITY OF CANTON
STARK COUNTY, OHIO

ORGANIZATIONAL CHART



THIS PAGE IS INTENTIONALLY LEFT BLANK

FINANCIAL
City of Canton, Ohio

CANTON, OHIO



Independent Auditor's Report

City of Canton
Stark County
218 Cleveland Avenue SW
Canton, Ohio 44702

To the Members of Council and Management:

Report on the Audit of the Financial Statements

Opinions

We have audited the accompanying financial statements of the governmental activities, the business-type activities, the discretely presented component units, each major fund, and the aggregate remaining fund information of the City of Canton, Stark County, Ohio, as of and for the year ended December 31, 2023, and the related notes to the financial statements, which collectively comprise the City of Canton's basic financial statements as listed in the table of contents.

In our opinion, the financial statements referred to above present fairly, in all material respects, the respective financial position of the governmental activities, the business-type activities, the discretely presented component units, each major fund, and the aggregate remaining fund information of the City of Canton, as of December 31, 2023, and the respective changes in financial position, and, where applicable, cash flows thereof and the respective budgetary comparison for the General, Community and Economic Development, American Rescue Plan Act, and Comprehensive Plan Implementation funds for the year then ended in accordance with accounting principles generally accepted in the United States of America.

Basis for Opinions

We conducted our audit in accordance with auditing standards generally accepted in the United States of America and the standards applicable to financial audits contained in *Government Auditing Standards*, issued by the Comptroller General of the United States. Our responsibilities under those standards are further described in the "Auditor's Responsibilities for the Audit of the Financial Statements" section of our report. We are required to be independent of the City of Canton and to meet our other ethical responsibilities, in accordance with the relevant ethical requirements relating to our audit. We believe that the audit evidence we have obtained is sufficient and appropriate to provide a basis for our audit opinions.

Responsibilities of Management for the Financial Statements

Management is responsible for the preparation and fair presentation of the financial statements in accordance with accounting principles generally accepted in the United States of America, and for the design, implementation, and maintenance of internal control relevant to the preparation and fair presentation of financial statements that are free from material misstatement, whether due to fraud or error.

In preparing the financial statements, management is required to evaluate whether there are conditions or events, considered in the aggregate, that raise substantial doubt about the City of Canton's ability to continue as a going concern for twelve months beyond the financial statement date, including any currently known information that may raise substantial doubt shortly thereafter.

Auditor's Responsibilities for the Audit of the Financial Statements

Our objectives are to obtain reasonable assurance about whether the financial statements as a whole are free from material misstatement, whether due to fraud or error, and to issue an auditor's report that includes our opinions. Reasonable assurance is a high level of assurance but is not absolute assurance and therefore is not a guarantee that an audit conducted in accordance with generally accepted auditing standards and *Government Auditing Standards* will always detect a material misstatement when it exists. The risk of not detecting a material misstatement resulting from fraud is higher than for one resulting from error, as fraud may involve collusion, forgery, intentional omissions, misrepresentations, or the override of internal control. Misstatements are considered material if there is a substantial likelihood that, individually or in the aggregate, they would influence the judgment made by a reasonable user based on the financial statements.

In performing an audit in accordance with generally accepted auditing standards and *Government Auditing Standards*, we:

- Exercise professional judgment and maintain professional skepticism throughout the audit.
- Identify and assess the risks of material misstatement of the financial statements, whether due to fraud or error, and design and perform audit procedures responsive to those risks. Such procedures include examining, on a test basis, evidence regarding the amounts and disclosures in the financial statements.
- Obtain an understanding of internal control relevant to the audit in order to design audit procedures that are appropriate in the circumstances, but not for the purpose of expressing an opinion on the effectiveness of the City of Canton's internal control. Accordingly, no such opinion is expressed.
- Evaluate the appropriateness of accounting policies used and the reasonableness of significant accounting estimates made by management, as well as evaluate the overall presentation of the financial statements.
- Conclude whether, in our judgment, there are conditions or events, considered in the aggregate, that raise substantial doubt about the City of Canton's ability to continue as a going concern for a reasonable period of time.

We are required to communicate with those charged with governance regarding, among other matters, the planned scope and timing of the audit, significant audit findings, and certain internal control-related matters that we identified during the audit.

Required Supplementary Information

Accounting principles generally accepted in the United States of America require that the *management's discussion and analysis, and schedules of net pension and other post-employment benefit assets and liabilities and pension and other post-employment benefit contributions* listed in the table of contents be presented to supplement the basic financial statements. Such information is the responsibility of management and, although not a part of the basic financial statements, is required by the Governmental Accounting Standards Board who considers it to be an essential part of financial reporting for placing the basic financial statements in an appropriate operational, economic, or historical context. We have applied certain limited procedures to the required supplementary information in accordance with auditing standards generally accepted in the United States of America, which consisted of inquiries of management about the methods of preparing the information and comparing the information for consistency with management's responses to our inquiries, the basic financial statements, and other knowledge we obtained during our audit of the basic financial statements. We do not express an opinion or provide any assurance on the information because the limited procedures do not provide us with sufficient evidence to express an opinion or provide any assurance.

Supplementary Information

Our audit was conducted for the purpose of forming opinions on the financial statements that collectively comprise the City of Canton's basic financial statements. The accompanying combining and individual nonmajor fund financial statements and schedules are presented for purposes of additional analysis and are not a required part of the basic financial statements. Such information is the responsibility of management and was derived from and relates directly to the underlying accounting and other records used to prepare the basic financial statements. The information has been subjected to the auditing procedures applied in the audit of the basic financial statements and certain additional procedures, including comparing and reconciling such information directly to the underlying accounting and other records used to prepare the basic financial statements or to the basic financial statements themselves, and other additional procedures in accordance with auditing standards generally accepted in the United States of America. In our opinion, the combining and individual nonmajor fund financial statements and schedules are fairly stated, in all material respects, in relation to the basic financial statements as a whole.

Other Information

Management is responsible for the other information included in the annual report. The other information comprises the introductory and statistical sections but does not include the basic financial statements and our auditor's report thereon. Our opinions on the basic financial statements do not cover the other information, and we do not express an opinion or any form of assurance thereon.

In connection with our audit of the basic financial statements, our responsibility is to read the other information and consider whether a material inconsistency exists between the other information and the basic financial statements, or the other information otherwise appears to be materially misstated. If, based on the work performed, we conclude that an uncorrected material misstatement of the other information exists, we are required to describe it in our report.

Other Reporting Required by Government Auditing Standards

In accordance with *Government Auditing Standards*, we have also issued our report dated July 23, 2024 on our consideration of the City of Canton's internal control over financial reporting and on our tests of its compliance with certain provisions of laws, regulations, contracts, and grant agreements and other matters. The purpose of that report is solely to describe the scope of our testing of internal control over financial reporting and compliance and the results of that testing, and not to provide an opinion on the effectiveness of the City of Canton's internal control over financial reporting or on compliance. That report is an integral part of an audit performed in accordance with *Government Auditing Standards* in considering the City of Canton's internal control over financial reporting and compliance.



Julian & Grube, Inc.
July 23, 2024

THIS PAGE IS INTENTIONALLY LEFT BLANK

CITY OF CANTON
STARK COUNTY, OHIO
MANAGEMENT'S DISCUSSION AND ANALYSIS
FOR THE YEAR ENDED DECEMBER 31, 2023

The management's discussion and analysis (MD&A) of the City of Canton's (the "City") financial performance provides an overall review of the City's financial activities for the year ended December 31, 2023. The intent of this discussion and analysis is to look at the City's financial performance as a whole; readers should also review the transmittal letter, the basic financial statements and the notes to the basic financial statements to enhance their understanding of the City's financial performance.

FINANCIAL HIGHLIGHTS

- The City's net position increased \$45.1 million as a result of this year's operations. Net position of the business-type activities increased by \$23.3 million from 2022's net position, or 12.57%, and net position of governmental activities increased by \$21.8 million, or 13.52% from 2022's net position.
- General revenues accounted for \$109.7 million, or 72.04%, of total governmental activities revenue. Program specific revenues accounted for \$42.6 million, or 27.96%, of total governmental activities revenue.
- The City had \$130.6 million in expenses related to governmental activities; \$42.6 million of these expenses was offset by program specific charges for services and sales, grants or contributions. The remaining expenses of the governmental activities of \$88.0 million were offset by general revenues (primarily property taxes, income taxes and unrestricted grants and entitlements) of \$109.7 million.
- The City's business-type activities consist of water, sewer, refuse, and building code operations. The City had \$47.2 million in expenses related to business-type activities. All of these expenses were offset by \$60.9 million of program specific charges for services and sales, grants or contributions. Program revenues were sufficient to cover expenses of the business-type activities in 2023. General revenues of the business-type activities were \$9.6 million for 2023. Overall, total revenues of the business-type activities exceeded expenses by \$23.4 million.
- The general fund had revenues and other financing sources of \$82.3 million in 2023. This represents an increase of \$9.9 million from 2022 revenues. The expenditures and other financing uses of the general fund, which totaled \$74.9 million in 2023, decreased \$1.1 million from 2022. The net increase in fund balance for the general fund was \$7.4 million, or 43.36%.
- The City received no rating change in 2023; Moody's maintains a stable outlook on the City's debt.
- The City reported an operating loss of \$0.8 million in its compensated absences claim internal service fund. The total liability for compensated absences increased \$0.8 million from \$7.9 million at December 31, 2022 to \$8.7 million at December 31, 2023. During 2023, the City continued to deposit premiums equal to 125% of earned benefits of employees into the fund. The compensated absences claim internal service fund had a deficit net position of \$8.1 million at December 31, 2023.

USING THIS ANNUAL FINANCIAL REPORT

This annual report consists of a series of financial statements and notes to these statements. These statements are organized so the reader can understand the City as a financial whole, an entire operating entity. The statements then proceed to provide an increasingly detailed look at specific financial activities. This annual financial report consists of a series of financial statements.

The statement of net position and statement of activities provide information about the activities of the City as a whole, presenting both an aggregate view of the City's finances and a longer-term view of those finances. Fund financial statements provide the next level of detail. For governmental funds, these statements tell how services were financed in the short-term as well as what remains for future spending. The fund financial statements also look at the City's most significant funds with all other nonmajor funds presented in total in one column.

CITY OF CANTON
STARK COUNTY, OHIO
MANAGEMENT'S DISCUSSION AND ANALYSIS
FOR THE YEAR ENDED DECEMBER 31, 2023

Reporting the City as a Whole

The Statement of Net Position and the Statement of Activities

While this document contains a large number of funds used by the City to provide programs and activities, the view of the City as a whole looks at all financial transactions and asks the question, "How did the City perform financially during 2023?" The statement of net position and the statement of activities answer this question. These statements include all assets and deferred outflows of resources and liabilities and deferred inflows of resources using the accrual basis of accounting similar to the accounting used by most private-sector companies. The accrual basis of accounting will take into account all of the current year's revenues and expenses regardless of when cash is received or paid.

These two statements report the City's net position and changes in this position. This change in net position is important because it tells the reader that, for the City as a whole, the financial position of the City has improved or diminished. The causes of this change may be the result of many factors, some financial, some not. Non-financial factors include the City's property tax base, current property tax laws in Ohio restricting revenue growth, facility conditions, required community programs and other factors.

In the statement of net position and the statement of activities, the City is divided into two distinct kinds of activities:

Governmental Activities: Most of the City's basic services are reported here, including the police, fire, street and highway maintenance, capital improvement, vehicle acquisition, parks and recreation, and general administrative. Income taxes, property taxes, undivided local government, ambulance user fees and state and federal grants finance most of these activities.

Business-Type Activities: The City charges a fee to customers to help cover all or most of the cost of certain services it provides. The City's water, sewer, refuse and building code operations are reported here.

Reporting the City's Most Significant Funds

Fund Financial Statements

A fund is a grouping of related accounts that is used to maintain control over resources that have been segregated for specific activities or objectives. The City, like other state and local governments, uses fund accounting to ensure and demonstrate compliance with finance-related legal requirements. All of the funds of the City can be divided into three categories: governmental funds, proprietary funds, and fiduciary funds.

Fund financial reports provide detailed information about the City's major funds. The City uses many funds to account for a multitude of financial transactions. However, these fund financial statements focus on the City's most significant funds. Some funds are required to be established by State law. However, City Council establishes many other funds to help it control and manage money for particular purposes (Ex. parking deck fund) or to show that it is meeting legal responsibilities for using certain taxes, grants, and other money (Ex. grants received from the U.S. Department of Housing and Urban Development).

Governmental funds

Governmental funds are used to account for essentially the same functions reported as governmental activities in the government-wide financial statements. However, unlike the government-wide financial statements, governmental fund financial statements focus on near-term inflows and outflows of spendable resources, as well as on balances of spendable resources available at the end of the fiscal year. Governmental funds are reported using an accounting method called *modified accrual* accounting, which measures cash and all other financial assets that can readily be converted to cash. Such information may be useful in evaluating a government's near-term financing requirements.

CITY OF CANTON
STARK COUNTY, OHIO
MANAGEMENT'S DISCUSSION AND ANALYSIS
FOR THE YEAR ENDED DECEMBER 31, 2023

Because the focus of the governmental funds is narrower than that of the government-wide financial statements, it is useful to compare the information presented for governmental funds with similar information presented for governmental activities in the government-wide financial statements. By doing so, the readers may better understand the long-term impact of the government's near-term financing decisions. Both the governmental fund balance sheet and the governmental fund statement of revenues, expenditures, and changes in fund balances provide a reconciliation to facilitate this comparison between governmental funds and governmental activities.

The City maintains a multitude of individual governmental funds. The City has segregated these funds into major funds and nonmajor funds. The City's major governmental funds are the general fund, the community and economic development fund, the American rescue plan act, the comprehensive plan implementation, the capital projects fund, and the motor vehicles purchase fund. Information for major funds is presented separately in the governmental fund balance sheet and in the governmental statement of revenues, expenditures, and changes in fund balances. Data from the other governmental funds are combined into a single, aggregated presentation.

Proprietary funds

When the City charges customers for the full cost of the services it provides whether to outside customers or to other units of the City, these services are reported in proprietary funds. Proprietary funds are reported in the same way that all activities are reported in the statement of net position and the statement of activities. In fact, the City's enterprise funds (a component of business type funds) are the same as the business-type activities we report in the government-wide statements but provide more detail and additional information, such as a statement of cash flows. We use internal service funds, health insurance, worker's compensation insurance, and compensated absences claim funds, (the other component of proprietary funds) to report activities that provide a service to the City's other programs and activities.

Fiduciary Funds

Fiduciary funds are used to account for resources held for the benefit of parties outside the City. Fiduciary funds are not reflected in the government-wide financial statement because the resources of those funds are not available to support the City's own programs. The accounting used for fiduciary funds is much like that used for proprietary funds. Private-purpose trust and custodial funds are the City's fiduciary fund types.

Required Supplementary Information (RSI)

The RSI contains information regarding the City's proportionate share of the Ohio Public Employees Retirement System's (OPERS) and Ohio Police and Fire Retirement System (OP&F) net pension liability, net pension asset, net OPEB liability, net OPEB asset, and the City's schedule of contributions to OPERS and OP&F.

Notes to the Basic Financial Statements

The notes provide additional information that is essential to a full understanding of the data provided in the government-wide and fund financial statements.

CITY OF CANTON
STARK COUNTY, OHIO
MANAGEMENT'S DISCUSSION AND ANALYSIS
FOR THE YEAR ENDED DECEMBER 31, 2023

Government-Wide Financial Analysis

The table below (Table 1) provides a summary of the City's net position at December 31, 2023 and 2022. Certain amounts at December 31, 2022 have been restated as described in Note 3.A.

Table 1
Net Position
(In Millions)

	Governmental Activities		Business-Type Activities		Total	
		Restated		Restated		Restated
	2023	2022	2023	2022	2023	2022
<u>Assets</u>						
Current and other assets	\$ 154.5	\$ 159.2	\$ 84.0	\$ 75.5	\$ 238.5	\$ 234.7
Capital assets, net	204.0	188.7	266.2	232.8	470.2	421.5
Total assets	<u>358.5</u>	<u>347.9</u>	<u>350.2</u>	<u>308.3</u>	<u>708.7</u>	<u>656.2</u>
Deferred outflows of resources	<u>48.8</u>	<u>29.5</u>	<u>11.7</u>	<u>4.2</u>	<u>60.5</u>	<u>33.7</u>
<u>Liabilities</u>						
Current and other liabilities	\$ 60.2	\$ 73.1	\$ 17.7	\$ 15.0	\$ 77.9	\$ 88.1
Long-term liabilities:						
Due in more than one year	16.6	17.2	109.7	91.3	126.3	108.5
Net pension liability	119.3	67.9	23.8	7.6	143.1	75.5
Net OPEB liability	7.0	9.9	0.5	-	7.5	9.9
Total liabilities	<u>203.1</u>	<u>168.1</u>	<u>151.7</u>	<u>113.9</u>	<u>354.8</u>	<u>282.0</u>
Deferred inflows of resources	<u>21.6</u>	<u>48.4</u>	<u>1.2</u>	<u>12.9</u>	<u>22.8</u>	<u>61.3</u>
<u>Net position</u>						
Net investment in capital assets	192.1	178.5	155.8	142.0	347.9	320.5
Restricted	38.2	34.5	0.3	-	38.5	34.5
Unrestricted	(47.7)	(52.1)	52.9	43.7	5.2	(8.4)
Total net position	<u>\$ 182.6</u>	<u>\$ 160.9</u>	<u>\$ 209.0</u>	<u>\$ 185.7</u>	<u>\$ 391.6</u>	<u>\$ 346.6</u>

The City applies Governmental Accounting Standards Board (GASB) Statement 68, "Accounting and Financial Reporting for Pensions—an Amendment of GASB Statement 27" and GASB Statement 71, "Pension Transition for Contributions Made Subsequent to the Measurement Date - An Amendment of GASB Statement No. 68" which significantly revised accounting for pension costs and liabilities. For reasons discussed below, many end users of this financial statement will gain a clearer understanding of the City's actual financial condition by adding deferred inflows related to pension and the net pension liability/asset to the reported net position and subtracting deferred outflows related to pension.

The net pension liability/asset is reported pursuant to Governmental Accounting Standards Board (GASB) Statement 68, "Accounting and Financial Reporting for Pensions—an Amendment of GASB Statement 27." The net other postemployment benefits (OPEB) liability/asset is reported pursuant to GASB Statement 75, "Accounting and Financial Reporting for Postemployment Benefits Other Than Pensions." For reasons discussed below, many end users of this financial statement will gain a clearer understanding of the City's actual financial condition by adding deferred inflows related to pension and OPEB, the net pension liability, and the net OPEB liability to the reported net position and subtracting deferred outflows related to pension and OPEB, the net pension asset, and the net OPEB asset.

CITY OF CANTON
STARK COUNTY, OHIO
MANAGEMENT'S DISCUSSION AND ANALYSIS
FOR THE YEAR ENDED DECEMBER 31, 2023

Governmental Accounting Standards Board standards are national and apply to all government financial reports prepared in accordance with generally accepted accounting principles. Prior accounting for pensions (GASB 27) and postemployment benefits (GASB 45) focused on a funding approach. This approach limited pension and OPEB costs to contributions annually required by law, which may or may not be sufficient to fully fund each plan's net pension liability/asset or net OPEB liability. GASB 68 and GASB 75 take an earnings approach to pension and OPEB accounting; however, the nature of Ohio's statewide pension/OPEB plans and state law governing those systems requires additional explanation in order to properly understand the information presented in these statements.

GASB 68 and GASB 75 require the net pension liability/asset and the net OPEB liability/asset to equal the City's proportionate share of each plan's collective:

1. Present value of estimated future pension/OPEB benefits attributable to active and inactive employees' past service.
2. Minus plan assets available to pay these benefits.

GASB notes that pension and OPEB obligations, whether funded or unfunded, are part of the "employment exchange" – that is, the employee is trading his or her labor in exchange for wages, benefits, and the promise of a future pension and other postemployment benefits. GASB noted that the unfunded portion of this promise is a present obligation of the government, part of a bargained-for benefit to the employee, and should accordingly be reported by the government as a liability since they received the benefit of the exchange. However, the City is not responsible for certain key factors affecting the balance of these liabilities. In Ohio, the employee shares the obligation of funding pension benefits with the employer. Both employer and employee contribution rates are capped by State statute. A change in these caps requires action of both Houses of the General Assembly and approval of the Governor. Benefit provisions are also determined by State statute. The Ohio Revised Code permits, but does not require, the retirement systems to provide healthcare to eligible benefit recipients. The retirement systems may allocate a portion of the employer contributions to provide for these OPEB benefits.

The employee enters the employment exchange with the knowledge that the employer's promise is limited not by contract but by law. The employer enters the exchange also knowing that there is a specific, legal limit to its contribution to the retirement system. In Ohio, there is no legal means to enforce the unfunded liability of the pension/OPEB plan *as against the public employer*. State law operates to mitigate/lessen the moral obligation of the public employer to the employee, because all parties enter the employment exchange with notice as to the law. The retirement system is responsible for the administration of the pension and OPEB plans.

Most long-term liabilities have set repayment schedules or, in the case of compensated absences (i.e. sick and vacation leave), are satisfied through paid time-off or termination payments. There is no repayment schedule for the net pension liability or the net OPEB liability. As explained above, changes in benefits, contribution rates, and return on investments affect the balance of these liabilities but are outside the control of the local government. In the event that contributions, investment returns, and other changes are insufficient to keep up with required payments, State statute does not assign/identify the responsible party for the unfunded portion. Due to the unique nature of how the net pension liability and the net OPEB liability are satisfied, these liabilities are separately identified within the long-term liability section of the statement of net position.

In accordance with GASB 68 and GASB 75, the City's statements prepared on an accrual basis of accounting include an annual pension expense and an annual OPEB expense for their proportionate share of each plan's *change* in net pension liability/asset and net OPEB liability, respectively, not accounted for as deferred inflows/outflows.

Over time, net position can serve as a useful indicator of a government's financial position. At December 31, 2023, the City's assets and deferred outflows of resources exceeded liabilities and deferred inflows of resources by \$391.6 million. At year-end, net position was \$182.6 million and \$209.0 million for the governmental activities and the business-type activities, respectively.

CITY OF CANTON
STARK COUNTY, OHIO
MANAGEMENT'S DISCUSSION AND ANALYSIS
FOR THE YEAR ENDED DECEMBER 31, 2023

Capital assets reported on the government-wide statements represent the largest portion of the City's net position. At year-end, capital assets, net represented 66.35% of total assets. Capital assets include land, construction in progress, buildings and structures, vehicles, equipment, intangible right to use assets, and infrastructure. The net investment in capital assets at December 31, 2023, was \$192.1 million and \$155.8 million in the governmental activities and business-type activities, respectively. These capital assets are used to provide services to citizens and are not available for future spending. Although the City's investment in capital assets is reported net of related debt, it should be noted that the resources to repay the debt must be provided from other sources, since capital assets are not used to liquidate these liabilities.

Long-term liabilities increased due to the City borrowing for its debt obligations. The City reports a liability for its share of the net pension liability and net OPEB liability which are outside of the control of the City. The City contributes its statutorily required contributions to the pension systems; however, it's the pension systems that collect, hold and distribute pensions and OPEB to City employees, not the City. The pension and OPEB liabilities will fluctuate annually due to a number of factors including investment returns, actuarial assumptions used, and the City's proportionate share of net pension and net OPEB costs. As a result, many end users of this financial statement will gain a clearer understanding of the City's actual financial condition by adding deferred inflows related to pension and OPEB, the net pension liability and the net OPEB liability to the reported net position and subtracting deferred outflows related to pension and OPEB and the net pension asset. Had the City not applied the requirements of GASB 68 and GASB 75, the total net position for the governmental activities and business-type activities would have been as follows for 2023 and 2022 (in millions):

	Governmental Activities <u>2023</u>	Governmental Activities <u>2022</u>	Business-Type Activities <u>2023</u>	Business-Type Activities <u>2022</u>
Total net position (with GASB 68/GASB 75)	182.6	160.9	209.0	185.7
GASB 68 calculations:				
Add: Deferred inflows related to pension	7.0	33.3	0.8	9.6
Add: Net pension liability	119.3	67.9	23.8	7.6
Less: Net pension asset	(0.4)	(0.6)	(0.3)	(0.4)
Less: Deferred outflows related to pension	(42.1)	(23.7)	(10.1)	(4.1)
GASB 75 calculations:				
Add: Deferred inflows related to OPEB	7.2	8.1	0.2	3.0
Add: Net OPEB liability	7.0	9.9	0.5	-
Less: Net OPEB asset	-	(4.1)	-	(2.7)
Less: Deferred outflows related to OPEB	(6.7)	(5.8)	(1.6)	(0.1)
Total net position (without GASB 68/GASB 75)	<u>273.9</u>	<u>245.9</u>	<u>222.3</u>	<u>198.6</u>

As of December 31, 2023, the City is not able to report positive balances in all three categories of net position for its governmental activities. A portion of the City's net position, \$38.5 million represents resources that are subject to external restriction on how they may be used. The remaining balance of unrestricted net position is \$5.2 million (a deficit of \$47.7 million in governmental activities and \$52.9 million in business-type activities). Unrestricted net position may be used to meet the government's ongoing obligations to citizens and creditors without constraints established by debt covenants, enabling legislation, or other legal requirements.

CITY OF CANTON
STARK COUNTY, OHIO
MANAGEMENT'S DISCUSSION AND ANALYSIS
FOR THE YEAR ENDED DECEMBER 31, 2023

The table below (Table 2) shows the changes in net position for fiscal year 2023 and 2022.

Table 2
Change in Net Position
(In Millions)

	Governmental Activities		Business-Type Activities		Total	
	2023	2022	2023	2022	2023	2022
<u>Revenues</u>						
Program revenues:						
Charges for services and sales	\$ 13.4	\$ 14.2	\$ 56.1	\$ 57.3	\$ 69.5	\$ 71.5
Operating grants and contributions	22.8	26.0	-	-	22.8	26.0
Capital grants and contributions	6.4	2.0	4.8	5.0	11.2	7.0
Total program revenues	<u>42.6</u>	<u>42.2</u>	<u>60.9</u>	<u>62.3</u>	<u>103.5</u>	<u>104.5</u>
General revenues:						
City income taxes	76.5	73.5	-	-	76.5	73.5
Property taxes	6.3	6.5	-	-	6.3	6.5
Intergovernmental (grants and entitlements)	7.5	7.7	-	-	7.5	7.7
PILOTS	1.7	1.6	-	-	1.7	1.6
Other local taxes	1.6	1.0	-	-	1.6	1.0
Interest and investment earnings	6.0	(2.8)	0.5	0.1	6.5	(2.7)
Other	10.1	7.3	9.1	0.3	19.2	7.6
Total general revenues	<u>109.7</u>	<u>94.8</u>	<u>9.6</u>	<u>0.4</u>	<u>119.3</u>	<u>95.2</u>
Total revenues	<u>152.3</u>	<u>137.0</u>	<u>70.5</u>	<u>62.7</u>	<u>222.8</u>	<u>199.7</u>
<u>Expenses</u>						
Program expenses:						
General government	41.0	40.7	-	-	41.0	40.7
Security of persons and property	56.0	44.6	-	-	56.0	44.6
Transportation	13.1	13.6	-	-	13.1	13.6
Community environment	7.5	9.8	-	-	7.5	9.8
Leisure time activities	12.6	9.5	-	-	12.6	9.5
Interest and fiscal charges	0.4	0.2	-	-	0.4	0.2
Water	-	-	18.3	16.9	18.3	16.9
Sewer	-	-	17.7	16.0	17.7	16.0
Refuse	-	-	8.1	6.7	8.1	6.7
Building	-	-	3.1	2.9	3.1	2.9
Total program expenses	<u>130.6</u>	<u>118.4</u>	<u>47.2</u>	<u>42.5</u>	<u>177.8</u>	<u>160.9</u>
Change in net position	21.7	18.6	23.3	20.2	45.0	38.8
Net position at beginning of year	160.9	142.3	185.7	165.5	346.6	307.8
Net position at end of year	<u>\$ 182.6</u>	<u>\$ 160.9</u>	<u>\$ 209.0</u>	<u>\$ 185.7</u>	<u>\$ 391.6</u>	<u>\$ 346.6</u>

Governmental Activities

The 2.5% income tax is the largest revenue source for the City. Designated by ordinance, the capital projects fund receives 18% of net income tax received. In addition, the motor vehicle purchase fund receives 4%, the neighborhood fund receives 2% and the comprehensive fund receives 12% of net income tax received. The remaining 64% is allocated to the general fund and is used for such things as police and fire protection, street maintenance, and other purposes determined by council.

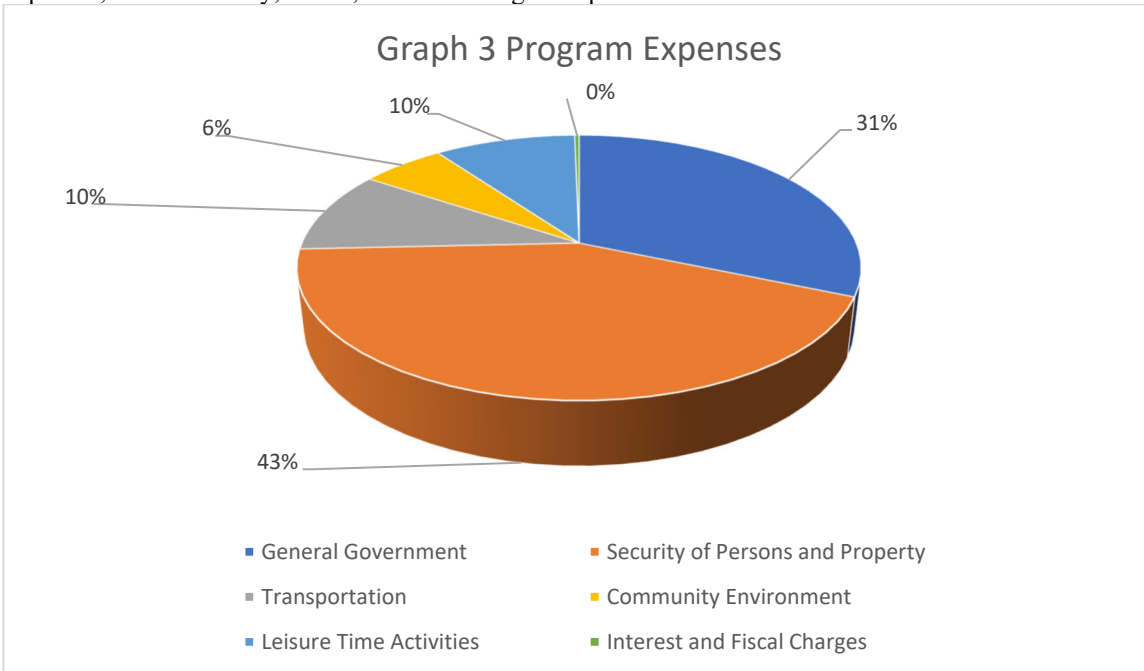
**CITY OF CANTON
STARK COUNTY, OHIO
MANAGEMENT’S DISCUSSION AND ANALYSIS
FOR THE YEAR ENDED DECEMBER 31, 2023**

When looking at sources of income to support governmental activities, it should be noted that charges for services are only 8.81% of governmental activities revenue. Revenues provided by sources other than city residents in the form of operating grants and contributions, capital grants and contributions and grants and entitlements not restricted to specific programs comprise another 24.04%. The remaining revenues are primarily generated locally through property taxes (4.17%) and income taxes (50.17%).

Overall, governmental activities revenues increased \$15.3 million primarily due to the City receiving more interest on the City’s investments due to increased interest rates for the year and an increase in the fair value of the investments. Income taxes increased as the economy continued to see more people return to work generating more income tax revenue for the City. Operating grants and contributions decreased due to the City receiving less grant money from the State and Federal government.

Overall, expenses of the governmental activities increased \$12.2 million. This increase is primarily the result of an increase in pension expense. Pension expense increased \$13.3 million. This increase was the result of an increase in expenses incurred at the pension system level for Ohio Public Employees Retirement System (OPERS) and the Ohio Police and Fire (OP&F) Pension Fund due to a decrease in net investment income on investments compared to previous years.

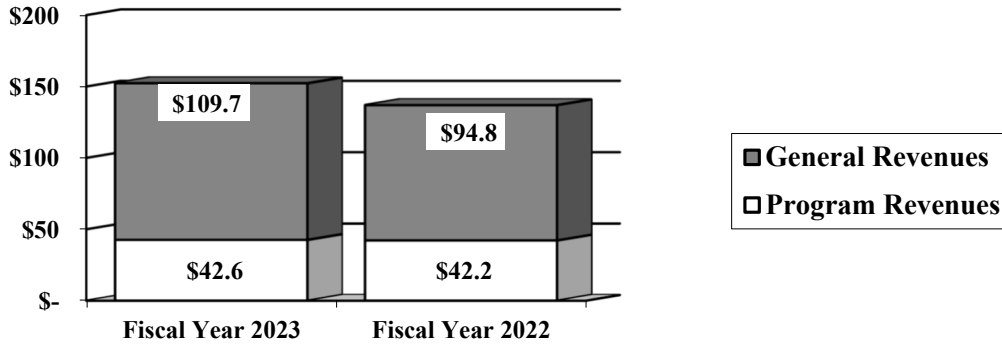
Graph 3 represents the cost of each of the City’s governmental programs: security of persons and property, general government, transportation, public health, leisure time activities, community environment, and interest and fiscal charges. The net cost shows the financial burden that was placed on the City’s taxpayers by each of these functions. The decrease in the net cost demonstrates the greater ability to recover the cost of the program under the current revenue policies. As indicated by governmental program expenses, citizen’s safety, health, and well-being is emphasized.



**CITY OF CANTON
STARK COUNTY, OHIO
MANAGEMENT'S DISCUSSION AND ANALYSIS
FOR THE YEAR ENDED DECEMBER 31, 2023**

The graph below compares the City's general revenues (which includes property taxes, income taxes and unrestricted grants and entitlements) and program revenues for fiscal year 2023 and 2022.

**Graph 4
Governmental Activities – General and Program Revenues (In Millions)**



The statement of activities shows the cost of program services and the charges for services and grants offsetting those services. The following table shows, for governmental activities, the total cost of services and the net cost of services. That is, it identifies the cost of these services supported by tax revenue and unrestricted State grants and entitlements.

**Table 5
Governmental Activities (In Millions)**

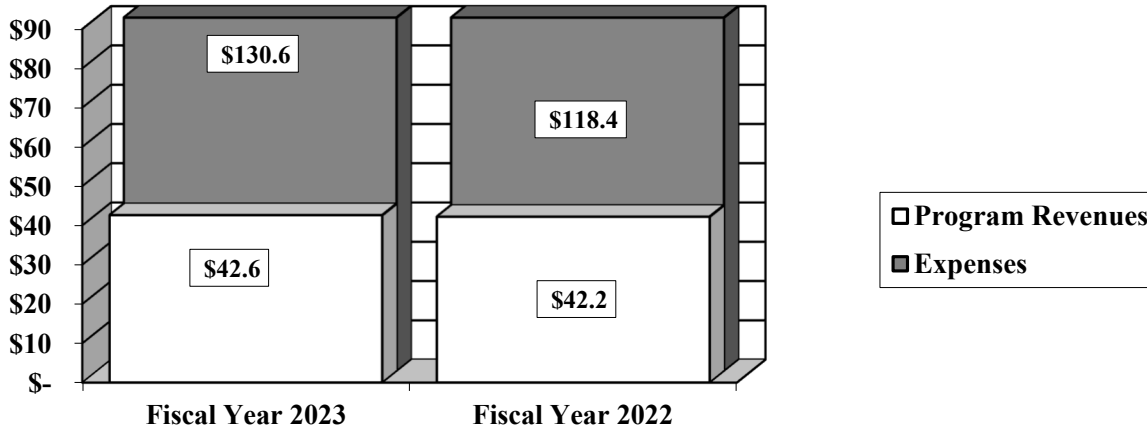
	Total Cost of Services 2023	Net Cost of Services 2023	Total Cost of Services 2022	Net Cost of Services 2022
Program expenses:				
General government	\$ 41.0	\$ 24.0	\$ 40.7	\$ 21.5
Security of persons and property	56.0	46.4	44.6	37.2
Transportation	13.1	2.9	13.6	8.0
Community environment	7.5	6.5	9.8	3.5
Leisure time activities	12.6	7.8	9.5	5.9
Interest and fiscal charges	0.4	0.4	0.2	0.2
Total	\$ 130.6	\$ 88.0	\$ 118.4	\$ 76.3

The dependence upon general revenues for governmental activities is apparent, with 67.38% of expenses supported through taxes and other general revenues.

**CITY OF CANTON
STARK COUNTY, OHIO
MANAGEMENT'S DISCUSSION AND ANALYSIS
FOR THE YEAR ENDED DECEMBER 31, 2023**

The graph below compares the City's governmental activities program revenues and total governmental activities expenses for fiscal year 2023 and 2022.

**Graph 6
Governmental Activities – Program Revenues vs. Total Expenses (In Millions)**

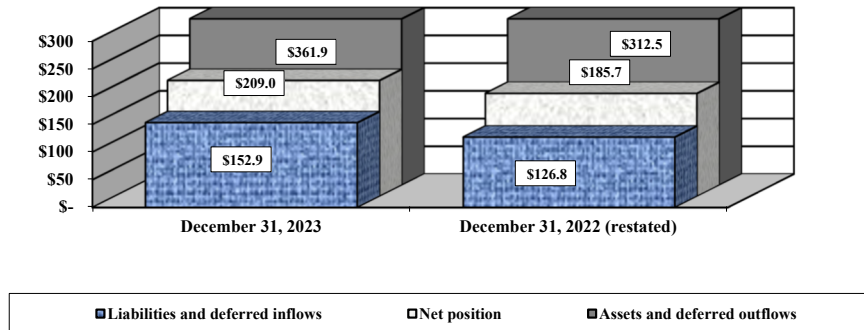


Business-Type Activities

The net position of the business-type activities include the water, sewer, refuse and building code enterprise funds. For a description of these funds, see the accompanying notes to the basic financial statements. These programs had program revenues of \$60.9 million and general revenues of \$9.6 million which were sufficient to support the total expenses of \$47.2 million. Total revenues exceeded total expenses by \$23.3 million in 2023. The graph below shows the business-type activities assets, liabilities and deferred inflows and net position at year-end.

Net Position in Business - Type Activities

**Graph 7
Net Position of Business - Type Activities (In Millions)**



The basic financial statements for the major funds are included in this report. Because the focus on business-type activities is a cost of service measurement or capital maintenance, we have included an assessment of the capital asset balances for the business-type activities in Graph 10.

**CITY OF CANTON
STARK COUNTY, OHIO
MANAGEMENT'S DISCUSSION AND ANALYSIS
FOR THE YEAR ENDED DECEMBER 31, 2023**

Financial Analysis of the Government's Funds

As noted earlier, the City uses fund accounting to ensure and demonstrate compliance with finance-related legal requirements.

Governmental Funds

The focus of the City's governmental funds is to provide information on near-term inflows, outflows, and balances of spendable resources. Such information is useful in assessing the City's financing requirements. Unassigned fund balance may serve as a useful measure of the City's net resources available for spending at year-end. The City's governmental funds reported a combined fund balance of \$71.1 million which is \$11.7 million higher than last year's total of \$59.4 million. The schedule below indicates the fund balances as of December 31, 2023 and 2022 for the governmental funds.

**Table 8
Fund Balances (In Millions)**

	12/31/23	12/31/22	Change
Major funds:			
General	\$ 24.4	\$ 17.0	\$ 7.4
Community and economic development	2.6	2.5	0.1
Comprehensive Plan Implementation	17.6	11.9	5.7
Capital projects	10.6	9.6	1.0
Motor vehicle purchase	1.4	0.9	0.5
Nonmajor governmental funds	14.5	17.5	(3.0)
Total	<u>\$ 71.1</u>	<u>\$ 59.4</u>	<u>\$ 11.7</u>

General Fund

Fund balance of the general fund increased \$7.4 million from 2022 primarily due to increased interest rates on the City's investments, leading to an increase in interest revenue and an increase of the fair value of the investments. Income tax revenues increased due to more people returning to work and the office resulting in more tax revenue for the City. General government expenditures due to a decrease in the cost of the City's general day-to-day operations. Expenditures of the general fund decreased \$0.6 million from 2022.

Community and Economic Development Fund

Fund balance of the community and economic development fund increased \$0.1 million from the prior year. Revenues and other financing sources decreased \$1.3 million from \$5.4 million in 2022 to \$4.1 million in 2023 primarily due to a decrease in interest allocated to the fund. Expenditures decreased \$0.7 million from \$4.7 million in 2022 to \$4.0 million in 2023 due to decreased community environment projects. The community and economic development fund had \$0.4 million in economic development loans receivable at December 31, 2023.

American Rescue Plan Act Fund

The American Rescue Plan Act (ARPA) fund recognized \$12.2 million in ARPA grant money from the federal government. Expenditures were \$12.3 million in 2023 as the City continued spending ARPA money. The remaining balance of grant money of \$36.2 million is reported as unearned revenue and will be recognized as expenditures are incurred.

Comprehensive Plan Implementation Fund

The comprehensive plan implementation fund received \$10.6 million in revenues and other financing sources, mostly municipal income tax money. The comprehensive plan implementation fund reported \$4.9 million in expenditures in 2023. The remaining balance of in the comprehensive plan implementation fund is \$17.6 million.

CITY OF CANTON
STARK COUNTY, OHIO
MANAGEMENT'S DISCUSSION AND ANALYSIS
FOR THE YEAR ENDED DECEMBER 31, 2023

Capital Projects Fund

Fund balance of the capital projects fund increased \$1.0 million from \$9.6 million at December 31, 2022 to \$10.6 million at December 31, 2023. Revenues were \$13.0 million in 2023. Expenditures were \$12.0 million in 2023. Capital outlay expenditures were \$10.6 million as the City continued with projects that began in 2022.

Motor Vehicle Purchase Fund

Fund balance of the motor vehicle purchase fund increased \$0.5 million. Revenues were \$3.0 million in 2023. Expenditures were \$2.5 million in 2023 due to capital purchases of the City.

Nonmajor Governmental Funds

Fund balance of the nonmajor governmental funds decreased \$3.0 million from \$17.6 million at December 31, 2022 to \$14.6 million at December 31, 2023. Revenues and other financing sources were \$24.3 million in 2023. Expenditures were \$27.3 million in 2023. Transportation expenditures are due to the City resurfacing more roads and doing routine maintenance on infrastructure. Capital outlay increased due to the City starting new infrastructure projects.

General Fund Budgeting Highlights

The budgetary process is prescribed by provisions of the Ohio Revised Code and entails the preparation of budgetary documents within an established timetable. The major documents prepared are the Alternative Tax Budget, the Certificate of Estimated Resources and the Appropriation Ordinance: all are prepared on the budgetary basis of accounting. The Certificate of Estimated Resources and the Appropriations Ordinance are subject to amendment throughout the year with the legal restriction that appropriations cannot exceed estimated resources, as certified. All funds, other than custodial funds, are legally required to be budgeted and appropriated. The legal level of budgetary control is at the account level split between salary and non-salary line items. Any budgetary modifications above account level may only be made by resolution of City Council.

The City's fully automated financial system also maintains budgetary control through its requisition/purchase order/encumbrance feature. Department requisitions, which if processed, would result in an overrun of budget are placed into suspense and can only be authorized when additional appropriations are made available through Council ordinance or departmental transfer. The security of the financial system prohibits commitments in excess of appropriations. Requisitions not completed are removed at the close of each month. Requisitions meeting the required criteria are processed by the City Auditor resulting in the required purchase order. The purchase order provides for the reserved encumbrance against the current budget.

The City Auditor continually monitors the encumbrances and expenditures against the budgeted appropriations and against the County Auditor's Certificate of Estimated Resources. Using the budget prepared by the City the preceding July and including the carry over balances less carry over encumbrances at year-end, the County Auditor arrives at and issues the Certificate of Estimated Resources for the City. Ohio Law prohibits total fund appropriations from exceeding the amounts by fund on the County Auditor's certificate.

The City's general fund had original estimated revenues and other financing sources and final estimated revenues and other financing sources of \$76.6 million and \$76.7 million, respectively. The actual revenue and other financing sources were more than final budgeted revenue and other financing sources by \$0.2 million.

The general fund variance from original budgeted expenditures and other financing uses to final budgeted expenditures and other financing uses was an increase of \$5.1 million. The primary areas of increase were \$3.3 million in security of persons and property. The final budgeted expenditures and other financing uses of \$79.3 million exceeded actual expenditures and other financing uses of \$74.7 million by \$4.6 million. The actual expenditures and other financing uses of \$74.7 million were approximately \$0.5 million higher than the original budgeted expenditures and other financing uses.

CITY OF CANTON
STARK COUNTY, OHIO
MANAGEMENT'S DISCUSSION AND ANALYSIS
FOR THE YEAR ENDED DECEMBER 31, 2023

Financial Analysis of the Proprietary Funds

Proprietary Funds

The City's proprietary funds provide the same type of information found in the government-wide financial statements for business-type activities, except in more detail. The only difference between the amounts reported as business-type activities and the amounts reported in the proprietary fund statements are interfund eliminations between proprietary funds and internal balances due to governmental activities for internal service activities. The only interfund activity reported in the government wide statements are those between business-type activities and governmental activities (reported as internal balances and transfers) whereas interfund amounts between various enterprise funds are reported in the proprietary fund statements.

The water operating fund, the sewer operating fund, and the refuse operating fund had net position increases of \$8.9 million, \$13.0 million, and \$1.5 million, respectively. The building code fund (a nonmajor enterprise fund) had a decrease in net position of \$0.5 million. The water operating fund experienced an increase in operating revenue of 6.42% and the sewer operating fund experienced an increase in operating revenue of 27.17%, respectively from the prior year. The water operating fund had an increase in operating expenses of 13.21% from the prior year while the sewer operating fund had an increase in operating expenses of 19.12% from the prior year. The Refuse Fund's operating revenue increased 8.24% from 2022 while operating expenses increased 27.42% from 2022. These two factors caused the refuse operating fund to report an increase in net position of \$1.5 million in 2023 as compared to an increase in net position of \$2.1 million in 2022. The building code fund's (nonmajor enterprise fund) operating revenues increased 8.33% from the prior year while operating expenses increased 10.71% from the prior year. These factors caused a decrease in net position of \$0.5 million in 2023 as compared to a decrease in net position of \$0.4 million in 2022.

CAPITAL ASSET AND DEBT ADMINISTRATION

Capital Assets

At the end of 2023, the City had \$470.3 million invested in a variety of capital assets, including police and fire equipment, land, buildings, park facilities, roads, bridges, intangible right to use assets, and water and sewer lines (see following graphs). This amount represents a net increase from prior year.

Major additions for the governmental activities include both projects completed in 2023 and removed from construction in progress as well as projects that remain construction in progress at December 31, 2023. These projects include ongoing major road and storm sewer projects, park equipment additions and renovations, and a major street lighting upgrade.

Additions to Business-Type Activities included additional water and sewer line construction, the continuation of a major renovation project at the City's Water Reclamation Plant, and ongoing restoration work at two of the City's water plants.

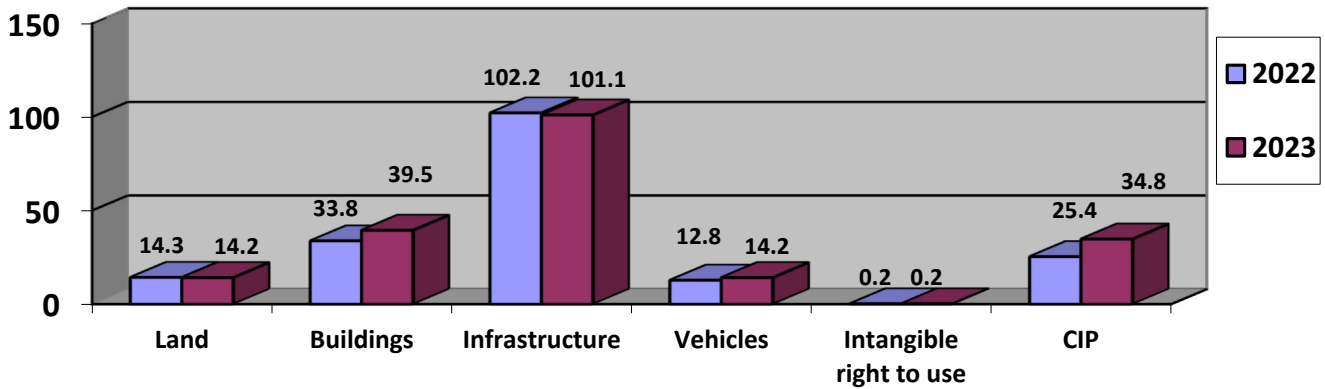
The City's 2023 capital budget anticipates a spending level of \$20.7 million for capital projects. The City will continue to spend the balance remaining of the \$9.9 million generated from the sale of general obligation bonds during 2006 to construct a scaled back version of a scaled back version of a community water park for the youth of the City. The water park plans have been greatly reduced since its inception in 2006. In fact, in 2009, 2010, and 2011 the City spent a portion of the unspent portion of the 2006 issuance, dedicated for both Mallonn Park and the water park, to retire the corresponding years principal and interest due on the aforementioned bonds. In early 2015, the City entered into contracts for a scaled down version of the water park. The prior portion of this issuance expended was used for constructing a fire station, additional building improvement and expansion to City Hall, improve infrastructure and city parks expansion and developments.

More detailed information about the City's capital assets is presented in Note 7 to the basic financial statements.

**CITY OF CANTON
STARK COUNTY, OHIO
MANAGEMENT'S DISCUSSION AND ANALYSIS
FOR THE YEAR ENDED DECEMBER 31, 2023**

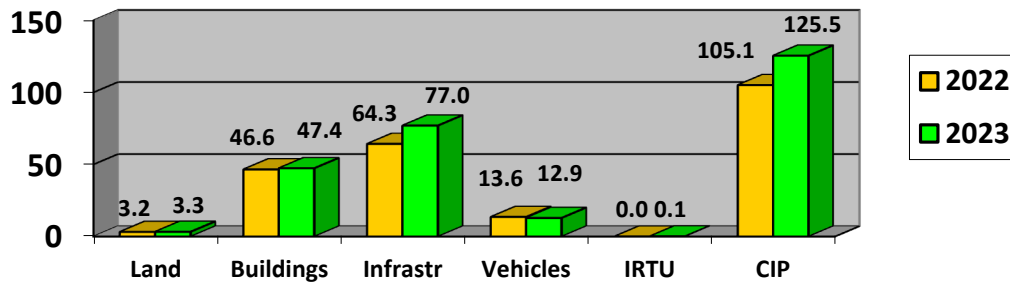
The graph below reflects the City's governmental activities capital assets, net of accumulated depreciation, for December 31, 2023 and 2022:

**Graph 9
Governmental Capital Assets - Net of Depreciation
(Dollar Value in Millions)**



The graph below reflects the City's business-type activities capital assets, net of accumulated depreciation, for December 31, 2023 and 2022:

**Graph 10
Business-Type Capital Assets - Net of Depreciation
(Dollar Value in Millions)**

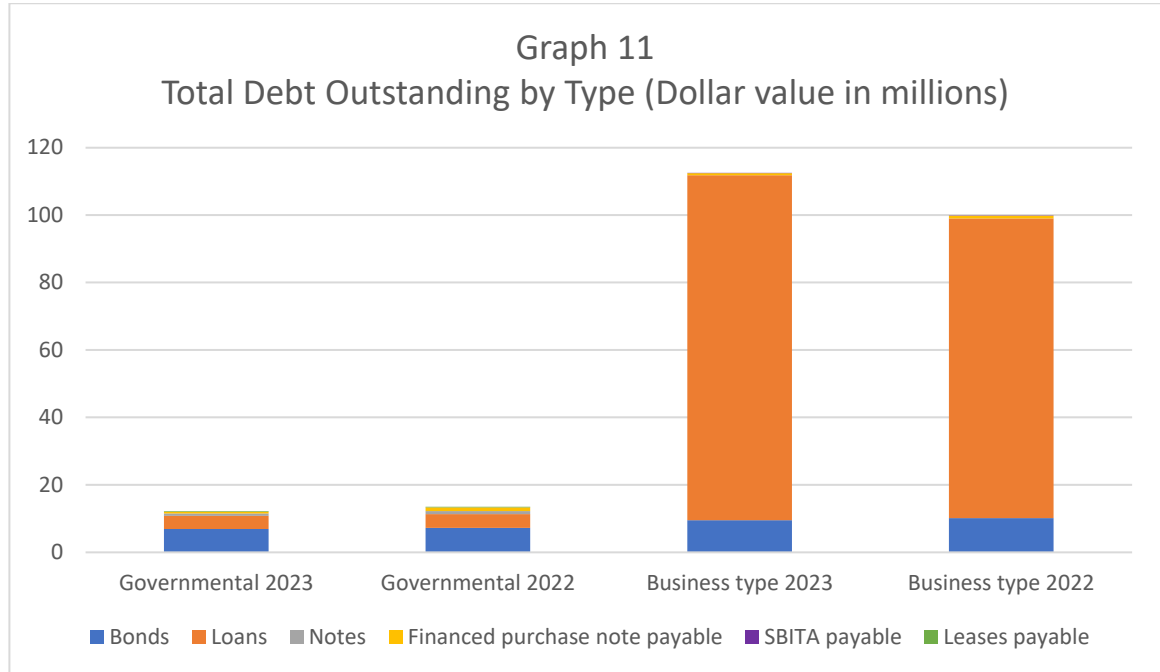


**CITY OF CANTON
STARK COUNTY, OHIO
MANAGEMENT’S DISCUSSION AND ANALYSIS
FOR THE YEAR ENDED DECEMBER 31, 2023**

Debt

At December 31, 2023, the City had outstanding long-term debt obligations in the amount of \$12.2 million down from \$13.6 million in 2022 for the governmental activities this represents a 10.29% decrease. The City’s business-type activities debt obligation as of December 31, 2023 was \$117.3 million which is an increase of \$17.5 million in 2023. This represents an increase of 17.54%.

The breakout on debt outstanding, by type, is presented in the table below.



During 2023, the City issued \$24.7 million in loans payable and retired \$6.7 million in loans payable. The balance of the City’s loans payable at December 31, 2023 is \$111.0 million. See Note 11 to the basic financial statements for more information on the City’s note and bond obligations.

In 2023, no adjustments were made to the City’s credit rating; however, in 2012 Moody’s Investor Services confirmed the City’s rating of A1 and changed its negative outlook to stable. In 2010, Moody's downgraded the City's rating to A1 from Aa3 and gave the City negative outlook on a general obligation bond issue. Fitch Rating service did not evaluate the City in 2013; however, Fitch had previously downgraded the City from AA- to A+ but said its outlook is stable. Other obligations include accrued vacation pay and sick leave. More detailed information about the City’s long-term liabilities is presented in Note 9 to the basic financial statements.

CONTACTING THE CITY’S FINANCIAL MANAGEMENT

This financial report is designed to provide our citizens, taxpayers, customers, and investors and creditors with a general overview of the City’s finances and to show the City’s accountability for the money it receives. If you have questions about this report or need additional financial information, contact Richard A. Mallonn II-City Auditor, City of Canton, 218 Cleveland Ave., Canton, Ohio 44702. (Phone 330-489-3226 or Fax 330-580-2067).

THIS PAGE IS INTENTIONALLY LEFT BLANK

CITY OF CANTON
STARK COUNTY, OHIO
STATEMENT OF NET POSITION
DECEMBER 31, 2023

	Primary Government			Component Units	
	Governmental Activities	Business-type Activities	Total	CCIC	Board of Health
Assets:					
Equity in pooled cash and cash equivalents	\$ 104,990,359	\$ 69,392,566	\$ 174,382,925	\$ 336,225	\$ -
Cash with fiscal agents	3,019	-	3,019	-	5,770,055
Cash in segregated accounts	-	1,052,019	1,052,019	-	-
Receivables:					
Income taxes	7,878,553	-	7,878,553	-	-
Property taxes	8,381,435	-	8,381,435	-	-
Accounts	5,769,796	9,117,287	14,887,083	-	484,744
Accrued interest	488,863	37,246	526,109	-	-
Due from other governments	11,537,657	494,433	12,032,090	-	608,248
Loans receivable	12,441,213	-	12,441,213	-	-
Lease receivable	586,716	222,204	808,920	-	-
Due from component units	169,235	-	169,235	-	-
Materials and supplies inventory	448,247	3,758,917	4,207,164	-	-
Prepayments	806,391	239,664	1,046,055	-	57,772
Net pension asset	386,443	256,910	643,353	-	61,386
Internal balance	624,983	(624,983)	-	-	-
Real estate held for development	-	-	-	978,098	-
Capital assets:					
Land and construction in progress	49,059,090	128,792,096	177,851,186	-	-
Depreciable capital assets, net	154,975,087	137,450,269	292,425,356	-	396,541
Total capital assets, net	204,034,177	266,242,365	470,276,542	-	396,541
Total assets	358,547,087	350,188,628	708,735,715	1,314,323	7,378,746
Deferred outflows of resources:					
Pension	42,074,806	10,118,059	52,192,865	-	2,431,819
OPEB	6,716,070	1,575,168	8,291,238	-	378,774
Total deferred outflows of resources	48,790,876	11,693,227	60,484,103	-	2,810,593
Liabilities:					
Accounts payable	11,497,336	6,074,327	17,571,663	-	437,349
Contracts payable	-	1,972,218	1,972,218	-	-
Accrued wages and benefits payable	1,927,667	534,211	2,461,878	-	123,329
Due to other governments	554,733	84,401	639,134	-	19,056
Due to primary government	-	-	-	-	169,235
Retainage payable	-	1,052,019	1,052,019	-	-
Accrued interest payable	186,357	25,797	212,154	-	51
Note payable	2,425,000	-	2,425,000	-	-
Claims payable	1,865,227	-	1,865,227	-	-
Deposits held and due to others	248,479	-	248,479	-	-
Payroll withholding payable	1,110,962	268,689	1,379,651	-	-
Unearned revenue	36,199,424	-	36,199,424	-	-
Long-term liabilities:					
Due within one year	4,265,799	7,652,328	11,918,127	-	172,078
Due greater than one year:					
Net Pension Liability	119,259,570	23,803,598	143,063,168	-	5,687,612
Net OPEB Liability	7,020,846	509,098	7,529,944	-	121,643
Other amounts due in more than one year	16,568,723	109,680,259	126,248,982	-	401,471
Total liabilities	203,130,123	151,656,945	354,787,068	-	7,131,824
Deferred inflows of resources:					
Property taxes levied for the next fiscal year	6,853,253	-	6,853,253	-	-
Leases	571,270	211,375	782,645	-	-
Pension	6,983,460	808,496	7,791,956	-	195,605
OPEB	7,171,356	176,078	7,347,434	-	42,090
Total deferred inflows of resources	21,579,339	1,195,949	22,775,288	-	237,695
Net position:					
Net investment in capital assets	192,130,050	155,843,516	347,973,566	-	377,062
Restricted for:					
Community development programs	26,451,279	-	26,451,279	-	-
Street construction, maintenance, and repair	2,266,236	-	2,266,236	-	-
Public health service programs	-	-	-	-	5,454,490
Safety and security programs and supplies	833,039	-	833,039	-	-
Court programs	1,725,014	-	1,725,014	-	-
Other purposes	3,411,948	-	3,411,948	-	-
Pension	386,443	256,910	643,353	-	61,386
City owned parking decks	571,343	-	571,343	-	-
Debt service	127,668	-	127,668	-	-
Capital projects	2,453,901	-	2,453,901	-	-
Unrestricted (deficit)	(47,728,420)	52,928,535	5,200,115	1,314,323	(3,073,118)
Total net position (deficit)	\$ 182,628,501	\$ 209,028,961	\$ 391,657,462	\$ 1,314,323	\$ 2,819,820

SEE ACCOMPANYING NOTES TO THE BASIC FINANCIAL STATEMENTS

**CITY OF CANTON
STARK COUNTY, OHIO**

STATEMENT OF ACTIVITIES
FOR THE YEAR ENDED DECEMBER 31, 2023

	<u>Expenses</u>	<u>Program Revenues</u>		
		<u>Charges for Services and Sales</u>	<u>Operating Grants and Contributions</u>	<u>Capital Grants and Contributions</u>
Primary Government:				
<i>Governmental activities:</i>				
General government	\$ 40,990,971	\$ 8,551,780	\$ 8,435,302	\$ -
Security of persons and property	55,970,830	4,784,423	4,811,817	-
Transportation	13,102,042	71,542	3,687,966	6,391,938
Community environment	7,471,847	-	997,534	-
Leisure time activities	12,586,099	-	4,824,554	-
Interest and fiscal charges	374,032	1,645	6,848	-
Total governmental activities	<u>130,495,821</u>	<u>13,409,390</u>	<u>22,764,021</u>	<u>6,391,938</u>
<i>Business-type activities:</i>				
Water	18,256,489	22,986,470	-	4,140,464
Sewer	17,680,415	22,761,820	-	681,892
Refuse	8,165,026	9,170,234	43,692	-
Building Code	3,100,255	1,157,944	-	-
Total business-type activities	<u>47,202,185</u>	<u>56,076,468</u>	<u>43,692</u>	<u>4,822,356</u>
Total primary government	<u>\$ 177,698,006</u>	<u>\$ 69,485,858</u>	<u>\$ 22,807,713</u>	<u>\$ 11,214,294</u>
Component Units:				
CCIC	\$ 192,417	\$ 2,500	\$ 100,224	\$ -
Board of Health	7,982,449	1,263,814	7,011,167	-
Total component units	<u>\$ 8,174,866</u>	<u>\$ 1,266,314</u>	<u>\$ 7,111,391</u>	<u>\$ -</u>

General revenues:

Municipal income taxes levied for:

General purposes

Community development

Capital outlay

Property and other taxes

Other local taxes

Payments in lieu of taxes

Grants and entitlements not restricted
to specific programs

Interest and investment earnings

Increase in fair value of investments

Gain on sale of capital assets

Miscellaneous

Total general revenues

Change in net position

Net position at beginning of year

Net position at end of year

SEE ACCOMPANYING NOTES TO THE BASIC FINANCIAL STATEMENTS

**Net (Expense) Revenue
and Changes in Net Position**

Primary Government			Component Units	
Governmental Activities	Business-type Activities	Total	CCIC	Board of Health
\$ (24,003,889)	\$ -	\$ (24,003,889)	\$ -	\$ -
(46,374,590)	-	(46,374,590)	-	-
(2,950,596)	-	(2,950,596)	-	-
(6,474,313)	-	(6,474,313)	-	-
(7,761,545)	-	(7,761,545)	-	-
(365,539)	-	(365,539)	-	-
(87,930,472)	-	(87,930,472)	-	-
-	8,870,445	8,870,445	-	-
-	5,763,297	5,763,297	-	-
-	1,048,900	1,048,900	-	-
-	(1,942,311)	(1,942,311)	-	-
-	13,740,331	13,740,331	-	-
(87,930,472)	13,740,331	(74,190,141)	-	-
-	-	-	(89,693)	-
-	-	-	-	292,532
-	-	-	(89,693)	292,532
50,385,065	-	50,385,065	-	-
10,109,660	-	10,109,660	-	-
15,886,610	-	15,886,610	-	-
6,345,658	-	6,345,658	-	-
1,619,772	-	1,619,772	-	-
1,711,264	-	1,711,264	-	-
7,450,620	-	7,450,620	-	6,876
3,437,992	489,046	3,927,038	-	-
2,590,387	-	2,590,387	-	-
-	-	-	126,752	-
10,141,470	9,110,939	19,252,409	-	4,495
109,678,498	9,599,985	119,278,483	126,752	11,371
21,748,026	23,340,316	45,088,342	37,059	303,903
160,880,475	185,688,645	346,569,120	1,277,264	2,515,917
<u>\$ 182,628,501</u>	<u>\$ 209,028,961</u>	<u>\$ 391,657,462</u>	<u>\$ 1,314,323</u>	<u>\$ 2,819,820</u>

**CITY OF CANTON
STARK COUNTY, OHIO**

BALANCE SHEET
GOVERNMENTAL FUNDS
DECEMBER 31, 2023

	General	Community and Economic Development	American Rescue Plan Act	Comprehensive Plan Implementation
Assets:				
Equity in pooled cash and cash equivalents	\$ 17,322,994	\$ 2,367,022	\$ 37,912,698	\$ 12,386,977
Cash with fiscal agent	-	-	-	-
Receivables:				
Accounts	3,592,805	369,199	-	-
Accrued interest	484,550	-	-	-
Municipal income taxes	5,042,274	-	-	945,426
Property and other taxes	3,597,335	-	-	-
Due from other funds	1,502,153	-	-	-
Due from other governments	4,061,415	4,688,476	-	-
Loans receivable	825,274	360,192	-	11,255,747
Lease receivable	-	-	-	-
Due from component units	80,264	-	-	-
Advances to other funds	4,300,000	-	-	-
Materials and supplies inventory	396,138	-	-	-
Prepayments	639,142	-	-	2,177
Total assets	\$ 41,844,344	\$ 7,784,889	\$ 37,912,698	\$ 24,590,327
Liabilities:				
Accounts payable	\$ 1,659,006	\$ 341,399	\$ 1,713,274	\$ 1,761,105
Accrued wages and benefits payable	1,576,743	-	-	4,859
Due to other funds	60,462	207,790	-	5,050,000
Due to other governments	362,313	-	-	750
Note payable	2,425,000	-	-	-
Accrued interest payable	135,051	-	-	-
Unearned revenue	-	-	36,199,424	-
Deposits held and due to others	-	-	-	-
Payroll withholding payable	948,954	-	-	2,437
Total liabilities	7,167,529	549,189	37,912,698	6,819,151
Deferred inflows of resources:				
Property taxes levied for the next fiscal year	2,895,145	-	-	-
Delinquent property tax revenue not available	702,190	-	-	-
Accrued interest not available	219,737	-	-	-
Leases	-	-	-	-
Miscellaneous revenue not available	579,965	-	-	-
Income tax revenue not available	1,106,427	-	-	207,455
Charges for services revenue not available	2,761,154	369,199	-	-
Intergovernmental revenue not available	1,999,665	4,275,746	-	-
Total deferred inflows of resources	10,264,283	4,644,945	-	207,455
Fund balances:				
Nonspendable	5,566,808	-	-	2,177
Restricted	-	2,590,755	-	17,561,544
Committed	886,471	-	-	-
Assigned	2,996,263	-	-	-
Unassigned (deficit)	14,962,990	-	-	-
Total fund balances	24,412,532	2,590,755	-	17,563,721
Total liabilities, deferred inflows of resources and fund balances	\$ 41,844,344	\$ 7,784,889	\$ 37,912,698	\$ 24,590,327

SEE ACCOMPANYING NOTES TO THE BASIC FINANCIAL STATEMENTS

Capital Projects	Motor Vehicle Purchase	Nonmajor Governmental Funds	Total Governmental Funds
\$ 11,615,804	\$ 1,253,524	\$ 17,648,219	\$ 100,507,238
-	-	3,019	3,019
-	7,600	176,827	4,146,431
-	-	4,313	488,863
1,418,140	315,142	157,571	7,878,553
-	-	4,784,100	8,381,435
-	-	-	1,502,153
-	-	2,759,059	11,508,950
-	-	-	12,441,213
-	-	586,716	586,716
-	-	-	80,264
-	-	-	4,300,000
-	-	52,109	448,247
28,161	-	65,842	735,322
<u>\$ 13,062,105</u>	<u>\$ 1,576,266</u>	<u>\$ 26,237,775</u>	<u>\$ 153,008,404</u>
\$ 2,054,263	\$ 148,631	\$ 3,379,377	\$ 11,057,055
52,521	-	149,271	1,783,394
4,481	-	547,235	5,869,968
8,940	-	160,440	532,443
-	-	-	2,425,000
-	-	-	135,051
-	-	-	36,199,424
-	-	248,479	248,479
24,490	-	71,669	1,047,550
<u>2,144,695</u>	<u>148,631</u>	<u>4,556,471</u>	<u>59,298,364</u>
-	-	3,958,108	6,853,253
-	-	825,992	1,528,182
-	-	-	219,737
-	-	571,270	571,270
-	-	290,800	870,765
311,183	69,152	34,576	1,728,793
-	-	60,143	3,190,496
-	-	1,348,966	7,624,377
<u>311,183</u>	<u>69,152</u>	<u>7,089,855</u>	<u>22,586,873</u>
28,161	-	117,951	5,715,097
-	1,358,483	11,894,459	33,405,241
10,578,066	-	3,592,299	15,056,836
-	-	-	2,996,263
-	-	(1,013,260)	13,949,730
<u>10,606,227</u>	<u>1,358,483</u>	<u>14,591,449</u>	<u>71,123,167</u>
<u>\$ 13,062,105</u>	<u>\$ 1,576,266</u>	<u>\$ 26,237,775</u>	<u>\$ 153,008,404</u>

**CITY OF CANTON
STARK COUNTY, OHIO**

RECONCILIATION OF TOTAL GOVERNMENTAL FUND BALANCES TO
NET POSITION OF GOVERNMENTAL ACTIVITIES
DECEMBER 31, 2023

Total governmental fund balances		\$ 71,123,167
<i>Amounts reported for governmental activities on the statement of net position are different because:</i>		
Capital assets used in governmental activities are not financial resources and therefore are not reported in the funds.		204,034,177
Other long-term assets are not available to pay for current-period expenditures and therefore are deferred inflows in the funds.		
Delinquent property taxes receivable	\$ 1,528,182	
Income taxes receivable	1,728,793	
Accounts receivable	4,061,261	
Intergovernmental receivable	7,624,377	
Accrued interest receivable	219,737	
Total		15,162,350
An internal service fund is used by management to charge the costs of insurance to individual funds. The assets and liabilities of the internal service fund, including an internal balance of \$611,047, are included in governmental activities on the statement of net position.		(4,227,881)
Accrued interest payable is not due and payable in the current period and therefore is not reported in the funds.		(51,306)
The net pension asset/liability is not due and receivable/payable in the current period; therefore, the asset, liability and related deferred inflows/outflows are not reported in the governmental funds:		
Deferred outflows of resources - pension	42,074,806	
Deferred inflows of resources - pension	(6,983,460)	
Net pension asset	386,443	
Net pension liability	(119,259,570)	
Total		(83,781,781)
The net OPEB liability is not due and receivable/payable in the current period; therefore, liability and related deferred inflows/outflows are not reported in the governmental funds:		
Deferred outflows of resources - OPEB	6,716,070	
Deferred inflows of resources - OPEB	(7,171,356)	
Net OPEB liability	(7,020,846)	
Total		(7,476,132)
Long-term liabilities, including loans and notes payable and capital lease obligations, are not due and payable in the current period and therefore are not reported in the funds.		
General obligation bonds	(6,863,405)	
Loans payable	(3,863,658)	
Notes payable	(725,000)	
Lease payable	(167,727)	
SBITA payable	(12,982)	
Financed purchase note payable	(521,321)	
Total		(12,154,093)
Net position of governmental activities		\$ 182,628,501

SEE ACCOMPANYING NOTES TO THE BASIC FINANCIAL STATEMENTS

THIS PAGE IS INTENTIONALLY LEFT BLANK

**CITY OF CANTON
STARK COUNTY, OHIO**

STATEMENT OF REVENUES, EXPENDITURES AND CHANGES IN FUND BALANCES
GOVERNMENTAL FUNDS
FOR THE YEAR ENDED DECEMBER 31, 2023

	<u>General</u>	<u>Community and Economic Development</u>	<u>American Rescue Plan Act</u>	<u>Comprehensive Plan Implementation</u>
Revenues:				
Property and other taxes	\$ 2,694,699	\$ -	\$ -	\$ -
Municipal income taxes	50,180,974	-	-	8,627,156
Charges for services	9,920,306	-	-	-
Licenses, permits, and fees	666,462	-	-	-
Fines and forfeitures	138,671	-	-	-
Intergovernmental	7,285,602	-	12,234,973	-
Interest and investment income	3,389,718	-	-	417,353
Rental income	4,688	-	-	-
Contributions and donations	4,676	-	-	370,000
Operating grants	381,678	4,079,979	-	9,687
Capital grants	-	-	-	-
Payment in lieu of taxes	-	-	-	-
Other local taxes	-	-	-	-
Increase in fair value of investments	2,590,387	-	-	-
Other	4,285,891	10,750	77,623	-
Total revenues	<u>81,543,752</u>	<u>4,090,729</u>	<u>12,312,596</u>	<u>9,424,196</u>
Expenditures:				
Current:				
General government	25,036,624	-	7,492,123	1,394,374
Security of persons and property	42,231,538	-	1,531,876	-
Transportation	2,516,818	-	-	3,169,871
Community environment	3,349,619	3,976,176	-	-
Leisure time activities	676,432	-	3,288,597	-
Capital outlay	-	-	-	334,379
Debt service:				
Principal retirement	912,622	2,789	-	3,041
Interest and fiscal charges	98,261	645	-	4,084
Total expenditures	<u>74,821,914</u>	<u>3,979,610</u>	<u>12,312,596</u>	<u>4,905,749</u>
Excess (deficiency) of revenues over (under) expenditures	<u>6,721,838</u>	<u>111,119</u>	<u>-</u>	<u>4,518,447</u>
Other financing sources (uses):				
Issuance of notes	725,000	-	-	-
Issuance of loans	-	-	-	-
Sale of capital assets	-	-	-	1,167,375
Transfers in	-	-	-	-
Transfers (out)	(62,690)	-	-	-
Total other financing sources (uses)	<u>662,310</u>	<u>-</u>	<u>-</u>	<u>1,167,375</u>
Net change in fund balances	7,384,148	111,119	-	5,685,822
Fund balances at beginning of year	<u>17,028,384</u>	<u>2,479,636</u>	<u>-</u>	<u>11,877,899</u>
Fund balances at end of year	<u>\$ 24,412,532</u>	<u>\$ 2,590,755</u>	<u>\$ -</u>	<u>\$ 17,563,721</u>

SEE ACCOMPANYING NOTES TO THE BASIC FINANCIAL STATEMENTS

Capital Projects	Motor Vehicle Purchase	Other Governmental Funds	Total Governmental Funds
\$ -	\$ -	\$ 3,876,430	\$ 6,571,129
12,940,734	2,875,719	1,437,859	76,062,442
-	-	1,859,154	11,779,460
-	-	-	666,462
-	-	370,800	509,471
-	-	4,174,469	23,695,044
-	-	138,359	3,945,430
-	-	251,201	255,889
-	-	34,730	409,406
-	-	2,087,478	6,558,822
24,800	-	4,869,508	4,894,308
-	-	1,711,264	1,711,264
-	-	1,641,800	1,641,800
-	-	-	2,590,387
63,539	7,600	1,487,703	5,933,106
<u>13,029,073</u>	<u>2,883,319</u>	<u>23,940,755</u>	<u>147,224,420</u>
-	-	4,509,688	38,432,809
-	-	4,243,022	48,006,436
-	-	3,540,115	9,226,804
-	-	-	7,325,795
-	-	7,887,529	11,852,558
10,592,379	2,044,848	7,114,878	20,086,484
1,178,003	407,037	20,067	2,523,559
256,458	23,002	305	382,755
<u>12,026,840</u>	<u>2,474,887</u>	<u>27,315,604</u>	<u>137,837,200</u>
<u>1,002,233</u>	<u>408,432</u>	<u>(3,374,849)</u>	<u>9,387,220</u>
-	-	-	725,000
-	-	381,478	381,478
-	96,458	-	1,263,833
-	-	12,690	12,690
-	-	-	(62,690)
-	96,458	394,168	2,320,311
1,002,233	504,890	(2,980,681)	11,707,531
9,603,994	853,593	17,572,130	59,415,636
<u>\$ 10,606,227</u>	<u>\$ 1,358,483</u>	<u>\$ 14,591,449</u>	<u>\$ 71,123,167</u>

**CITY OF CANTON
STARK COUNTY, OHIO**

RECONCILIATION OF THE STATEMENT OF REVENUES, EXPENDITURES AND CHANGES
IN FUND BALANCES OF GOVERNMENTAL FUNDS TO THE STATEMENT OF ACTIVITIES
FOR THE YEAR ENDED DECEMBER 31, 2023

Net change in fund balances - total governmental funds	\$	11,707,531
<i>Amounts reported for governmental activities in the statement of activities are different because:</i>		
Governmental funds report capital outlays as expenditures. However, in the statement of activities, the cost of those assets are allocated over their estimated useful lives as depreciation/amortization expense. This is the amount by which capital outlays exceeds depreciation/amortization expense in the current period.		
Capital asset additions	\$ 28,621,938	
Current year depreciation/amortization	<u>(11,488,935)</u>	
Total		17,133,003
The net effect of various miscellaneous transactions involving capital assets (i.e., sales, disposals, trade-ins, and donations) is to decrease net position.		
		(1,808,394)
Revenues in the statement of activities that do not provide current financial resources are not reported as revenues in the governmental funds.		
Property and other taxes	(225,471)	
Municipal income taxes	318,893	
Intergovernmental revenue	4,941,879	
Operating grants	(7,591,637)	
Charges for services	555,349	
Interest	<u>48,274</u>	
Total		(1,952,713)
The issuance of loans payables, and notes are reported as an other financing source in the governmental funds, however, in the statement of activities, they are not reported as revenues as they increase the liabilities on the statement of net position.		
		(1,106,478)
Repayment of note, loan, and capital lease principal is an expenditure in the governmental funds, but the repayment reduces long-term liabilities on the statement of net position.		
		2,523,559
In the statement of activities, interest is accrued on outstanding bonds and loans, whereas in governmental funds, an interest expenditure is reported when due.		
		8,723
Contractually required pension/OPEB contributions are reported as expenditures in governmental funds; however, the statement of net position reports these amounts as deferred outflows.		
Pension	8,185,228	
OPEB	<u>169,449</u>	
Total		8,354,677
Except for amounts reported as deferred inflows/outflows, changes in the net pension asset/liability and net OPEB liability are reported as pension/OPEB expense in the statement of activities.		
Pension	(15,098,504)	
OPEB	<u>507,015</u>	
Total		(14,591,489)
Internal service funds are used by management to charge the costs of certain activities, such as insurance, to individual funds. The net revenue (expense) of the internal service funds, including an internal balance activity of (\$428,235), is reported with the governmental activities on the government-wide statement of net position.		
		<u>1,479,607</u>
Change in net position of governmental activities	\$	<u>21,748,026</u>

SEE ACCOMPANYING NOTES TO THE BASIC FINANCIAL STATEMENTS

CITY OF CANTON
STARK COUNTY, OHIO
STATEMENT OF REVENUES, EXPENDITURES AND CHANGES IN
FUND BALANCE - BUDGET AND ACTUAL (NON-GAAP BUDGETARY BASIS)
GENERAL FUND
FOR THE YEAR ENDED DECEMBER 31, 2023

	<u>Budgeted Amounts</u>			Variance with Final Budget Positive (Negative)
	<u>Original</u>	<u>Final</u>	<u>Actual</u>	
Revenues:				
Property and other taxes	\$ 2,616,562	\$ 2,616,562	\$ 2,694,699	\$ 78,137
Municipal income taxes	43,188,700	43,188,700	46,073,675	2,884,975
Charges for services	7,456,206	7,456,206	7,320,097	(136,109)
Licenses, permits, and fees	758,000	758,000	668,345	(89,655)
Fines and forfeitures	123,000	123,000	143,185	20,185
Intergovernmental	7,196,000	7,196,000	7,258,871	62,871
Interest and investment income	1,051,000	1,051,000	2,706,893	1,655,893
Rental income	45,000	45,000	4,688	(40,312)
Operating grants	202,000	303,000	358,046	55,046
Contributions and donations	3,500	3,500	4,676	1,176
Other	9,410,895	9,410,895	4,915,679	(4,495,216)
Total revenues	<u>72,050,863</u>	<u>72,151,863</u>	<u>72,148,854</u>	<u>(3,009)</u>
Expenditures:				
Current:				
General government:				
Service director support administration	1,210,000	1,267,429	984,078	283,351
Service director	76,528	81,842	68,695	13,147
Purchase administration	595,572	614,606	539,541	75,065
Annexation	5,000	5,000	-	5,000
Building and maintenance	2,065,080	2,731,757	2,223,132	508,625
Mayor administration	516,294	559,362	434,823	124,539
Planning	288,720	279,172	263,803	15,369
Human resources	196,513	187,089	126,902	60,187
Council	758,345	763,150	715,720	47,430
Judges	2,846,107	2,790,296	2,482,595	307,701
Clerk of Courts	2,013,120	1,914,228	1,836,934	77,294
Law department	2,121,787	2,243,388	2,005,733	237,655
Auditor's office	2,074,534	2,108,108	1,994,059	114,049
Treasurer's office	799,987	819,226	550,526	268,700
Civil service	474,871	491,312	405,619	85,693
Canton helping Canton	3,500	3,500	3,300	200
Management information systems	1,672,260	1,678,499	1,602,917	75,582
Total general government	<u>17,718,218</u>	<u>18,537,964</u>	<u>16,238,377</u>	<u>2,299,587</u>
Security of persons and property:				
Safety director	238,017	233,017	224,401	8,616
Code enforcement	133,250	130,000	1	129,999
School police administration	119,650	54,650	50,233	4,417
Central communication	2,140,710	2,098,545	1,995,448	103,097
Police	20,054,050	21,517,446	20,914,109	603,337
Fire	19,322,210	21,267,805	21,057,959	209,846
Traffic engineer/parking meters	21,500	21,590	14,271	7,319
Total security of persons and property	<u>42,029,387</u>	<u>45,323,053</u>	<u>44,256,422</u>	<u>1,066,631</u>

(Continued)

CITY OF CANTON
STARK COUNTY, OHIO
STATEMENT OF REVENUES, EXPENDITURES AND CHANGES IN
FUND BALANCE - BUDGET AND ACTUAL (NON-GAAP BUDGETARY BASIS)
GENERAL FUND (CONTINUED)
FOR THE YEAR ENDED DECEMBER 31, 2023

	<u>Budgeted Amounts</u>			Variance with Final Budget Positive (Negative)
	<u>Original</u>	<u>Final</u>	<u>Actual</u>	
Transportation:				
Engineering - daily operations	104,653	149,104	128,308	20,796
Street department	2,537,005	2,548,041	2,410,850	137,191
Salt storage facility	-	440,538	440,538	-
Total transportation	<u>2,641,658</u>	<u>3,137,683</u>	<u>2,979,696</u>	<u>157,987</u>
Community environment:				
Community development administration	1,577,093	1,686,505	1,233,107	453,398
Community involvement	2,169,484	2,156,506	2,071,905	84,601
Community Improvement Corporation	50,000	50,000	50,000	-
Total community environment	<u>3,796,577</u>	<u>3,893,011</u>	<u>3,355,012</u>	<u>537,999</u>
Leisure time activities:				
Baseball	84,000	384,552	383,880	672
Civic Center administration	590,000	614,258	613,356	902
Total leisure time activities	<u>674,000</u>	<u>998,810</u>	<u>997,236</u>	<u>1,574</u>
Debt service:				
Principal retirement	3,956,825	3,958,545	3,956,953	1,592
Interest and fiscal charges	137,770	137,785	100,538	37,247
Total debt service	<u>4,094,595</u>	<u>4,096,330</u>	<u>4,057,491</u>	<u>38,839</u>
Total expenditures	<u>70,954,435</u>	<u>75,986,851</u>	<u>71,884,234</u>	<u>4,102,617</u>
Excess of expenditures over revenues	<u>1,096,428</u>	<u>(3,834,988)</u>	<u>264,620</u>	<u>4,099,608</u>
Other financing sources (uses):				
Issuance of notes	3,412,500	3,412,500	3,150,000	(262,500)
Transfers in	600,000	600,000	501,500	(98,500)
Transfers (out)	(3,064,760)	(3,138,750)	(2,635,290)	503,460
Advances in	500,000	500,000	1,093,785	593,785
Advances (out)	(140,000)	(163,501)	(163,501)	-
Sale of assets	50,000	50,000	28,852	(21,148)
Total other financing sources (uses)	<u>1,357,740</u>	<u>1,260,249</u>	<u>1,975,346</u>	<u>715,097</u>
Net change in fund balance	2,454,168	(2,574,739)	2,239,966	4,814,705
Fund balance at beginning of year	5,309,071	5,309,071	5,309,071	-
Prior year encumbrances appropriated	5,981,774	5,981,774	5,981,774	-
Fund balance at end of year	<u>\$ 13,745,013</u>	<u>\$ 8,716,106</u>	<u>\$ 13,530,811</u>	<u>\$ 4,814,705</u>

SEE ACCOMPANYING NOTES TO THE BASIC FINANCIAL STATEMENTS

CITY OF CANTON
STARK COUNTY, OHIO
STATEMENT OF REVENUES, EXPENDITURES AND CHANGES IN
FUND BALANCE - BUDGET AND ACTUAL (NON-GAAP BUDGETARY BASIS)
COMMUNITY AND ECONOMIC DEVELOPMENT FUND
FOR THE YEAR ENDED DECEMBER 31, 2023

	<u>Budgeted Amounts</u>			Variance with Final Budget Positive (Negative)
	<u>Original</u>	<u>Final</u>	<u>Actual</u>	
Revenues:				
Operating grants	\$ 8,361,000	\$ 9,163,086	\$ 4,154,308	\$ (5,008,778)
Other	132,500	234,442	115,335	(119,107)
Total revenues	<u>8,493,500</u>	<u>9,397,528</u>	<u>4,269,643</u>	<u>(5,127,885)</u>
Expenditures:				
Current:				
Community environment:				
Community development administration	7,992,399	7,964,516	5,511,845	2,452,671
Federal stimulus funding	2,967,984	3,027,608	396,714	2,630,894
Fair housing administration	50,691	160,671	94,478	66,193
Vienna Woods	225,000	225,000	-	225,000
Total community environment	<u>11,236,074</u>	<u>11,377,795</u>	<u>6,003,037</u>	<u>5,374,758</u>
Debt service:				
Principal retirement	2,800	3,541	3,541	-
Interest and fiscal charges	650	764	764	-
Total debt service	<u>3,450</u>	<u>4,305</u>	<u>4,305</u>	<u>-</u>
Total expenditures	<u>11,239,524</u>	<u>11,382,100</u>	<u>6,007,342</u>	<u>5,374,758</u>
Excess (deficiency) of revenues over (under) expenditures	<u>(2,746,024)</u>	<u>(1,984,572)</u>	<u>(1,737,699)</u>	<u>246,873</u>
Other financing sources:				
Advances in	-	50,000	50,000	-
Advances (out)	(500)	(50,000)	(50,000)	-
Transfers in	500	500	-	(500)
Transfers (out)	-	(500)	(500)	-
Total other financing sources	<u>-</u>	<u>-</u>	<u>(500)</u>	<u>(500)</u>
Net change in fund balance	(2,746,024)	(1,984,572)	(1,738,199)	246,373
Fund balance (deficit) at beginning of year	(8,625)	(8,625)	(8,625)	-
Prior year encumbrances appropriated	2,221,498	2,221,498	2,221,498	-
Fund balance (deficit) at end of year	<u>\$ (533,151)</u>	<u>\$ 228,301</u>	<u>\$ 474,674</u>	<u>\$ 246,373</u>

SEE ACCOMPANYING NOTES TO THE BASIC FINANCIAL STATEMENTS

CITY OF CANTON
STARK COUNTY, OHIO
STATEMENT OF REVENUES, EXPENDITURES AND CHANGES IN
FUND BALANCE - BUDGET AND ACTUAL (NON-GAAP BUDGETARY BASIS)
AMERICAN RESCUE PLAN ACT
FOR THE YEAR ENDED DECEMBER 31, 2023

	<u>Budgeted Amounts</u>			Variance with Final Budget Positive (Negative)
	<u>Original</u>	<u>Final</u>	<u>Actual</u>	
Revenues:				
Intergovernmental	\$ -	\$ -	\$ 179,020	\$ 179,020
Other	-	-	77,623	77,623
Total revenues	<u>-</u>	<u>-</u>	<u>256,643</u>	<u>256,643</u>
Expenditures:				
Current:				
General government:				
Support administration	-	22,857,363	19,224,050	3,633,313
Invest health medical/food project	-	900,000	900,000	-
Storm sewer projects	-	8,623,866	8,560,166	63,700
COVID-19 Stimulus	29,447,923	5,479,192	2,285,339	3,193,853
Total general government	<u>29,447,923</u>	<u>37,860,421</u>	<u>30,969,555</u>	<u>6,890,866</u>
Security of persons and property:				
COVID-19 Stimulus	-	5,394,764	3,403,247	1,991,517
Leisure time activities:				
Park	-	6,947,661	5,989,930	957,731
Total expenditures	<u>29,447,923</u>	<u>50,202,846</u>	<u>40,362,732</u>	<u>9,840,114</u>
Net change in fund balance	(29,447,923)	(50,202,846)	(40,106,089)	10,096,757
Fund balance at beginning of year	29,447,922	29,447,922	29,447,922	-
Prior year encumbrances appropriated	20,813,446	20,813,446	20,813,446	-
Fund balance at end of year	<u>\$ 20,813,445</u>	<u>\$ 58,522</u>	<u>\$ 10,155,279</u>	<u>\$ 10,096,757</u>

SEE ACCOMPANYING NOTES TO THE BASIC FINANCIAL STATEMENTS

CITY OF CANTON
STARK COUNTY, OHIO
STATEMENT OF REVENUES, EXPENDITURES AND CHANGES IN
FUND BALANCE - BUDGET AND ACTUAL (NON-GAAP BUDGETARY BASIS)
COMPREHENSIVE PLAN IMPLEMENTATION
FOR THE YEAR ENDED DECEMBER 31, 2023

	<u>Budgeted Amounts</u>			Variance with Final Budget Positive (Negative)
	<u>Original</u>	<u>Final</u>	<u>Actual</u>	
Revenues:				
Municipal income taxes	\$ 8,425,000	\$ 8,425,000	\$ 8,638,814	\$ 213,814
Operating grants	-	-	47,760	47,760
Contributions and donations	400,000	400,000	370,000	(30,000)
Other	175,000	175,000	703,152	528,152
Total revenues	<u>9,000,000</u>	<u>9,000,000</u>	<u>9,759,726</u>	<u>759,726</u>
Expenditures:				
Current:				
General government:				
Service director support administration	4,427,500	4,859,096	1,673,395	3,185,701
Mayor administration	200,000	200,000	-	200,000
Planning	184,320	184,320	167,993	16,327
Total general government	<u>4,811,820</u>	<u>5,243,416</u>	<u>1,841,388</u>	<u>3,402,028</u>
Transportation:				
Engineering - daily operations	1,050,000	3,320,307	3,270,306	50,001
Total transportation	<u>1,050,000</u>	<u>3,320,307</u>	<u>3,270,306</u>	<u>50,001</u>
Capital Outlay:				
Tusc. St. West Corridor Safety Project	1,000,000	2,435,171	1,550,571	884,600
Cleve Ave Streetscape Ph 3 1392	250,000	250,000	250,000	-
Cleve Ave Streetscape Ph 2 1409	75,000	75,000	-	75,000
11th St IMPROV PROJ GP 1144	2,250,000	2,250,000	2,250,000	-
Total leisure time activities	<u>3,575,000</u>	<u>5,010,171</u>	<u>4,050,571</u>	<u>959,600</u>
Total expenditures	<u>9,436,820</u>	<u>13,573,894</u>	<u>9,162,265</u>	<u>4,411,629</u>
Excess of expenditures over revenues	<u>(436,820)</u>	<u>(4,573,894)</u>	<u>597,461</u>	<u>5,171,355</u>
Other financing sources (uses):				
Advances (out)	(750,000)	(750,000)	(750,000)	-
Sale of assets	-	-	1,167,375	1,167,375
Total other financing sources (uses)	<u>(750,000)</u>	<u>(750,000)</u>	<u>417,375</u>	<u>1,167,375</u>
Net change in fund balance	(1,186,820)	(5,323,894)	1,014,836	6,338,730
Fund balance at beginning of year	1,729,389	1,729,389	1,729,389	-
Prior year encumbrances appropriated	4,320,289	4,320,289	4,320,289	-
Fund balance at end of year	<u>\$ 4,862,858</u>	<u>\$ 725,784</u>	<u>\$ 7,064,514</u>	<u>\$ 6,338,730</u>

SEE ACCOMPANYING NOTES TO THE BASIC FINANCIAL STATEMENTS

CITY OF CANTON
STARK COUNTY, OHIO
STATEMENT OF NET POSITION
PROPRIETARY FUNDS
DECEMBER 31, 2023

	Business-type Activities - Enterprise Funds			
	Water Operating Fund	Sewer Operating Fund	Refuse Operating Fund	Nonmajor Enterprise Fund
Assets:				
Current assets:				
Equity in pooled cash and cash equivalents	\$ 24,018,446	\$ 32,188,592	\$ 11,946,912	\$ 1,238,616
Cash in segregated accounts	-	1,052,019	-	-
Receivables:				
Accounts	3,498,951	3,421,493	2,187,717	9,126
Accrued interest	581	-	36,665	-
Due from other funds	-	-	-	-
Due from other governments	-	483,577	10,856	-
Leases receivable	222,204	-	-	-
Due from component unit	-	-	-	-
Materials and supplies inventory	1,425,631	2,333,286	-	-
Prepayments	91,079	81,358	49,700	17,527
Total current assets	<u>29,256,892</u>	<u>39,560,325</u>	<u>14,231,850</u>	<u>1,265,269</u>
Non-current assets:				
Net pension asset	97,640	85,379	53,472	20,419
Capital assets:				
Land and construction in progress	32,373,969	92,801,367	3,616,760	-
Depreciable capital assets, net	93,089,456	41,344,359	2,478,473	537,981
Total capital assets, net	<u>125,463,425</u>	<u>134,145,726</u>	<u>6,095,233</u>	<u>537,981</u>
Total noncurrent assets	<u>125,561,065</u>	<u>134,231,105</u>	<u>6,148,705</u>	<u>558,400</u>
Total assets	<u>154,817,957</u>	<u>173,791,430</u>	<u>20,380,555</u>	<u>1,823,669</u>
Deferred outflows of resources:				
Pension	3,829,092	3,378,540	2,106,906	803,521
OPEB	596,062	526,191	328,066	124,849
Total deferred outflows of resources	<u>4,425,154</u>	<u>3,904,731</u>	<u>2,434,972</u>	<u>928,370</u>
Liabilities:				
Current liabilities:				
Accounts payable	2,775,838	831,876	2,240,556	226,057
Contracts payable	-	1,972,218	-	-
Retainage payable	-	1,052,019	-	-
Accrued wages and benefits payable	202,747	185,150	104,398	41,916
Due to other funds	5,557	3,690	4,689	-
Due to other governments	31,335	29,493	16,130	7,443
Accrued interest payable	448	405	24,944	-
Payroll withholding payable	101,542	89,460	57,529	20,158
General obligation bonds payable	-	-	552,631	-
OWDA loans payable	1,896,136	4,474,362	-	-
OPWC loans payable	521,196	3,067	-	-
Compensated absences payable - current	-	-	-	-
Claim payable	-	-	-	-
SBITA payable	28,367	25,633	-	-
Financed purchase note payable	-	-	146,891	-
Lease payable	-	-	-	4,045
Total current liabilities	<u>5,563,166</u>	<u>8,667,373</u>	<u>3,147,768</u>	<u>299,619</u>
Non-current liabilities:				
General obligation bonds payable	-	-	8,979,876	-
OWDA loans payable	38,063,861	57,838,873	-	-
OPWC loans payable	4,320,137	4,601	-	-
Financed purchase note payable	-	-	466,646	-
Lease payable	-	-	-	6,265
Compensated absences payable	-	-	-	-
Claims payable	-	-	-	-
Net Pension Liability	9,046,668	7,910,672	4,954,375	1,891,883
Net OPEB Liability	193,485	169,189	105,961	40,463
Total non-current liabilities	<u>51,624,151</u>	<u>65,923,335</u>	<u>14,506,858</u>	<u>1,938,611</u>
Total liabilities	<u>57,187,317</u>	<u>74,590,708</u>	<u>17,654,626</u>	<u>2,238,230</u>
Deferred inflows of resources:				
Leases	211,375	-	-	-
Pension	306,348	339,780	159,509	2,859
OPEB	66,918	58,958	36,596	13,606
Total deferred inflows of resources	<u>584,641</u>	<u>398,738</u>	<u>196,105</u>	<u>16,465</u>
Net position:				
Net investment in capital assets	80,633,728	69,826,972	4,855,145	527,671
Restricted for pension	97,640	85,379	53,472	20,419
Unrestricted (deficit)	20,739,785	32,794,364	56,179	(50,746)
Total net position (deficit)	<u>\$ 101,471,153</u>	<u>\$ 102,706,715</u>	<u>\$ 4,964,796</u>	<u>\$ 497,344</u>

Adjustment to reflect the consolidation of the internal service funds activities related to enterprise funds.

Net position of business-type activities

SEE ACCOMPANYING NOTES TO THE BASIC FINANCIAL STATEMENTS

<u>Total</u>	<u>Governmental Activities - Internal Service Funds</u>
\$ 69,392,566	\$ 4,483,121
1,052,019	-
9,117,287	1,623,365
37,246	-
-	81,751
494,433	28,707
222,204	-
-	88,971
3,758,917	-
239,664	71,069
<u>84,314,336</u>	<u>6,376,984</u>
256,910	-
128,792,096	-
137,450,269	-
<u>266,242,365</u>	<u>-</u>
<u>266,499,275</u>	<u>-</u>
<u>350,813,611</u>	<u>6,376,984</u>
10,118,059	-
1,575,168	-
<u>11,693,227</u>	<u>-</u>
6,074,327	440,281
1,972,218	-
1,052,019	-
534,211	144,273
13,936	-
84,401	22,290
25,797	-
268,689	63,412
552,631	-
6,370,498	-
524,263	-
-	2,414,557
-	689,729
54,000	-
146,891	-
4,045	-
<u>17,677,926</u>	<u>3,774,542</u>
8,979,876	-
95,902,734	-
4,324,738	-
466,646	-
6,265	-
-	6,265,872
-	1,175,498
23,803,598	-
509,098	-
<u>133,992,955</u>	<u>7,441,370</u>
<u>151,670,881</u>	<u>11,215,912</u>
211,375	-
808,496	-
176,078	-
<u>1,195,949</u>	<u>-</u>
155,843,516	-
256,910	-
53,539,582	(4,838,928)
209,640,008	<u>\$ (4,838,928)</u>
(611,047)	
<u>\$ 209,028,961</u>	

**CITY OF CANTON
STARK COUNTY, OHIO**

STATEMENT OF REVENUES, EXPENSES AND
CHANGES IN NET POSITION
PROPRIETARY FUNDS
FOR THE YEAR ENDED DECEMBER 31, 2023

	Business-type Activities - Enterprise Funds			
	Water Operating Fund	Sewer Operating Fund	Refuse Operating Fund	Nonmajor Enterprise Fund
Operating revenues:				
Charges for services	\$ 22,956,093	\$ 22,751,505	\$ 9,170,234	\$ 1,157,944
Rental income	30,377	10,315	-	-
Other operating revenues	223,864	7,435,350	6,791	1,444,934
Total operating revenues	<u>23,210,334</u>	<u>30,197,170</u>	<u>9,177,025</u>	<u>2,602,878</u>
Operating expenses:				
Personal services	8,109,019	7,025,023	4,599,860	1,690,150
Contract services	3,470,504	5,544,946	2,591,189	1,135,765
Materials and supplies	1,963,134	1,269,751	353,311	72,081
Benefit claim expenses	-	-	-	-
Insurance claims and expenses	269,647	78,885	6,979	22,896
Depreciation/amortization	4,147,590	2,215,907	355,937	70,550
Other	-	118,645	22,508	141,780
Total operating expenses	<u>17,959,894</u>	<u>16,253,157</u>	<u>7,929,784</u>	<u>3,133,222</u>
Operating income (loss)	<u>5,250,440</u>	<u>13,944,013</u>	<u>1,247,241</u>	<u>(530,344)</u>
Nonoperating revenues (expenses):				
Interest and fiscal charges	(494,347)	(1,589,339)	(336,605)	(634)
Gain on sale of capital assets	35,226	13,661	17,025	650
Interest income	6,682	-	482,364	-
Operating grants	-	-	43,692	-
Total nonoperating revenues (expenses)	<u>(452,439)</u>	<u>(1,575,678)</u>	<u>206,476</u>	<u>16</u>
Income (loss) before contributions	4,798,001	12,368,335	1,453,717	(530,328)
Transfer in	-	-	-	-
Capital contributions	4,140,464	681,892	-	-
Change in net position	8,938,465	13,050,227	1,453,717	(530,328)
Net position (deficit) at beginning of year	<u>92,532,688</u>	<u>89,656,488</u>	<u>3,511,079</u>	<u>1,027,672</u>
Net position (deficit) at end of year	<u>\$ 101,471,153</u>	<u>\$ 102,706,715</u>	<u>\$ 4,964,796</u>	<u>\$ 497,344</u>

Adjustment to reflect the consolidation of internal service funds activities related to enterprise funds.

Change in net position of business-type activities.

SEE ACCOMPANYING NOTES TO THE BASIC FINANCIAL STATEMENTS

<u>Total</u>	<u>Governmental Activities - Internal Service Funds</u>
\$ 56,035,776	\$ 18,682,394
40,692	-
9,110,939	5,620,053
<u>65,187,407</u>	<u>24,302,447</u>
21,424,052	597,938
12,742,404	1,377,981
3,658,277	10,831
-	4,965,445
378,407	15,489,046
6,789,984	-
282,933	3,364
<u>45,276,057</u>	<u>22,444,605</u>
<u>19,911,350</u>	<u>1,857,842</u>
(2,420,925)	-
66,562	-
489,046	-
43,692	-
<u>(1,821,625)</u>	<u>-</u>
18,089,725	1,857,842
-	50,000
<u>4,822,356</u>	<u>-</u>
22,912,081	1,907,842
	<u>(6,746,770)</u>
	<u>\$ (4,838,928)</u>
<u>428,235</u>	
<u>\$ 23,340,316</u>	

**CITY OF CANTON
STARK COUNTY, OHIO**

STATEMENT OF CASH FLOWS
PROPRIETARY FUNDS
FOR THE YEAR ENDED DECEMBER 31, 2023

	Business-type Activities - Enterprise Funds			
	Water Operating Fund	Sewer Operating Fund	Refuse Operating Fund	Nonmajor Enterprise Fund
Cash flows from operating activities:				
Cash received from charges for services	\$ 23,084,714	\$ 22,823,218	\$ 9,138,371	\$ 1,156,090
Cash received from rents	24,985	10,998	-	-
Cash received from other operations	224,084	7,435,136	6,791	1,452,162
Cash payments for personal services	(7,908,781)	(6,911,649)	(4,518,388)	(1,632,172)
Cash payments for contractual services	(3,866,772)	(5,012,117)	(2,444,597)	(1,102,804)
Cash payments for materials and supplies	(2,901,202)	(1,662,063)	(383,875)	(75,304)
Cash payments for claims	(269,647)	(78,885)	(6,979)	(22,896)
Cash payments for insurance claims	-	-	-	-
Cash payments for benefits claims	-	-	-	-
Cash payments for other expenses	(37,396)	(90,934)	(22,873)	(4,635)
Net cash provided by (used in) operating activities	<u>8,349,985</u>	<u>16,513,704</u>	<u>1,768,450</u>	<u>(229,559)</u>
Cash flows from noncapital financing activities:				
Cash received from operating grants	-	-	42,090	-
Cash received from transfers in	-	-	-	-
Net cash provided by noncapital financing activities	<u>-</u>	<u>-</u>	<u>42,090</u>	<u>-</u>
Cash flows from capital and related financing activities:				
Acquisition of capital assets	(28,517,639)	(5,994,352)	(2,168,564)	(26,786)
Capital contributions	4,140,464	681,892	-	-
Proceeds from sale of capital assets	35,226	27,936	17,025	650
Proceeds of loans	20,239,627	3,698,204	-	-
Principal paid on bonds	-	-	(535,807)	-
Interest paid on bonds	-	-	(316,145)	-
Principal paid on financed purchase note payable	-	-	(142,764)	-
Interest paid on financed purchase note payable	-	-	(21,862)	-
Principal paid on lease payable	-	-	-	(3,825)
Interest paid on lease payable	-	-	-	(634)
Principal paid on SBITA payable	(27,535)	(24,882)	-	-
Interest paid on SBITA payable	(1,332)	(1,203)	-	-
Principal paid on OPWC loans	(460,424)	(5,764)	-	-
Principal paid on OWDA loans	(1,894,327)	(3,706,935)	-	-
Interest paid on OWDA loans	(492,567)	(1,587,731)	-	-
Net cash (used in) capital and related financing activities	<u>(6,978,507)</u>	<u>(6,912,835)</u>	<u>(3,168,117)</u>	<u>(30,595)</u>
Cash flows from investing activities:				
Interest received	6,745	-	480,528	-
Net cash provided by investing activities	<u>6,745</u>	<u>-</u>	<u>480,528</u>	<u>-</u>
Net increase (decrease) in cash and cash equivalents	1,378,223	9,600,869	(877,049)	(260,154)
Cash and cash equivalents at beginning of year	22,640,223	23,639,742	12,823,961	1,498,770
Cash and cash equivalents at end of year	<u>\$ 24,018,446</u>	<u>\$ 33,240,611</u>	<u>\$ 11,946,912</u>	<u>\$ 1,238,616</u>

<u>Total</u>	<u>Governmental Activities - Internal Service Funds</u>
\$ 56,202,393	\$ 18,682,394
35,983	-
9,118,173	5,349,191
(20,970,990)	(268,332)
(12,426,290)	(1,377,981)
(5,022,444)	(10,831)
(378,407)	-
-	(18,192,177)
-	(4,310,199)
(155,838)	(3,364)
<u>26,402,580</u>	<u>(131,299)</u>
42,090	-
-	50,000
<u>42,090</u>	<u>50,000</u>
(36,707,341)	-
4,822,356	-
80,837	-
23,937,831	-
(535,807)	-
(316,145)	-
(142,764)	-
(21,862)	-
(3,825)	-
(634)	-
(52,417)	-
(2,535)	-
(466,188)	-
(5,601,262)	-
(2,080,298)	-
<u>(17,090,054)</u>	<u>-</u>
487,273	-
487,273	-
9,841,889	(81,299)
60,602,696	4,564,420
<u>\$ 70,444,585</u>	<u>\$ 4,483,121</u>

- (Continued)

**CITY OF CANTON
STARK COUNTY, OHIO**

STATEMENT OF CASH FLOWS
PROPRIETARY FUNDS (CONTINUED)
FOR THE YEAR ENDED DECEMBER 31, 2023

	Business-type Activities - Enterprise Funds			
	Water Operating Fund	Sewer Operating Fund	Refuse Operating Fund	Nonmajor Enterprise Fund
Reconciliation of operating income (loss) to net cash provided by (used in) operating activities:				
Operating income (loss)	\$ 5,250,440	\$ 13,944,013	\$ 1,247,241	\$ (530,344)
Adjustments:				
Depreciation/amortization	4,147,590	2,215,907	355,937	70,550
Changes in assets and liabilities:				
(Increase) decrease in accounts receivable	128,844	72,182	(31,863)	5,374
(Increase) in materials and supplies inventory	(557,945)	(394,534)	-	-
(Increase) decrease in prepayments	84,476	(81,358)	938	209
Decrease in due from other funds	-	-	-	-
Decrease in due from other governments	-	-	-	-
Decrease in due from component units	-	-	-	-
Increase (decrease) in accounts payable	(801,147)	562,211	112,349	165,641
Increase (decrease) in accrued wages and benefits	(7,452)	7,421	(9,487)	3,384
Increase (decrease) in due to other funds	1,530	2,481	2,850	(3,470)
Increase (decrease) in due to other governments	(13,791)	1,698	(1,465)	75
Increase in payroll withholding payable	8,061	8,066	3,314	1,690
Decrease in lease receivable	24,099	-	-	-
(Decrease) in deferred inflow - leases	(29,494)	-	-	-
Decrease in net pension asset	60,476	56,174	32,741	9,771
Decrease in net OPEB asset	1,042,308	933,124	568,323	199,013
(Increase) in deferred outflows of resources - pension	(2,333,068)	(1,939,015)	(1,256,006)	(509,238)
(Increase) in deferred outflows of resources - OPEB	(555,408)	(476,037)	(301,068)	(115,900)
(Decrease) in deferred inflows of resources - pension	(3,360,671)	(2,926,761)	(1,843,563)	(698,715)
(Decrease) in deferred inflows of resources - OPEB	(1,074,034)	(951,051)	(588,173)	(205,282)
Increase in net pension liability	6,141,686	5,309,994	3,370,421	1,337,220
Increase in net OPEB liability	193,485	169,189	105,961	40,463
Increase in compensated absences payable	-	-	-	-
(Decrease) in claims payable	-	-	-	-
Net cash provided by (used in) operating activities	<u>\$ 8,349,985</u>	<u>\$ 16,513,704</u>	<u>\$ 1,768,450</u>	<u>\$ (229,559)</u>

Non-Cash Transactions:

As of December 31, 2023, the water operating fund, sewer operating fund, and refuse operating fund had purchased \$1,453,029, \$3,024,237, and \$1,993,858 in capital assets on account, respectively.

As of December 31, 2022, the water operating fund, sewer operating fund, refuse operating fund, and nonmajor enterprise fund had purchased \$972,658, \$1,904,743, \$102,031 and \$13,393, in capital assets on account, respectively.

During 2023, the Sewer fund reported a \$483,577 receivable for OWDA loan proceeds disbursed by OWDA, but not received by the City by year-end.

During 2022, the Water fund and Sewer fund reported a \$79,759 and \$35,346 receivable, respectively, for OWDA loan proceeds disbursed by OWDA, but not received by the City by year-end.

SEE ACCOMPANYING NOTES TO THE BASIC FINANCIAL STATEMENTS

<u>Total</u>	<u>Governmental Activities - Internal Service Funds</u>
\$ 19,911,350	\$ 1,857,842
6,789,984	-
174,537	(270,916)
(952,479)	-
4,265	6,544
-	26,531
-	54
-	31,668
39,054	(2,060,460)
(6,134)	61,423
3,391	-
(13,483)	9,129
21,131	12,022
24,099	-
(29,494)	-
159,162	-
2,742,768	-
(6,037,327)	-
(1,448,413)	-
(8,829,710)	-
(2,818,540)	-
16,159,321	-
509,098	-
-	718,514
-	(523,650)
<u>\$ 26,402,580</u>	<u>\$ (131,299)</u>

**CITY OF CANTON
STARK COUNTY, OHIO**

STATEMENT OF FIDUCIARY NET POSITION
FIDUCIARY FUNDS
DECEMBER 31, 2023

	Private-Purpose Trust	Custodial
Assets:		
Equity in pooled cash and cash equivalents	\$ -	\$ 931,561
Cash and cash equivalents in segregated accounts	34,391	140,618
Investments in segregated accounts	168,450	-
Receivables (net of allowances for uncollectibles):		
Accounts	-	9,163
Total assets	202,841	1,081,342
Liabilities:		
Due to other governments	-	140,618
Total liabilities	-	140,618
Net position:		
Restricted for individuals, organizations and other governments	202,841	940,724
Total net position	\$ 202,841	\$ 940,724

SEE ACCOMPANYING NOTES TO THE BASIC FINANCIAL STATEMENTS

**CITY OF CANTON
STARK COUNTY, OHIO**

STATEMENT OF CHANGES IN FIDUCIARY NET POSITION
FIDUCIARY FUNDS
FOR THE YEAR ENDED DECEMBER 31, 2023

	Private-Purpose Trust	Custodial
Additions:		
Fines and forfeitures for other governments	\$ -	\$ 1,072,023
Property tax collection for other governments	-	1,918,210
Earnings on investments	36,355	-
Total additions	36,355	2,990,233
Deductions:		
Fines and forfeitures distributions to other governments	-	1,071,761
Property tax distributions to other governments	-	1,032,839
Total deductions	-	2,104,600
Net change in fiduciary net position	36,355	885,633
Net position beginning of year	166,486	55,091
Net position end of year	\$ 202,841	\$ 940,724

SEE ACCOMPANYING NOTES TO THE BASIC FINANCIAL STATEMENTS

THIS PAGE IS INTENTIONALLY LEFT BLANK

**CITY OF CANTON
STARK COUNTY, OHIO**

NOTES TO THE BASIC FINANCIAL STATEMENTS
FOR THE YEAR ENDED DECEMBER 31, 2023

NOTE 1 - DESCRIPTION OF THE CITY AND REPORTING ENTITY

The City of Canton (the “City”) is a municipal corporation incorporated under the laws of the State of Ohio. The City operates under a Mayor-Council form of government. The Mayor and Council are elected. The City provides police and fire protection, emergency medical, parks and recreation, planning, zoning, street maintenance and repair, refuse collection and general administrative services to the citizens of the City.

Reporting Entity

The City’s reporting entity has been defined in accordance with GASB Statement No. 14, “The Financial Reporting Entity” as amended by GASB Statement No. 39, “Determining Whether Certain Organizations Are Component Units” and GASB Statement No. 61, “The Financial Reporting Entity: Omnibus an Amendment of GASB Statements No. 14 and No. 34”. The reporting entity is comprised of the primary government, component units and other organizations that are included to ensure that financial statements are not misleading. A primary government consists of all funds, departments, boards and agencies that are not legally separate from the City. The primary government of the City includes City departments and agencies that provide the following services: police protection, firefighting and prevention, street maintenance and repairs, building inspection, parks and recreation, water, sewer and sanitation.

Component units are legally separate organizations for which the City is financially accountable. The City is financially accountable for an organization if the City appoints a voting majority of the organization’s Governing Board and (1) the City is able to significantly influence the programs or services performed or provided by the organization; or (2) the City is legally entitled to or can otherwise access the organization’s resources; or (3) the City is legally obligated or has otherwise assumed the responsibility to finance the deficits of, or provide financial support to, the organization; or (4) the City is obligated for the debt of the organization. Component units may also include organizations that are fiscally dependent on the City in that the City approves the budget, the issuance of debt or the levying of taxes. Certain organizations are also included as component units if the nature and significance of the relationship between the primary government and the organization is such that exclusion by the primary government would render the primary government’s financial statements incomplete or misleading. Based upon the application of these criteria, the City has two component units, the Canton Community Improvement Corporation (CCIC) and the Canton City Board of Health (BOH). The City has the voting majority on the CCIC’s Board with no other subdivisions having any representation, and the CCIC is completely dependent on the City for financial support. The City appoints all board members of the BOH and the BOH is dependent of the City for financial support. The City reports the financial status of the CCIC and BOH as discreetly presented component units in its basic financial statements. A complete copy of the CCIC and BOH financial statements can be obtained by contacting the City’s Community and Economic Development Department and Health Director, respectively. See Note 17 for detail.

The City is associated with the Stark Area Regional Transit Authority, the Stark Council of Governments and the Stark County Regional Planning Commission as jointly governed organizations: Downtown Canton Partnership, and the Downtown Canton Special Improvement District as joint ventures. See Notes 15 and 16 for detail.

NOTE 2 - SUMMARY OF SIGNIFICANT ACCOUNTING POLICIES

The basic financial statements of the City have been prepared in conformity with generally accepted accounting principles (GAAP) as applied to local governmental units. The Governmental Accounting Standards Board (GASB) is the accepted standard-setting body for establishing governmental accounting and financial reporting principles.

The most significant of the City’s accounting policies are described below.

A. Basis of Presentation

The City’s basic financial statements consist of government-wide statements, including a statement of net position and a statement of activities, and fund financial statements, which provide a more detailed level of financial information.

**CITY OF CANTON
STARK COUNTY, OHIO**

NOTES TO THE BASIC FINANCIAL STATEMENTS
FOR THE YEAR ENDED DECEMBER 31, 2023

NOTE 2 - SUMMARY OF SIGNIFICANT ACCOUNTING POLICIES - (Continued)

Government-Wide Financial Statements

The statement of net position and the statement of activities display information about the City as a whole. These statements include the financial activities of the primary government, except for fiduciary funds. The activity of the internal service fund is eliminated to avoid “doubling up” revenues and expenses. The statements distinguish between those activities of the City that are governmental and those that are considered business-type activities.

The statement of net position presents the financial condition of the governmental and business-type activities of the City at year-end. The statement of activities presents a comparison between direct expenses and program revenues for each program or function of the City’s governmental activities and for the business-type activities of the City. Direct expenses are those that are specifically associated with a service, program or department and therefore are clearly identifiable to a particular function. Program revenues include charges paid by the recipient of the goods or services offered by the program, grants and contributions that are restricted to meeting the operational or capital requirements of a particular program and interest earned on grants that is required to be used to support a particular program. Revenues, which are not classified as program revenues, are presented as general revenues of the City, with certain limited exceptions. The comparison of direct expenses with program revenues identifies the extent to which each business segment or governmental function is self-financing or draws from the general revenues of the City.

As a general rule, the effect of interfund activity has been eliminated from the government-wide financial statements. The only exception is for contributions from the City’s Water, Sewer and Refuse Departments to the City’s Motor Vehicle Department, Computer Department, and the City’s vehicle self-insurance fund. Activities of these three divisions are included with the governmental activities, thus any contributions and corresponding expenses from other governmental funds are eliminated. This activity remains in the business-type activities in order to not distort the direct costs and program revenues reported for all of the functions involved.

Fund Financial Statements - During the year, the City segregates transactions related to certain City functions or activities in separate funds to aid financial management and to demonstrate legal compliance. Fund financial statements are designed to present financial information of the City at this more detailed level. The focus of governmental and enterprise fund financial statements is on major funds. Each major fund is presented in a separate column. Nonmajor funds are aggregated and presented in a single column. The internal service fund is presented in a single column on the face of the proprietary fund statements. Fiduciary funds are reported by type.

B. Fund Accounting

The City uses funds to maintain its financial records during the year. A fund is defined as a fiscal and accounting entity with a self-balancing set of accounts. There are three categories of funds: governmental, proprietary and fiduciary.

Governmental Funds - Governmental funds are those through which most governmental functions typically are financed. Governmental fund reporting focuses on the sources, uses and balances of current financial resources. Expendable assets are assigned to the various governmental funds according to the purposes for which they may or must be used. Current liabilities are assigned to the fund from which they will be paid. The difference between governmental fund assets and liabilities is reported as fund balance. The following are the City’s major governmental funds:

General fund - The general fund accounts for all financial resources except those required to be accounted for in another fund. The general fund balance is available to the City for any purpose provided it is expended or transferred according to the general laws of Ohio.

Community and economic development fund - To account for HUD community and economic development block grant money used for the acquisition of real property, administrative costs, public facilities, and the rehabilitation of real property.

**CITY OF CANTON
STARK COUNTY, OHIO**

NOTES TO THE BASIC FINANCIAL STATEMENTS
FOR THE YEAR ENDED DECEMBER 31, 2023

NOTE 2 - SUMMARY OF SIGNIFICANT ACCOUNTING POLICIES - (Continued)

American Rescue Plan Act (ARPA) fund - To account for federal grant revenues and expenditures to combat and reduce the effects of the COVID-19 pandemic.

Comprehensive Plan Implementation fund - To account for income tax revenues associated for economic and downtown area development, jobs creation, and expansion and retention.

Capital projects fund - To account for the City's capital projects and expenditures of 18 percent of the net income tax receipts.

Motor vehicle purchase fund - To account for the purchase and maintenance of the City's vehicles and expenditures of 4 percent of the net income tax receipts.

Nonmajor governmental funds of the City are used to account for (a) financial resources that are restricted, committed, or assigned to expenditures for capital outlays including the acquisition or construction of capital facilities and other capital assets, (b) specific revenue sources that are restricted or committed to an expenditure for specified purposes other than debt service or capital projects and (c) financial resources that are restricted, committed, or assigned to expenditure for principal and interest.

Proprietary Funds - Proprietary fund reporting focuses on changes in net position, financial position and cash flows. Proprietary funds are classified as either enterprise or internal service.

Enterprise Funds - Enterprise funds may be used to account for any activity for which a fee is charged to external users for goods or services. The following are the City's major enterprise funds:

Water operating fund - The water operating enterprise fund accounts for the provision of water treatment and distribution to its residential and commercial users located within the City, and surrounding communities.

Sewer operating fund - The sewer operating enterprise fund accounts for the provision of sanitary sewer service to the residents and commercial users located within the City, and several surrounding communities.

Refuse operating fund - The refuse operating enterprise fund accounts for the provision of trash collection to the residents and commercial users located in the City.

The City's nonmajor enterprise fund is used to account for the provision of building code services.

Internal Service Funds - Internal service funds account for the financing of services provided by one department or agency to other departments or agencies of the City on a cost-reimbursement basis. The City's internal service funds report on a self-insurance program for employee medical benefits, compensated absences, and the City's retrospective rating worker's compensation benefits.

Fiduciary Funds - Fiduciary fund reporting focuses on net position and changes in net position. The fiduciary fund category is split into four classifications: pension trust funds, investment trust funds, private-purpose trust funds and custodial funds. Trust funds are distinguished from custodial funds by the existence of a trust agreement or equivalent arrangements that have certain characteristics. Custodial funds are used to report fiduciary activities that are not required to be reported in a trust fund.

The City's only trust fund is a private-purpose trust fund established to account for monies donated to assist the poor of the City. The custodial funds account for building permit fees collected on behalf of the State, municipal court collections that are distributed to various local governments, collection of property taxes to be distributed to the Special Improvement District Board, and the collection and disbursement of JEDD income taxes.

**CITY OF CANTON
STARK COUNTY, OHIO**

NOTES TO THE BASIC FINANCIAL STATEMENTS
FOR THE YEAR ENDED DECEMBER 31, 2023

NOTE 2 - SUMMARY OF SIGNIFICANT ACCOUNTING POLICIES - (Continued)

C. Measurement Focus

Government-Wide Financial Statements - The government-wide financial statements are prepared using the economic resources measurement focus. All non-fiduciary assets and deferred outflows of resources and liabilities and deferred inflows of resources associated with the operation of the City are included on the statement of net position.

Fund Financial Statements - All governmental funds are accounted for using a flow of current financial resources measurement focus. With this measurement focus, only current assets and deferred outflows of resources and current liabilities and deferred inflows of resources generally are included on the balance sheet. The statement of revenues, expenditures and changes in fund balances reports on the sources (i.e., revenues and other financing sources) and uses (i.e., expenditures and other financing uses) of current financial resources. This approach differs from the manner in which the governmental activities of the government-wide financial statements are prepared. Governmental fund financial statements therefore include a reconciliation with brief explanations to better identify the relationship between the government-wide statements and the statements for governmental funds.

Like the government-wide statements, all proprietary funds and fiduciary funds are accounted for on a flow of economic resources measurement focus. All assets and deferred outflows of resources and all liabilities and deferred inflows of resources associated with the operation of these funds are included on the statement of net position. The statement of changes in fund net position presents increases (i.e., revenues) and decreases (i.e., expenses) in total net position. For proprietary funds, the statement of cash flows provides information about how the City finances and meets the cash flow needs of its proprietary activities.

In fiduciary funds, a liability to the beneficiaries of the fiduciary activity is recognized when an event has occurred that compels the government to disburse fiduciary resources. Fiduciary fund liabilities other than those to beneficiaries are recognized using the economic resources measurement focus.

Fiduciary funds present a statement of changes in fiduciary net position which reports additions to and deductions from custodial funds.

D. Basis of Accounting

Basis of accounting determines when transactions are recorded in the financial records and reported on the financial statements. Government-wide financial statements are prepared using the accrual basis of accounting. Governmental funds use the modified accrual basis of accounting. Proprietary and fiduciary funds also use the accrual basis of accounting. Differences in the accrual and modified accrual basis of accounting arise in the recognition of revenue, the recording of deferred inflows and in the presentation of expenses versus expenditures.

Revenues - Exchange and Non-exchange Transactions - Revenue resulting from exchange transactions, in which each party gives and receives essentially equal value, is recorded on the accrual basis when the exchange takes place. On a modified accrual basis, revenue is recorded in the fiscal year in which the resources are measurable and become available. Available means that the resources will be collected within the current fiscal year or are expected to be collected soon enough thereafter to be used to pay liabilities of the current fiscal year. For the City, available means expected to be received within sixty days of year-end.

**CITY OF CANTON
STARK COUNTY, OHIO**

NOTES TO THE BASIC FINANCIAL STATEMENTS
FOR THE YEAR ENDED DECEMBER 31, 2023

NOTE 2 - SUMMARY OF SIGNIFICANT ACCOUNTING POLICIES - (Continued)

Nonexchange transactions, in which the City receives value without directly giving equal value in return, include income taxes, property taxes, grants, entitlements and donations. On an accrual basis, revenue from property taxes is recognized in the year for which the taxes are levied (see Note 5.A). Revenue from income taxes is recognized in the period in which the income is earned (see Note 5.B). Revenue from grants, entitlements and donations is recognized in the year in which all eligibility requirements have been satisfied. Eligibility requirements include timing requirements, which specify the year when the resources are required to be used or the year when use is first permitted, matching requirements, in which the City must provide local resources to be used for a specified purpose, and expenditure requirements, in which the resources are provided to the City on a reimbursement basis. On a modified accrual basis, revenue from nonexchange transactions must also be available before it can be recognized.

Under the modified accrual basis, the following revenue sources are considered to be both measurable and available at year-end: income tax, delinquent property tax, state-levied locally shared taxes (including gasoline tax), fines and forfeitures, interest, and fees.

Deferred Outflows of Resources and Deferred Inflows of Resources - In addition to assets, the government-wide statement of net position will report a separate section for deferred outflows of resources. Deferred outflows of resources represent a consumption of net assets that applies to a future period and will not be recognized as an outflow of resources (expense/expenditure) until then. See Notes 13 and 14 for deferred outflows of resources related to net pension liability/asset and net OPEB liability, respectively.

In addition to liabilities, both the government-wide statement of net position and the governmental fund financial statements report a separate section for deferred inflows of resources. Deferred inflows of resources represent an acquisition of net assets that applies to a future period and will not be recognized as an inflow of resources (revenue) until that time. Deferred inflows of resources include property taxes and unavailable revenue. Property taxes represent amounts for which there is an enforceable legal claim as of December 31, 2023, but which were levied to finance 2024 operations. These amounts have been recorded as a deferred inflow of resources on both the government-wide statement of net position and the governmental fund financial statements. Unavailable revenue is reported only on the governmental funds balance sheet and represents receivables which will not be collected within the available period. Unavailable revenue includes, but is not limited to, income taxes, delinquent property taxes and intergovernmental grants. These amounts are deferred and recognized as an inflow of resources in the period the amounts become available. The deferred inflow of resources for leases is related to the lease receivable and is being amortized to lease revenue in a systematic and rational manner over the term of the lease.

See Notes 13 and 14 for deferred inflows of resources related to net pension liability/asset and net OPEB liability, respectively. These deferred inflows of resources are only reported on the government-wide statement of net position.

Expenses/Expenditures - On the accrual basis of accounting, expenses are recognized at the time they are incurred.

The measurement focus of governmental fund accounting is on decreases in net financial resources (expenditures) rather than expenses. Expenditures are generally recognized in the accounting period in which the related fund liability is incurred, if measurable. Allocations of cost, such as depreciation and amortization, are not recognized in governmental funds.

**CITY OF CANTON
STARK COUNTY, OHIO**

NOTES TO THE BASIC FINANCIAL STATEMENTS
FOR THE YEAR ENDED DECEMBER 31, 2023

NOTE 2 - SUMMARY OF SIGNIFICANT ACCOUNTING POLICIES - (Continued)

E. Appropriations

A temporary appropriation ordinance to control expenditures may be passed on or about January 1 of each year for the period January 1 to March 31. An annual appropriation ordinance must be passed by April 1 of each year, for the period January 1 to December 31. The legal level of budgetary control, established by the appropriation ordinance, fixes spending authority at the account level split between salary and non-salary line items within each department within each fund. Any budgetary modifications at this level or above may only be made by resolution of the City Council. The appropriation ordinance may be amended during the year by action of Council, as new information becomes available, provided that total fund appropriations do not exceed current estimated resources, as certified.

F. Lapsing of Appropriations

At the close of each year, the unencumbered balance of each appropriation reverts to the respective fund from which it was appropriated and becomes subject to future appropriations. The encumbered appropriation balance is carried forward to the succeeding fiscal year and is not re-appropriated.

G. Cash and Cash Equivalents

To improve cash management, cash received by the City is pooled. Monies for all funds, except the private-purpose trust fund and funds requiring that interest proceeds follow the invested principal, are maintained in this pool. Individual fund integrity is maintained through the City's records.

The City utilizes financial institutions to service bonded debt as principal and interest come due. At year end, the balances in these accounts are presented as "cash with fiscal agent" on the City's financial statements.

The City has segregated bank and investment accounts for monies held separate from the City's central bank account related to the private-purpose trust fund and the municipal court custodial fund. These monies are presented in the statement of fiduciary net position as "cash and cash equivalents in segregated accounts" and "investments in segregated accounts" since they are not required to be deposited into the City treasury.

During 2023, investments were limited to Federal National Mortgage Association (FNMA) securities, Federal Farm Credit Bank (FFCB) securities, Federal Home Loan Mortgage Corporation (FHLMC) securities, Federal Home Loan Bank (FHLB) securities, Negotiable certificates of deposit (Negotiable CDs), Commercial Paper, U.S. Treasury Notes, STAR Ohio, and U.S. Government Money Market Mutual Funds. Except for STAR Ohio and nonparticipating investment contracts, investments are reported at fair value which is based on quoted market prices. Nonparticipating investment contracts, such as repurchase agreements, are reported at cost.

During 2023, the City invested in STAR Ohio. STAR Ohio is an investment pool managed by the State Treasurer's Office which allows governments within the State to pool their funds for investment purposes. STAR Ohio is not registered with the SEC as an investment company, but has adopted Governmental Accounting Standards Board (GASB), Statement No. 79, "Certain External Investment Pools and Pool Participants." The City measures its investment in STAR Ohio at the net asset value (NAV) per share provided by STAR Ohio. The NAV per share is calculated on an amortized cost basis that provides NAV per share that approximates fair value.

For 2023, there were no limitations or restrictions on any participant withdrawals due to redemption notice periods, liquidity fees, or redemption gates. However, 24 hours advance notice for deposits and withdrawals of \$100 million or more is encouraged. STAR Ohio reserves the right to limit the transaction to \$250 million, requiring the excess amount to be transacted the following business day(s), but only to the \$250 million limit. All accounts of the participant will be combined for these purposes.

**CITY OF CANTON
STARK COUNTY, OHIO**

NOTES TO THE BASIC FINANCIAL STATEMENTS
FOR THE YEAR ENDED DECEMBER 31, 2023

NOTE 2 - SUMMARY OF SIGNIFICANT ACCOUNTING POLICIES - (Continued)

Investment procedures are restricted by the provisions of the Ohio Revised Code. Interest revenue credited to the general fund during 2023 amounted to \$3,389,718, which includes \$3,058,109, assigned from other City funds.

For purposes of the statement of cash flows and for presentation on the statement of net position and the balance sheet, investments with an original maturity of three months or less and investments of the cash management pool are considered to be cash equivalents.

H. Inventory

On government-wide financial statements, inventories of supplies are presented at cost and inventories held for resale are reported at the lower of cost or market. Inventories are recorded on a first-in, first-out basis and are expensed when used.

On fund financial statements, inventories of governmental funds are stated at cost while inventories held for resale of proprietary funds are stated at the lower of cost or market and supplies of proprietary funds are reported at cost. For all funds, cost is determined on a first-in, first-out basis. Inventory in governmental funds consists of expendable supplies held for consumption. The cost of inventory items is recorded as an expenditure in the governmental fund types when purchased. Inventories of the proprietary funds are expensed when used.

I. Prepaid Items

Payments made to vendors for services that will benefit periods beyond December 31, 2023, are recorded as prepaid items using the consumption method by recording a current asset for the prepaid amount and reflecting the expenditure/expense in the year in which it was consumed.

J. Capital Assets

General capital assets are those assets not specifically related to activities reported in the proprietary funds. These assets generally result from expenditures in the governmental funds. These assets are reported in the governmental activities column of the government-wide statement of net position, but are not reported in the fund financial statements. Capital assets utilized by the proprietary funds are reported both in the business-type activities column of the government-wide statement of net position and in the respective funds.

All capital assets are capitalized at cost (or estimated historical cost) and updated for additions and retirements during the year. Donated capital assets are recorded at their acquisition values as of the date received. The City maintains a capitalization threshold of five thousand dollars. The City's infrastructure consists of bridges, culverts, storm sewers, streets, streetlights, traffic signals, water lines and sewer lines. Improvements are capitalized; the costs of normal maintenance and repairs that do not add to the value of the asset or materially extend an asset's life are not. Interest incurred during the construction of enterprise capital assets is also capitalized.

All reported capital assets are depreciated except for land and construction in progress. Improvements are depreciated over the remaining useful lives of the related capital assets. Useful lives for infrastructure were estimated based on the City Engineer's interpretation of historical records of necessary improvements and replacement. Depreciation is computed using the straight-line method over the following useful lives:

**CITY OF CANTON
STARK COUNTY, OHIO**

NOTES TO THE BASIC FINANCIAL STATEMENTS
FOR THE YEAR ENDED DECEMBER 31, 2023

NOTE 2 - SUMMARY OF SIGNIFICANT ACCOUNTING POLICIES - (Continued)

Description	Governmental Activities Estimated Lives	Business-Type Activities Estimated Lives
Buildings and structures	10 to 45 years	10 to 45 years
Vehicles and equipment	10 to 15 years	10 to 15 years
Infrastructure	10 to 50 years	10 to 50 years
Intangible right to use assets	5 to 30 years	5 years

The City is reporting intangible right to use assets related to leased equipment, buildings, and Subscription Based Information Technology Agreements (SBITAs). The intangible assets are being amortized in a systematic and rational manner of the shorter of the lease/SBITA term or the useful life of the underlying asset.

K. Interfund Balances

On fund financial statements, interfund loans are classified as “due to/from other funds” on the balance sheet. Long-term interfund loans are classified as “advances to other funds”. These amounts are eliminated in the governmental and business-type activities columns of the statement of net position, except for any net residual amounts due between governmental and business-type activities, which are presented as internal balances.

L. Compensated Absences

The City reports compensated absences in accordance with the provisions of GASB Statement No. 16, “Accounting for Compensated Absences.” Vacation benefits are accrued as a liability as the benefits are earned if the employees’ rights to receive compensation are attributable to services already rendered and it is probable that the employer will compensate the employees for the benefits through paid time off or some other means. The City records a liability for accumulated unused vacation time when earned for all eligible employees with more than one year of service.

Sick leave benefits are accrued as a liability using the termination method. An accrual for unused earned sick leave is made to the extent that it is probable that benefits will result in termination payments. The liability is an estimate based on the City’s past experience of making termination payments.

The entire compensated absence liability is reported on the government-wide financial statements.

M. Accrued Liabilities and Long-Term Obligations

All payables, accrued liabilities and long-term obligations are reported in the government-wide financial statements, and all payables, accrued liabilities and long-term obligations payable from proprietary funds are reported on the proprietary fund financial statements.

In general, governmental fund payables and accrued liabilities that, once incurred, are paid in a timely manner and in full from current financial resources are reported as obligations of the funds. However, claims and judgments, and compensated absences that will be paid from governmental funds are reported as a liability in the fund financial statements only to the extent that they are due for payment during the current year. Notes, leases, SBITAs and long-term loans are recognized as a liability on the fund financial statements when due. Net pension/OPEB liability should be recognized in the governmental funds to the extent that benefit payments are due and payable and the pension/OPEB plan’s fiduciary net position is not sufficient for payment of those benefits.

**CITY OF CANTON
STARK COUNTY, OHIO**

NOTES TO THE BASIC FINANCIAL STATEMENTS
FOR THE YEAR ENDED DECEMBER 31, 2023

NOTE 2 - SUMMARY OF SIGNIFICANT ACCOUNTING POLICIES - (Continued)

N. Fund Balance

Fund balance is divided into five classifications based primarily on the extent to which the City is bound to observe constraints imposed upon the use of the resources in the governmental funds. The classifications are as follows:

Nonspendable The nonspendable fund balance category includes amounts that cannot be spent because they are not in spendable form, or legally or contractually required to be maintained intact. The “not in spendable form” criterion includes items that are not expected to be converted to cash. It also includes the long-term amount of loan receivable in the general fund.

Restricted Fund balance is reported as restricted when constraints placed on the use of resources are either externally imposed by creditors (such as through debt covenants), grantors, contributors, or laws or regulations of other governments or is imposed by law through constitutional provisions or enabling legislation (City ordinances).

Enabling legislation authorizes the City to assess, levy, charge, or otherwise mandate payment of resources (from external resource providers) and includes a legally enforceable requirement that those resources be used only for the specific purposes stipulated in the legislation. Legal enforceability means that the City can be compelled by an external party-such as citizens, public interest groups, or the judiciary to use resources created by enabling legislation only for the purposes specified by the legislation.

Committed The committed fund balance classification includes amounts that can be used only for the specific purposes imposed by formal action (ordinance) of City Council. Those committed amounts cannot be used for any other purpose unless City Council removes or changes the specified use by taking the same type of action (ordinance) it employed to previously commit those amounts. In contrast to fund balance that is restricted by enabling legislation, committed fund balance classification may be redeployed for other purposes with appropriate due process. Constraints imposed on the use of committed amounts are imposed by City Council, separate from the authorization to raise the underlying revenue; therefore, compliance with these constraints are not considered to be legally enforceable. Committed fund balance also incorporates contractual obligations to the extent that existing resources in the fund have been specifically committed for use in satisfying those contractual requirements.

Assigned Amounts in the assigned fund balance classification are intended to be used by the City for specific purposes but do not meet the criteria to be classified as restricted or committed. In governmental funds other than the general fund, assigned fund balance represents the remaining amount that is not restricted or committed. In the general fund, assigned amounts represent intended uses established by policies of City Council, which includes giving the City Auditor the authority to constrain monies for intended purposes. When unassigned fund balance is a deficit in the general fund, assigned fund balance may not be presented in the general fund.

Unassigned Unassigned fund balance is the residual classification for the general fund and includes all spendable amounts not contained in the other classifications. In other governmental funds, the unassigned classification is used only to report a deficit balance resulting from overspending for specific purposes for which amounts had been restricted, committed, or assigned.

The City applies restricted resources first when expenditures are incurred for purposes for which either restricted or unrestricted (committed, assigned, and unassigned) amounts are available. Similarly, within unrestricted fund balance, committed resources are reduced first followed by assigned, and then unassigned amounts when expenditures are incurred for purposes for which amounts in any of the unrestricted fund balance classifications could be used.

**CITY OF CANTON
STARK COUNTY, OHIO**

NOTES TO THE BASIC FINANCIAL STATEMENTS
FOR THE YEAR ENDED DECEMBER 31, 2023

NOTE 2 - SUMMARY OF SIGNIFICANT ACCOUNTING POLICIES - (Continued)

O. Net Position

Net position represents the difference between assets and deferred outflows and liabilities and deferred inflows. Net position net investment in capital assets consists of capital assets, net of accumulated depreciation, reduced by the outstanding balances of any borrowing used for the acquisition, construction or improvement of those assets. Net position is reported as restricted when there are limitations imposed on their use either through the enabling legislation or through external restrictions imposed by creditors, grantors or laws or regulations of other governments. The City applies restricted resources first when an expense is incurred for the purposes for which both restricted and unrestricted net position is available.

P. Operating Revenues and Expenses

Operating revenues are those revenues that are generated directly from the primary activity of the proprietary funds. For the City, these revenues are primarily charges for services for water services, sewer treatment, and refuse collection for the enterprise funds, and the workers compensation, health insurance, and compensated absences claims for the internal service funds. Operating expenses are necessary costs incurred to provide the good or service that are the primary activity of the fund. All revenues and expenses not meeting these definitions are reported as nonoperating revenues and expenses.

Q. Contributions of Capital

Contributions of capital in proprietary fund financial statements arise from outside contributions of capital assets, tap-in fees to the extent they exceed the cost of the connection to the system, or from grants or outside contributions of resources restricted to capital acquisition and construction. During 2023, the City recognized capital contributions of \$4,140,464 in the water operating fund related to capital grants funding and \$681,892 in the sewer operating fund related to capital grant funding.

R. Interfund Activity

Transfers between governmental and business-type activities on the government-wide statements are reported in the same manner as general revenues.

Exchange transactions between funds are reported as revenues in the seller funds and as expenditures/expenses in the purchaser funds. Flows of cash or goods from one fund to another without a requirement for repayment are reported as interfund transfers. Interfund transfers are reported as other financing sources/uses in governmental funds and after non-operating revenues/expenses in business-type activities. Interfund transfers are eliminated when reported in the entity wide financial statements for both the governmental and business-type activities. Transactions that constitute reimbursements to a fund for expenditures or expenses initially made from it that are properly applicable to another fund are recorded as expenditures/expenses in the reimbursing fund, and as a reduction of expenditures/expenses in the fund that is reimbursed.

S. Extraordinary and Special Items

Extraordinary items are transactions or events that are both unusual in nature and infrequent in occurrence. Special items are transactions or events that are within the control of the City Administration and that are either unusual in nature or infrequent in occurrence. The City did not have an extraordinary or special item in 2023.

T. Estimates

The preparation of the financial statements in conformity with GAAP requires management to make estimates and assumptions that affect the amounts reported in the financial statements and accompanying notes. Actual results may differ from those estimates.

**CITY OF CANTON
STARK COUNTY, OHIO**

NOTES TO THE BASIC FINANCIAL STATEMENTS
FOR THE YEAR ENDED DECEMBER 31, 2023

NOTE 2 - SUMMARY OF SIGNIFICANT ACCOUNTING POLICIES - (Continued)

U. Pensions/Other Postemployment Benefits (OPEB)

For purposes of measuring the net pension asset, net pension/OPEB liability, net pension asset, net OPEB asset, deferred outflows of resources and deferred inflows of resources related pensions/OPEB, and pension/OPEB expense, information about the fiduciary net position of the pension/OPEB plans and additions to/deductions from their fiduciary net position have been determined on the same basis as they are reported by the pension/OPEB plan. For this purpose, benefit payments (including refunds of employee contributions) are recognized when due and payable in accordance with the benefit terms. The pension/OPEB plans report investments at fair value.

V. Unearned Revenue

Unearned revenue arises when resources are received by the City before it has a legal claim to them. In subsequent periods, when both revenue recognition criteria are met, or when the government has a legal claim to the resources, revenue is recognized.

NOTE 3 - ACCOUNTABILITY AND COMPLIANCE

A. Change in Accounting Principles

For 2023, the City has implemented GASB Statement No. 94, "Public-Private and Public-Public Partnerships and Availability Payment Arrangements", GASB Statement No. 96, "Subscription Based Information Technology Arrangements", certain questions and answers of GASB Implementation Guide 2021-1 and certain paragraphs of GASB Statement No. 99, "Omnibus 2022".

GASB Statement No. 94 is to improve financial reporting by addressing issues related to public-private and public partnership arrangements (PPPs). As used in this Statement, a PPP is an arrangement in which a government (the transferor) contracts with an operator (a governmental or nongovernmental entity) to provide public services by conveying control of the right to operate or use a nonfinancial asset, such as infrastructure or other capital asset (the underlying PPP asset), for a period of time in an exchange or exchange-like transaction. The implementation of GASB Statement No. 94 did not have an effect on the financial statements of the City.

GASB Statement No. 96 provides guidance on the accounting and financial reporting for subscription-based information technology arrangements (SBITAs) for government end users (governments). This Statement (1) defines a SBITA; (2) establishes that a SBITA results in a right-to-use subscription asset—an intangible asset—and a corresponding subscription liability; (3) provides the capitalization criteria for outlays other than subscription payments, including implementation costs of a SBITA; and (4) requires note disclosures regarding a SBITA. To the extent relevant, the standards for SBITAs are based on the standards established in Statement No. 87, Leases, as amended.

These changes were incorporated in the City's 2023 financial statements. The City recognized \$25,582 in governmental activities and \$106,417 in business-type activities in subscriptions payable at January 1, 2023; however, this entire amount was offset by the intangible asset, right-to-use subscription assets.

GASB Implementation Guide 2021-1 provides clarification on issues related to previously established GASB guidance. The implementation of GASB Implementation Guide 2021-1 did not have an effect on the financial statements of the City.

GASB Statement No. 99 is to enhance comparability in accounting and financial reporting and to improve the consistency of authoritative literature by addressing (1) practice issues that have been identified during implementation and application of certain GASB Statements and (2) accounting and financial reporting for financial guarantees. The implementation of GASB Statement No. 99 did not have an effect on the financial statements of the City.

**CITY OF CANTON
STARK COUNTY, OHIO**

NOTES TO THE BASIC FINANCIAL STATEMENTS
FOR THE YEAR ENDED DECEMBER 31, 2023

NOTE 3 - ACCOUNTABILITY AND COMPLIANCE - (Continued)

B. Deficit Fund Balances

Fund balances at December 31, 2023 included the following individual fund deficits:

	<u>Deficit</u>
<u>Nonmajor governmental funds</u>	
Law enforcement block grant	\$ 14,517
Police grants and donations	54,439
Jons Ohio	5,735
Centennial Plaza TDD	30,110
Probation award	6,361
36th St NW Storm Water and Sewer	89,277
3rd ST SE Resurfacing project	3,408
11th St improvement project	284,867
Colonial BLVD reconstruction project	24,187
9th St SW bridge replacement	500,359
 <u>Internal Service fund</u>	
Compensated absence claim	8,118,446

The general fund is liable for any deficit in these funds and provides transfers when cash is required, not when accruals occur. The deficit fund balances resulted from adjustments for accrued liabilities.

NOTE 4 - DEPOSITS AND INVESTMENTS

State statutes classify monies held by the City into three categories.

Active deposits are public deposits necessary to meet current demands on the City treasury. Active monies must be maintained either as cash in the City treasury, in commercial accounts payable or withdrawable on demand, including negotiable order of withdrawal (NOW) accounts, or in money market deposit accounts.

Inactive deposits are public deposits that Council has identified as not required for use within the current 5-year period of designation of depositories. Inactive deposits must either be evidenced by certificates of deposit maturing not later than the end of the current period of designation of depositories, or by savings or deposit accounts including, but not limited to, passbook accounts.

Interim deposits are deposits of interim monies. Interim monies are those monies, which are not needed for immediate use but which will be needed before the end of the current period of designation of depositories. Interim deposits must be evidenced by time certificates of deposit maturing not more than one year from the date of deposit or by savings or deposit accounts including passbook accounts.

Protection of the deposits is provided by the Federal Deposit Insurance Corporation (FDIC), by eligible securities pledged by the financial institution as security for repayment, or by the financial institutions participation in the Ohio Pooled Collateral System (OPCS), a collateral pool of eligible securities deposited with a qualified trustee and pledged to the Treasurer of State to secure the repayment of all public monies deposited in the financial institution.

Interim monies may be invested in the following securities:

1. United States Treasury Notes, Bills, Bonds, or any other obligation or security issued by the United States Treasury or any other obligation guaranteed as to principal and interest by the United States;

**CITY OF CANTON
STARK COUNTY, OHIO**

NOTES TO THE BASIC FINANCIAL STATEMENTS
FOR THE YEAR ENDED DECEMBER 31, 2023

NOTE 4 - DEPOSITS AND INVESTMENTS - (Continued)

2. Bonds, notes, debentures, or any other obligations or securities issued by any federal government agency or instrumentality, including, but not limited to, the Federal National Mortgage Association, Federal Home Loan Bank, Federal Farm Credit Bank, Federal Home Loan Mortgage Corporation, and Government National Mortgage Association. All federal agency securities shall be direct issuances of federal government agencies or instrumentalities;
3. Written repurchase agreements in the securities listed above provided that the fair value of the securities subject to the repurchase agreements must exceed the principal value of the agreement by at least two percent and be marked to market daily, and that the term of the agreement must not exceed thirty days;
4. Bonds and other obligations of the State of Ohio; and with certain limitations including a requirement for maturity within ten years from the date of settlement, bonds and other obligations of political subdivisions of the State of Ohio, if training requirements have been met;
5. Time certificates of deposit or savings or deposit accounts including, but not limited to, passbook accounts;
6. No-load money market mutual funds consisting exclusively of obligations described in division (1) or (2) of this section and repurchase agreements secured by such obligations, provided that investments in securities described in this division are made only through eligible institutions; and
7. The State Treasurer's investment pool, the State Treasury Asset Reserve of Ohio (STAR Ohio); and
8. Certain bankers' acceptances (for a period not to exceed one hundred eighty days) and commercial paper notes (for a period not to exceed two hundred seventy days) in an amount not to exceed 40 percent of the interim monies available for investment at any one time if training requirements have been met.

The City may also invest any monies not required to be used for a period of six months or more in the following:

1. Bonds of the State of Ohio;
2. Bonds of any municipal corporation, village, county, township, or other political subdivision of this State, as to which there is no default of principal, interest or coupons; and,
3. Obligations of the City.

Investments in stripped principal or interest obligation, reverse repurchase agreements and derivatives are prohibited. The issuance of taxable notes for the purpose of arbitrage, the use of leverage and short selling are also prohibited. Except as noted above, an investment must mature within five years from the date of purchase unless matched to a specific obligation or debt of the City, and must be purchased with the expectation that it will be held to maturity.

Investments may only be made through specified dealers and institutions. Payment for investments may be made only upon delivery of the securities representing the investments to the treasurer or qualified trustee or, if the securities are not represented by a certificate, upon receipt of confirmation of transfer from the custodian.

Cash on Hand: At year end, the City had \$1,000 in undeposited cash on hand which is included on the financial statements as part of "equity in pooled cash and cash equivalents."

**CITY OF CANTON
STARK COUNTY, OHIO**

NOTES TO THE BASIC FINANCIAL STATEMENTS
FOR THE YEAR ENDED DECEMBER 31, 2023

NOTE 4 - DEPOSITS AND INVESTMENTS - (Continued)

Cash with Fiscal Agent and in segregated accounts: At year end, the City had \$3,019 on deposit with financial institutions to service bonded debt as principal and interest come due. This account is maintained separate from the City's internal investment pool. The balance in this account is included in "deposits with financial institutions" below. At year-end, the City had \$1,052,019 on deposit with financial institutions to account for retainage payments. This account is maintained separate from the City's internal investment pool. The balance in this account is included in "deposits with financial institutions" below.

Cash and Cash Equivalents in Segregated Accounts: At year end, the City had \$140,618 deposited with a financial institution for monies related to the municipal court custodial fund. In addition, the City had \$1,680 deposited with a financial institution related to the private-purpose trust fund and \$32,711 of nonnegotiable certificates of deposit held in trust by financial institutions for the private-purpose trust fund. These accounts are maintained separate from the City's internal investment pool. The balances in these accounts are included in "deposits with financial institutions" below.

Investments in Segregated Accounts: At year end, the City had \$168,450 in municipal bond mutual funds held in trust for the private-purpose trust fund. The mutual funds are maintained separate from the City's internal investment pool. The balances of the mutual funds are included in "investments" below.

A. Deposits with Financial Institutions

At December 31, 2023, the carrying amount of all City deposits was \$51,586,434 and the bank balance of all City deposits was \$61,136,532. Of the bank balance, \$1,537,410 was covered by the Federal Deposit Insurance Corporation, \$36,465,558 was covered by the Ohio Pooled Collateral System and \$23,133,564 was exposed to custodial risk as discussed below because those deposits were uninsured and uncollateralized.

Custodial credit risk is the risk that, in the event of bank failure, the City will not be able to recover deposits or collateral securities that are in the possession of an outside party. The City has no deposit policy for custodial credit risk beyond the requirements of State statute. Ohio law requires that deposits either be insured or protected by (1) eligible securities pledged to the City's and deposited with a qualified trustee by the financial institution as security for repayment whose fair value at all times shall be at least 105 percent of the deposits being secured, or (2) participation in the OPCS, a collateral pool of eligible securities deposited with a qualified trustee and pledged to the Treasurer of State to secure the repayment of all public monies deposited in the financial institution. OPCS requires the total fair value of the securities pledged to be 102 percent of the deposits being secured or a rate set by the Treasurer of State. For 2023, the City's financial institutions were approved for a reduced collateral rate of 60 percent through the OPCS. Although all statutory requirements for the deposit of money had been followed, noncompliance with Federal requirements could potentially subject the City to a successful claim by the FDIC.

**CITY OF CANTON
STARK COUNTY, OHIO**

NOTES TO THE BASIC FINANCIAL STATEMENTS
FOR THE YEAR ENDED DECEMBER 31, 2023

NOTE 4 - DEPOSITS AND INVESTMENTS - (Continued)

B. Investments

As of December 31, 2023, the City had the following investments and maturity:

Measurement/ Investment type	Measurement Value	Investment Maturity			
		1 Year or Less	1 to 2 Years	2 to 3 Years	Greater Than 3 Years
<i>Fair Value:</i>					
FFCB	\$ 25,982,872	\$ 3,197,264	\$ 8,454,932	\$ 2,754,703	\$ 11,575,973
FHLB	19,239,199	2,447,070	2,894,883	4,153,412	9,743,834
FHLMC	8,467,203	1,935,415	5,442,861	1,088,927	-
FNMA	2,342,680	478,595	1,864,085	-	-
Negotiable CDs	2,657,421	2,196,242	234,922	-	226,257
Commercial paper	8,858,411	8,858,411	-	-	-
U.S. Treasury Notes	48,224,521	5,172,370	3,461,977	16,143,406	23,446,768
U.S. Government Money Market Mutual Funds	1,374,597	1,374,597	-	-	-
<i>Amortized Cost:</i>					
STAR Ohio	7,978,645	7,978,645	-	-	-
Total	\$ 125,125,549	\$ 33,638,609	\$ 22,353,660	\$ 24,140,448	\$ 44,992,832

The weighted average of maturity of investments is 2.24 years.

Fair Value Measurements: The City categorizes its fair value measurements within the fair value hierarchy established by GAAP. The hierarchy is based on the valuation inputs used to measure the fair value of the asset. Level 1 inputs are quoted prices in active markets for identical assets; Level 2 inputs are significant other observable inputs; Level 3 inputs are significant unobservable inputs. The City's investments in U.S. government money market mutual funds are valued using quoted market prices in active markets (Level 1 inputs). The City's investments in federal agency securities (FFCB, FHLB, FHLMC, FNMA), commercial paper, negotiable CDs, and U.S. Treasury Notes are valued using quoted prices in markets that are not considered to be active, dealer quotations or alternative pricing sources for similar assets or liabilities for which all significant inputs are observable, either directly or indirectly (Level 2 inputs).

Credit Risk: The City's investments in U.S. Treasury Notes and the federal agency securities that underlie repurchase agreement were rated AA+ and Aaa by Standard & Poor's and Moody's Investor Services, respectively. The City's investment in commercial paper was rated A-1+ and P-1 by Standard & Poor's and Moody's Investor Services, respectively. The negotiable CD's were fully covered by the FDIC. The U.S. Government Money Market Mutual Funds were rated AAAM by Standard & Poor's. Standard & Poor's has assigned STAR Ohio an AAAM money market rating. The City has no policy further restricting credit risk beyond the statutory guidelines, which limit investment choices.

Custodial Credit Risk: For an investment, custodial credit risk is the risk that, in the event of the failure of the counter party, the City will not be able to recover the value of its investment or collateral securities that are in the possession of an outside party. The federal agency securities and U.S. Treasury Notes are exposed to custodial credit risk in that they are uninsured, unregistered and held by the counterparty's trust department or agent, but not in the City's name. The City has no investment policy dealing with investment custodial credit risk beyond the requirement in State statute that prohibits payment for investments prior to the delivery of the securities representing such investments to the City Auditor or qualified trustee.

**CITY OF CANTON
STARK COUNTY, OHIO**

NOTES TO THE BASIC FINANCIAL STATEMENTS
FOR THE YEAR ENDED DECEMBER 31, 2023

NOTE 4 - DEPOSITS AND INVESTMENTS - (Continued)

Concentration of Credit Risk: The City’s investment policy addresses concentration of credit risk by requiring investments to be diversified to reduce the risk of loss resulting from over concentration of assets in a specific issue or specific class of securities. The following table includes the percentage of each investment type held by the City at December 31, 2023:

<u>Measurement/ Investment type</u>	<u>Measurement Value</u>	<u>% of Total</u>
<i>Fair Value</i>		
FFCB	\$ 25,982,872	20.76
FHLB	19,239,199	15.38
FHLMC	8,467,203	6.77
FNMA	2,342,680	1.87
Negotiable CDs	2,657,421	2.12
Commercial paper	8,858,411	7.08
U.S. Treasury Notes	48,224,521	38.54
U.S. Government Money		
Market Mutual Fund	1,374,597	1.10
<i>Amortized Costs</i>		
STAR Ohio	<u>7,978,645</u>	<u>6.38</u>
Total	<u>\$ 125,125,549</u>	<u>100.00</u>

C. Reconciliation of Cash and Investments to the Statement of Net Position

The following is a reconciliation of cash and investments as reported in the footnote above to cash and investments as reported on the financial statements as of December 31, 2023:

Cash and investments per note:

Carrying amount of deposits	\$ 51,586,434
Investments	125,125,549
Cash on hand	1,000
Total	<u>\$ 176,712,983</u>

Cash, cash equivalents, and investments per statement of net position:

Governmental activities	\$ 104,993,378
Business-type activities	70,444,585
Fiduciary funds	1,275,020
Total	<u>\$ 176,712,983</u>

**CITY OF CANTON
STARK COUNTY, OHIO**

NOTES TO THE BASIC FINANCIAL STATEMENTS
FOR THE YEAR ENDED DECEMBER 31, 2023

NOTE 5 - RECEIVABLES

Receivables at December 31, 2023, consisted of taxes, accounts (billings for user charged services), interest, loans leases, and intergovernmental receivables. All of these receivables, except loans receivable, are considered fully collectible.

No allowances for doubtful accounts have been recorded because uncollectible amounts are expected to be insignificant.

Special assessments expected to be collected in more than one-year amount to \$2,507,485 in the general fund, \$369,199 in the community and economic development fund, and \$60,143 in the nonmajor governmental funds. Special assessments are reported among accounts receivable on the statement of net position and the balance sheet and charges for services revenue on the statement of activities and the statement of revenues, expenditures, and changes in fund balance.

A. Property Taxes

Property taxes include amounts levied against all real and public utility property located in the City. Taxes collected from real property taxes (other than public utility) in one calendar year are levied in the preceding calendar year on the assessed value as of January 1 of that preceding year, the lien date. Assessed values are established by the County Auditor at 35 percent of appraised market value. All property is required to be revaluated every six years. Real property taxes are payable annually or semi-annually. If paid annually, payment is due December 31; if paid semi-annually, the first payment is due December 31, with the remainder payable by June 20. Under certain circumstances, State statute permits later payment dates to be established.

Public utility real and tangible personal property taxes collected in one calendar year are levied in the preceding calendar year on assessed values determined as of December 31 of the second year preceding the tax collection year, the lien date. Public utility tangible personal property is assessed at varying percentages of true value; public utility real property is assessed at 35 percent of true value. 2023 public utility property taxes became a lien December 31, 2022, are levied after October 1, 2023, and are collected in 2024 with real property taxes. Public utility property taxes are payable on the same dates as real property taxes described previously.

The County Auditor collects property taxes on behalf of all taxing districts in the County, including the City of Findlay. The County Auditor periodically remits to the City its portion of the taxes collected. Property taxes receivable represents real property taxes, public utility taxes and outstanding delinquencies which are measurable as of December 31, 2023 and for which there is an enforceable legal claim. In the governmental funds, the current portion receivable has been offset by a deferred inflow of resources since the current taxes were not levied to finance 2022 operations and the collection of delinquent taxes has been offset by a deferred inflow of resources since the collection of the taxes during the available period is not subject to reasonable estimation. On a full accrual basis, collectible delinquent property taxes have been recorded as a receivable and revenue while on a modified accrual basis the revenue is reported as a deferred inflow of resources.

The tax rates per \$1,000 of assessed valuation for the year ended December 31, 2023, for all city operations applied to taxable property in the following taxing districts within the City limits was \$3.40 for District 20 - Canton City School District, \$2.00 for District 30 - Plain Local School District, \$2.60 for District 25 - Canton Local School District, and \$2.30 for District 345 - Osnaburg Local School District.

**CITY OF CANTON
STARK COUNTY, OHIO**

NOTES TO THE BASIC FINANCIAL STATEMENTS
FOR THE YEAR ENDED DECEMBER 31, 2023

NOTE 5 - RECEIVABLES - (Continued)

The assessed values of real and public utility property upon which 2023 property tax receipts were based are as follows:

Real property	\$ 887,208,050
Real and personal public utility	<u>119,526,000</u>
Total assessed value	<u><u>\$1,006,734,050</u></u>

B. Income Taxes

In the past, the City levied a municipal income tax of two percent on all salaries, wages, commissions and compensation, and net profits earned within the City as well as incomes of residents earned outside of the City. Effective July 1, 2018, the income tax rate levied on wages, commissions, compensations and net profits earned within the city as well as residents outside the City increased a half of a one percent and the rate became two and a half percent. Prior to July 1, 2018, the City allowed a credit of 100 percent of the tax paid to another municipality up to a maximum of 85 percent of the two percent levied by the City. With the new income tax rate as of July 1, 2018, if it be made to appear that an individual resident taxpayer has paid a municipal income tax to another municipality on the same income taxable as mentioned above, the city shall allow a credit against the new tax imposed of the amount so paid to the other municipality, equal to two and one-half (2.5%) of the amount obtained by multiplying the lower of the tax rate of such other municipality or of this municipality by the taxable income earned in or attributable to the municipality of employment or business activity, provided that such credit shall not be allowed unless the credit is claimed in a timely filed return including any extension granted.

Employers within the City are required to withhold income tax on employee compensation and remit the tax to the City either monthly or quarterly, as required. Corporations and other individual taxpayers are required to pay their estimated tax quarterly and file a declaration annually. By City ordinance, income tax proceeds, after income tax department expenditures, are credited to the following funds: 75 percent to the general fund, 20 percent to the capital projects fund and 5 percent to the motor vehicle purchase fund. Effective July 1, 2018 income tax is distributed as follows, 64 percent to the general fund, 18 percent to the capital projects fund, 4 percent to the motor vehicle purchase fund, 2 percent to the neighborhood fund, and 12 percent to the comprehensive plan fund. These allocations were voted upon and approved by the voters of the City on the May 8, 2018 ballot. This requires the fund balances for these funds to be reported as restricted as seen on page 129 and 130.

**CITY OF CANTON
STARK COUNTY, OHIO**

NOTES TO THE BASIC FINANCIAL STATEMENTS
FOR THE YEAR ENDED DECEMBER 31, 2023

NOTE 5 - RECEIVABLES - (Continued)

C. Due from Other Governments

A summary of intergovernmental receivables follows:

	Amounts
Governmental activities	
Local government and local government	
revenue assistance	\$ 1,915,741
Hotel tax	371,958
Charges for services	782,537
Fines and forfeitures	14,502
Casino revenue	1,337,685
Gasoline and excise tax	1,579,152
\$5 license plate tax	221,365
Motor vehicle tax	261,978
Grants	5,052,739
Total governmental activities	11,537,657
Business-type activities	
Loan proceeds	483,577
Grants	10,856
Total business-type activities	494,433
Grand total	\$ 12,032,090

D. Loans Receivable

The community and economic development special revenue fund reflects community development loans receivable in the amount of \$360,192. The loans receivable represents the principal owed to the City for Community Development Block Grants. The loans bear interest at annual rates between 0% and 11%. The loans will be repaid over periods up to 20 years.

The general fund has reported a loan receivable in the amount of \$825,274. The loan receivable represents an economic development loan made to Historic Hercules, LLC for betterments and improvements to The Historic Hercules which is being converted from a motor company facility into residential rental apartments and related facilities. The loan bears an annual interest rate of 3% with a repayment period not to exceed 10 years.

The comprehensive plan implementation fund has reported a loan receivable in the amount of \$11,255,747. The loan receivable represents an economic development loan made to HOF Village Hotel II, LLC for improvements and renovations of a hotel located at 320 Market Avenue South. The loan bears an annual interest rate of 0.50% and matures on July 1, 2027.

**CITY OF CANTON
STARK COUNTY, OHIO**

NOTES TO THE BASIC FINANCIAL STATEMENTS
FOR THE YEAR ENDED DECEMBER 31, 2023

NOTE 5 - RECEIVABLES - (Continued)

E. Leases Receivable

The City is reporting leases receivable of \$1,245 in the park fund nonmajor governmental fund and \$585,471 in the other special revenue nonmajor governmental fund. The City is also reporting a lease receivable of \$222,204 in the water enterprise fund. For fiscal year 2023, the City recognized lease revenue of \$63,379 and \$29,494 in the governmental activities and business-type activities funds, respectively. This revenue is reported in rental income. The City reported interest revenue of \$4,451 and \$6,682 in the governmental activities and business-type activities, respectively.

The City has entered into lease agreements at the following terms:

Purpose	Lease Commencement Date	Years	Lease End Date	Payment Method
Office space (Governmental)	2021	3	2024	Monthly
Restaurant (Governmental)	2020	15	2035	Monthly
Cell tower (Business-type)	2001	30	2031	Monthly

Lease payments will be paid into the park, other, and water funds. The following is a schedule of future lease payments under the lease agreements:

Year Ending December 31	Governmental Activities		Business-Type Activities	
	Principal	Interest	Principal	Interest
2024	\$ 43,465	\$ 17,783	\$ 24,867	\$ 6,621
2025	43,565	16,435	25,659	5,829
2026	44,953	15,047	30,453	4,965
2027	46,385	13,615	32,231	3,973
2028	47,863	12,137	33,257	2,947
2029 - 2033	263,180	36,820	75,737	2,705
2034 - 2035	97,305	2,696	-	-
Total	<u>\$ 586,716</u>	<u>\$ 114,533</u>	<u>\$ 222,204</u>	<u>\$ 27,040</u>

NOTE 6 - RISK MANAGEMENT

A. Workers' Compensation

Since 1989, the City has participated in the Ohio Bureau of Workers' Compensation Retrospective Rating Plan. Under the retrospective rating plan, the City assumes a portion of the risk in return for a reduction in current premiums. Current limits for claims incurred in 2023 are \$200,000 per claim.

A minimum premium for fixed costs is charged by the Ohio Bureau of Workers' Compensation. A maximum premium, the employer's experience-rated premium multiplied by the maximum percentage selected by the employer, may be charged back to the City for a ten-year evaluation period per claim. For the policy year 2023, the City selected Tier 1 which calls for no claim limit and a 150 percent maximum premium limit.

**CITY OF CANTON
STARK COUNTY, OHIO**

NOTES TO THE BASIC FINANCIAL STATEMENTS
FOR THE YEAR ENDED DECEMBER 31, 2023

NOTE 6 - RISK MANAGEMENT - (Continued)

The claims liability of \$1,669,140 reported in the workers compensation internal service fund at December 31, 2023, is estimated by the third-party administrators and is based on the requirements of GASB Statement No. 10, "*Accounting and Financial Reporting for Risk Financing and Related Insurance Issues*", as amended by GASB Statement No. 30, "*Risk Financing Omnibus*", which requires that a liability for unpaid claim costs, including estimates of costs relating to incurred but not reported claims, be reported. The estimate was not affected by incremental claim adjustment expenses and does not include other allocated or unallocated claim adjustment expenses.

Changes in claims activity for the past two years are as follows:

Year	Balance Beginning of Year	Claims Incurred	Claim Payments	Balance End of Year
2023	\$ 1,669,140	\$ 1,207,272	\$ 1,207,272	\$ 1,669,140
2022	1,669,140	1,317,838	1,317,838	1,669,140

B. Property and Liability

The City is exposed to various risks of loss related to torts; theft of, damage to, and destruction of assets; errors and omissions; injuries to employees and natural disasters. The City contracts with Affiliated FM Insurance Company for commercial property coverage, and boiler and machinery coverage which has a \$500,000,000 limit and a \$100,000 deductible. The City contracts with Ohio Plan Risk Management, Inc. through Hylant Administrative Services for automobile combined coverage, which has a \$6,000,000 bodily injury and property damage limit; an \$8,000,000 general aggregate limit and a \$125,000 deductible. The City also contracts with Ohio Plan Risk Management, Inc. for liability coverages, which includes general liability, public official's liability and law enforcement liability. Each of these coverages has a \$6,000,000 annual limit per claim and a \$8,000,000 per year aggregate with a \$125,000 deductible.

The City's elected officials are bonded for their respective terms. In addition, several specific employees (i.e., court bailiffs) are bonded where required by Ohio Revised Code.

Settled claims have not exceeded this commercial coverage in any of the past three years. There has not been significant reduction in coverage from the prior year.

C. Medical

The City has elected to provide employees' major medical, hospitalization, prescription and dental and vision coverage through a self-insured program. The City maintains a self-insurance internal service fund to account for and finance its uninsured risks of loss in this program. The City purchases stop-loss coverage of \$200,000 specific per family. The third-party administrators, Aultcare and UMR, review all claims, which are then paid by the City.

The claims liability of \$196,087 reported in the Health Insurance Internal Service Fund at December 31, 2023, is estimated by the third-party administrators and is based on the requirements of GASB Statement No. 10, "*Accounting and Financial Reporting for Risk Financing and Related Insurance Issues*", as amended by GASB Statement No. 30, "*Risk Financing Omnibus*", which requires that a liability for unpaid claims costs, including estimates of costs relating to incurred but not report claims, be reported. The estimate was not affected by incremental claim adjustment expenses and does not include other allocated or unallocated claim adjustment expenses.

**CITY OF CANTON
STARK COUNTY, OHIO**

NOTES TO THE BASIC FINANCIAL STATEMENTS
FOR THE YEAR ENDED DECEMBER 31, 2023

NOTE 6 - RISK MANAGEMENT - (Continued)

Changes in the fund's claims liability amount for the last two years follow:

Year	Balance Beginning of Year	Claims Incurred	Claim Payments	Balance End of Year
2023	\$ 719,737	\$ 16,465,929	\$ 16,989,579	\$ 196,087
2022	553,107	16,603,478	16,436,848	719,737

THIS SPACE INTENTIONALLY LEFT BLANK

**CITY OF CANTON
STARK COUNTY, OHIO**

NOTES TO THE BASIC FINANCIAL STATEMENTS
FOR THE YEAR ENDED DECEMBER 31, 2023

NOTE 7 - CAPITAL ASSETS

Due to the implementation of GASB Statement No. 96 (see Note 3.A for detail), the City has reported capital assets for the right to use SBITAs which are reflected in the schedules below. Capital asset activity for the year ended December 31, 2023 was as follows.

	Restated Balance 12/31/22	Additions	Deductions	Balance 12/31/23
Governmental Activities				
Capital assets, not being depreciated/amortized:				
Land	\$ 14,310,956	\$ 155,200	\$ (247,700)	\$ 14,218,456
Construction in progress	25,421,017	23,268,406	(13,848,789)	34,840,634
Total capital assets, not being depreciated/amortized	<u>39,731,973</u>	<u>23,423,606</u>	<u>(14,096,489)</u>	<u>49,059,090</u>
Capital assets, being depreciated/amortized:				
Buildings and structures	68,144,049	9,226,121	(2,606,339)	74,763,831
Vehicles and equipment	42,993,120	3,700,598	(1,450,678)	45,243,040
Infrastructure	454,051,841	6,120,402	(1,120,703)	459,051,540
Intangible right to use:				
SBITAs	25,582	-	-	25,582
Lease buildings	146,003	-	-	146,003
Lease equipment	47,444	-	-	47,444
Total capital assets, being depreciated/amortized	<u>565,408,039</u>	<u>19,047,121</u>	<u>(5,177,720)</u>	<u>579,277,440</u>
Less accumulated depreciation/amortization:				
Buildings and structures	(34,342,693)	(1,997,572)	1,100,579	(35,239,686)
Vehicles and equipment	(30,187,819)	(2,327,968)	1,445,359	(31,070,428)
Infrastructure	(351,877,304)	(7,138,453)	1,071,088	(357,944,669)
Intangible right to use:				
SBITAs	-	(10,586)	-	(10,586)
Lease buildings	(3,650)	(4,867)	-	(8,517)
Lease equipment	(18,978)	(9,489)	-	(28,467)
Total accumulated depreciation/amortization	<u>(416,430,444)</u>	<u>(11,488,935)</u>	<u>3,617,026</u>	<u>(424,302,353)</u>
Total capital assets, being depreciated/amortized, net	<u>148,977,595</u>	<u>7,558,186</u>	<u>(1,560,694)</u>	<u>154,975,087</u>
Governmental activities capital assets, net	<u>\$ 188,709,568</u>	<u>\$ 30,981,792</u>	<u>\$ (15,657,183)</u>	<u>\$ 204,034,177</u>

**CITY OF CANTON
STARK COUNTY, OHIO**

NOTES TO THE BASIC FINANCIAL STATEMENTS
FOR THE YEAR ENDED DECEMBER 31, 2023

NOTE 7 - CAPITAL ASSETS - (Continued)

Depreciation/amortization expense was charged to governmental functions as follows:

General government	\$ 947,057
Security of persons and property	1,360,489
Transportation	7,856,616
Community environment	25,089
Leisure time activities	<u>1,299,684</u>
Total depreciation expense	<u>\$ 11,488,935</u>

THIS SPACE INTENTIONALLY LEFT BLANK

**CITY OF CANTON
STARK COUNTY, OHIO**

NOTES TO THE BASIC FINANCIAL STATEMENTS
FOR THE YEAR ENDED DECEMBER 31, 2023

NOTE 7 - CAPITAL ASSETS - (Continued)

	Restated			
	Balance			Balance
	12/31/22	Additions	Deductions	12/31/23
Business-type activities				
Capital assets,				
not being depreciated/amortized:				
Land	\$ 3,196,580	\$ 56,000	\$ -	\$ 3,252,580
Construction in progress	105,136,376	37,372,862	(16,969,722)	125,539,516
Total capital assets,				
not being depreciated/amortized	108,332,956	37,428,862	(16,969,722)	128,792,096
Capital assets,				
being depreciated/amortized:				
Buildings and structures	123,338,093	2,698,718	-	126,036,811
Vehicles and equipment	32,437,087	1,730,911	(1,064,955)	33,103,043
Infrastructure	202,920,527	15,296,871	(750,367)	217,467,031
Intangible right to use:				
SBITAs	106,417	-	-	106,417
Lease equipment	19,578	-	-	19,578
Total capital assets,				
being depreciated/amortized:	358,821,702	19,726,500	(1,815,322)	376,732,880
Less accumulated				
depreciation/amortization:				
Buildings and structures	(76,770,112)	(1,805,862)	-	(78,575,974)
Vehicles and equipment	(18,855,021)	(2,405,999)	1,050,680	(20,210,340)
Infrastructure	(138,660,709)	(2,530,173)	750,367	(140,440,515)
Intangible right to use:				
SBITAs	-	(44,034)	-	(44,034)
Lease equipment	(7,832)	(3,916)	-	(11,748)
Total accumulated				
depreciation/amortization	(234,293,674)	(6,789,984)	1,801,047	(239,282,611)
Total capital assets,				
being depreciated/amortized, net	124,528,028	12,936,516	(14,275)	137,450,269
Business-type activities				
capital assets, net	\$ 232,860,984	\$ 50,365,378	\$ (16,983,997)	\$ 266,242,365

**CITY OF CANTON
STARK COUNTY, OHIO**

**NOTES TO THE BASIC FINANCIAL STATEMENTS
FOR THE YEAR ENDED DECEMBER 31, 2023**

NOTE 7 - CAPITAL ASSETS - (Continued)

Depreciation/amortization expense was charged to the enterprise funds as follows:

Water operating	\$ 4,147,590
Sewer operating	2,215,907
Refuse operating	355,937
Building operating	<u>70,550</u>
Total depreciation/amortization expense	<u>\$ 6,789,984</u>

NOTE 8 - COMPENSATED ABSENCES

The criteria for determining vacation and sick leave components are derived from negotiated agreements, City ordinances and State laws. Employees earn two to six weeks of vacation per year, depending upon length of service. Ten to fifteen days of vacation may be carried forward into the next year.

Employees may bank up to 75 days earned vacation time toward retirement, payable at retirement or termination. No more than 15 days of earned vacation may be banked in any one-year. In March 2003, the City eliminated banked vacation for individuals in management and non-bargaining classifications. In lieu of, or in addition to banking vacation, an employee may request to receive cash payment for unused vacation of no more than 10 days per year in minimum increments of five days calculated at 90 percent of the current rate of pay. Employees in their 28th year or later, can be paid for up to 20 days at 90%. The employee may cash one to five weeks of banked vacation in each of three consecutive years. Employees must declare their desire to receive cash payment for banked vacation no later than November 1 of each year. Payment shall be made on the first regular pay day in December of each year. Employees must declare their desire to receive payment for the 90% no later than October 1st of each year. Payment shall be made on the first regular pay day in November of each year. Approval of the 90% cash payment is within the sole discretion of the appointing authority.

Employees earn sick leave at the rate 4.6 hours per 80 hours worked. Sick leave accumulation is unlimited. Upon retirement or death, employees who retire between January 1 of the 30th year of credited service or before December 31st of the year of the completion of the 32nd year of accredited service as determined by the Public Employees Retirement System of Ohio (PERS) shall receive payment for hundred percent (100%) of their accrued unused sick leave up to 175 days in lieu of the one hundred percent (100%) of the 150 days maximum or 1,200 hours for those employees of bargaining unit 3449/2937 unused sick leave. Firefighters and police can be paid 100 percent to a maximum of 188.5 days or 1,500 hours. After that hours are paid on a percentage based on the employees' years of service.

In 2004, the City established a compensated absence claim fund for the purpose of depositing sick expense premiums from the employees' labor fund distribution to pay both current and previous unfunded compensated absences. The expense associated with current and future obligations is being charged as a direct claim against the compensated absences claim fund. The premium supporting the fund is included in the personal service charge for each fund. Prior to 2009, and the collapse of the City of Canton operational income, the premium was equal to 125% of the total cost of the sick leave accrued on biweekly payrolls. In an attempt to maintain an adequate workforce in light of this revenue decline, the premium was reduced to 105% of the total cost of the sick leave accrued on a biweekly payroll for 2009 and 2010. The premium reset to 125% effective January 1, 2011 and remained unchanged for 2012, 2013, 2014 and 2015. In 2016 the premium was reduced to 105%. The premium reset to 125% for 2017 and continued at that rate during 2023.

**CITY OF CANTON
STARK COUNTY, OHIO**

NOTES TO THE BASIC FINANCIAL STATEMENTS
FOR THE YEAR ENDED DECEMBER 31, 2023

NOTE 9 - LONG-TERM OBLIGATIONS

State Infrastructure Bank (SIB) Loans and Other Loans

The City has annual debt requirements for the following loans, all related to governmental activities.

A SIB loan was entered into in 2014 for the 12th Street North Corridor Safety project. The interest rate for this loan is 3%. The final loan draw was made in 2018 for an ending loan balance of \$2,312,557. This loan is scheduled for maturity in 2024.

The SIB loan was a direct placement with terms negotiated directly with the investor and were not offered for public sale.

The annual debt service requirements to maturity for the 2014 SIB loan is as follows:

2014 State Infrastructure Bank Loan		
Year Ending	<u>Governmental Activities</u>	
December 31	<u>Principal</u>	<u>Interest</u>
2024	<u>\$ 201,159</u>	<u>\$ 3,017</u>

Ohio Public Works Commission (OPWC) Loans

The City entered into various loan agreements with the OPWC for the purpose of improving the water pollution control system, improving storm sewer operations and installing water lines. These are interest free loans. The City has pledged future revenues, net of certain operating expenses, in the water operating fund and sewer operating fund to repay the loans reported in the water and sewer operating activities. The debt is payable from net revenues and is payable through 2051. Annual principal payments on the debt issues are expected to require 4.90 percent of net revenues for water and 0.04 percent of net revenues for sewer. The total principal remaining to be paid on the debt is \$4,841,333 for water and \$7,668 for sewer. Principal paid for the current year and total net revenues were \$460,424 and \$9,398,030, respectively, for water and \$5,764 and \$16,159,920, respectively, for sewer.

During 2023, the City received OPWC loans proceeds for the following projects: Cleveland Avenue North West Water Main, Harvard Avenue Water Line, Market Avenue North Water Main Replacement, Fairmount Area Water Main Replacement, and the 30th Street Resurfacing projects .

The 30th Street Resurfacing, Market Avenue North Water Main Replacement, and the Fairmount Area Water Main Replacement loans are not included in the schedule of annual debt service requirements to maturity below as the loans are not closed as of December 31, 2023 and a final amortization schedule is not available.

OPWC loans are direct borrowings that have terms negotiated directly between the City and the OPWC and are not offered for public sale. In the event of default, the OPWC may (1) charge an 8% default interest rate from the date of the default to the date of the payment and charge the City for all costs incurred by the OPWC in curing the default, (2) in accordance with Ohio Revised Code 164.05, direct the county treasurer of the county in which the City is located to pay the amount of the default from funds that would otherwise be appropriated to the City from such county's undivided local government fund pursuant to ORC 5747.51-5747.53, or (3) at its discretion, declare the entire principal amount of loan then remaining unpaid, together with all accrued interest and other charges, become immediately due and payable.

**CITY OF CANTON
STARK COUNTY, OHIO**

NOTES TO THE BASIC FINANCIAL STATEMENTS
FOR THE YEAR ENDED DECEMBER 31, 2023

NOTE 9 - LONG-TERM OBLIGATIONS - (Continued)

The following is a list of outstanding debt with the OPWC:

<u>Purpose</u>	<u>Interest Rates</u>	<u>Original Amount</u>
Governmental activities, Market Avenue North sewer replacement	0.00%	\$ 300,000
Governmental activities, 30th Street N.E. storm sewer improvement	0.00%	494,000
Governmental activities, 55th Street N.E. storm sewer improvement	0.00%	413,000
Governmental activities, 37th Street Project (street portion)	0.00%	110,457
Governmental activities, Overbrook NW Storm Sewer	0.00%	60,899
Governmental activities, 38th Street waterline roadway replacement	0.00%	542,104
Governmental activities, Mahoning Road corridor	0.00%	900,000
Governmental activities, 30th Street Resurfacing	0.00%	765,000 *
Governmental activities, Mahoning Road Improvement Phase 2	0.00%	900,000
Governmental activities, 47th Street Northwest Storm Sewer Repair	0.00%	99,383
Governmental activities, Citywide Traffic Signal Upgrade	0.00%	263,628
Governmental activities, 47th Street/Packard Ave Northwest Storm Sewer	0.00%	358,708
Governmental activities, Ridgewood Pase 1 Part 2	0.00%	482,625
Business-type activities, 37th Street Project (water and sewer portions)	0.00%	264,866
Business-type activities, Avondale water main replacement	0.00%	136,567
Business-type activities, Avondale water main replacement Phase 2	0.00%	94,734
Business-type activities, Ridgewood Phase 1 Part 1	0.00%	524,152
Business-type activities, Edgefield Phase 1	0.00%	334,016
Business-type activities, Edgefield Phase 2	0.00%	383,001
Business-type activities, Cleveland Ave NW Water Main	0.00%	450,000
Business-type activities, Sugar Creek Water Treatment Plant	0.00%	750,000
Business-type activities, Westmoreland water main	0.00%	600,000
Business-type activities, Harvard Avenue Water Line	0.00%	607,714
Business-type activities, Market Avenue North Water Main Replacement	0.00%	600,000 *
Business-type activities, Fairmount Area Water Main Replacement	0.00%	750,000 *
Business-type activities, 44th St Waterline Improvements	0.00%	225,923
Business-type activities, 33rd St Watermain Replacement	0.00%	283,073
Business-type activities, 53rd Street water storage reservoir repair	0.00%	182,739
Business-type activities, Faircrest Street waterline extension	0.00%	1,017,576
		<u>\$ 12,894,165</u>

* Total permissible borrowings under the loan agreement.

**CITY OF CANTON
STARK COUNTY, OHIO**

NOTES TO THE BASIC FINANCIAL STATEMENTS
FOR THE YEAR ENDED DECEMBER 31, 2023

NOTE 9 - LONG-TERM OBLIGATIONS - (Continued)

Annual debt service requirements to maturity for OPWC loans are as follows:

Year Ending December 31	Ohio Public Works Commission Loans			
	Governmental Activities		Business-Type Activities	
	Principal	Interest	Principal	Interest
2024	\$ 240,694	\$ -	\$ 524,263	\$ -
2025	240,694	-	524,263	-
2026	220,172	-	511,019	-
2027	214,650	-	460,273	-
2028	214,650	-	401,273	-
2029 - 2033	769,954	-	1,446,847	-
2034 - 2038	563,030	-	337,142	-
2039 - 2043	335,088	-	56,248	-
2044 - 2048	53,181	-	-	-
2049 - 2051	23,649	-	-	-
Total	\$ 2,875,762	\$ -	\$ 4,261,328	\$ -

For the governmental activities, the schedule above does not include the 30th Street resurfacing loan as this loan is not closed as of December 31, 2023 and a final amortization schedule is not available.

For the business-type activities, the schedule above does not include the Market Avenue North Water Main Replacement and the Fairmount Area Water Main Replacement loans as these loans are not closed as of December 31, 2023 and a final amortization schedule is not available.

Ohio Water Development Authority (OWDA) Loans

The City entered into various loan agreements with the OWDA for the purpose of improving and expanding both the water and the water pollution control operations. The City has pledged future revenues, net of certain operating expenses, to repay these loans in the water operating fund and sewer operating fund. The debt is payable from net revenues and is payable through 2036. Annual principal and interest payments on the debt issues are expected to require 25.40 percent of net revenues for water and 32.76 percent of net revenues for sewer. The total principal and interest remaining to be paid on the debt is \$19,898,624 for water and \$47,811,800 for sewer not including open loans. Principal and interest paid for the current year and total net revenues were \$2,386,894 and \$9,398,030, respectively, for water and \$5,294,666 and \$16,159,920, respectively, for sewer.

The City has entered into an agreement with the City of North Canton and the Stark County Board of Commissioners whereby, these entities will reimburse the City for a portion of its Sewer OWDA debt service payments based upon assigned percentage of design capacity of thirty-nine million gallons per day in the advanced secondary treatment facilities (known as the Water Reclamation Facility). The agreement is amended as design capacity needs change for the parties involved. For 2013, the assigned percentages were 50.85% for the City, 47.00% for Stark County and 2.15% for the City of North Canton. In accordance with the agreement, reimbursements to the City will not be due more often than the City's repayments under the OWDA loan debt service schedules. The City is obligated to make all debt service payments on the OWDA loans and subsequently bills the City of North Canton and Stark County for their assigned percentage of Sewer OWDA loans debt service as stipulated in the agreements.

OWDA loans are direct borrowings that have terms negotiated directly between the City and the OWDA and are not offered for public sale. In the event of default, the OWDA may declare the full amount of the then unpaid original loan amount to be immediately due and payable and/or require the City to pay any fines, penalties, interest, or late charges associated with the default.

**CITY OF CANTON
STARK COUNTY, OHIO**

NOTES TO THE BASIC FINANCIAL STATEMENTS
FOR THE YEAR ENDED DECEMBER 31, 2023

NOTE 9 - LONG-TERM OBLIGATIONS - (Continued)

The City has both closed and open OWDA loans at December 31, 2023. The closed loans are those that OWDA has made the final disbursements and the City has final amortization schedules for the future debt payments. The following is the City's closed OWDA loans:

<u>Purpose</u>	<u>Interest Rates</u>	<u>Original Amount</u>
Governmental activities, Harmont Avenue NE improvement	3.25%	\$ 60,100
Business-type activities, Phosporus/Total Nitrogen Removal	3.38%	54,349,928
Business-type activities, Osnaburg water main extension	3.62%	1,402,001
Business-type activities, Sugarcreek water plant improvement	3.25%	3,365,682
Business-type activities, South Cleveland Avenue Waterline Ext.	3.25%	37,677
Business-type activities, NW water plant improvement	3.52%	7,094,093
Business-type activities, NE water plant improvement	5.39%	14,903,080
Business-type activities, Canton south waterline extension	0.00%	101,547
Business-type activities, S Cleveland Ave Waterline Construction	0.00%	523,904
Business-type activities, new water meters	3.33%	9,414,052
Business-type activities, South waterline extension phase 1	0.00%	1,383,395
		<u>\$ 92,635,459</u>

During 2023, the Sugarcreek water treatment plant design project (water fund), the Cromer reservoir improvement project (water fund), and the Allen Ave Sanitary Sewer Replacement project (sewer fund) received OWDA loan proceeds. As of the end of the audit period, the final amount borrowed for these loans had not been determined and no final reconciliation has been completed by OWDA. Due to these issues, no payment schedules were available for either of these loans as well as the WRF phosphorus - MBR equipment project (sewer fund). Consequently, these loans were not included in the yearly schedule shown above nor were they used in calculating the amount due within one year in the schedule that follows. These loans are considered open since final disbursements have not been made. The total amount borrowed and the total permissible borrowing under the loan agreements are as follows:

<u>Purpose</u>	<u>Interest Rates</u>	<u>Amount Borrowed as of 12/31/23</u>	<u>Total Permissible Borrowings</u>
Business-type activities, WRF phosphorus project - MBR equipment	3.39%	\$ 27,389,888	\$ 30,234,835
Business-type activities, Sugarcreek water treatment plant project	0.00%	22,046,027	46,956,387
Business-type activities, Allen Ave Sainitary Sewer Replacement project	0.00%	4,155,820	6,335,909
Business-type activities, Cromer reservoir improvement construction project	0.00%	374,538	700,850
		<u>\$ 53,966,273</u>	<u>\$ 138,611,239</u>

**CITY OF CANTON
STARK COUNTY, OHIO**

NOTES TO THE BASIC FINANCIAL STATEMENTS
FOR THE YEAR ENDED DECEMBER 31, 2023

NOTE 9 - LONG-TERM OBLIGATIONS - (Continued)

Annual debt service requirements to maturity for closed OWDA loans are as follows:

Ohio Water Development Authority Loans

Year Ending December 31	Governmental Activities		Business-Type Activities	
	Principal	Interest	Principal	Interest
2024	\$ 3,055	\$ 629	\$ 4,349,131	\$ 1,604,386
2025	3,155	537	4,486,797	1,479,701
2026	3,259	442	4,629,035	1,350,885
2027	3,365	343	4,726,279	1,217,807
2028	3,476	241	4,720,782	1,083,032
2029 - 2033	5,427	164	21,902,015	3,456,325
2034 - 2036	-	-	12,090,577	613,672
Total	<u>\$ 21,737</u>	<u>\$ 2,356</u>	<u>\$ 56,904,616</u>	<u>\$ 10,805,808</u>

General Obligation Bonds

On May 18, 2022, the City issued \$17,317,500 in Series 2022 Various Purpose Improvement Bonds. The bonds were issued to (1) pay the costs of refunding the City's outstanding Various Purpose Notes Series 2022, (2) pay the costs of improving the City's Service Center, (3) to pay the costs of renovating and refurbishing a City salt dome, and (4) to pay the costs of designing, engineering, constructing, furnishing and equipping a building for sanitation operation of the City's service department. The bonds were split \$7,249,186 (note refunding, salt dome, and service center projects) to governmental activities and \$10,068,314 (sanitation building project) business-type activities. The Series 2022 Various Purpose Bonds matures on December 1, 2037 and carries an interest rate of 3.14%. Principal payments are due December 1 of each year and interest payments are due June 1 and December 1 of each year. Payments are made from the capital projects fund and refuse enterprise fund.

Annual debt service requirements to maturity for the General Obligation Bonds are as follows:

General Obligation Bonds

Year Ending December 31	Governmental Activities		Business-Type Activities	
	Principal	Interest	Principal	Interest
2024	\$ 397,895	\$ 215,511	\$ 552,631	\$ 299,321
2025	410,389	203,017	569,984	281,968
2026	423,274	190,132	587,881	264,071
2027	436,565	176,840	606,340	245,611
2028	450,273	163,132	625,380	226,572
2029 - 2033	2,472,534	594,490	3,434,077	825,680
2034 - 2037	2,272,475	181,146	3,156,214	251,592
Total	<u>\$ 6,863,405</u>	<u>\$ 1,724,268</u>	<u>\$ 9,532,507</u>	<u>\$ 2,394,815</u>

**CITY OF CANTON
STARK COUNTY, OHIO**

NOTES TO THE BASIC FINANCIAL STATEMENTS
FOR THE YEAR ENDED DECEMBER 31, 2023

NOTE 9 - LONG-TERM OBLIGATIONS - (Continued)

Financed Purchase Note Payable

In a prior year, the City entered into financed purchase note payable agreements with Santander Bank to finance the purchase of new sanitation cans. Payments are made from the refuse enterprise fund. The total amount of the financed purchase note payable is \$1,029,910. The financed purchase note payable agreement bears an interest rate of 3.50%.

In a prior, the City entered into financed purchase note payable agreements with Huntington Bank to finance the purchase of police cruisers, an ambulance, and a street sweeper. Payments made under the financed purchase note payable agreement have been reclassified and are reflected as debt service expenditures in the financial statements for the governmental funds. These expenditures are reported as function expenditures on the budgetary statements. The total amount of the financed purchase note payable is \$669,803. The financed purchase note payable agreement bears an interest rate of 3.50%.

In a prior year, the City entered into financed purchase note payable agreements with Huntington Bank to finance the purchase of a new phone system. Payments made under the financed purchase note payable agreement have been reclassified and are reflected as debt service expenditures in the financial statements for the governmental funds. These expenditures are reported as function expenditures on the budgetary statements. The total amount of the financed purchase note payable is \$766,872. The financed purchase note payable agreement bears an interest rate of 3.50%.

In a prior year, the City entered into financed purchase note payable agreements with Huntington Bank to finance the purchase of a new fire truck. Payments made under the financed purchase note payable agreement have been reclassified and are reflected as debt service expenditures in the financial statements for the governmental funds. These expenditures are reported as function expenditures on the budgetary statements. The total amount of the financed purchase note payable is \$1,262,799. The financed purchase note payable agreement bears an interest rate of 3.50%.

In a prior year, the City entered into financed purchase note payable agreements with Huntington Bank to finance the purchase of a fire vehicle. Payments made under the financed purchase note payable agreement have been reclassified and are reflected as debt service expenditures in the financial statements for the governmental funds. These expenditures are reported as function expenditures on the budgetary statements. The total amount of the financed purchase note payable is \$38,216. The financed purchase note payable agreement bears an interest rate of 3.50%.

In a prior year, the City entered into financed purchase note payable agreements with Huntington Bank to finance the purchase of an upgraded phone system for the City's income tax department. Payments made under the financed purchase note payable agreement have been reclassified and are reflected as debt service expenditures in the financial statements for the governmental funds. These expenditures are reported as function expenditures on the budgetary statements. The total amount of the financed purchase note payable is \$24,987. The financed purchase note payable agreement bears an interest rate of 4.13%.

**CITY OF CANTON
STARK COUNTY, OHIO**

NOTES TO THE BASIC FINANCIAL STATEMENTS
FOR THE YEAR ENDED DECEMBER 31, 2023

NOTE 9 - LONG-TERM OBLIGATIONS - (Continued)

Annual debt service requirements to maturity for the Financed Purchase Note Payable are as follows:

Financed Purchase Note Payable

Year Ending December 31	Governmental Activities		Business-Type Activities	
	Principal	Interest	Principal	Interest
2024	\$ 257,888	\$ 11,208	\$ 146,891	\$ 17,735
2025	263,433	5,664	151,137	13,489
2026	-	-	155,507	9,119
2027	-	-	160,002	4,624
Total	<u>\$ 521,321</u>	<u>\$ 16,872</u>	<u>\$ 613,537</u>	<u>\$ 44,967</u>

THIS SPACE INTENTIONALLY LEFT BLANK

**CITY OF CANTON
STARK COUNTY, OHIO**

NOTES TO THE BASIC FINANCIAL STATEMENTS
FOR THE YEAR ENDED DECEMBER 31, 2023

NOTE 9 - LONG-TERM OBLIGATIONS - (Continued)

Due to the implementation of GASB Statement No. 96 (see Note 3.A for detail), the City has reported obligations for SBITAs payable which are reflected in the schedules below. Changes in long-term obligations of the City during the year ended December 31, 2023 were as follows.

	Restated Outstanding 12/31/22	Additions	Reductions	Outstanding 12/31/23	Due Within One Year
<i>Business-type activities</i>					
OPWC loans (direct borrowing):					
Water operations:					
2014 37th Street waterline project 0%	\$ 81,972	\$ -	\$ (23,420)	\$ 58,552	\$ 23,420
2016 Westmoreland Water Main	337,500	-	(75,000)	262,500	75,000
2016 53rd St Water Storage Reservoir Repair	107,493	-	(21,499)	85,994	21,499
2017 Avondale Water Main Replacement	95,597	-	(13,657)	81,940	13,657
2015 Faircrest Street waterline extension	808,073	-	(59,858)	748,215	59,858
2018 Sugar Creek Water treatment plant	656,248	-	(37,500)	618,748	37,500
2019 Ridgewood Phase 1 Part 1	393,114	-	(52,415)	340,699	52,415
2019 Avondale Water Main Replacement 2	66,313	-	(9,474)	56,839	9,474
2020 44th St Waterline improvements	180,738	-	(22,592)	158,146	22,592
2020 33rd St Watermain replacement	212,305	-	(28,307)	183,998	28,307
2022 Edgefield Phase 1	334,016	-	(33,402)	300,614	33,402
2022 Edgefield Phase 2	383,001	-	(38,300)	344,701	38,300
2022 Cleveland Ave NW Water Main	211,906	238,094	(45,000)	405,000	45,000
2023 Harvard Ave N Water Line	-	607,714	-	607,714	60,772
2023 Market Ave N Water Main Replacement	-	491,633	-	491,633	-
2023 Fairmount Area Water Main Replacement	-	96,040	-	96,040	-
Sewer operations:					
2014 37th Street sewerline project	10,735	-	(3,067)	7,668	3,067
2003 Harmont pump station	2,697	-	(2,697)	-	-
Total OPWC loans	3,881,708	1,433,481	(466,188)	4,849,001	524,263
OWDA loans (direct borrowing):					
Water operations:					
2007 Osnaburg water main extension 3.62%	409,529	-	(85,380)	324,149	88,499
2007 SC water plant improvements 3.25%	1,048,969	-	(177,152)	871,817	182,957
2008 NW water plant improvements 3.52%	2,374,137	-	(304,711)	2,069,426	315,531
2009 NE water plant improvements 5.39%	7,217,879	-	(723,711)	6,494,168	742,064
2013 water meter planning and design 3.33%	6,797,581	-	(425,640)	6,371,941	439,932
2017 South Cleveland Avenue Waterline Ext 3.25%	5,382	-	(5,382)	-	-
2018 S Cleveland Ave Waterline Construction 0.00%	401,660	-	(34,927)	366,733	34,927
2019 South Waterline Ext 0.00%	10,156	-	(10,156)	-	-
2019 South Waterline Ext Phase 1 0.00%	1,198,943	-	(92,226)	1,106,717	92,226
2020 Sugarcreek WTP Design 0%	3,396,957	18,649,070	-	22,046,027	-
2020 Cromer reservoir improvements 0%	266,744	77,317	(35,042)	309,019	-
Sewer operations:					
2022 Allen Ave Sanitary Sewer Replacement 0%	9,385	4,146,435	-	4,155,820	-
2010 WRF phosphorus/nitrogen removal project 3.38%	41,664,030	-	(2,364,365)	39,299,665	2,452,995
2014 WRF phosphorus - MBR equipment 3.39%	20,200,320	-	(1,342,570)	18,857,750	2,021,367
Total OWDA loans	85,001,672	22,872,822	(5,601,262)	102,273,232	6,370,498

**CITY OF CANTON
STARK COUNTY, OHIO**

NOTES TO THE BASIC FINANCIAL STATEMENTS
FOR THE YEAR ENDED DECEMBER 31, 2023

NOTE 9 - LONG-TERM OBLIGATIONS - (Continued)

	Restated Outstanding 12/31/22	Additions	Reductions	Outstanding 12/31/23	Due Within One Year
<i>Business-type activities (continued)</i>					
General Obligation Bonds					
Series 2022 Various Purpose Improvement Bonds					
10,068,314, 3.14%	10,068,314	-	(535,807)	9,532,507	552,631
Net pension liability	7,644,277	16,159,321	-	23,803,598	-
Net OPEB liability	-	509,098	-	509,098	-
Compensated absences	1,810,855	545,815	(359,129)	1,997,541	404,781
Financed purchase note payable	756,301	-	(142,764)	613,537	146,891
SBITA payable	106,417	-	(52,417)	54,000	54,000
Lease payable	14,135	-	(3,825)	10,310	4,045
<i>Total business-type activities</i>	<u>\$ 109,283,679</u>	<u>\$ 41,520,537</u>	<u>\$ (7,161,392)</u>	<u>\$ 143,642,824</u>	<u>\$ 8,057,109</u>

THIS SPACE INTENTIONALLY LEFT BLANK

**CITY OF CANTON
STARK COUNTY, OHIO**

NOTES TO THE BASIC FINANCIAL STATEMENTS
FOR THE YEAR ENDED DECEMBER 31, 2023

NOTE 9 - LONG-TERM OBLIGATIONS - (Continued)

	Restated Outstanding 12/31/22	Additions	Reductions	Outstanding 12/31/23	Due Within One Year
<i>Governmental activities</i>					
Series 2022, Various Purpose Improvement bonds, \$7,249,186, 3.14%	\$ 7,249,186	\$ -	\$ (385,781)	\$ 6,863,405	\$ 397,895
2014 SIB loan 3.0% (direct borrowing)	594,601	-	(393,442)	201,159	201,159
OWDA loan (direct borrowing):					
2010 Harmont Avenue sewer extension 3.25%	24,695	-	(2,958)	21,737	3,055
OPWC loans (direct borrowing):					
2014 55th Street NE storm sewer	302,865	-	(13,767)	289,098	13,767
2015 Mahoning Road Corridor	415,459	-	(21,857)	393,602	21,857
2016 30th Street Resurfacing	383,522	381,478	-	765,000	-
2004 Market Avenue sewer	45,000	-	(15,000)	30,000	15,000
2014 37th Street road project	38,658	-	(11,046)	27,612	11,045
2017 Overbrook NW Storm Sewer	45,675	-	(3,045)	42,630	3,045
2017 38th Street Waterline roadway replacement project	379,474	-	(54,210)	325,264	54,210
2019 Mahoning Road Improvement Ph 2	855,000	-	(45,000)	810,000	45,000
2019 47th St NW Storm Sewer	84,475	-	(4,969)	79,506	4,969
2019 Citywide Traffic Signal Upgrades	133,798	-	(7,042)	126,756	7,042
2019 47th St/Packard Ave Storm Sewer	228,616	-	(7,884)	220,732	7,884
2019 Ridgewood Phase 1 Part 2	402,187	-	(32,175)	370,012	32,175
2009 30th Street NE storm sewer	185,250	-	(24,700)	160,550	24,700
Total OPWC loans	3,499,979	381,478	(240,695)	3,640,762	240,694
Compensated absences	6,151,060	1,997,504	(1,465,676)	6,682,888	2,009,776
Note payable (direct borrowing)	900,000	725,000	(900,000)	725,000	725,000
Net pension liability	67,894,967	51,364,603	-	119,259,570	-
Net OPEB liability	9,917,277	765,783	(3,662,214)	7,020,846	-
Financed purchase note payable	1,097,561	-	(576,240)	521,321	257,888
SBITA payable	25,582	-	(12,600)	12,982	12,982
Leases payable	179,570	-	(11,843)	167,727	12,569
<i>Total governmental activities</i>	97,534,478	55,234,368	(7,651,449)	145,117,397	3,861,018
Totals	\$ 206,818,157	\$ 96,754,905	\$ (14,812,841)	\$ 288,760,221	\$ 11,918,127

**CITY OF CANTON
STARK COUNTY, OHIO**

NOTES TO THE BASIC FINANCIAL STATEMENTS
FOR THE YEAR ENDED DECEMBER 31, 2023

NOTE 9 - LONG-TERM OBLIGATIONS - (Continued)

The schedule of long-term obligations on the previous page differs from liabilities reported on the government-wide statement of net position as a result of the compensated absences payable associated with the business-type activities being included with the long-term liabilities of the governmental activities. The compensated absences claim internal service fund is responsible for the payment of both the governmental and business-type compensated absences liabilities. Since governmental activities are the primary user of the internal service funds, GAAP requires that the long-term liabilities of the internal service fund be reported among the governmental activities.

A reconciliation of the schedule of long-term obligations to the statement of net position at December 31, 2023 were as follows:

	Governmental Activities	Business-Type Activities	Total
Long-term obligations per schedule above	\$ 145,117,397	\$ 143,642,824	\$ 288,760,221
Consolidation of compensated absences claim internal service fund into governmental activities	1,997,541	(1,997,541)	-
Long-term liabilities on government-wide statement of net position	\$ 147,114,938	\$ 141,645,283	\$ 288,760,221

Of the \$1,997,541 of business-type compensated absences to be paid from the compensated absences claim internal service fund (which is consolidated with the governmental activities on the statement of net position), \$404,781 is due within one year.

Notes Payable

On April 1, 2023, the City issued a \$900,000 Historic Hercules note payable for the purpose of renovating and redeveloping the former Hercules Motor Company facility into market rate residential apartments and related facilities. This note matures on April 1, 2024. Of this total, \$175,000 is considered a short-term note payable (see Note 11) and \$725,000 is considered a long-term note payable. The long-term note payable represents the portion of the Historic Hercules note issue that was refinanced subsequent to year-end with a new maturity date greater than one year from the date of the financial statements (see Note 11). The long-term note payable matures April 1, 2025. The long-term notes are backed by the full faith and credit of the City.

The notes were a direct placement with terms negotiated directly with the investor and were not offered for public sale.

Net Pension Liability and Net OPEB Liability

The City pays obligations related to employee compensation from the fund benefitting from their services. For the City's governmental activities, any net pension liability would be primarily liquidated by the general fund. See Notes 13 and 14 for further information.

Lease Payable

See Note 10 for further detail on the City's lease payables.

SBITA Payable

See Note 24 for further detail on the City's lease payables.

**CITY OF CANTON
STARK COUNTY, OHIO**

NOTES TO THE BASIC FINANCIAL STATEMENTS
FOR THE YEAR ENDED DECEMBER 31, 2023

NOTE 9 - LONG-TERM OBLIGATIONS - (Continued)

Legal Debt Margin

The City's overall legal debt margin was \$98,962,996 and an unvoted debt margin of \$48,626,294 at December 31, 2023.

NOTE 10 - LEASES PAYABLE

The City has entered into lease agreements for the use of right to use equipment and a building. Due to the implementation of GASB Statement No. 87, the City will report an intangible capital asset and corresponding liability for the future scheduled payments under the leases. The lease payments will be paid from the general fund, community and economic development fund, the nonmajor governmental funds and the nonmajor enterprise fund.

The City has entered into lease agreements with varying years and terms as follows:

Purpose	Lease Commencement Date	Years	Lease End Date	Payment Method
Building space	2022	30	2052	Monthly
Copiers	2021	5	2026	Monthly

The following is a schedule of future lease payments under the lease agreements:

Leases Payable

Year Ending December 31	Governmental Activities		Business-Type Activities	
	Principal	Interest	Principal	Interest
2024	\$ 12,569	\$ 5,947	\$ 4,045	\$ 478
2025	13,345	5,170	4,280	244
2026	10,881	4,383	1,985	30
2027	3,731	4,054	-	-
2028	3,557	3,943	-	-
2029 - 2033	19,557	17,943	-	-
2034 - 2038	22,878	14,622	-	-
2039 - 2043	26,761	10,739	-	-
2044 - 2048	31,304	6,196	-	-
2049 - 2052	23,144	1,231	-	-
Total	\$ 167,727	\$ 74,228	\$ 10,310	\$ 752

**CITY OF CANTON
STARK COUNTY, OHIO**

NOTES TO THE BASIC FINANCIAL STATEMENTS
FOR THE YEAR ENDED DECEMBER 31, 2023

NOTE 11 - NOTES PAYABLE

The following is a summary of short-term note transactions for the year ended December 31, 2023 reflected in the general fund on the fund financial statements and in the governmental activities on the government-wide financial statements:

	Balance 12/31/2022	Issued	Retired	Balance 12/31/2023
Notes Payable:				
Historic Hercules Project	\$ 300,000	\$ 175,000	\$ (300,000)	\$ 175,000
Hall of Fame Village Project	2,750,000	2,250,000	(2,750,000)	2,250,000
	\$ 3,050,000	\$ 2,425,000	\$ (3,050,000)	\$ 2,425,000

The Hall of Fame Village project note was issued on December 1, 2023 and had an outstanding balance of \$2,250,000 at December 31, 2023. This note was issued to refinance notes previously issued on December 1, 2022 which matured December 1, 2023. The note was issued at an interest rate of 6% and matures on December 1, 2024. The note was issued in anticipation of a long-term bond financing for improvements to Hall of Fame Village related to economic development.

On April 1, 2023, the City issued a \$900,000 Historic Hercules note payable to refinance notes previously issued on April 1, 2022 which matured April 1, 2023. The original issue was issued for the purpose of renovating and redeveloping the former Hercules Motor Company facility into market rate residential apartments and related facilities. Of this total, \$175,000 is considered a short-term note payable and \$725,000 is considered a long-term note payable (see Note 9). The short-term note payable represents the portion of the Historic Hercules note issue that will be retired when the notes are refinanced on April 1, 2024 (see Note 25 for detail). All short-term notes were backed by the full faith and credit of the City and mature within one year. The short-term note liability is reflected in the General Fund, the fund which received the proceeds. The short-term notes were issued in anticipation of long-term bond financing and will be refinanced until such funds are issued.

NOTE 12 - BUDGETARY BASIS OF ACCOUNTING

While the City is reporting financial position, results of operations and changes in fund balance on the basis of generally accepted accounting principles (GAAP), the budgetary basis as provided by law is based upon accounting for certain transactions on a basis of cash receipts, disbursements and encumbrances. The statement of revenues, expenditures and changes in fund balances - budget (non-GAAP basis) and actual presented for the general fund and community and economic development fund are presented on the budgetary basis to provide a meaningful comparison of actual results with the budget.

The major differences between the budget basis and GAAP basis are as follows:

1. Revenues and other sources are recorded when received in cash (budget) as opposed to when susceptible to accrual (GAAP).
2. Expenditures and other uses are recorded when paid in cash (budget) as opposed to when the liability is incurred (GAAP).
3. Encumbrances are treated as expenditures (budget) rather than restricted, committed, or assigned fund balance (GAAP).
4. Unreported cash (cash on hand) represents amounts received but not included on the budget basis operating statements. These amounts are included on the GAAP basis operating statement.

**CITY OF CANTON
STARK COUNTY, OHIO**

NOTES TO THE BASIC FINANCIAL STATEMENTS
FOR THE YEAR ENDED DECEMBER 31, 2023

NOTE 12 - BUDGETARY BASIS OF ACCOUNTING - (Continued)

5. Proceeds from manuscript debt are an other financing source (budget) as opposed to a balance sheet transaction (GAAP basis).

The following table summarizes the adjustments necessary to reconcile the GAAP basis statements to the budgetary basis statements for the general fund, the community and economic development fund, the ARPA fund, and the Comprehensive Plan Implementation fund.

	Net Change in Fund Balance			
	General	Community and Economic		Comprehensive
	Fund	Development Fund	ARPA	Plan Implementation
Budget basis	\$ 2,239,966	\$ (1,738,199)	\$ (40,106,089)	\$ 1,014,836
Net adjustment for revenue accruals	1,835,496	(178,914)	12,055,953	(335,530)
Net adjustment for expenditure accruals	2,384,582	135,384	292,718	(1,061,776)
Net adjustment for other financing sources (uses) accruals	(1,524,336)	500	-	750,000
Funds budgeted elsewhere	(7,481)	-	-	-
Encumbrances	2,455,921	1,892,348	27,757,418	5,318,292
GAAP basis	<u>\$ 7,384,148</u>	<u>\$ 111,119</u>	<u>\$ -</u>	<u>\$ 5,685,822</u>

THIS SPACE INTENTIONALLY LEFT BLANK

**CITY OF CANTON
STARK COUNTY, OHIO**

NOTES TO THE BASIC FINANCIAL STATEMENTS
FOR THE YEAR ENDED DECEMBER 31, 2023

NOTE 13 - DEFINED BENEFIT PENSION PLANS

The Statewide retirement systems provide both pension benefits and other postemployment benefits (OPEB).

Net Pension Liability/Asset and Net OPEB Liability

The net pension liability/asset and the net OPEB liability reported on the statement of net position represents a liability or asset to employees for pensions and OPEB, respectively.

Pensions and OPEB are a component of exchange transactions – between an employer and its employees – of salaries and benefits for employee services. Pensions and OPEB are provided to an employee – on a deferred-payment basis – as part of the total compensation package offered by an employer for employee services each financial period. The obligation to sacrifice resources for pensions is a present obligation because it was created as a result of employment exchanges that already have occurred.

The net pension liability/asset and the net OPEB liability represent the City’s proportionate share of each pension/OPEB plan’s collective actuarial present value of projected benefit payments attributable to past periods of service, net of each pension/OPEB plan’s fiduciary net position. The net pension/OPEB liability/asset calculation is dependent on critical long-term variables, including estimated average life expectancies, earnings on investments, cost-of-living adjustments and others. While these estimates use the best information available, unknowable future events require adjusting this estimate annually.

The Ohio Revised Code limits the City’s obligation for this liability to annually required payments. The City cannot control benefit terms or the manner in which pensions/OPEB are financed; however, the City does receive the benefit of employees’ services in exchange for compensation including pension and OPEB.

GASB 68/75 assumes the liability/asset is solely the obligation of the employer, because (1) they benefit from employee services; and (2) State statute requires funding to come from these employers. All pension contributions to date have come solely from these employers (which also includes pension costs paid in the form of withholdings from employees). The retirement systems may allocate a portion of the employer contributions to provide for these OPEB benefits. In addition, health care plan enrollees pay a portion of the health care costs in the form of a monthly premium. State statute requires the retirement systems to amortize unfunded pension liabilities within 30 years. If the pension amortization period exceeds 30 years, each retirement system’s board must propose corrective action to the State legislature. Any resulting legislative change to benefits or funding could significantly affect the net pension/OPEB liability. Resulting adjustments to the net pension/OPEB liability would be effective when the changes are legally enforceable. The Ohio Revised Code permits, but does not require, the retirement systems to provide health care to eligible benefit recipients.

The proportionate share of each plan’s unfunded benefits is presented as a long-term net pension/OPEB liability/asset on the accrual basis of accounting. Any liability for the contractually-required pension/OPEB contribution outstanding at the end of the year is included in due to other governments on both the accrual and modified accrual bases of accounting.

The remainder of this note includes the pension disclosures. See Note 14 for the OPEB disclosures.

Plan Description - Ohio Public Employees Retirement System (OPERS)

Plan Description - City employees, other than full-time police and firefighters, participate in the Ohio Public Employees Retirement System (OPERS). OPERS is a cost-sharing, multiple employer public employee retirement system which administers three separate pension plans. The traditional pension plan is a cost-sharing, multiple-employer defined benefit pension plan. The member-directed plan is a defined contribution plan and the combined plan is a combination cost-sharing, multiple-employer defined benefit/defined contribution pension plan. Participating employers are divided into state, local, law enforcement and public safety divisions. While members in the state and local divisions may participate in all three plans, law enforcement and public safety divisions exist only within the traditional plan.

**CITY OF CANTON
STARK COUNTY, OHIO**

NOTES TO THE BASIC FINANCIAL STATEMENTS
FOR THE YEAR ENDED DECEMBER 31, 2023

NOTE 13 - DEFINED BENEFIT PENSION PLANS - (Continued)

OPERS provides retirement, disability, survivor and death benefits, and annual cost of living adjustments to members of the traditional and combined plans. Authority to establish and amend benefits is provided by Chapter 145 of the Ohio Revised Code. OPERS issues a stand-alone financial report that includes financial statements, required supplementary information and detailed information about OPERS' fiduciary net position that may be obtained by visiting <https://www.opers.org/financial/reports.shtml>, by writing to the Ohio Public Employees Retirement System, 277 East Town Street, Columbus, Ohio 43215-4642, or by calling 800-222-7377.

Senate Bill (SB) 343 was enacted into law with an effective date of January 7, 2013. In the legislation, members in the traditional and combined plans were categorized into three groups with varying provisions of the law applicable to each group.

The following table provides age and service requirements for retirement and the retirement formula applied to final average salary (FAS) for the three member groups under the traditional and combined plans as per the reduced benefits adopted by SB 343 (see OPERS Annual Comprehensive Financial Report referenced above for additional information, including requirements for reduced and unreduced benefits):

Group A Eligible to retire prior to January 7, 2013 or five years after January 7, 2013	Group B 20 years of service credit prior to January 7, 2013 or eligible to retire ten years after January 7, 2013	Group C Members not in other Groups and members hired on or after January 7, 2013
State and Local	State and Local	State and Local
Age and Service Requirements: Age 60 with 60 months of service credit or Age 55 with 25 years of service credit	Age and Service Requirements: Age 60 with 60 months of service credit or Age 55 with 25 years of service credit	Age and Service Requirements: Age 57 with 25 years of service credit or Age 62 with 5 years of service credit
Traditional Plan Formula: 2.2% of FAS multiplied by years of service for the first 30 years and 2.5% for service years in excess of 30	Traditional Plan Formula: 2.2% of FAS multiplied by years of service for the first 30 years and 2.5% for service years in excess of 30	Traditional Plan Formula: 2.2% of FAS multiplied by years of service for the first 35 years and 2.5% for service years in excess of 35
Combined Plan Formula: 1% of FAS multiplied by years of service for the first 30 years and 1.25% for service years in excess of 30	Combined Plan Formula: 1% of FAS multiplied by years of service for the first 30 years and 1.25% for service years in excess of 30	Combined Plan Formula: 1% of FAS multiplied by years of service for the first 35 years and 1.25% for service years in excess of 35

Final average Salary (FAS) represents the average of the three highest years of earnings over a member's career for Groups A and B. Group C is based on the average of the five highest years of earnings over a member's career.

Members who retire before meeting the age and years of service credit requirement for unreduced benefits receive a percentage reduction in the benefit amount. The amount of a member's pension benefit vests upon receipt of the initial benefit payment. The options for Public Safety and Law Enforcement permit early retirement under qualifying circumstances as early as age 48 with a reduced benefit.

When a traditional plan benefit recipient has received benefits for 12 months, the member is eligible for an annual cost of living adjustment (COLA). This COLA is calculated on the base retirement benefit at the date of retirement and is not compounded. Members retiring under the combined plan receive a cost-of-living adjustment on the defined benefit portion of their pension benefit. For those who retired prior to January 7, 2013, the cost-of-living adjustment is 3.00%. For those retiring on or after January 7, 2013, beginning in calendar year 2019, the adjustment is based on the average percentage increase in the Consumer Price Index, capped at 3.00%.

**CITY OF CANTON
STARK COUNTY, OHIO**

NOTES TO THE BASIC FINANCIAL STATEMENTS
FOR THE YEAR ENDED DECEMBER 31, 2023

NOTE 13 - DEFINED BENEFIT PENSION PLANS - (Continued)

Defined contribution plan benefits are established in the plan documents, which may be amended by the Board. Member-directed plan and combined plan members who have met the retirement eligibility requirements may apply for retirement benefits. The amount available for defined contribution benefits in the combined plan consists of the member's contributions plus or minus the investment gains or losses resulting from the member's investment selections. Combined plan members wishing to receive benefits must meet the requirements for both the defined benefit and defined contribution plans. Member-directed participants must have attained the age of 55, have money on deposit in the defined contribution plan and have terminated public service to apply for retirement benefits. The amount available for defined contribution benefits in the member-directed plan consists of the members' contributions, vested employer contributions and investment gains or losses resulting from the members' investment selections. Employer contributions and associated investment earnings vest over a five-year period, at a rate of 20.00% each year. At retirement, members may select one of several distribution options for payment of the vested balance in their individual OPERS accounts. Options include the annuitization of the benefit (which includes joint and survivor options and will continue to be administered by OPERS), partial lump-sum payments (subject to limitations), a rollover of the vested account balance to another financial institution, receipt of entire account balance, net of taxes withheld, or a combination of these options. When members choose to annuitize their defined contribution benefit, the annuitized portion of the benefit is reclassified to a defined benefit.

Funding Policy - The Ohio Revised Code (ORC) provides statutory authority for member and employer contributions as follows:

	State and Local	
	Traditional	Combined
2023 Statutory Maximum Contribution Rates		
Employer	14.0 %	14.0 %
Employee *	10.0 %	10.0 %
2023 Actual Contribution Rates		
Employer:		
Pension ****	14.0 %	12.0 %
Post-employment Health Care Benefits *****	0.0	2.0
Total Employer	14.0 %	14.0 %
Employee	10.0 %	10.0 %

* Member contributions within the combined plan are not used to fund the defined benefit retirement allowance.

***** These pension and employer health care rates are for the traditional and combined plans. The employer contributions rate for the member-directed plan is allocated 4 percent for health care with the remainder going to pension; however, effective July 1, 2022, a portion of the health care rate is funded with reserves.

Employer contribution rates are actuarially determined and are expressed as a percentage of covered payroll.

The City's contractually required contribution for the Traditional Pension Plan, the Combined Plan and Member-Directed Plan was \$4,793,121 for 2023. Of this amount, \$217,053 is reported as due to other governments.

**CITY OF CANTON
STARK COUNTY, OHIO**

NOTES TO THE BASIC FINANCIAL STATEMENTS
FOR THE YEAR ENDED DECEMBER 31, 2023

NOTE 13 - DEFINED BENEFIT PENSION PLANS - (Continued)

Plan Description - Ohio Police & Fire Pension Fund (OP&F)

Plan Description - City full-time police and firefighters participate in Ohio Police and Fire Pension Fund (OP&F), a cost-sharing, multiple-employer defined benefit pension plan administered by OP&F. OP&F provides retirement and disability pension benefits, annual cost-of-living adjustments, and death benefits to plan members and beneficiaries. Benefit provisions are established by the Ohio State Legislature and are codified in Chapter 742 of the Ohio Revised Code. OP&F issues a publicly available financial report that includes financial information and required supplementary information and detailed information about OP&F fiduciary net position. The report may be obtained by visiting the OP&F website at www.op-f.org or by writing to the Ohio Police and Fire Pension Fund, 140 East Town Street, Columbus, Ohio 43215-5164.

Upon attaining a qualifying age with sufficient years of service, a member of OP&F may retire and receive a lifetime monthly pension. OP&F offers four types of service retirement: normal, service commuted, age/service commuted and actuarially reduced. Each type has different eligibility guidelines and is calculated using the member's average annual salary. The following discussion of the pension formula relates to normal service retirement.

For members hired after July 1, 2013, the minimum retirement age is 52 for normal service retirement with at least 25 years of service credit. For members hired on or before after July 1, 2013, the minimum retirement age is 48 for normal service retirement with at least 25 years of service credit.

The annual pension benefit for normal service retirement is equal to a percentage of the allowable average annual salary. The percentage equals 2.50% for each of the first 20 years of service credit, 2.00% for each of the next five years of service credit and 1.50% for each year of service credit in excess of 25 years. The maximum pension of 72.00% of the allowable average annual salary is paid after 33 years of service credit (see OP&F Annual Comprehensive Financial Report referenced above for additional information, including requirements for Deferred Retirement Option Plan provisions and reduced and unreduced benefits).

Under normal service retirement, retired members who are at least 55 years old and have been receiving OP&F benefits for at least one year may be eligible for a cost-of-living allowance adjustment. The age 55 provision for receiving a COLA does not apply to those who are receiving a permanent and total disability benefit, statutory survivors and annuity beneficiaries. Members participating in the DROP program have separate eligibility requirements related to COLA.

The COLA amount for members who have 15 or more years of service credit as of July 1, 2013, and members who are receiving a pension benefit that became effective before July 1, 2013, will be equal to 3.00% of the member's base pension benefit.

The COLA amount for members who have less than 15 years of service credit as of July 1, 2013, and members whose pension benefit became effective on or after July 1, 2013, will be equal to a percentage of the member's base pension benefit where the percentage is the lesser of 3.00% or the percentage increase in the consumer price index, if any, over the twelve-month period that ends on the thirtieth day of September of the immediately preceding year, rounded to the nearest one-tenth of one percent.

Members who retired prior to July 24, 1986, or their surviving beneficiaries under optional plans are entitled to cost-of-living allowance increases. The annual increase is paid on July 1st of each year. The annual COLA increase is \$360 under a Single Life Annuity Plan with proportional reductions for optional payment plans.

**CITY OF CANTON
STARK COUNTY, OHIO**

NOTES TO THE BASIC FINANCIAL STATEMENTS
FOR THE YEAR ENDED DECEMBER 31, 2023

NOTE 13 - DEFINED BENEFIT PENSION PLANS - (Continued)

Funding Policy - The Ohio Revised Code (ORC) provides statutory authority for member and employer contributions as follows:

	<u>Police</u>	<u>Firefighters</u>
2023 Statutory Maximum Contribution Rates		
Employer	19.50 %	24.00 %
Employee	12.25 %	12.25 %
2023 Actual Contribution Rates		
Employer:		
Pension	19.00 %	23.50 %
Post-employment Health Care Benefits	0.50 %	0.50 %
Total Employer	<u>19.50 %</u>	<u>24.00 %</u>
Employee	12.25 %	12.25 %

Employer contribution rates are expressed as a percentage of covered payroll. The City's contractually required contribution to OP&F was \$5,306,142 for 2023. Of this amount, \$214,259 is reported as due to other governments.

Net Pension Liabilities/Assets, Pension Expense, and Deferred Outflows of Resources and Deferred Inflows of Resources Related to Pensions

The net pension liability and net pension asset for OPERS was measured as of December 31, 2022, and the total pension liability or asset used to calculate the net pension liability or asset was determined by an actuarial valuation as of that date. OP&F's total pension liability was measured as of December 31, 2022, and was determined by rolling forward the total pension liability as of January 1, 2022, to December 31, 2022. The City's proportion of the net pension liability or asset was based on the City's share of contributions to the pension plan relative to the contributions of all participating entities.

Following is information related to the proportionate share and pension expense:

	<u>OPERS - Traditional</u>	<u>OPERS - Combined</u>	<u>OPERS - Member- Directed</u>	<u>OP&F</u>	<u>Total</u>
Proportion of the net pension liability/asset prior measurement date	0.21853200%	0.25466100%	0.17346900%	0.90479000%	
Proportion of the net pension liability/asset current measurement date	<u>0.20179000%</u>	<u>0.26746000%</u>	<u>0.16593900%</u>	<u>0.87855580%</u>	
Change in proportionate share	<u>-0.01674200%</u>	<u>0.01279900%</u>	<u>-0.00753000%</u>	<u>-0.02623420%</u>	
Proportionate share of the net pension liability	\$ 59,608,883	\$ -	\$ -	\$ 83,454,285	\$ 143,063,168
Proportionate share of the net pension asset	-	(630,376)	(12,977)	-	(643,353)
Pension expense	8,576,838	80,821	(1,257)	9,807,584	18,463,986

**CITY OF CANTON
STARK COUNTY, OHIO**

NOTES TO THE BASIC FINANCIAL STATEMENTS
FOR THE YEAR ENDED DECEMBER 31, 2023

NOTE 13 - DEFINED BENEFIT PENSION PLANS - (Continued)

At December 31, 2023, the City reported deferred outflows of resources and deferred inflows of resources related to pensions from the following sources:

	OPERS - Traditional	OPERS - Combined	Member- Directed	OP&F	Total
Deferred outflows of resources					
Differences between expected and actual experience	\$ 1,979,956	\$ 38,755	\$ 37,286	\$ 1,251,776	\$ 3,307,773
Net difference between projected and actual earnings on pension plan investments	16,990,402	229,737	6,086	12,149,917	29,376,142
Changes of assumptions	629,725	41,732	823	7,527,289	8,199,569
Changes in employer's proportionate percentage/ difference between employer contributions	265,950	-	-	944,168	1,210,118
Contributions subsequent to the measurement date	4,521,978	148,862	122,281	5,306,142	10,099,263
Total deferred outflows of resources	<u>\$ 24,388,011</u>	<u>\$ 459,086</u>	<u>\$ 166,476</u>	<u>\$ 27,179,292</u>	<u>\$ 52,192,865</u>
Deferred inflows of resources					
Differences between expected and actual experience	\$ -	\$ 90,082	\$ -	\$ 1,901,332	\$ 1,991,414
Changes of assumptions	-	-	-	1,627,335	1,627,335
Changes in employer's proportionate percentage/ difference between employer contributions	1,778,075	-	-	2,395,132	4,173,207
Total deferred inflows of resources	<u>\$ 1,778,075</u>	<u>\$ 90,082</u>	<u>\$ -</u>	<u>\$ 5,923,799</u>	<u>\$ 7,791,956</u>

\$10,099,263 reported as deferred outflows of resources related to pension resulting from City contributions subsequent to the measurement date will be recognized as a reduction of/increase to the net pension liability/asset in the year ending December 31, 2024.

**CITY OF CANTON
STARK COUNTY, OHIO**

NOTES TO THE BASIC FINANCIAL STATEMENTS
FOR THE YEAR ENDED DECEMBER 31, 2023

NOTE 13 - DEFINED BENEFIT PENSION PLANS - (Continued)

Other amounts reported as deferred outflows of resources and deferred inflows of resources related to pension will be recognized in pension expense as follows:

Year Ending December 31:	OPERS - Traditional	OPERS - Combined	OPERS - Member- Directed	OP&F	Total
2024	\$ 1,368,284	\$ 9,331	\$ 6,188	\$ 1,302,297	\$ 2,686,100
2025	3,395,490	42,263	6,637	3,959,753	7,404,143
2026	5,001,103	58,640	6,751	4,500,252	9,566,746
2027	8,323,081	98,907	7,652	6,640,477	15,070,117
2028	-	(277)	4,394	(453,428)	(449,311)
Thereafter	-	11,278	12,573	-	23,851
Total	<u>\$ 18,087,958</u>	<u>\$ 220,142</u>	<u>\$ 44,195</u>	<u>\$ 15,949,351</u>	<u>\$ 34,301,646</u>

Actuarial Assumptions - OPERS

Actuarial valuations of an ongoing plan involve estimates of the values of reported amounts and assumptions about the probability of occurrence of events far into the future. Examples include assumptions about future employment, mortality, and cost trends. Actuarially determined amounts are subject to continual review or modification as actual results are compared with past expectations and new estimates are made about the future.

Projections of benefits for financial-reporting purposes are based on the substantive plan (the plan as understood by the employers and plan members) and include the types of benefits provided at the time of each valuation. The total pension liability was determined by an actuarial valuation as of December 31, 2022, using the following actuarial assumptions applied to all periods included in the measurement in accordance with the requirements of GASB 67.

Key methods and assumptions used in the latest actuarial valuation, reflecting experience study results, prepared as of December 31, 2022, compared to the December 31, 2021 actuarial valuation, are presented below.

Wage inflation

Current measurement date	2.75%
Prior measurement date	2.75%

Future salary increases, including inflation

Current measurement date	2.75% to 10.75% including wage inflation
Prior measurement date	2.75% to 10.75% including wage inflation

COLA or ad hoc COLA

Current measurement date	Pre 1/7/2013 retirees: 3.00%, simple Post 1/7/2013 retirees: 3.00%, simple through 2022, then 2.05% simple
Prior measurement date	Pre 1/7/2013 retirees: 3.00%, simple Post 1/7/2013 retirees: 3.00%, simple through 2022, then 2.05% simple

Investment rate of return

Current measurement date	6.90%
Prior measurement date	6.90%

Actuarial cost method

Individual entry age

**CITY OF CANTON
STARK COUNTY, OHIO**

NOTES TO THE BASIC FINANCIAL STATEMENTS
FOR THE YEAR ENDED DECEMBER 31, 2023

NOTE 13 - DEFINED BENEFIT PENSION PLANS - (Continued)

Pre-retirement mortality rates are based on 130% of the Pub-2010 General Employee Mortality tables (males and females) for State and Local Government divisions and 170% of the Pub-2010 Safety Employee Mortality tables (males and females) for the Public Safety and Law Enforcement divisions. Post-retirement mortality rates are based on 115% of the PubG-2010 Retiree Mortality Tables (males and females) for all divisions. Post-retirement mortality rates for disabled retirees are based on the PubNS-2010 Disabled Retiree Mortality Tables (males and females) for all divisions. For all of the previously described tables, the base year is 2010 and mortality rates for a particular calendar year are determined by applying the MP-2020 mortality improvement scales (males and females) to all of these tables.

The most recent experience study was completed for the five-year period ended December 31, 2020.

During 2022, OPERS managed investments in three investment portfolios: the Defined Benefit portfolio, the Health Care portfolio and the Defined Contribution portfolio. The Defined Benefit portfolio contains the investment assets of the Traditional Pension Plan, the defined benefit component of the Combined Plan and the annuitized accounts of the Member-Directed Plan. Within the Defined Benefit portfolio, contributions into the plans are all recorded at the same time, and benefit payments all occur on the first of the month. Accordingly, the money-weighted rate of return is considered to be the same for all plans within the portfolio. The annual money-weighted rate of return expressing investment performance, net of investment expenses and adjusted for the changing amounts actually invested, for the Defined Benefit portfolio was a loss of 12.1% for 2022.

The allocation of investment assets within the Defined Benefit portfolio is approved by the Board as outlined in the annual investment plan. Plan assets are managed on a total return basis with a long-term objective of achieving and maintaining a fully funded status for the benefits provided through the defined benefit pension plans. The long-term expected rate of return on defined benefit investment assets was determined using a building-block method in which best-estimate ranges of expected future real rates of return are developed for each major asset class. These ranges are combined to produce the long-term expected rate of return by weighting the expected future real rates of return by the target asset allocation percentage, adjusted for inflation. Best estimates of geometric real rates of return were provided by the Board's investment consultant.

For each major asset class that is included in the Defined Benefit portfolio's target asset allocation as of December 31, 2022, these best estimates are summarized in the following table:

<u>Asset Class</u>	<u>Target Allocation</u>	<u>Weighted Average Long-Term Expected Real Rate of Return (Geometric)</u>
Fixed income	22.00 %	2.62 %
Domestic equities	22.00	4.60
Real estate	13.00	3.27
Private equity	15.00	7.53
International equities	21.00	5.51
Risk Parity	2.00	4.37
Other investments	5.00	3.27
Total	<u>100.00 %</u>	

**CITY OF CANTON
STARK COUNTY, OHIO**

NOTES TO THE BASIC FINANCIAL STATEMENTS
FOR THE YEAR ENDED DECEMBER 31, 2023

NOTE 13 - DEFINED BENEFIT PENSION PLANS - (Continued)

Discount Rate - The discount rate used to measure the total pension liability/asset was 6.90%, post-experience study results, for the Traditional Pension Plan, the Combined Plan and Member-Directed Plan. The discount rate used to measure total pension liability prior to December 31, 2022 was 6.90%. The projection of cash flows used to determine the discount rate assumed that contributions from plan members and those of the contributing employers are made at the contractually required rates, as actuarially determined. Based on those assumptions, the pension plan's fiduciary net position was projected to be available to make all projected future benefit payments of current plan members. Therefore, the long-term expected rate of return on pension plan investments for the Traditional Pension Plan, Combined Plan and Member-Directed Plan was applied to all periods of projected benefit payments to determine the total pension liability.

Sensitivity of the City's Proportionate Share of the Net Pension Liability/Asset to Changes in the Discount Rate - The following table presents the proportionate share of the net pension liability/asset calculated using the current period discount rate assumption of 6.90%, as well as what the proportionate share of the net pension liability/asset would be if it were calculated using a discount rate that is one-percentage-point lower (5.90%) or one-percentage-point higher (7.90%) than the current rate:

	1% Decrease	Current Discount Rate	1% Increase
City's proportionate share of the net pension liability (asset):			
Traditional Pension Plan	\$ 89,292,117	\$ 59,608,883	\$ 34,917,758
Combined Plan	(328,976)	(630,376)	(869,245)
Member-Directed Plan	(8,297)	(12,977)	(16,594)

Actuarial Assumptions - OP&F

OP&F's total pension liability as of December 31, 2022, is based on the results of an actuarial valuation date of January 1, 2022, and rolled-forward using generally accepted actuarial procedures. The total pension liability is determined by OP&F's actuaries in accordance with GASB Statement No. 67, as part of their annual valuation. Actuarial valuations of an ongoing retirement plan involve estimates of the value of reported amounts and assumptions about probability of occurrence of events far into the future. Examples include assumptions about future employment mortality, salary increases, disabilities, retirements and employment terminations. Actuarially determined amounts are subject to continual review and potential modifications, as actual results are compared with past expectations and new estimates are made about the future. Experience study assumptions were performed by OP&F's prior actuary and completed as of December 31, 2016. Changes in demographic and economic actuarial assumptions were made. Assumptions considered were: withdrawal rates, disability retirement, service retirement, DROP elections, mortality, percent married and forms of payment, DROP interest rate, CPI-based COLA, investment returns, salary increases and payroll growth. The changes in assumptions are being amortized over the estimated remaining useful live of the participants which was 5.81 years at December 31, 2022.

**CITY OF CANTON
STARK COUNTY, OHIO**

NOTES TO THE BASIC FINANCIAL STATEMENTS
FOR THE YEAR ENDED DECEMBER 31, 2023

NOTE 13 - DEFINED BENEFIT PENSION PLANS - (Continued)

Key methods and assumptions used in calculating the total pension liability in the latest actuarial valuation, prepared as of December 31, 2022, compared to December 31, 2021, are presented below.

Valuation date	1/1/22 with actuarial liabilities rolled forward to 12/31/22
Actuarial cost method	Entry age normal (level percent of payroll)
Investment rate of return	
Current measurement date	7.50%
Prior measurement date	7.50%
Projected salary increases	3.75% - 10.50%
Payroll increases	3.25% per annum, compounded annually, consisting of inflation rate of 2.75% plus productivity increase rate of 0.50%
Cost of living adjustments	2.20% per year simple

Health Mortality

Mortality for service retirees is based on the Pub-2010 Below-Median Safety Amount-Weighted Healthy Retiree mortality table with rates adjusted by 96.2% for males and 98.7% for females. All rates are projected using the MP-2021 Improvement Scale.

Disabled Mortality

Mortality for disabled retirees is based on the Pub-2010 Safety Amount-Weighted Disabled Retiree mortality table with rates adjusted by 135% for males and 97.9% for females. All rates are projected using the MP-2021 Improvement Scale.

Contingent Annuitant Mortality

Mortality for contingent annuitants is based on the Pub- 2010 Below-Median Safety Amount-Weighted Contingent Annuitant Retiree mortality table with rates adjusted by 108.9% for males and 131% for females. All rates are projected using the MP-2021 Improvement Scale.

Pre-Retirement Mortality

Mortality for active members is based on the Pub-2010 Below-Median Safety Amount-Weighted Employee mortality table. All rates are projected using the MP- 2021 Improvement Scale.

The most recent experience study was completed for the five-year period ended December 31, 2021.

The long-term expected rate of return on pension plan investments was determined using a building-block method in which best-estimate ranges of expected future real rates of return (expected returns, net of pension plan investment expense and inflation) are developed for each major asset class. These ranges are combined to produce the long-term expected rate of return by weighting the expected future real rates of return by the target asset allocation percentage and by adding expected inflation. The assumption is intended to be a long-term assumption (30 to 50 years) and is not expected to change absent a significant change in the asset allocation, a change in the underlying inflation assumption, or a fundamental change in the market that alters expected returns in future years.

**CITY OF CANTON
STARK COUNTY, OHIO**

NOTES TO THE BASIC FINANCIAL STATEMENTS
FOR THE YEAR ENDED DECEMBER 31, 2023

NOTE 13 - DEFINED BENEFIT PENSION PLANS - (Continued)

Best estimates of the long-term expected geometric real rates of return for each major asset class included in OP&F's target asset allocation as of December 31, 2022 are summarized below:

Asset Class	Target Allocation	Long Term Expected Real Rate of Return **
Cash and cash equivalents	0.00 %	0.00 %
Domestic equity	18.60	4.80
Non-US equity	12.40	5.50
Private markets	10.00	7.90
Core fixed income *	25.00	2.50
High yield fixed income	7.00	4.40
Private credit	5.00	5.90
U.S. inflation linked bonds *	15.00	2.00
Midstream energy infrastructure	5.00	5.90
Real assets	8.00	5.90
Gold	5.00	3.60
Private real estate	12.00	5.30
Commodities	2.00	3.60
Total	<u>125.00 %</u>	

Note: assumptions are geometric.

* levered 2x

** Numbers are net of expected inflation.

OP&F's Board of Trustees has incorporated the risk parity concept into OP&F's asset liability valuation with the goal of reducing equity risk exposure, which reduces overall Total Portfolio risk without sacrificing return and creating a more risk-balanced portfolio based on the relationship between asset classes and economic environments. From the notional portfolio perspective above, the Total Portfolio may be levered up to 1.25 times due to the application of leverage in certain fixed income asset classes.

Discount Rate - The total pension liability was calculated using the discount rate of 7.50%. A discount rate of 7.50% was used in the previous measurement date. The projection of cash flows used to determine the discount rate assumed the contributions from employers and from the members would be computed based on contribution requirements as stipulated by State statute. Projected inflows from investment earning were calculated using the longer-term assumed investment rate of return 7.50%. Based on those assumptions, the plan's fiduciary net position was projected to be available to make all future benefit payments of current plan members. Therefore, a long-term expected rate of return on pension plan investments was applied to all periods of projected benefits to determine the total pension liability.

**CITY OF CANTON
STARK COUNTY, OHIO**

NOTES TO THE BASIC FINANCIAL STATEMENTS
FOR THE YEAR ENDED DECEMBER 31, 2023

NOTE 13 - DEFINED BENEFIT PENSION PLANS - (Continued)

Sensitivity of the City's Proportionate Share of the Net Pension Liability to Changes in the Discount Rate - Net pension liability is sensitive to changes in the discount rate, and to illustrate the potential impact the following table presents the net pension liability calculated using the discount rate of 7.50%, as well as what the net pension liability would be if it were calculated using a discount rate that is one percentage point lower (6.50%), or one percentage point higher (8.50%) than the current rate.

	1% Decrease	Current Discount Rate	1% Increase
City's proportionate share of the net pension liability	\$ 110,092,304	\$ 83,454,285	\$ 61,310,098

NOTE 14 - DEFINED BENEFIT OPEB PLANS

Net OPEB Liability

See Note 13 for a description of the net OPEB liability.

Plan Description - Ohio Public Employees Retirement System (OPERS)

Plan Description - The Ohio Public Employees Retirement System (OPERS) administers three separate pension plans: the traditional pension plan, a cost-sharing, multiple-employer defined benefit pension plan; the member-directed plan, a defined contribution plan; and the combined plan, a cost-sharing, multiple-employer defined benefit pension plan that has elements of both a defined benefit and defined contribution plan.

OPERS maintains a cost-sharing, multiple-employer defined benefit post-employment health care trust. The 115 Health Care Trust (115 Trust or Health Care Trust) was established in 2014, under Section 115 of the Internal Revenue Code (IRC). The purpose of the 115 Trust is to fund health care for the Traditional Pension, Combined and Member-Directed plans. Medicare-enrolled retirees in the Traditional Pension and Combined plans may have an allowance deposited into a health reimbursement arrangement (HRA) account to be used toward the health care program of their choice selected with the assistance of an OPERS vendor. Non-Medicare retirees have converted to an arrangement similar to the Medicare-enrolled retirees, and are no longer participating in OPERS provided self-insured group plans.

With one exception, OPERS-provided health care coverage is neither guaranteed nor statutorily required. Ohio law currently requires Medicare Part A equivalent coverage or Medicare Part A premium reimbursement for eligible retirees and their eligible dependents.

OPERS offers a health reimbursement arrangement (HRA) allowance to traditional pension plan and combined plan benefit recipients meeting certain age and service credit requirements. The HRA is an account funded by OPERS that provides tax free reimbursement for qualified medical expenses such as monthly post-tax insurance premiums, deductibles, co-insurance, and co-pays incurred by eligible benefit recipients and their dependents.

**CITY OF CANTON
STARK COUNTY, OHIO**

NOTES TO THE BASIC FINANCIAL STATEMENTS
FOR THE YEAR ENDED DECEMBER 31, 2023

NOTE 14 - DEFINED BENEFIT OPEB PLANS - (Continued)

OPERS members enrolled in the Traditional Pension Plan or Combined Plan retiring with an effective date of January 1, 2022, or after must meet the following health care eligibility requirements to receive an HRA allowance:

Medicare Retirees Medicare-eligible with a minimum of 20 years of qualifying service credit

Non-Medicare Retirees Non-Medicare retirees qualify based on the following age-and-service criteria:

Group A 30 years of qualifying service credit at any age;

Group B 32 years of qualifying service credit at any age or 31 years of qualifying service credit and minimum age 52;

Group C 32 years of qualifying service credit and minimum age 55; or,

A retiree from groups A, B or C who qualifies for an unreduced pension, but a portion of their service credit is not health care qualifying service, can still qualify for health care at age 60 if they have at least 20 years of qualifying health care service credit

Retirees who don't meet the requirement for coverage as a non-Medicare participant can become eligible for coverage at age 65 if they have at least 20 years of qualifying service.

Members with a retirement date prior to January 1, 2022 who were eligible to participate in the OPERS health care program will continue to be eligible after January 1, 2022.

Eligible retirees may receive a monthly HRA allowance for reimbursement of health care coverage premiums and other qualified medical expenses. Monthly allowances, based on years of service and the age at which the retiree first enrolled in OPERS coverage, are provided to eligible retirees, and are deposited into their HRA account.

Retirees will have access to the OPERS Connector, which is a relationship with a vendor selected by OPERS to assist retirees participating in the health care program. The OPERS Connector may assist retirees in selecting and enrolling in the appropriate health care plan.

When members become Medicare-eligible, recipients enrolled in OPERS health care programs must enroll in Medicare Part A (hospitalization) and Medicare Part B (medical).

OPERS reimburses retirees who are not eligible for premium-free Medicare Part A (hospitalization) for their Part A premiums as well as any applicable surcharges (late-enrollment fees). Retirees within this group must enroll in Medicare Part A and select medical coverage, and may select prescription coverage, through the OPERS Connector. OPERS also will reimburse 50.00% of the Medicare Part A premium and any applicable surcharges for eligible spouses. Proof of enrollment in Medicare Part A and confirmation that the retiree is not receiving reimbursement or payment from another source must be submitted. The premium reimbursement is added to the monthly pension benefit.

The health care trust is also used to fund health care for member-directed plan participants, in the form of a Retiree Medical Account (RMA). At retirement or separation, member directed plan participants may be eligible for reimbursement of qualified medical expenses from their vested RMA balance.

The Ohio Revised Code permits, but does not require OPERS to provide health care to its eligible benefit recipients. Authority to establish and amend health care coverage is provided to the Board in Chapter 145 of the Ohio Revised Code.

**CITY OF CANTON
STARK COUNTY, OHIO**

NOTES TO THE BASIC FINANCIAL STATEMENTS
FOR THE YEAR ENDED DECEMBER 31, 2023

NOTE 14 - DEFINED BENEFIT OPEB PLANS - (Continued)

Disclosures for the health care plan are presented separately in the OPERS financial report. Interested parties may obtain a copy by visiting <https://www.opers.org/financial/reports.shtml>, by writing to OPERS, 277 East Town Street, Columbus, Ohio 43215-4642, or by calling (614) 222-5601 or 800-222-7377.

Funding Policy - The Ohio Revised Code provides the statutory authority allowing public employers to fund postemployment health care through their contributions to OPERS. When funding is approved by OPERS Board of Trustees, a portion of each employer's contribution to OPERS is set aside to fund OPERS health care plans. Beginning in 2018, OPERS no longer allocated a portion of its employer contributions to health care for the traditional plan.

Employer contribution rates are expressed as a percentage of the earnable salary of active members. In 2023, state and local employers contributed at a rate of 14.00% of earnable salary and public safety and law enforcement employers contributed at 18.10%. These are the maximum employer contribution rates permitted by the Ohio Revised Code. Active member contributions do not fund health care.

Each year, the OPERS Board determines the portion of the employer contribution rate that will be set aside to fund health care plans. For 2023, OPERS did not allocate any employer contribution to health care for members in the Traditional Pension Plan and beginning July 1, 2022, there was a 2.00% allocation to health care for the Combined Plan. The OPERS Board is also authorized to establish rules for the retiree or their surviving beneficiaries to pay a portion of the health care provided. Payment amounts vary depending on the number of covered dependents and the coverage selected. The employer contribution as a percentage of covered payroll deposited into the RMA for participants in the member-directed plan for 2023 was 4.00%; however, effective July 1, 2022, a portion of the health care rate was funded with reserves.

Employer contribution rates are actuarially determined and are expressed as a percentage of covered payroll. The City's contractually required contribution was \$73,723 for 2023. Of this amount, \$3,338 is reported as due to other governments.

Plan Description - Ohio Police & Fire Pension Fund (OP&F)

Plan Description – The City contributes to the Ohio Police and Fire Pension Fund (OP&F) sponsored healthcare program, a cost-sharing, multiple-employer defined post-employment health care plan administered by a third-party provider. This program is not guaranteed and is subject to change at any time upon action of the Board of Trustees. On January 1, 2019, OP&F implemented a new model for health care. Under this new model, OP&F provides eligible retirees with a fixed stipend earmarked to pay for health care and Medicare Part B reimbursements.

OP&F contracted with a vendor who assists eligible retirees in choosing health care plans that are available where they live (both Medicare-eligible and pre-65 populations). A stipend funded by OP&F is available to these members through a Health Reimbursement Arrangement and can be used to reimburse retirees for qualified health care expenses.

Regardless of a benefit recipient's participation in the health care program, OP&F is required by law to pay eligible recipients of a service pension, disability benefit and spousal survivor benefit for their Medicare Part B insurance premium, up to the statutory maximum provided the benefit recipient is not eligible to receive reimbursement from any other source. Once OP&F receives the necessary documentation, a monthly reimbursement is included as part of the recipient's next benefit payment. The stipend provided by OP&F meets the definition of an Other Post Employment Benefit (OPEB) as described in Governmental Accounting Standards Board (GASB) Statement No. 75.

OP&F maintains funds for health care in two separate accounts: one account for health care benefits and one account for Medicare Part B reimbursements. A separate health care trust accrual account is maintained for health care benefits under IRS Code Section 115 trust. IRS Code Section 401(h) account is maintained for Medicare Part B reimbursements.

**CITY OF CANTON
STARK COUNTY, OHIO**

NOTES TO THE BASIC FINANCIAL STATEMENTS
FOR THE YEAR ENDED DECEMBER 31, 2023

NOTE 14 - DEFINED BENEFIT OPEB PLANS - (Continued)

OP&F maintains funds for health care in two separate accounts: one account for health care benefits and one account for Medicare Part B reimbursements. A separate health care trust accrual account is maintained for health care benefits under IRS Code Section 115 trust. IRS Code Section 401(h) account is maintained for Medicare Part B reimbursements.

OP&F issues a publicly available financial report that includes financial information and required supplementary information for the plan. The report may be obtained by visiting the OP&F website at www.op-f.org or by writing to the Ohio Police and Fire Pension Fund, 140 East Town Street, Columbus, Ohio 43215-5164.

Funding Policy – The Ohio Revised Code provides for contribution requirements of the participating employers and of plan members to the OP&F defined benefit pension plan. Participating employers are required to contribute to the pension plan at rates expressed as percentages of the payroll of active pension plan members, currently 19.50% and 24.00% of covered payroll for police and fire employer units, respectively. The Ohio Revised Code states that the employer contribution may not exceed 19.50% of covered payroll for police employer units and 24.00% of covered payroll for fire employer units. Active members do not make contributions to the OPEB Plan.

The Board of Trustees is authorized to allocate a portion of the total employer contributions for retiree health care benefits. For 2023, the portion of employer contributions allocated to health care was 0.50% of covered payroll. The amount of employer contributions allocated to the health care plan each year is subject to the Trustees' primary responsibility to ensure that pension benefits are adequately funded.

The OP&F Board of Trustees is also authorized to establish requirements for contributions to the health care plan by retirees and their eligible dependents or their surviving beneficiaries. Payment amounts vary depending on the number of covered dependents and the coverage selected.

The City's contractually required contribution to OP&F was \$125,166 for 2023. Of this amount, \$5,054 is reported as due to other governments.

Net OPEB Liabilities, OPEB Expense, and Deferred Outflows or Resources and Deferred Inflows of Resources Related to OPEB

The net OPEB liability and total OPEB liability for OPERS were determined by an actuarial valuation as of December 31, 2021, rolled forward to the measurement date of December 31, 2022, by incorporating the expected value of health care cost accruals, the actual health care payment, and interest accruals during the year. OP&F's total OPEB liability was measured as of December 31, 2022, and was determined by rolling forward the total OPEB liability as of January 1, 2022, to December 31, 2022. The City's proportion of the net OPEB liability was based on the City's share of contributions to the retirement plan relative to the contributions of all participating entities.

**CITY OF CANTON
STARK COUNTY, OHIO**

NOTES TO THE BASIC FINANCIAL STATEMENTS
FOR THE YEAR ENDED DECEMBER 31, 2023

NOTE 14 - DEFINED BENEFIT OPEB PLANS - (Continued)

Following is information related to the proportionate share and OPEB expense:

	<u>OPERS</u>	<u>OP&F</u>	<u>Total</u>
Proportion of the net OPEB liability/asset prior measurement date	0.21780300%	0.90479000%	
Proportion of the net OPEB liability current measurement date	<u>0.20219500%</u>	<u>0.87855580%</u>	
Change in proportionate share	<u>-0.01560800%</u>	<u>-0.02623420%</u>	
Proportionate share of the net OPEB liability	\$ 1,274,881	\$ 6,255,063	\$ 7,529,944
OPEB expense	(1,890,181)	397,519	(1,492,662)

At December 31, 2023, the City reported deferred outflows of resources and deferred inflows of resources related to OPEB from the following sources:

	<u>OPERS</u>	<u>OP&F</u>	<u>Total</u>
Deferred outflows of resources			
Differences between expected and actual experience	\$ -	\$ 373,262	\$ 373,262
Net difference between projected and actual earnings on OPEB plan investments	2,531,960	536,498	3,068,458
Changes of assumptions	1,245,206	3,117,179	4,362,385
Changes in employer's proportionate percentage/ difference between employer contributions	40,690	247,554	288,244
Contributions subsequent to the measurement date	73,723	125,166	198,889
Total deferred outflows of resources	<u>\$ 3,891,579</u>	<u>\$ 4,399,659</u>	<u>\$ 8,291,238</u>

**CITY OF CANTON
STARK COUNTY, OHIO**

NOTES TO THE BASIC FINANCIAL STATEMENTS
FOR THE YEAR ENDED DECEMBER 31, 2023

NOTE 14 - DEFINED BENEFIT OPEB PLANS - (Continued)

	<u>OPERS</u>	<u>OP&F</u>	<u>Total</u>
Deferred inflows of resources			
Differences between expected and actual experience	\$ 318,005	\$ 1,233,374	\$ 1,551,379
Changes of assumptions	102,460	5,116,132	5,218,592
Changes in employer's proportionate percentage/ difference between employer contributions	19,520	557,943	577,463
Total deferred inflows of resources	<u>\$ 439,985</u>	<u>\$ 6,907,449</u>	<u>\$ 7,347,434</u>

\$198,889 reported as deferred outflows of resources related to OPEB resulting from City contributions subsequent to the measurement date will be recognized as a reduction of/increase to the net OPEB liability in the year ending December 31, 2024.

Other amounts reported as deferred outflows of resources and deferred inflows of resources related to OPEB will be recognized in OPEB expense as follows:

	<u>OPERS</u>	<u>OP&F</u>	<u>Total</u>
Year Ending December 31:			
2024	\$ 446,574	\$ (207,000)	\$ 239,574
2025	918,606	(168,044)	750,562
2026	789,547	(282,617)	506,930
2027	1,223,144	(147,959)	1,075,185
2028	-	(525,032)	(525,032)
Thereafter	-	(1,302,304)	(1,302,304)
Total	<u>\$ 3,377,871</u>	<u>\$ (2,632,956)</u>	<u>\$ 744,915</u>

Actuarial Assumptions - OPERS

Actuarial valuations of an ongoing plan involve estimates of the values of reported amounts and assumptions about the probability of occurrence of events far into the future. Examples include assumptions about future employment, mortality, and cost trends. Actuarially determined amounts are subject to continual review or modification as actual results are compared with past expectations and new estimates are made about the future.

Projections of health care costs for financial reporting purposes are based on the substantive plan (the plan as understood by the employers and plan members) and include the types of coverage provided at the time of each valuation and the historical pattern of sharing of costs between OPERS and plan members. The total OPEB liability was determined by an actuarial valuation as of December 31, 2021, rolled forward to the measurement date of December 31, 2022.

**CITY OF CANTON
STARK COUNTY, OHIO**

NOTES TO THE BASIC FINANCIAL STATEMENTS
FOR THE YEAR ENDED DECEMBER 31, 2023

NOTE 14 - DEFINED BENEFIT OPEB PLANS - (Continued)

The actuarial valuation used the following actuarial assumptions applied to all prior periods included in the measurement in accordance with the requirements of GASB 74:

Wage Inflation	
Current measurement date	2.75%
Prior Measurement date	2.75%
Projected Salary Increases, including inflation	
Current measurement date	2.75 to 10.75%
	including wage inflation
Prior Measurement date	2.75 to 10.75%
	including wage inflation
Single Discount Rate:	
Current measurement date	5.22%
Prior Measurement date	6.00%
Investment Rate of Return	
Current measurement date	6.00%
Prior Measurement date	6.00%
Municipal Bond Rate	
Current measurement date	4.05%
Prior Measurement date	1.84%
Health Care Cost Trend Rate	
Current measurement date	5.50% initial, 3.50% ultimate in 2036
Prior Measurement date	5.50% initial, 3.50% ultimate in 2034
Actuarial Cost Method	Individual Entry Age Normal

Pre-retirement mortality rates are based on 130% of the Pub-2010 General Employee Mortality tables (males and females) for State and Local Government divisions and 170% of the Pub-2010 Safety Employee Mortality tables (males and females) for the Public Safety and Law Enforcement divisions. Post-retirement mortality rates are based on 115% of the PubG-2010 Retiree Mortality Tables (males and females) for all divisions. Post-retirement mortality rates for disabled retirees are based on the PubNS-2010 Disabled Retiree Mortality Tables (males and females) for all divisions. For all of the previously described tables, the base year is 2010 and mortality rates for a particular calendar year are determined by applying the MP-2020 mortality improvement scales (males and females) to all of these tables.

The most recent experience study was completed for the five-year period ended December 31, 2020.

During 2022, OPERS managed investments in three investment portfolios: the Defined Benefit portfolio, the Health Care portfolio and the Defined Contribution portfolio. The Health Care portfolio includes the assets for health care expenses for the Traditional Pension Plan, Combined Plan and Member-Directed Plan eligible members. Within the Health Care portfolio, contributions into the plans are assumed to be received continuously throughout the year based on the actual payroll payable at the time contributions are made, and health care-related payments are assumed to occur mid-year. Accordingly, the money-weighted rate of return is considered to be the same for all plans within the portfolio. The annual money-weighted rate of return expressing investment performance, net of investment expenses and adjusted for the changing amounts actually invested, for the Health Care portfolio was a loss of 15.6% for 2022.

**CITY OF CANTON
STARK COUNTY, OHIO**

NOTES TO THE BASIC FINANCIAL STATEMENTS
FOR THE YEAR ENDED DECEMBER 31, 2023

NOTE 14 - DEFINED BENEFIT OPEB PLANS - (Continued)

The allocation of investment assets within the Health Care portfolio is approved by the Board as outlined in the annual investment plan. Assets are managed on a total return basis with a long-term objective of continuing to offer a sustainable health care program for current and future retirees. The System's primary goal is to achieve and maintain a fully funded status for benefits provided through the defined benefit pension plans. Health care is a discretionary benefit. The long-term expected rate of return on health care investment assets was determined using a building-block method in which best-estimate ranges of expected future real rates of return are developed for each major asset class. These ranges are combined to produce the long-term expected rate of return by weighting the expected future real rates of return by the target asset allocation percentage, adjusted for inflation. Best estimates of geometric real rates of return were provided by the Board's investment consultant.

For each major asset class that is included in the Health Care's portfolio's target asset allocation as of December 31, 2022, these best estimates are summarized in the following table:

Asset Class	Target Allocation	Weighted Average Long-Term Expected Real Rate of Return (Geometric)
Fixed Income	34.00 %	2.56 %
Domestic equities	26.00	4.60
Real Estate Investment Trusts (REITs)	7.00	4.70
International equities	25.00	5.51
Risk parity	2.00	4.37
Other investments	6.00	1.84
Total	<u>100.00 %</u>	

Discount Rate - A single discount rate of 5.22% was used to measure the total OPEB liability on the measurement date of December 31, 2022; however, the single discount rate used at the beginning of the year was 6.00%. Projected benefit payments are required to be discounted to their actuarial present value using a single discount rate that reflects (1) a long-term expected rate of return on OPEB plan investments (to the extent that the health care fiduciary net position is projected to be sufficient to pay benefits), and (2) a tax-exempt municipal bond rate based on an index of 20-year general obligation bonds with an average AA credit rating as of the measurement date (to the extent that the contributions for use with the long-term expected rate are not met). This single discount rate was based on the actuarial assumed rate of return on the health care investment portfolio of 6.00% and a municipal bond rate of 4.05%. The projection of cash flows used to determine this single discount rate assumed that employer contributions will be made at rates equal to the actuarially determined contribution rate. Based on these assumptions, the health care fiduciary net position and future contributions were sufficient to finance health care costs through the year 2054. As a result, the actuarial assumed long-term expected rate of return on health care investments was applied to projected costs through the year 2054, and the municipal bond rate was applied to all health care costs after that date.

Sensitivity of the City's Proportionate Share of the Net OPEB Liability to Changes in the Discount Rate - The following table presents the proportionate share of the net OPEB liability calculated using the single discount rate of 5.22%, as well as what the proportionate share of the net OPEB liability would be if it were calculated using a discount rate that is one-percentage-point lower (4.22%) or one-percentage-point higher (6.22%) than the current rate:

	1% Decrease	Current Discount Rate	1% Increase
City's proportionate share of the net OPEB liability/(asset)	\$ 4,339,115	\$ 1,274,881	\$ (1,253,612)

**CITY OF CANTON
STARK COUNTY, OHIO**

NOTES TO THE BASIC FINANCIAL STATEMENTS
FOR THE YEAR ENDED DECEMBER 31, 2023

NOTE 14 - DEFINED BENEFIT OPEB PLANS - (Continued)

Sensitivity of the City's Proportionate Share of the Net OPEB Liability to Changes in the Health Care Cost Trend Rate - Changes in the health care cost trend rate may also have a significant impact on the net OPEB liability. The following table presents the net OPEB liability calculated using the assumed trend rates, and the expected net OPEB liability if it were calculated using a health care cost trend rate that is 1.00% lower or 1.00% higher than the current rate.

Retiree health care valuations use a health care cost trend assumption with changes over several years built into that assumption. The near-term rates reflect increases in the current cost of health care; the trend starting in 2023 is 5.50%. If this trend continues for future years, the projection indicates that years from now virtually all expenditures will be for health care. A more reasonable alternative is the health care cost trend will decrease to a level at, or near, wage inflation. On this basis, the actuaries project premium rate increases will continue to exceed wage inflation for approximately the next decade, but by less each year, until leveling off at an ultimate rate, assumed to be 3.50% in the most recent valuation.

	1% Decrease	Current Health Care Trend Rate Assumption	1% Increase
City's proportionate share of the net OPEB liability	\$ 1,194,975	\$ 1,274,881	\$ 1,364,820

Actuarial Assumptions - OP&F

OP&F's total OPEB liability as of December 31, 2022, is based on the results of an actuarial valuation date of January 1, 2022, and rolled-forward using generally accepted actuarial procedures. The total OPEB liability is determined by OP&F's actuaries in accordance with GASB Statement No. 74, as part of their annual valuation. Actuarial valuations of an ongoing plan involve estimates of the value of reported amounts and assumptions about probability of occurrence of events far into the future. Examples include assumptions about future employment, mortality, salary increases, disabilities, retirements and employment terminations. Actuarially determined amounts are subject to continual review and potential modifications, as actual results are compared with past expectations and new estimates are made about the future.

Projections of benefits for financial reporting purposes are based on the substantive plan (the plan as understood by the employers and plan members) and include the types of benefits provided at the time of each valuation and the historical pattern of sharing benefit costs between the employers and plan members to that point. The projection of benefits for financial reporting purposes does not explicitly incorporate the potential effects of legal or contractual funding limitations.

Actuarial calculations reflect a long-term perspective. For a newly hired employee, actuarial calculations will take into account the employee's entire career with the employer and also take into consideration the benefits, if any, paid to the employee after termination of employment until the death of the employee and any applicable contingent annuitant. In many cases, actuarial calculations reflect several decades of service with the employer and the payment of benefits after termination.

**CITY OF CANTON
STARK COUNTY, OHIO**

NOTES TO THE BASIC FINANCIAL STATEMENTS
FOR THE YEAR ENDED DECEMBER 31, 2023

NOTE 14 - DEFINED BENEFIT OPEB PLANS - (Continued)

Key methods and assumptions used in the latest actuarial valuation, reflecting experience study results, are presented below.

Valuation Date	January 1, 2022, with actuarial liabilities rolled forward to December 31, 2022
Actuarial Cost Method	Entry Age Normal (Level Percent of Payroll)
Investment Rate of Return	
Current measurement date	7.50%
Prior measurement date	7.50%
Projected Salary Increases	3.75% to 10.50%
Payroll Growth	3.25%
Single discount rate:	
Current measurement date	4.27%
Prior measurement date	2.84%
Cost of Living Adjustments	2.20% simple per year

Health Mortality

Mortality for service retirees is based on the Pub-2010 Below-Median Safety Amount-Weighted Healthy Retiree mortality table with rates adjusted by 96.2% for males and 98.7% for females. All rates are projected using the MP-2021 Improvement Scale.

Disabled Mortality

Mortality for disabled retirees is based on the Pub-2010 Safety Amount-Weighted Disabled Retiree mortality table with rates adjusted by 135% for males and 97.9% for females. All rates are projected using the MP-2021 Improvement Scale.

Contingent Annuitant Mortality

Mortality for contingent annuitants is based on the Pub- 2010 Below-Median Safety Amount-Weighted Contingent Annuitant Retiree mortality table with rates adjusted by 108.9% for males and 131% for females. All rates are projected using the MP-2021 Improvement Scale.

Pre-Retirement Mortality

Mortality for active members is based on the Pub-2010 Below-Median Safety Amount-Weighted Employee mortality table. All rates are projected using the MP- 2021 Improvement Scale.

The most recent experience study was completed for the five-year period ended December 31, 2021.

The long-term expected rate of return on OPEB plan investments was determined using a building-block approach and assumes a time horizon, as defined in OP&F's Statement of Investment Policy. A forecasted rate of inflation serves as a baseline for the return expected. Various real return premiums over the baseline inflation rate have been established for each asset class. The long-term expected nominal rate of return has been determined by calculating a weighted average of the expected real return premiums for each asset class, adding the projected inflation rate and adding the expected return from rebalancing uncorrelated asset classes.

**CITY OF CANTON
STARK COUNTY, OHIO**

NOTES TO THE BASIC FINANCIAL STATEMENTS
FOR THE YEAR ENDED DECEMBER 31, 2023

NOTE 14 - DEFINED BENEFIT OPEB PLANS - (Continued)

Best estimates of the long-term expected geometric real rates of return for each major asset class included in OP&F's target asset allocation as of December 31, 2022, are summarized below:

Asset Class	Target Allocation	Long Term Expected Real Rate of Return **
Cash and cash equivalents	0.00 %	0.00 %
Domestic equity	18.60	4.80
Non-US equity	12.40	5.50
Private markets	10.00	7.90
Core fixed income *	25.00	2.50
High yield fixed income	7.00	4.40
Private credit	5.00	5.90
U.S. inflation linked bonds *	15.00	2.00
Midstream energy infrastructure	5.00	5.90
Real assets	8.00	5.90
Gold	5.00	3.60
Private real estate	12.00	5.30
Commodities	2.00	3.60
Total	<u>125.00 %</u>	

Note: assumptions are geometric.

* levered 2x

** Numbers are net of expected inflation.

OP&F's Board of Trustees has incorporated the risk parity concept into OP&F's asset liability valuation with the goal of reducing equity risk exposure, which reduces overall Total Portfolio risk without sacrificing return and creating a more risk-balanced portfolio based on the relationship between asset classes and economic environments. From the notional portfolio perspective above, the Total Portfolio may be levered up to 1.25 times due to the application of leverage in certain fixed income asset classes.

Discount Rate - For 2022, the total OPEB liability was calculated using the discount rate of 4.27%. For 2021, the total OPEB liability was calculated using the discount rate of 2.84%. The projection of cash flows used to determine the discount rate assumed the contributions from employers and from members would be computed based on contribution requirements as stipulated by state statute. Projected inflows from investment earnings were calculated using the longer-term assumed investment rate of return 7.50%. Based on those assumptions, OP&F's fiduciary net position was projected to not be able to make all future benefit payment of current plan members. Therefore, the long-term assumed rate of return on investments of 7.50% was applied to periods before December 31, 2035 and the Municipal Bond Index Rate of 3.65% was applied to periods on and after December 31, 2035, resulting in a discount rate of 4.27%.

**CITY OF CANTON
STARK COUNTY, OHIO**

NOTES TO THE BASIC FINANCIAL STATEMENTS
FOR THE YEAR ENDED DECEMBER 31, 2023

NOTE 14 - DEFINED BENEFIT OPEB PLANS - (Continued)

Sensitivity of the City's Proportionate Share of the Net OPEB Liability to Changes in the Discount Rate - Net OPEB liability is sensitive to changes in the discount rate, and to illustrate the potential impact the following table presents the net OPEB liability calculated using the discount rate of 4.27%, as well as what the net OPEB liability would be if it were calculated using a discount rate that is one percentage point lower (3.27%), or one percentage point higher (5.27%) than the current rate.

	1% Decrease	Current Discount Rate	1% Increase
City's proportionate share of the net OPEB liability	\$ 7,702,522	\$ 6,255,063	\$ 5,033,035

Sensitivity of the City's Proportionate Share of the Net OPEB Liability to Changes in the Health Care Cost Trend Rate - The total OPEB liability is based on a medical benefit that is a flat dollar amount; therefore, it is unaffected by a health care cost trend rate. An increase or decrease in the trend rate would have no effect on the total OPEB liability.

NOTE 15 - JOINT VENTURES

Downtown Canton Partnership

The City participates in the Downtown Canton Partnership, Inc (DCP) which formed during 2022 and became operational in 2023 which takes the place of Canton Tomorrow, Inc. DCP was formed under Chapter 1702 of the Ohio Revised Code. The Code of Regulations include for the Board of Directors to have no fewer than 11 and no more than 21 board members as set by the Directors in the ensuing year at the annual meeting. Of the number of appointed board members, the City will appoints one to three members which will included either the Mayor of Canton and/or City Planner and/or Economic Developer to serve. The degree of control exercised by any participating government is limited to its representation on the board. Downtown Canton Partnership was formed for the purpose of serving as an organization dedicated to the promotion and economic strength of downtown Canton. In furtherance of its purpose, the Corporation shall collaborate and cooperate with public, private, and civic organizations and entities to achieve the goal of strengthening downtown Canton. Continued existence of DCP, Inc. is dependent on the City's continued participation, despite its minimal contribution to the overall budget; however, the City does not have an equity interest in DPC, Inc (Agency). The Agency is not accumulating significant financial resources or experiencing fiscal stress, which would cause additional financial benefit or burden to the City. A portion of DPC, Inc.'s funding comes from a professional service agreement with the City to provide a grant from the Issue 13 Comprehensive Plan Funds. In 2023, the City grant was for \$250,000, with \$100,000 earmarked for Community and Signature events within the Special Improvement District (SID) and \$50,000 earmarked for the re-imagining Court Avenue through art installations and programming. Complete financial statements can be obtained from Downtown Canton Partnership, Inc.

Downtown Canton Special Improvement District

The City participates in the Downtown Canton Special Improvement District (District), formed under Chapter 1710 of the Ohio Revised Code. Of the 13-member board, the City appoints two members. The degree of control exercised by any participating government is limited to its representation on the board. The District was created for the purpose of developing and implementing plans for public improvements and public services. Continued existence of the District is dependent on the City's continued participation; however, the City does not have an equity interest in the District. In 2023, the City contributed \$270,298 to the District, which represents 100 percent of total contributions. Complete financial statements can be obtained from the Downtown Canton Special Improvement District.

**CITY OF CANTON
STARK COUNTY, OHIO**

NOTES TO THE BASIC FINANCIAL STATEMENTS
FOR THE YEAR ENDED DECEMBER 31, 2023

NOTE 16 - JOINTLY GOVERNED ORGANIZATIONS

Stark Area Regional Transit Authority

The City participates in the Stark Area Regional Transit Authority (Authority), which is a jointly governed organization between Stark County and the cities of Canton, Massillon and Alliance. A nine-member board of trustees oversees the operation of the Authority whose purpose is to provide a low cost mass transportation system for Stark County. The City appoints three of the nine members. Each member's control over the operation of the Authority is limited to its representation on the Board. The Board exercises total authority for the day-to-day operations of the Authority, which include budgeting, appropriating, contracting and designating management. The City has no financial responsibility for any of the Authority's liabilities. The City made no monetary contributions to assist in the operational expenses of the Authority during 2023. Complete financial statements may be obtained from the Stark Area Regional Transit Authority.

Stark Council of Governments

The Stark Council of Governments (SCOG) is a jointly governed organization. SCOG is a regional council of governments formed under Chapter 167 of the Ohio Revised Code. Currently, SCOG's functions include the funding and operation of the Stark County Metropolitan Narcotics Unit and the Canton Crime Lab. SCOG is governed by the membership, including Stark County, and other cities and villages and townships. The membership elects a nine-member executive committee. Based on recommendations of the executive committee, the membership approves its own budget, appoints personnel and performs accounting and finance related activities. Continued existence of the agency is dependent on the City's continued participation; however, the City does not have an equity interest in the agency. The agency is not accumulating significant financial resources or experiencing fiscal stress, which would cause additional financial benefit or burden to the City. The City contributed \$473,976 from the general fund for 2023 for the operation of SCOG. Complete financial statements may be obtained from the Stark Council of Governments.

Stark County Regional Planning Commission

The City participates in the Stark County Regional Planning Commission (Commission), which is a statutorily created political subdivision of the State. The commission is jointly governed among Stark County, and other cities, villages, and townships. Of the 88-member board, the City appoints 5 members.

The degree of control exercised by any participating government is limited to its representation on the board. The principal aim of the Commission is to provide comprehensive planning, both long and short-term range, dealing with the economic and physical environment of Stark County. The board exercises total authority for the day-to-day operations of the Commission. These include budgeting, appropriating, contracting, and designating management. The City has no financial responsibility for any of the Commission's liabilities. In 2023, the City contributed \$5,000 in membership dues to the Commission. Complete financial statements can be obtained from the Stark County Regional Planning Commission, Stark County, Ohio.

**CITY OF CANTON
STARK COUNTY, OHIO**

NOTES TO THE BASIC FINANCIAL STATEMENTS
FOR THE YEAR ENDED DECEMBER 31, 2023

NOTE 17 - DISCRETELY PRESENTED COMPONENT UNITS

The component unit column in the government-wide financial statements identifies the financial data of the City's component units, the Canton Community Improvement Corporation (CCIC) and the Canton City Health District (District). They are reported separately to emphasize that they are legally separate from the City. A summary of the CCIC and District's more significant accounting policies and activities are disclosed below.

A. Canton Community Improvement Corporation

The CCIC is a legally separate, not-for-profit, community improvement corporation, as authorized under Chapter 1724 of the Ohio Revised Code. The seven-member board is comprised of the following; the City's Mayor, three appointed or elected officials, chosen by the Mayor, and three recommended by the Mayor and approved by the other three board members. The CCIC was organized for the purpose of advancing, encouraging, and promoting the industrial, economic, and commercial and civic development of the community. The City's Community and Economic Development Department, as authorized by City Council, provides an annual grant to pay for all operational costs associated with the CCIC. Complete financial statements can be obtained from the Canton Community Improvement Corporation.

Summary of Significant Accounting Policies

The financial statements of CCIC have been prepared using the accrual basis of accounting in conformity with generally accepted accounting principles (GAAP) as applied to local governmental units. The Governmental Accounting Standards Board (GASB) is the accepted standard-setting body for establishing governmental accounting and financial reporting principles.

Community Development Loans - CCIC issues loans to various businesses for the purpose of assisting the establishment of a new business enterprise in the City of Canton and/or continuing or expanding existing business activity.

Real Estate Held for Development - Real Estate Held for Development represents property donated or transferred to CCIC by the City to be used in future economic development projects as well as land currently being utilized for an economic development project. The property held for development is reported at cost and depreciation is not recognized. The balance is reported as a non-current asset, as the CCIC does not intend to distribute the property in the subsequent year.

Contributions - During 2023, the CCIC received \$100,224 from the city. The funds received provide economic development loans and facade improvement grants, as well as administrative expenses of CCIC.

Federal Income Tax - CCIC is exempt from federal income tax under Section 501(c)(3) of the Internal Revenue Code.

Net Position - Net position represents the difference between assets and liabilities on the statement of net position. Net position is reported as restricted in the combined financial statements when there are limitations imposed on its use through external restrictions imposed by creditors, grantors, laws, or regulations. There was no restricted balance for economic development as of December 31, 2023.

Estimates - The preparation of financial statements, in conformity with accounting principles generally accepted in the United States of America, requires management to make estimates and assumptions that affect the reported amounts of assets and liabilities and disclosure of contingent assets and liabilities at the date of the financial statements and the reported amounts of support, revenues and expenses during the reporting period. Actual results could differ from these estimates.

**CITY OF CANTON
STARK COUNTY, OHIO**

NOTES TO THE BASIC FINANCIAL STATEMENTS
FOR THE YEAR ENDED DECEMBER 31, 2023

NOTE 17 - DISCRETELY PRESENTED COMPONENT UNITS - (Continued)

Cash and Investments

At December 31, 2023, the carrying amount of the CCIC’s deposits was \$336,225. Based on the criteria described in GASB Statement No. 40, “Deposits and Investment Risk Disclosures”, as of December 31, 2023, only \$250,000 of the bank balance was covered by the Federal Deposit Insurance Corporation. There are no significant statutory restrictions regarding the deposits and investments of funds held by the not-for-profit corporation.

Real Estate Held for Development

Real Estate Held for Development activity year ended December 31, 2023 was as follows:

	Balance 12/31/22	Addition	Deletion	Balance 12/31/23
Real Estate Held for Development	\$ 978,098	\$ -	\$ -	\$ 978,098
Total Cost	\$ 978,098	\$ -	\$ -	\$ 978,098

Community Development Loans

CCIC awards loans through the Community Development Block Grant program provided by the City. If the business has been awarded a Performance Loan (Deferred Loan) and has maintained all of the terms and conditions of the agreement, CCIC shall forgive and cancel the unpaid balance for the specified time stated in the agreement. For all loan types, the borrowers must meet certain criteria documented in the loan agreements for receiving these funds. Jobs must be created as a result of the loan. Fifty-one percent or more of the new employees must be in the low to moderate income category. The City retains the loans and is responsible for the collection of these loans and are therefore not recorded in the financial statements of CCIC.

Commitments

In 2023, there were no loans or grants committed to or approved by the Board of Directors.

In-Kind Contributions, Donated Facilities and Services

The City provides CCIC with office space and various office services without charge. The value of the donated facilities is not recognized in the accompanying financial statements because no objective basis is available to measure the value of the donated facilities. No in-kind wages were received from the City in 2023.

Risk Management

For 2023, the CCIC’s properties were covered under the City’s property insurance policy, except for Lehman HS which had its own \$1,000,000 liability insurance policy.

**CITY OF CANTON
STARK COUNTY, OHIO**

NOTES TO THE BASIC FINANCIAL STATEMENTS
FOR THE YEAR ENDED DECEMBER 31, 2023

NOTE 17 - DISCRETELY PRESENTED COMPONENT UNITS - (Continued)

B. Canton City Board of Health

The constitution and laws of the State of Ohio establish the rights and privileges of the City of Canton Board of Health (the “Board of Health”) as a body corporate and politic. Consistent with the provisions of the Ohio Revised Code Section 3709.36, the Board of Health is a legally separate organization. The Board of Health’s services include communicable disease investigations, immunization clinics, tuberculosis screenings, home visits, public health nursing services and issues, health-related licenses and permits, emergency preparedness activities as well as birth certificates and death certificates.

The Board of Health is governed by a six-member Governing Board (the “Board”) and a Health Commissioner. Board members are appointed by the Mayor of the City of Canton (the “City”) and confirmed by City Council, according to the Ohio Revised Code. The Mayor serves as president of the Board by virtue of the office. In addition, the City provides funding to the Board of Health, thus the City can impose will on the Board of Health, and the Board of Health imposes a financial burden to the City. Therefore, the Board of Health is considered a discretely presented component unit of the City of Canton.

Summary of Significant Accounting Policies

The financial statements of the Board of Health have been prepared in conformity with accounting principles generally accepted in the United States of America (GAAP) as applied to governmental units. The Governmental Accounting Standards Board (GASB) is the accepted standard-setting body for establishing governmental accounting and financial reporting principles. The more significant of the Board of Health’s accounting policies are described below.

Basis of Presentation - Government-Wide Financial Statements - The statement of net position and the statement of activities display information about the Board of Health as a whole. These statements include the financial activities of the primary government, except for fiduciary funds. The Board of Health has no fiduciary funds. The statements distinguish between those activities of the Board of Health that are governmental and those that are considered business-type activities. The Board of Health has no business-type activities.

The statement of net position presents the financial condition of the governmental activities and business-type activities for the Board of Health at year end. The statement of activities presents a comparison between direct expenses and program revenues for each program or function of the Board of Health’s governmental activities and for the business-type activities of the Board of Health. Direct expenses are those that are specifically associated with a service, program or department and therefore are clearly identifiable to a particular function. Program revenues include charges paid by the recipient of the goods or services offered by the program, grants and contributions that are restricted to meeting the operation of a particular program. Revenues which are not classified as program revenues are presented as general revenues of the Board of Health, with certain limited exceptions. The comparison of direct expenses with program revenues identifies the extent to which each governmental program is self-financing or draws from the general revenues of the Board of Health.

Measurement Focus - Government-Wide Financial Statements - The government-wide financial statements are prepared using the economic resources measurement focus. All assets, deferred outflows of resources, liabilities and deferred inflows of resources associated with the operation of the Board of Health are included on the statement of net position. The statement of activities presents increases (e.g., revenues) and decreases (e.g., expenses) in total net position.

**CITY OF CANTON
STARK COUNTY, OHIO**

NOTES TO THE BASIC FINANCIAL STATEMENTS
FOR THE YEAR ENDED DECEMBER 31, 2023

NOTE 17 - DISCRETELY PRESENTED COMPONENT UNITS - (Continued)

Basis of Accounting - Basis of accounting determines when transactions are recorded in the financial records and reported on the financial statements. Government-wide financial statements are prepared using the accrual basis of accounting; enterprise and custodial funds also use the accrual basis of accounting. Governmental funds use the modified accrual basis of accounting. Differences in the accrual and the modified accrual basis of accounting arise in the recognition of revenue, the recording of deferred inflows of resources, and in the presentation of expenses versus expenditures.

Revenues-Exchange and Nonexchange Transactions - Revenues resulting from exchange transactions, in which each party gives and receives essentially equal value, are recorded on the accrual basis when the exchange takes place.

Nonexchange transactions, in which the Board of Health receives value without directly giving equal value in return, include intergovernmental contractual allocations from participating local governments, grants, entitlements, and donations. Revenue from intergovernmental contractual allocations, grants, entitlements and donations is recognized in the fiscal year in which all eligibility requirements have been satisfied. Eligibility requirements include timing requirements, which specify the year when the resources are required to be used or the year when use is first permitted, matching requirements, in which the Board of Health must provide local resources to be used for a specified purpose, and expenditure requirements, in which the resources are provided to the Board of Health on a reimbursement basis.

Deferred Outflows of Resources and Deferred Inflows of Resources - In addition to assets, the government-wide statement of net position will report a separate section for deferred outflows of resources. Deferred outflows of resources represent a consumption of net assets that applies to a future period and will not be recognized as an outflow of resources (expense/expenditure) until then. For the Board of Health, deferred outflows of resources are related to the Board of Health's net pension liability/asset and net OPEB liability, respectively.

In addition to liabilities, both the government-wide statement of net position and the governmental fund financial statements report a separate section for deferred inflows of resources. Deferred inflows of resources represent an acquisition of net assets that applies to a future period and will not be recognized as an inflow of resources (revenue) until that time. For the Board of Health, deferred inflows of resources include pension, OPEB, and unavailable revenue. Unavailable revenue is reported only on the governmental funds balance sheet and represents receivables which will not be collected within the available period. For the Board of Health, unavailable revenue includes, but is not limited to intergovernmental grants. These amounts are deferred and recognized as an inflow of resources in the period the amounts become available.

For the Board of Health, deferred inflows of resources are related to the Board of Health's net pension liability/asset and net OPEB liability, respectively.

Expenses - On the accrual basis of accounting, expenses are recognized at the time they are incurred.

Accounts Receivable - Accounts receivables are stated at unpaid balances, less an allowance for doubtful accounts. The Board of Health provides for losses on accounts receivable using the allowance method. The allowance is based on experience, third-party contracts and other circumstances, which may affect the ability of patients to meet their obligations. Receivables are considered impaired if full principal payments are not received in accordance with the contractual terms. It is the Board of Health's policy to charge off uncollectible accounts receivable when management determines the receivable will not be collected.

**CITY OF CANTON
STARK COUNTY, OHIO**

NOTES TO THE BASIC FINANCIAL STATEMENTS
FOR THE YEAR ENDED DECEMBER 31, 2023

NOTE 17 - DISCRETELY PRESENTED COMPONENT UNITS - (Continued)

Capital Assets - Capital assets are reported in the applicable governmental activities columns in the government-wide financial statements, but are not reported in the fund financial statements. Capital assets are defined by the Board of Health as assets with initial, individual cost of more than \$5,000 and an estimated useful life in excess of one year. Such assets are recorded at historical cost or estimated historical cost. Donated capital assets are recorded at their acquisition value. The costs of normal maintenance and repairs that do not add to the value of the asset or materially extend assets lives are not capitalized. All reported capital assets are depreciated. Improvements are depreciated over the remaining useful lives of the related capital assets. Depreciation is computed using the straight-line method over the following useful lives:

Description	Governmental Activities <u>Estimated Lives</u>
Equipment	10 years
Vehicles	10 years
Intangible right-to-use assets	4 years

The Board of Health is reporting intangible right to use assets related to a leased building. The intangible assets are being amortized in a systematic and rational manner of the shorter of the lease term or the useful life of the underlying asset.

Net Position - Net position represents the difference between assets plus deferred outflows of resources and liabilities plus deferred inflows of resources. The Board of Health’s net investment in capital assets consists of capital assets, net of accumulated depreciation, reduced by the outstanding balances of any borrowing used for the acquisition, construction or improvement of those assets. Net position is reported as restricted when there are limitations imposed on their use either through enabling legislation or through external restrictions imposed by creditors, grantors, or laws or regulations of other governments. The Board of Health’s policy is to first apply restricted resources when an expense is incurred for purposes for which both restricted and unrestricted resources are available. Net position restricted for other purposes are restricted by grantors and regulations of other governments.

Interfund transactions and balances - Transfers within governmental activities are eliminated on the government-wide financial statements. Internal allocations of overhead expenses from one function to another or within the same function are eliminated on the statement of activities. Payments for interfund services provided and used are not eliminated.

Exchange transactions between funds are reported as revenues in the seller funds and as expenditures/expenses in the purchaser funds. Flows of cash or goods from one fund to another without a requirement for repayment are reported as interfund transfers. Interfund transfers are reported as other financing sources/uses in governmental funds. Repayments from funds responsible for particular expenditures/expenses to the funds that initially paid for them are not presented on the financial statements. On the fund financial statements, outstanding interfund loans are reported as “interfund receivables/payables”.

Compensated Absences - The Board of Health reports compensated absences in accordance with the provisions of GASB Statement No. 16, “Accounting for Compensated Absences.” Vacation benefits are accrued as a liability as the benefits are earned if the employees’ rights to receive compensation are attributable to services already rendered and it is probable that the employer will compensate the employees for the benefits through paid time off or some other means. The Board of Health records a liability for accumulated unused vacation time when earned for all eligible employees with more than one year of service.

**CITY OF CANTON
STARK COUNTY, OHIO**

NOTES TO THE BASIC FINANCIAL STATEMENTS
FOR THE YEAR ENDED DECEMBER 31, 2023

NOTE 17 - DISCRETELY PRESENTED COMPONENT UNITS - (Continued)

Sick leave benefits are accrued as a liability using the termination method. An accrual for unused earned sick leave is made to the extent that it is probable that benefits will result in termination payments. The liability is an estimate based on the Board of Health's past experience of making termination payments.

The entire compensated absence liability is reported on the government-wide financial statements as a component of due to primary government.

Use of Estimates - The preparation of financial statements in conformity with GAAP requires management to make estimates and assumptions that affect the amounts reported on the financial statements and accompanying notes. Actual results may differ from those estimates.

Pensions/Other Postemployment Benefits (OPEB) - For purposes of measuring the net pension/OPEB liability/asset, deferred outflows of resources and deferred inflows of resources related to pensions/OPEB, and pension/OPEB expense, information about the fiduciary net position of the pension/OPEB plans and additions to/deductions from their fiduciary net position have been determined on the same basis as they are reported by the pension/OPEB plan. For this purpose, benefit payments (including refunds of employee contributions) are recognized when due and payable in accordance with the benefit terms. The pension/OPEB plans report investments at fair value.

Prepayments - Payments made to vendors for services that benefit future periods are recorded as prepayments in both government-wide and fund financial statements. A current asset for the prepaid amount is recorded at the time of purchase, and the expenditure is reported in the year in which services are consumed. Governmental fund balance has been presented as nonspendable equal to the balance of the prepayments at year-end.

Cash with Fiscal Agent

As required by the Ohio Revised Code, the Canton City Auditor is the fiscal agent of the Board of Health. The Board of Health's cash pool, used by all funds, is deposited with the Canton City Treasurer. The cash pool is commingled with the City of Canton's cash and investment pool and is not identifiable as to demand deposits or investments. All collections are remitted to the Canton City Treasurer for deposit and all disbursements are made by warrants prepared by the Canton City Auditor drawn on deposits held in the name of the City of Canton. GASB 3 and GASB 40 requirements for the City of Canton are presented in the December 31, 2023 Annual Comprehensive Financial Report. The fund balances are expressed in cash equivalents. Cash equivalents are available for immediate expenditure or liquid investments which are immediately marketable, have negligible credit risk, and mature within three months. The carrying amount of cash on deposit with the Canton City Treasurer at December 31, 2023 was \$5,770,055.

**CITY OF CANTON
STARK COUNTY, OHIO**

NOTES TO THE BASIC FINANCIAL STATEMENTS
FOR THE YEAR ENDED DECEMBER 31, 2023

NOTE 17 - DISCRETELY PRESENTED COMPONENT UNITS - (Continued)

Receivables

Receivables at December 31, 2023 consisted of charges for services (primarily billings from clinic services) and intergovernmental receivables arising from grants. Receivables have been recorded to the extent that they are measurable at December 31, 2023. All receivables are expected to be collected in the subsequent year. Amounts due from other governments consisted of the following at year end:

<u>Fund</u>	<u>Description</u>	<u>Amount</u>
<u>Governmental</u>		
General	Grant - federal	\$ 5,425
Infant Mortality Reduction	Grant - federal	245,337
Air Pollution (134)	Grant - federal	207,614
Nonmajor Governmental	Grants - federal	<u>149,872</u>
Total due from other governments		<u>\$ 608,248</u>

Capital Assets

Capital asset activity for the governmental activities for the year ended December 31, 2023, was as follows:

	<u>Balance</u>			<u>Balance</u>
<u>Governmental activities:</u>	<u>12/31/22</u>	<u>Additions</u>	<u>Disposals</u>	<u>12/31/23</u>
<i>Capital assets, being depreciated/amortized:</i>				
Equipment	\$ 260,433	\$ 156,418	\$ (7,356)	\$ 409,495
Vehicles	47,005	27,485	-	74,490
<i>Intangible right to use:</i>				
Lease buildings	<u>53,888</u>	<u>-</u>	<u>-</u>	<u>53,888</u>
Total capital assets, being depreciated/amortized	<u>361,326</u>	<u>183,903</u>	<u>(7,356)</u>	<u>537,873</u>
<i>Less: accumulated depreciation/amortization:</i>				
Equipment	(51,601)	(33,690)	4,783	(80,508)
Vehicles	(19,795)	(6,075)	-	(25,870)
<i>Intangible right to use:</i>				
Lease buildings	<u>(17,477)</u>	<u>(17,477)</u>	<u>-</u>	<u>(34,954)</u>
Total accumulated depreciation/amortization	<u>(88,873)</u>	<u>(57,242)</u>	<u>4,783</u>	<u>(141,332)</u>
Total capital assets being depreciated/amortized, net	<u>272,453</u>	<u>126,661</u>	<u>(2,573)</u>	<u>396,541</u>
Governmental activities capital assets, net	<u>\$ 272,453</u>	<u>\$ 126,661</u>	<u>\$ (2,573)</u>	<u>\$ 396,541</u>

**CITY OF CANTON
STARK COUNTY, OHIO**

NOTES TO THE BASIC FINANCIAL STATEMENTS
FOR THE YEAR ENDED DECEMBER 31, 2023

NOTE 17 - DISCRETELY PRESENTED COMPONENT UNITS - (Continued)

Depreciation/amortization expense was charged to governmental activities as follows:

Governmental activities:

Public Health Services \$ 57,242

Long-term Obligations

During 2023, the following activity occurred in the Board of Health's governmental and business-type long-term obligations.

<u>Governmental Activities:</u>	<u>Balance 12/31/22</u>	<u>Additions</u>	<u>Reductions</u>	<u>Balance 12/31/2023</u>	<u>Amounts Due Within One Year</u>
Compensated absences	\$ 508,207	\$ 162,340	\$ (116,477)	\$ 554,070	\$ 154,121
Net pension liability	1,828,881	3,858,731	-	5,687,612	-
Net OPEB liability	-	121,643	-	121,643	-
Lease payable	<u>36,882</u>	<u>-</u>	<u>(17,403)</u>	<u>19,479</u>	<u>17,957</u>
Total	<u>\$ 2,373,970</u>	<u>\$ 4,142,714</u>	<u>\$ (133,880)</u>	<u>\$ 6,382,804</u>	<u>\$ 172,078</u>

The Board of Health's compensated absences will be paid from the City's compensated absences internal service fund. The Board of Health reports a compensated absences liability for its share of the liability in this fund.

The Board of Health pays obligations (net pension liability/net OPEB liability) related to employee compensation from the fund benefitting from their services.

Leases Payable

The Board of Health has entered into a lease agreement for the use of right to use a building. Due to the implementation of GASB Statement No. 87, the Board of Health will report an intangible capital asset and corresponding liability for the future scheduled payments under the leases. The lease payments will be paid from the general fund.

The Board of Health has entered into a lease agreement for the use of a building at the following terms:

<u>Purpose</u>	<u>Lease Commencement Date</u>	<u>Years</u>	<u>Lease End Date</u>	<u>Payment Method</u>
Building	2021	4	2025	Monthly

The following is a schedule of future lease payments under the lease agreements:

<u>Fiscal Year</u>	<u>Principal</u>	<u>Interest</u>	<u>Total</u>
2024	\$ 17,957	\$ 355	\$ 18,312
2025	<u>1,522</u>	<u>4</u>	<u>1,526</u>
Total	<u>\$ 19,479</u>	<u>\$ 359</u>	<u>\$ 19,838</u>

**CITY OF CANTON
STARK COUNTY, OHIO**

NOTES TO THE BASIC FINANCIAL STATEMENTS
FOR THE YEAR ENDED DECEMBER 31, 2023

NOTE 17 - DISCRETELY PRESENTED COMPONENT UNITS - (Continued)

Due to City of Canton

The City pays various liabilities of the Board of Health through the City's internal service funds. The Board of Health makes payments to the City to support its share of the City's internal service funds and reports its share of liabilities for medical and workers' compensation claims at year-end. The City has also advanced (loaned) monies to the Board of Health to fund short-term deficits while the Board of Health awaits reimbursement for programs. The Board of Health owes these advanced/loaned monies back to the City at year-end. The following are amounts due to the City at December 31, 2023:

	Due to City of Canton
Medical Claims	\$ 9,353
Worker's Compensation Claims	79,618
Loans	80,264
Total	\$ 169,235

Risk Management

The Board of Health is exposed to various risks of casualty losses and injuries to employees.

Property and Liability - The Board of Health belongs to the Public Entities Pool of Ohio (PEP), a risk-sharing pool available to Ohio local governments. PEP provides property and casualty coverage for its members. York Risk Pooling Services, Inc., a Sedgwick Company, (York) functions as the administrator of PEP and provides program management, underwriting, claims, loss control, risk management, and reinsurance services for PEP. PEP is a member of the American Public Entity Excess Pool (APEEP), which is administered by York. Member governments pay annual contributions to fund PEP. PEP pays judgments, settlements and other expenses resulting from covered claims that exceed the members' deductibles.

Casualty and Property Coverage - APEEP provides PEP with an excess risk-sharing program. Under this arrangement, PEP retains insured risks up to an amount specified in the contracts. (At December 31, 2023, the Pool retained \$500,000 for casualty claims and \$250,000 for property claims). The Board of Directors and York periodically review the financial strength of PEP and other market conditions to determine the appropriate level of risk PEP will retain. There has been no significant reduction in coverage from last year.

The aforementioned casualty and property reinsurance agreements do not discharge PEP's primary liability for claims payments on covered losses. Claims exceeding coverage limits are the obligation of the respective PEP member.

Financial Position - PEP's financial statements (for which an independent audit is still ongoing) conform to generally accepted accounting principles, and preliminarily show the following assets, liabilities and net position at December 31, 2022 and 2021 (the latest information available):

Casualty and Property Coverage	2022	2021
Assets	\$ 61,537,313	\$ 59,340,305
Liabilities	18,643,081	17,071,953
Net Position - Unrestricted	\$ 42,894,232	\$ 42,268,352

**CITY OF CANTON
STARK COUNTY, OHIO**

NOTES TO THE BASIC FINANCIAL STATEMENTS
FOR THE YEAR ENDED DECEMBER 31, 2023

NOTE 17 - DISCRETELY PRESENTED COMPONENT UNITS - (Continued)

At December 31, 2022 and 2021, the liabilities in the preceding table include unknown amounts of estimated incurred claims payable. The casualty coverage assets and net position in the preceding table include approximately \$15.0 million and \$14.1 million of unpaid claims to be billed to approximately 571 member governments in the future, as of December 31, 2022 and 2021, respectively. These amounts will be included in future contributions from members when the related claims are due for payment.

Based on discussions with PEP, the expected rates PEP charges to compute member contributions, which are used to pay claims as they become due, are expected to increase slightly from those used to determine the historical contributions detailed as follows. By contract, the annual liability of each member is limited to the amount of financial contributions required to be made to PEP for each year of membership. The Board of Health's contributions for 2023 totaled \$9,636.

After completing one year of membership, members may withdraw on each anniversary date of the date they joined PEP, provided they give written notice to PEP 60 days in advance of the anniversary date. Upon withdrawal, members may receive a partial refund of their capital contributions as defined by the contract. Withdrawing members have no other future obligations to the pool. Also upon withdrawal, payments for all casualty claims and claim expenses become the sole responsibility of the withdrawing member, regardless of whether a claim occurred or was reported prior to withdrawal.

Contingencies

Grants - The Board of Health received financial assistance from federal and state agencies in the form of grants. The expenditure of funds received under these programs generally requires compliance with terms and conditions specified in the grant agreements and are subject to audit by the grantor agencies. Any disallowed claims resulting from such audits could become a liability of the general fund or other applicable funds. However, in the opinion of management, any such disallowed claims will not have a material adverse effect on the overall financial position of the Board of Health at December 31, 2023.

Litigation - The Board of Health is not currently involved in litigation for which the Board of Health's legal counsel anticipates a loss.

Defined Benefit Pension Plans

Plan descriptions and actuarial information for the Health Board of Health's defined benefit pension plans are the same as the City's (see Note 13).

The Board of Health's contractually required contribution for the Traditional Pension Plan, the Combined Plan and Member-Directed Plan was \$457,338 for 2023. Of this amount, \$18,906 is reported as due to other governments

The net pension liability and net pension asset for OPERS was measured as of December 31, 2022, and the total pension liability or asset used to calculate the net pension liability or asset was determined by an actuarial valuation as of that date. The Board of Health's proportion of the net pension liability or asset was based on the Board of Health's share of contributions to the pension plan relative to the contributions of all participating entities.

**CITY OF CANTON
STARK COUNTY, OHIO**

NOTES TO THE BASIC FINANCIAL STATEMENTS
FOR THE YEAR ENDED DECEMBER 31, 2023

NOTE 17 - DISCRETELY PRESENTED COMPONENT UNITS - (Continued)

Following is information related to the proportionate share and pension expense:

	OPERS - Traditional	OPERS - Combined	OPERS - Member- Directed	Total
Proportion of the net pension liability/asset prior measurement date	0.02102100%	0.02449600%	0.01668600%	
Proportion of the net pension liability/asset current measurement date	<u>0.01925400%</u>	<u>0.02552000%</u>	<u>0.01583300%</u>	
Change in proportionate share	<u>-0.00176700%</u>	<u>0.00102400%</u>	<u>-0.00085300%</u>	
Proportionate share of the net pension liability	\$ 5,687,612	\$ -	\$ -	\$ 5,687,612
Proportionate share of the net pension asset	-	(60,148)	(1,238)	(61,386)
Pension expense	860,465	7,712	(120)	868,057

At December 31, 2023, the Board of Health reported deferred outflows of resources and deferred inflows of resources related to pensions from the following sources:

	OPERS - Traditional	OPERS - Combined	Member- Directed	Total
Deferred outflows of resources				
Differences between expected and actual experience	\$ 188,918	\$ 3,698	\$ 3,558	\$ 196,174
Net difference between projected and actual earnings on pension plan investments	1,621,148	21,920	581	1,643,649
Changes of assumptions	60,086	3,982	78	64,146
Changes in employer's proportionate percentage/ difference between employer contributions	70,512	-	-	70,512
Contributions subsequent to the measurement date	431,466	14,204	11,668	457,338
Total deferred outflows of resources	<u>\$ 2,372,130</u>	<u>\$ 43,804</u>	<u>\$ 15,885</u>	<u>\$ 2,431,819</u>

**CITY OF CANTON
STARK COUNTY, OHIO**

NOTES TO THE BASIC FINANCIAL STATEMENTS
FOR THE YEAR ENDED DECEMBER 31, 2023

NOTE 17 - DISCRETELY PRESENTED COMPONENT UNITS - (Continued)

	OPERS - Traditional	OPERS - Combined	OPERS - Member- Directed	Total
Deferred inflows of resources				
Differences between expected and actual experience	\$ -	\$ 8,595	\$ -	\$ 8,595
Changes in employer's proportionate percentage/ difference between employer contributions	187,010	-	-	187,010
Total deferred inflows of resources	<u>\$ 187,010</u>	<u>\$ 8,595</u>	<u>\$ -</u>	<u>\$ 195,605</u>

\$457,338 reported as deferred outflows of resources related to pension resulting from Board of Health contributions subsequent to the measurement date will be recognized as a reduction of/increase to the net pension liability/asset in the year ending December 31, 2024.

Other amounts reported as deferred outflows of resources and deferred inflows of resources related to pension will be recognized in pension expense as follows:

	OPERS - Traditional	OPERS - Combined	OPERS - Member- Directed	Total
Year Ending December 31:				
2024	\$ 132,657	\$ 890	\$ 6,188	\$ 139,735
2025	329,198	4,033	6,637	339,868
2026	484,864	5,595	6,751	497,210
2027	806,935	9,437	7,652	824,024
2028	-	(26)	4,394	4,368
Thereafter	-	1,076	(27,405)	(26,329)
Total	<u>\$ 1,753,654</u>	<u>\$ 21,005</u>	<u>\$ 4,217</u>	<u>\$ 1,778,876</u>

**CITY OF CANTON
STARK COUNTY, OHIO**

NOTES TO THE BASIC FINANCIAL STATEMENTS
FOR THE YEAR ENDED DECEMBER 31, 2023

NOTE 17 - DISCRETELY PRESENTED COMPONENT UNITS - (Continued)

Sensitivity of the Board of Health's Proportionate Share of the Net Pension Liability/Asset to Changes in the Discount Rate - The following table presents the proportionate share of the net pension liability/asset calculated using the current period discount rate assumption of 6.90%, as well as what the proportionate share of the net pension liability/asset would be if it were calculated using a discount rate that is one-percentage-point lower (5.90%) or one-percentage-point higher (7.90%) than the current rate:

	1% Decrease	Current Discount Rate	1% Increase
Board of Health's proportionate share of the net pension liability (asset):			
Traditional Pension Plan	\$ 8,519,853	\$ 5,687,612	\$ 3,331,696
Combined Plan	(31,389)	(60,148)	(82,940)
Member-Directed Plan	(792)	(1,238)	(1,583)

Defined Benefit OPEB Plans

Plan descriptions and actuarial information for the Health Board of Health's defined benefit OPEB plans are the same as the City's (see Note 14).

Employer contribution rates are actuarially determined and are expressed as a percentage of covered payroll.

Employer contribution rates are actuarially determined and are expressed as a percentage of covered payroll. The Board of Health's contractually required contribution was \$7,034 for 2023. Of this amount, \$291 is reported as due to other governments.

The net OPEB asset and total OPEB asset for OPERS were determined by an actuarial valuation as of December 31, 2021, rolled forward to the measurement date of December 31, 2022, by incorporating the expected value of health care cost accruals, the actual health care payment, and interest accruals during the year. The Board of Health's proportion of the net OPEB asset was based on the Board of Health's share of contributions to the retirement plan relative to the contributions of all participating entities.

	OPERS
Proportion of the net OPEB liability/asset prior measurement date	0.02095100%
Proportion of the net OPEB liability current measurement date	<u>0.01929300%</u>
Change in proportionate share	<u>-0.00165800%</u>
Proportionate share of the net OPEB liability	\$ 121,643
OPEB expense	(210,435)

**CITY OF CANTON
STARK COUNTY, OHIO**

NOTES TO THE BASIC FINANCIAL STATEMENTS
FOR THE YEAR ENDED DECEMBER 31, 2023

NOTE 17 - DISCRETELY PRESENTED COMPONENT UNITS - (Continued)

At December 31, 2023, the Board of Health reported deferred outflows of resources and deferred inflows of resources related to OPEB from the following sources:

	OPERS
Deferred outflows of resources	
Net difference between projected and actual earnings on OPEB plan investments	\$ 241,588
Changes of assumptions	118,812
Changes in employer's proportionate percentage/difference between employer contributions	11,340
Contributions subsequent to the measurement date	7,034
Total deferred outflows of resources	\$ 378,774

	OPERS
Deferred inflows of resources	
Differences between expected and actual experience	\$ 30,343
Changes of assumptions	9,776
Changes in employer's proportionate percentage/difference between employer contributions	1,971
Total deferred inflows of resources	\$ 42,090

\$7,034 reported as deferred outflows of resources related to OPEB resulting from Board of Health contributions subsequent to the measurement date will be recognized as a reduction of/increase to the net OPEB liability/asset in the year ending December 31, 2024.

**CITY OF CANTON
STARK COUNTY, OHIO**

NOTES TO THE BASIC FINANCIAL STATEMENTS
FOR THE YEAR ENDED DECEMBER 31, 2023

NOTE 17 - DISCRETELY PRESENTED COMPONENT UNITS - (Continued)

Other amounts reported as deferred outflows of resources and deferred inflows of resources related to OPEB will be recognized in OPEB expense as follows:

		OPERS
Year Ending December 31:		
2024	\$	43,582
2025		89,648
2026		77,053
2027		119,367
Total	\$	329,650

Sensitivity of the Board of Health's Proportionate Share of the Net OPEB Liability to Changes in the Discount Rate - The following table presents the proportionate share of the net OPEB liability calculated using the single discount rate of 5.22%, as well as what the proportionate share of the net OPEB liability would be if it were calculated using a discount rate that is one-percentage-point lower (4.22%) or one-percentage-point higher (6.22%) than the current rate:

	1% Decrease	Current Discount Rate	1% Increase
Board of Health's proportionate share of the net OPEB liability/(asset)	\$ 414,019	\$ 121,643	\$ (119,614)

Sensitivity of the Board of Health's Proportionate Share of the Net OPEB Liability to Changes in the Health Care Cost Trend Rate - Changes in the health care cost trend rate may also have a significant impact on the net OPEB asset. The following table presents the net OPEB asset calculated using the assumed trend rates, and the expected net OPEB asset if it were calculated using a health care cost trend rate that is 1.00% lower or 1.00% higher than the current rate.

Retiree health care valuations use a health care cost trend assumption with changes over several years built into that assumption. The near-term rates reflect increases in the current cost of health care; the trend starting in 2023 is 5.50%. If this trend continues for future years, the projection indicates that years from now virtually all expenditures will be for health care. A more reasonable alternative is the health care cost trend will decrease to a level at, or near, wage inflation. On this basis, the actuaries project premium rate increases will continue to exceed wage inflation for approximately the next decade, but by less each year, until leveling off at an ultimate rate, assumed to be 3.50% in the most recent valuation.

	1% Decrease	Current Health Care Trend Rate Assumption	1% Increase
Board of Health's proportionate share of the net OPEB liability	\$ 114,019	\$ 121,643	\$ 130,225

**CITY OF CANTON
STARK COUNTY, OHIO**

NOTES TO THE BASIC FINANCIAL STATEMENTS
FOR THE YEAR ENDED DECEMBER 31, 2023

NOTE 17 - DISCRETELY PRESENTED COMPONENT UNITS - (Continued)

Other Employee Benefits

Compensated Absences - Employees earn between 10 and 30 days of vacation time per year depending upon service with the Board of Health. Up to 5 vacation days (40 hours) may be carried over into the next calendar year subject to approval by the Board of Health for extenuating circumstances. Vacation hours carried forward must be used by March 31. At no time may the vacation credit exceed the vacation time plus 5 days. Vacation time in excess of this total will be forfeited by the employee.

Employees earn sick leave at the rate 4.6 hours per 80 hours worked. Sick leave accumulation is unlimited. Upon retirement or death, an employee can be paid 100 percent to a maximum of 150 days or 1,200 hours of accumulated, unused sick leave.

Employee Medical, Dental, Vision, and Prescription Drug - The Board of Health provides employee medical benefits through participation in the City's major medical, hospitalization, prescription and dental and vision self-insured program. The City maintains a self-insurance internal service fund to account for and finance its uninsured risks of loss in this program. The City purchases stop-loss coverage of \$200,000 specific per family. The third-party administrators, Aultcare and UMR, review all claims, which are then paid by the City.

Interfund Activity

The Board of Health made the following interfund transfers in 2023:

<u>Transfers From</u>	<u>Transfers To</u>	<u>Amount</u>
General fund	Air Pollution (134) fund	<u>\$ 40,000</u>

The interfund transfers represent the residual equity of transfer of certain nonmajor governmental grant funds to the general fund. Interfund transfers within governmental activities are eliminated on the government-wide financial statements.

Interfund Loans

Interfund loans consisted of the following at December 31, 2023, as reported on the fund financial statements:

<u>Receivable fund</u>	<u>Payable fund</u>	<u>Amount</u>
General fund	Nonmajor governmental fund	<u>\$ 10,000</u>

The interfund loan balance is the result of resources provided by the receivable fund to the payable fund to provide cash flow resources until anticipated revenues are received.

**CITY OF CANTON
STARK COUNTY, OHIO**

NOTES TO THE BASIC FINANCIAL STATEMENTS
FOR THE YEAR ENDED DECEMBER 31, 2023

NOTE 18 - CONTINGENCIES

A. Grants

The City received financial assistance from federal and State agencies in the form of grants. The disbursement of funds received under these programs generally requires compliance with terms and conditions specified in the grant agreements and are subject to audit by the grantor agencies. Any disallowed claims resulting from such audits could become a liability of the general fund or other applicable funds; however, in the opinion of management, any such disallowed claims will not have a material adverse effect on the overall financial position of the City.

B. Litigation

The City is a party to various other legal proceedings. The City management is of the opinion that ultimate disposition of those subsequent pending claims and legal proceedings will likely not have a material adverse effect, if any, on the financial condition of the City. However any pending litigation that could be successful against the City would in all likelihood not exceed a maximum exposure of \$250,000.

NOTE 19 - COMMITMENTS

The City utilizes encumbrance accounting as part of its budgetary controls. Encumbrances outstanding at year end may be reported as part of restricted, committed, or assigned classifications of fund balance to the extent fund balance is available. At year end, the City's commitments for encumbrances (less amounts already reported as payables) in the governmental funds were as follows:

	Encumbrances as of 12/31/23
Major Funds	
General Fund	\$ 1,569,996
Community and Economic Development Fund	1,550,949
ARPA	26,044,144
Comprehensive Plan Implementation	3,557,187
Capital Project Fund	6,466,950
Nonmajor Governmental Funds	12,265,492
<i>Total</i>	\$ 51,454,718

NOTE 20 - INTERFUND TRANSACTIONS AND INTERFUND BALANCES

A. Interfund Transfers

Interfund transfers for the year ended December 31, 2023, consisted of the following, as reported on the fund financial statements:

Transfers Out	Transfer In	Amount
General fund	Nonmajor governmental funds	\$ 12,690
General fund	Internal service funds	50,000
Total		\$ 62,690

**CITY OF CANTON
STARK COUNTY, OHIO**

NOTES TO THE BASIC FINANCIAL STATEMENTS
FOR THE YEAR ENDED DECEMBER 31, 2023

NOTE 20 - INTERFUND TRANSACTIONS AND INTERFUND BALANCES - (Continued)

Transfers are used to 1) move revenues from the fund required by statute or budget to collect them to the fund required by statute or budget to expend them, 2) move receipts restricted to debt service from the funds collecting the receipts to the debt service fund as debt service payments become due, and 3) use unrestricted revenues collected in the general fund to finance various programs accounted for in other funds.

Interfund transfers between governmental funds are eliminated for reporting on the statement of activities.

B. Interfund Balances

	Due From Other Funds (Receivable)		
Due To Other Funds (Payable)	General Fund	Internal Service Funds	Total
General fund	\$ -	\$ 60,462	\$ 60,462
Community and economic development fund	207,790	-	207,790
Comprehensive plan implementation fund	5,050,000	-	5,050,000
Capital projects fund	-	4,481	4,481
Water operating fund		5,557	5,557
Sewer operating fund		3,690	3,690
Refuse operating fund		4,689	4,689
Nonmajor governmental funds	544,363	2,872	547,235
Total	\$ 5,802,153	\$ 81,751	\$ 5,883,904

Balances due among the governmental activities and internal service funds are eliminated on the government-wide statement of net position. Balances due from the enterprise funds to the governmental activities and internal service funds are reported on the statement of net position as a component of internal balance.

The amount due from other funds for the general fund contains a long-term advance to the comprehensive plan implementation fund (a nonmajor governmental fund) of \$4,300,000 that will be repaid in greater than one year.

THIS SPACE INTENTIONALLY LEFT BLANK

**CITY OF CANTON
STARK COUNTY, OHIO**

NOTES TO THE BASIC FINANCIAL STATEMENTS
FOR THE YEAR ENDED DECEMBER 31, 2023

NOTE 21 - FUND BALANCES

Fund balance is classified as nonspendable, restricted, committed, assigned, or unassigned based primarily on the extent to which the City is bound to observe constraints imposed upon the use of the resources in the government funds. The constraints placed on fund balance for the major governmental funds and all other governmental funds are presented below:

Fund Balances	General Fund	Community and Economic Development	Comprehensive Plan Implementation	Capital Projects	Motor Vehicle Purchase	Nonmajor Governmental Funds	Total
<i>Nonspendable:</i>							
Materials & supplies	\$ 396,138	\$ -	\$ -	\$ -	\$ -	\$ 52,109	\$ 448,247
Prepays	639,142	-	2,177	28,161	-	65,842	735,322
Long-term loans	4,300,000	-	-	-	-	-	4,300,000
Unclaimed monies	231,528	-	-	-	-	-	231,528
<i>Total nonspendable</i>	<u>5,566,808</u>	<u>-</u>	<u>2,177</u>	<u>28,161</u>	<u>-</u>	<u>117,951</u>	<u>5,715,097</u>
<i>Restricted for:</i>							
Road improvements	-	-	-	-	-	2,364,825	2,364,825
Community development grants & programs	-	2,590,755	17,561,544	-	-	2,157,045	22,309,344
Other purposes	-	-	-	-	-	2,694,010	2,694,010
Police department grants, donations & programs	-	-	-	-	-	628,717	628,717
Fire department grants, donations & programs	-	-	-	-	-	10,850	10,850
Judicial system grants & programs	-	-	-	-	-	2,021,960	2,021,960
Cornerstone parking deck operations	-	-	-	-	-	560,034	560,034
Youth development donations & programs	-	-	-	-	-	5,332	5,332
Employee recognition program	-	-	-	-	-	143	143
Debt service payments	-	-	-	-	-	119,326	119,326
Park donations	-	-	-	-	-	22,813	22,813
Infrastructure improvements	-	-	-	-	-	409,108	409,108
Recreational facility improvements	-	-	-	-	-	451,410	451,410
Construction projects	-	-	-	-	-	431,929	431,929
City hall renovations	-	-	-	-	-	1,744	1,744
Canton merchandising	-	-	-	-	-	15,213	15,213
Motor vehicle purchases	-	-	-	-	1,358,483	-	1,358,483
<i>Total restricted</i>	<u>\$ -</u>	<u>\$ 2,590,755</u>	<u>\$ 17,561,544</u>	<u>\$ -</u>	<u>\$ 1,358,483</u>	<u>\$ 11,894,459</u>	<u>\$ 33,405,241</u>

**CITY OF CANTON
STARK COUNTY, OHIO**

NOTES TO THE BASIC FINANCIAL STATEMENTS
FOR THE YEAR ENDED DECEMBER 31, 2023

NOTE 21 - FUND BALANCES - (Continued)

Fund Balances	General Fund	Community and Economic Development	Comprehensive Plan Implementation	Capital Projects	Motor Vehicle Purchase	Nonmajor Governmental Funds	Total
<i>Committed to:</i>							
Vehicle self-insurance	\$ 164,170	\$ -	\$ -	\$ -	\$ -	\$ -	\$ 164,170
Motor vehicle maintenance	539,172	-	-	-	-	-	539,172
Park department operations	-	-	-	-	-	3,158,497	3,158,497
Capital improvements	-	-	-	10,578,066	-	-	10,578,066
Other purposes	183,129	-	-	-	-	433,802	616,931
<i>Total committed</i>	<u>886,471</u>	<u>-</u>	<u>-</u>	<u>10,578,066</u>	<u>-</u>	<u>3,592,299</u>	<u>15,056,836</u>
<i>Assigned to:</i>							
General government operations	564,892	-	-	-	-	-	564,892
Security of persons and property programs	536,358	-	-	-	-	-	536,358
Transportation projects	147,595	-	-	-	-	-	147,595
Community environment projects	128,217	-	-	-	-	-	128,217
Leisure time activities	22,850	-	-	-	-	-	22,850
Sub. Year appropriations	1,596,351	-	-	-	-	-	1,596,351
<i>Total assigned</i>	<u>2,996,263</u>	<u>-</u>	<u>-</u>	<u>-</u>	<u>-</u>	<u>-</u>	<u>2,996,263</u>
Unassigned (deficit)	14,962,990	-	-	-	-	(1,013,260)	13,949,730
Total fund balances	<u>\$ 24,412,532</u>	<u>\$ 2,590,755</u>	<u>\$ 17,563,721</u>	<u>\$ 10,606,227</u>	<u>\$ 1,358,483</u>	<u>\$ 14,591,449</u>	<u>\$ 71,123,167</u>

NOTE 22 - TAX ABATEMENTS

As of December 31, 2023, the City provides tax abatements through two programs - Community Reinvestment Area (CRA) and Enterprise Zone (Ezone). These programs relate to the abatement of property taxes.

CRA - Under the authority of Ohio Revised Code (ORC) Section 3735.67, the CRA program is an economic development tool administered by municipal and county governments that provides real property tax exemptions for property owners who renovate existing or construct new buildings. CRA's are areas of land in which property owners can receive tax incentives for investing in real property improvements. Under the CRA program, local governments petition to the Ohio Development Services Agency (ODSA) for confirmation of a geographical area in which investment in housing is desired. Once an area is confirmed by the ODSA, local governments may offer real property tax exemptions to taxpayers that invest in that area. Property owners in the CRA can receive temporary tax abatements for renovation of existing structures and new construction in these areas. Property owners apply to the local legislative authority for approval to renovate or construct in the CRA. Upon approval and certification of completion, the amount of the abatement is deducted from the individual or entity's property tax bill.

**CITY OF CANTON
STARK COUNTY, OHIO**

NOTES TO THE BASIC FINANCIAL STATEMENTS
FOR THE YEAR ENDED DECEMBER 31, 2023

NOTE 22 - TAX ABATEMENTS - (Continued)

Ezone - Under the authority of ORC Sections 5709.62 and 5709.63, the Ezone program is an economic development tool administered by municipal and county governments that provides real and personal property tax exemptions to businesses making investments in Ohio. An Ezone is a designated area of land in which businesses can receive tax incentives in the form of tax exemptions on qualifying new investment. An Ezone's geographic area is identified by the local government involved in the creation of the zone. Once the zone is defined, the local legislative authority participating in the creation must petition the OSDA. The OSDA must then certify the area for it to become an active Enterprise Zone. The local legislative authority negotiates the terms of the Enterprise Zone Agreement (the "Agreement") with the business, which may include tax sharing with the Board of Education. Legislation must then be passed to approve the Agreement. All Agreements must be finalized before the project begins and may contain provisions for the recoupment of taxes should the individual or entity fail to perform. The amount of the abatement is deducted from the business's property tax bill.

The City has entered into agreements to abate property taxes through these programs. During 2023, the City's property tax revenues were reduced as a result of these agreements as follows:

<u>Tax Abatement Program</u>	<u>City Taxes Abated</u>
CRA	\$ 36,154
Ezone	<u>2,392</u>
Total	<u>\$ 38,546</u>

During 2023, the City did not incur a reduction in taxes by agreements entered into by other governments that reduced the City's taxes.

NOTE 23 - DUE FROM COMPONENT UNIT

During 2019, the City of Canton Board of Health became a legally separate entity and as a result a component unit of the City. The City still pays certain obligations related to the Board of Health. The table below presents the amounts owed to the City by the Board of Health at year-end.

	<u>Amount</u>
Due from component unit:	
Loan	\$ 80,264
Medical Claims	9,353
Workers Compensation Claims	<u>79,618</u>
Total	<u>\$ 169,235</u>

**CITY OF CANTON
STARK COUNTY, OHIO**

NOTES TO THE BASIC FINANCIAL STATEMENTS
FOR THE YEAR ENDED DECEMBER 31, 2023

NOTE 24 – SBITA PAYABLE

The City has entered into SBITA agreements for the use of right to use subscription software. Due to the implementation of GASB Statement No. 96, the City will report an intangible capital asset and corresponding liability for the future scheduled payments under the SBITA. The SBITA payments will be paid from the Capital Projects fund, the nonmajor governmental funds, the Water fund, and the Sewer fund.

The City has entered into SBITA agreements with varying years and terms as follows:

Purpose	Lease Commencement Date	Years	Lease End Date	Payment Method
Software	2020	5	2025	Annual

The following is a schedule of future lease payments under the SBITA agreements:

SBITA Payable

Year Ending December 31	Governmental Activities		Business-Type Activities	
	Principal	Interest	Principal	Interest
2024	\$ 12,982	\$ 414	\$ 54,000	\$ 1,720

NOTE 25 - SIGNIFICANT SUBSEQUENT EVENTS

On April 1, 2024, the City retired the \$900,000 Historic Hercules Note through the issuance of a \$725,000 Historic Hercules Refunding Note. The Historic Hercules Refunding Note bears an interest rate of 6.00% and matures April 1, 2025.

THIS SPACE INTENTIONALLY LEFT BLANK

REQUIRED SUPPLEMENTARY INFORMATION

**CITY OF CANTON, OHIO
STARK COUNTY, OHIO**

SCHEDULES OF THE REQUIRED SUPPLEMENTARY INFORMATION

SCHEDULE OF THE CITY'S PROPORTIONATE SHARE OF
THE NET PENSION LIABILITY/NET PENSION ASSET
OHIO PUBLIC EMPLOYEES RETIREMENT SYSTEM (OPERS)

LAST TEN YEARS

	<u>2023</u>	<u>2022</u>	<u>2021</u>	<u>2020</u>
<i>Traditional Plan:</i>				
City's proportion of the net pension liability	0.201790%	0.218532%	0.210815%	0.222220%
City's proportionate share of the net pension liability	\$ 59,608,883	\$ 19,013,198	\$ 31,217,155	\$ 40,055,195
City's covered payroll	\$ 31,415,329	\$ 31,922,193	\$ 28,616,786	\$ 28,888,021
City's proportionate share of the net pension liability as a percentage of its covered payroll	189.74%	59.56%	109.09%	138.66%
Plan fiduciary net position as a percentage of the total pension liability	75.74%	92.62%	86.88%	82.17%
<i>Combined Plan:</i>				
City's proportion of the net pension asset	0.267460%	0.254661%	0.229828%	0.238514%
City's proportionate share of the net pension asset	\$ 630,376	\$ 1,003,378	\$ 663,430	\$ 453,559
City's covered payroll	\$ 1,246,879	\$ 1,167,486	\$ 1,006,864	\$ 972,414
City's proportionate share of the net pension asset as a percentage of its covered payroll	50.56%	85.94%	65.89%	46.64%
Plan fiduciary net position as a percentage of the total pension asset	137.14%	169.88%	157.67%	145.28%
<i>Member Directed Plan:</i>				
City's proportion of the net pension asset	0.165939%	0.173469%	0.155658%	0.186971%
City's proportionate share of the net pension asset	\$ 12,977	\$ 31,495	\$ 33,524	\$ 6,445
City's covered payroll	\$ 1,124,480	\$ 1,093,640	\$ 1,097,980	\$ 1,006,880
City's proportionate share of the net pension asset as a percentage of its covered payroll	1.15%	2.88%	3.05%	0.64%
Plan fiduciary net position as a percentage of the total pension asset	126.74%	171.84%	188.21%	118.84%

Amounts presented for each fiscal year were determined as of the City's measurement date which is the prior year-end.

(1) Amounts for 2018 have been restated to reflect the removal of the Health Districts's proportionate share.

SEE ACCOMPANYING NOTES TO THE REQUIRED SUPPLEMENTARY INFORMATION

2019	2018 (1)	2017	2016	2015	2014
0.203442%	0.204422%	0.224478%	0.239094%	0.238157%	0.238157%
\$ 55,718,639	\$ 32,069,771	\$ 50,975,135	\$ 41,414,095	\$ 28,724,397	\$ 28,075,608
\$ 27,495,850	\$ 29,602,038	\$ 29,259,467	\$ 29,866,883	\$ 29,295,150	\$ 28,672,100
202.64%	108.34%	174.22%	138.66%	98.05%	97.92%
74.70%	84.66%	77.25%	81.08%	86.45%	86.36%
0.189944%	0.252294%	0.316472%	0.327300%	0.336465%	0.336465%
\$ 249,671	\$ 343,454	\$ 176,139	\$ 159,271	\$ 129,546	\$ 35,305
\$ 953,243	\$ 1,128,777	\$ 1,231,883	\$ 1,182,483	\$ 1,229,908	\$ 1,194,669
26.19%	30.43%	14.30%	13.47%	10.53%	2.96%
126.64%	137.28%	116.55%	116.90%	114.83%	104.56%
0.152969%	0.161454%	0.174190%	0.181591%	n/a	n/a
\$ 3,402	\$ 5,635	\$ 726	\$ 694	n/a	n/a
\$ 942,580	\$ 966,700	\$ 715,867	\$ 1,011,317	n/a	n/a
0.36%	0.58%	0.10%	0.07%	n/a	n/a
113.42%	124.46%	103.40%	103.91%	n/a	n/a

**CITY OF CANTON, OHIO
STARK COUNTY, OHIO**

SCHEDULES OF THE REQUIRED SUPPLEMENTARY INFORMATION

SCHEDULE OF THE CITY'S PROPORTIONATE SHARE OF
THE NET PENSION LIABILITY
OHIO POLICE AND FIRE (OP&F) PENSION FUND

LAST TEN YEARS

	2023	2022	2021	2020
City's proportion of the net pension liability	0.87855580%	0.90479000%	0.88721310%	0.88014160%
City's proportionate share of the net pension liability	\$ 83,454,285	\$ 56,526,046	\$ 60,482,113	\$ 59,291,039
City's covered payroll	\$ 22,897,080	\$ 22,286,765	\$ 21,962,986	\$ 21,079,645
City's proportionate share of the net pension liability as a percentage of its covered payroll	364.48%	253.63%	275.38%	281.27%
Plan fiduciary net position as a percentage of the total pension liability	62.90%	75.03%	70.65%	69.89%

Amounts presented for each fiscal year were determined as of the City's measurement date which is the prior year-end.

SEE ACCOMPANYING NOTES TO THE REQUIRED SUPPLEMENTARY INFORMATION

2019	2018	2017	2016	2015	2014
0.89002900%	0.91049900%	0.89965700%	0.99237900%	0.98849140%	0.98849140%
\$ 72,649,884	\$ 55,881,392	\$ 56,983,376	\$ 63,840,446	\$ 51,207,977	\$ 48,142,632
\$ 20,160,698	\$ 19,960,909	\$ 19,548,776	\$ 19,839,596	\$ 19,409,588	\$ 21,641,256
360.35%	279.95%	291.49%	321.78%	263.83%	222.46%
63.07%	70.91%	68.36%	66.77%	72.20%	73.00%

**CITY OF CANTON, OHIO
STARK COUNTY, OHIO**

SCHEDULES OF THE REQUIRED SUPPLEMENTARY INFORMATION

SCHEDULE OF CITY PENSION CONTRIBUTIONS
OHIO PUBLIC EMPLOYEES RETIREMENT SYSTEM (OPERS)

LAST TEN YEARS

	<u>2023</u>	<u>2022</u>	<u>2021</u>	<u>2020</u>
<i>Traditional Plan:</i>				
Contractually required contribution	\$ 4,521,978	\$ 4,398,146	\$ 4,469,107	\$ 4,006,350
Contributions in relation to the contractually required contribution	<u>(4,521,978)</u>	<u>(4,398,146)</u>	<u>(4,469,107)</u>	<u>(4,006,350)</u>
Contribution deficiency (excess)	<u>\$ -</u>	<u>\$ -</u>	<u>\$ -</u>	<u>\$ -</u>
City's covered payroll	\$ 32,299,843	\$ 31,415,329	\$ 31,922,193	\$ 28,616,786
Contributions as a percentage of covered payroll	14.00%	14.00%	14.00%	14.00%
<i>Combined Plan:</i>				
Contractually required contribution	\$ 148,862	\$ 174,563	\$ 163,448	\$ 140,961
Contributions in relation to the contractually required contribution	<u>(148,862)</u>	<u>(174,563)</u>	<u>(163,448)</u>	<u>(140,961)</u>
Contribution deficiency (excess)	<u>\$ -</u>	<u>\$ -</u>	<u>\$ -</u>	<u>\$ -</u>
City's covered payroll	\$ 1,240,517	\$ 1,246,879	\$ 1,167,486	\$ 1,006,864
Contributions as a percentage of covered payroll	12.00%	14.00%	14.00%	14.00%
<i>Member Directed Plan:</i>				
Contractually required contribution	\$ 122,281	\$ 112,448	\$ 109,364	\$ 109,798
Contributions in relation to the contractually required contribution	<u>(122,281)</u>	<u>(112,448)</u>	<u>(109,364)</u>	<u>(109,798)</u>
Contribution deficiency (excess)	<u>\$ -</u>	<u>\$ -</u>	<u>\$ -</u>	<u>\$ -</u>
City's covered payroll	\$ 1,222,810	\$ 1,124,480	\$ 1,093,640	\$ 1,097,980
Contributions as a percentage of covered payroll	10.00%	10.00%	10.00%	10.00%

(1) Information prior to 2013 is not available for the Traditional and Combined Plans and information for the Member Directed Plan is not available prior to 2015. Schedule is intended to show information for 10 years. Additional years will be displayed as they become available.

(2) Amounts for 2018 have been restated to reflect the removal of the Health Department's proportionate share.

SEE ACCOMPANYING NOTES TO THE REQUIRED SUPPLEMENTARY INFORMATION

<u>2019</u>	<u>2018 (2)</u>	<u>2017</u>	<u>2016</u>	<u>2015</u>	<u>2014</u>
\$ 4,044,323	\$ 3,849,419	\$ 3,848,265	\$ 3,511,136	\$ 3,584,026	\$ 3,515,418
<u>(4,044,323)</u>	<u>(3,849,419)</u>	<u>(3,848,265)</u>	<u>(3,511,136)</u>	<u>(3,584,026)</u>	<u>(3,515,418)</u>
<u>\$ -</u>	<u>\$ -</u>	<u>\$ -</u>	<u>\$ -</u>	<u>\$ -</u>	<u>\$ -</u>
\$ 28,888,021	\$ 27,495,850	\$ 29,602,038	\$ 29,259,467	\$ 29,866,883	\$ 29,295,150
14.00%	14.00%	13.00%	12.00%	12.00%	12.00%
\$ 136,138	\$ 133,454	\$ 146,741	\$ 147,826	\$ 141,898	\$ 147,589
<u>(136,138)</u>	<u>(133,454)</u>	<u>(146,741)</u>	<u>(147,826)</u>	<u>(141,898)</u>	<u>(147,589)</u>
<u>\$ -</u>	<u>\$ -</u>	<u>\$ -</u>	<u>\$ -</u>	<u>\$ -</u>	<u>\$ -</u>
\$ 972,414	\$ 953,243	\$ 1,128,777	\$ 1,231,883	\$ 1,182,483	\$ 1,229,908
14.00%	14.00%	13.00%	12.00%	12.00%	12.00%
\$ 100,688	\$ 94,258	\$ 96,670	\$ 85,904	\$ 121,358	
<u>(100,688)</u>	<u>(94,258)</u>	<u>(96,670)</u>	<u>(85,904)</u>	<u>(121,358)</u>	
<u>\$ -</u>	<u>\$ -</u>	<u>\$ -</u>	<u>\$ -</u>	<u>\$ -</u>	
\$ 1,006,880	\$ 942,580	\$ 966,700	\$ 715,867	\$ 1,011,317	
10.00%	10.00%	10.00%	12.00%	12.00%	

**CITY OF CANTON, OHIO
STARK COUNTY, OHIO**

SCHEDULES OF THE REQUIRED SUPPLEMENTARY INFORMATION

SCHEDULE OF CITY PENSION CONTRIBUTIONS
OHIO POLICE AND FIRE (OP&F) PENSION FUND

LAST TEN YEARS

	2023	2022	2021	2020
<i>Police:</i>				
Contractually required contribution	\$ 2,434,852	\$ 2,163,428	\$ 2,259,868	\$ 2,226,925
Contributions in relation to the contractually required contribution	(2,434,852)	(2,163,428)	(2,259,868)	(2,226,925)
Contribution deficiency (excess)	\$ -	\$ -	\$ -	\$ -
City's covered payroll	\$ 12,815,011	\$ 11,386,463	\$ 11,894,042	\$ 11,720,658
Contributions as a percentage of covered payroll	19.00%	19.00%	19.00%	19.00%
 <i>Fire:</i>				
Contractually required contribution	\$ 2,871,290	\$ 2,704,995	\$ 2,442,290	\$ 2,406,947
Contributions in relation to the contractually required contribution	(2,871,290)	(2,704,995)	(2,442,290)	(2,406,947)
Contribution deficiency (excess)	\$ -	\$ -	\$ -	\$ -
City's covered payroll	\$ 12,218,255	\$ 11,510,617	\$ 10,392,723	\$ 10,242,328
Contributions as a percentage of covered payroll	23.50%	23.50%	23.50%	23.50%

SEE ACCOMPANYING NOTES TO THE REQUIRED SUPPLEMENTARY INFORMATION

<u>2019</u>	<u>2018</u>	<u>2017</u>	<u>2016</u>	<u>2015</u>	<u>2014</u>
\$ 2,122,872	\$ 2,001,228	\$ 1,985,253	\$ 1,957,745	\$ 1,915,238	\$ 1,925,993
<u>(2,122,872)</u>	<u>(2,001,228)</u>	<u>(1,985,253)</u>	<u>(1,957,745)</u>	<u>(1,915,238)</u>	<u>(1,925,993)</u>
<u>\$ -</u>	<u>\$ -</u>	<u>\$ -</u>	<u>\$ -</u>	<u>\$ -</u>	<u>\$ -</u>
\$ 11,173,011	\$ 10,532,779	\$ 10,448,700	\$ 10,303,921	\$ 10,080,200	\$ 10,136,805
19.00%	19.00%	19.00%	19.00%	19.00%	19.00%
\$ 2,328,059	\$ 2,262,561	\$ 2,235,369	\$ 2,172,541	\$ 2,293,458	\$ 2,179,104
<u>(2,328,059)</u>	<u>(2,262,561)</u>	<u>(2,235,369)</u>	<u>(2,172,541)</u>	<u>(2,293,458)</u>	<u>(2,179,104)</u>
<u>\$ -</u>	<u>\$ -</u>	<u>\$ -</u>	<u>\$ -</u>	<u>\$ -</u>	<u>\$ -</u>
\$ 9,906,634	\$ 9,627,919	\$ 9,512,209	\$ 9,244,855	\$ 9,759,396	\$ 9,272,783
23.50%	23.50%	23.50%	23.50%	23.50%	23.50%

**CITY OF CANTON, OHIO
STARK COUNTY, OHIO**

SCHEDULES OF THE REQUIRED SUPPLEMENTARY INFORMATION

SCHEDULE OF THE CITY'S PROPORTIONATE SHARE OF
THE NET OPEB LIABILITY/NET OPEB ASSET
OHIO PUBLIC EMPLOYEES RETIREMENT SYSTEM (OPERS)

LAST SEVEN YEARS

	<u>2023</u>	<u>2022</u>	<u>2021</u>	<u>2020</u>
City's proportion of the net OPEB liability/asset	0.202195%	0.217803%	0.210333%	0.221337%
City's proportionate share of the net OPEB liability/(asset)	\$ 1,274,881	\$ (6,821,938)	\$ (3,747,246)	\$ 27,880,039
City's covered payroll	\$ 33,786,688	\$ 34,183,319	\$ 30,721,630	\$ 30,867,315
City's proportionate share of the net OPEB liability/asset as a percentage of its covered payroll	3.77%	19.96%	12.20%	90.32%
Plan fiduciary net position as a percentage of the total OPEB liability/asset	94.79%	128.23%	115.57%	47.80%

Note: Information prior to 2017 was unavailable. Schedule is intended to show information for 10 years. Additional years will be displayed as they become available.

Amounts presented for each fiscal year were determined as of the City's measurement date which is the prior year-end.

(1) Amounts for 2018 have been restated to reflect the removal of the Health District's proportionate share.

SEE ACCOMPANYING NOTES TO THE REQUIRED SUPPLEMENTARY INFORMATION

<u>2019</u>	<u>2018 (1)</u>	<u>2017</u>
0.202446%	0.204259%	0.224638%
\$ 26,394,121	\$ 22,181,075	\$ 22,689,180
\$ 29,391,673	\$ 31,697,515	\$ 31,207,217
89.80%	69.98%	72.70%
46.33%	54.14%	54.04%

**CITY OF CANTON, OHIO
STARK COUNTY, OHIO**

SCHEDULES OF THE REQUIRED SUPPLEMENTARY INFORMATION

SCHEDULE OF THE CITY'S PROPORTIONATE SHARE OF
THE NET OPEB LIABILITY
OHIO POLICE AND FIRE (OP&F) PENSION FUND

LAST SEVEN YEARS

	<u>2023</u>	<u>2022</u>	<u>2021</u>	<u>2020</u>
City's proportion of the net OPEB liability	0.87855580%	0.90479000%	0.88721310%	0.88014160%
City's proportionate share of the net OPEB liability	\$ 6,255,063	\$ 9,917,277	\$ 9,400,168	\$ 8,693,801
City's covered payroll	\$ 22,897,080	\$ 22,286,765	\$ 21,962,986	\$ 21,079,645
City's proportionate share of the net OPEB liability as a percentage of its covered payroll	27.32%	44.50%	42.80%	41.24%
Plan fiduciary net position as a percentage of the total OPEB liability	52.59%	46.86%	45.42%	47.08%

Note: Information prior to 2017 was unavailable. Schedule is intended to show information for 10 years. Additional years will be displayed as they become available.

Amounts presented for each fiscal year were determined as of the City's measurement date which is the prior year-end.

SEE ACCOMPANYING NOTES TO THE REQUIRED SUPPLEMENTARY INFORMATION

<u>2019</u>	<u>2018</u>	<u>2017</u>
0.89002900%	0.91049900%	0.89965700%
\$ 8,105,079	\$ 51,587,558	\$ 42,704,695
\$ 20,160,698	\$ 19,960,909	\$ 19,548,776
40.20%	258.44%	218.45%
46.57%	14.13%	15.96%

**CITY OF CANTON, OHIO
STARK COUNTY, OHIO**

SCHEDULES OF THE REQUIRED SUPPLEMENTARY INFORMATION

SCHEDULE OF CITY OPEB CONTRIBUTIONS
OHIO PUBLIC EMPLOYEES RETIREMENT SYSTEM (OPERS)

LAST TEN YEARS

	2023	2022	2021	2020
Contractually required contribution	\$ 73,723	\$ 44,979	\$ 43,746	\$ 43,919
Contributions in relation to the contractually required contribution	(73,723)	(44,979)	(43,746)	(43,919)
Contribution deficiency (excess)	\$ -	\$ -	\$ -	\$ -
City's covered payroll	\$ 34,763,170	\$ 33,786,688	\$ 34,183,319	\$ 30,721,630
Contributions as a percentage of covered payroll	0.21%	0.13%	0.13%	0.14%

(1) Amounts for 2018 have been restated to reflect the removal of the Health Department's proportionate share.

SEE ACCOMPANYING NOTES TO THE REQUIRED SUPPLEMENTARY INFORMATION

<u>2019</u>	<u>2018 (2)</u>	<u>2017</u>	<u>2016</u>	<u>2015</u>	<u>2014</u>
\$ 40,275	\$ 37,703	\$ 345,976	\$ 650,519	\$ 620,986	\$ 623,331
<u>(40,275)</u>	<u>(37,703)</u>	<u>(345,976)</u>	<u>(650,519)</u>	<u>(620,986)</u>	<u>(623,331)</u>
<u>\$ -</u>	<u>\$ -</u>	<u>\$ -</u>	<u>\$ -</u>	<u>\$ -</u>	<u>\$ -</u>
\$ 30,867,315	\$ 29,391,673	\$ 31,697,515	\$ 31,207,217	\$ 32,060,683	\$ 30,525,058
0.13%	0.13%	1.09%	2.08%	1.94%	2.04%

**CITY OF CANTON, OHIO
STARK COUNTY, OHIO**

SCHEDULES OF THE REQUIRED SUPPLEMENTARY INFORMATION

SCHEDULE OF CITY OPEB CONTRIBUTIONS
OHIO POLICE AND FIRE (OP&F) PENSION FUND

LAST TEN YEARS

	<u>2023</u>	<u>2022</u>	<u>2021</u>	<u>2020</u>
<i>Police:</i>				
Contractually required contribution	\$ 64,075	\$ 56,932	\$ 59,470	\$ 58,603
Contributions in relation to the contractually required contribution	<u>(64,075)</u>	<u>(56,932)</u>	<u>(59,470)</u>	<u>(58,603)</u>
Contribution deficiency (excess)	<u>\$ -</u>	<u>\$ -</u>	<u>\$ -</u>	<u>\$ -</u>
City's covered payroll	\$ 12,815,011	\$ 11,386,463	\$ 11,894,042	\$ 11,720,658
Contributions as a percentage of covered payroll	0.50%	0.50%	0.50%	0.50%
<i>Fire:</i>				
Contractually required contribution	\$ 61,091	\$ 57,553	\$ 51,964	\$ 51,212
Contributions in relation to the contractually required contribution	<u>(61,091)</u>	<u>(57,553)</u>	<u>(51,964)</u>	<u>(51,212)</u>
Contribution deficiency (excess)	<u>\$ -</u>	<u>\$ -</u>	<u>\$ -</u>	<u>\$ -</u>
City's covered payroll	\$ 12,218,255	\$ 11,510,617	\$ 10,392,723	\$ 10,242,328
Contributions as a percentage of covered payroll	0.50%	0.50%	0.50%	0.50%

SEE ACCOMPANYING NOTES TO THE REQUIRED SUPPLEMENTARY INFORMATION

<u>2019</u>	<u>2018</u>	<u>2017</u>	<u>2016</u>	<u>2015</u>	<u>2014</u>
\$ 55,865	\$ 52,664	\$ 52,244	\$ 51,520	\$ 51,763	\$ 49,794
<u>(55,865)</u>	<u>(52,664)</u>	<u>(52,244)</u>	<u>(51,520)</u>	<u>(51,763)</u>	<u>(49,794)</u>
<u>\$ -</u>	<u>\$ -</u>	<u>\$ -</u>	<u>\$ -</u>	<u>\$ -</u>	<u>\$ -</u>
\$ 11,173,011	\$ 10,532,779	\$ 10,448,700	\$ 10,303,921	\$ 10,080,200	\$ 10,136,805
0.50%	0.50%	0.50%	0.50%	0.50%	0.50%
\$ 49,533	\$ 48,140	\$ 47,561	\$ 46,224	\$ 48,797	\$ 47,212
<u>(49,533)</u>	<u>(48,140)</u>	<u>(47,561)</u>	<u>(46,224)</u>	<u>(48,797)</u>	<u>(47,212)</u>
<u>\$ -</u>	<u>\$ -</u>	<u>\$ -</u>	<u>\$ -</u>	<u>\$ -</u>	<u>\$ -</u>
\$ 9,906,634	\$ 9,627,919	\$ 9,512,209	\$ 9,244,855	\$ 9,759,396	\$ 9,272,783
0.50%	0.50%	0.50%	0.50%	0.50%	0.50%

**CITY OF CANTON, OHIO
STARK COUNTY, OHIO**

NOTES TO THE REQUIRED SUPPLEMENTARY INFORMATION
FOR THE YEAR ENDED DECEMBER 31, 2023

PENSION

OHIO PUBLIC EMPLOYEES RETIREMENT SYSTEM (OPERS)

Changes in benefit terms :

- There were no changes in benefit terms from the amounts reported for 2014.
- There were no changes in benefit terms from the amounts reported for 2015.
- There were no changes in benefit terms from the amounts reported for 2016.
- There were no changes in benefit terms from the amounts reported for 2017.
- There were no changes in benefit terms from the amounts reported for 2018.
- There were no changes in benefit terms from the amounts reported for 2019.
- There were no changes in benefit terms from the amounts reported for 2020.
- There were no changes in benefit terms from the amounts reported for 2021.
- There were no changes in benefit terms from the amounts reported for 2022.
- There were no changes in benefit terms from the amounts reported for 2023.

Changes in assumptions :

- There were no changes in assumptions for 2014.
- There were no changes in assumptions for 2015.
- There were no changes in assumptions for 2016.
- For 2017, the following were the most significant changes of assumptions that affected the total pension liability since the prior measurement date: (a) reduction in the actuarially assumed rate of return from 8.00% down to 7.50%, (b) for defined benefit investments, decreasing the wage inflation from 3.75% to 3.25% and (c) changing the future salary increases from a range of 4.25%-10.05% to 3.25%-10.75%.
- There were no changes in assumptions for 2018.
- For 2019, the following were the most significant changes of assumptions that affected the total pension liability since the prior measurement date: (a) the assumed rate of return and discount rate were reduced from 7.50% down to 7.20%.
- There were no changes in assumptions for 2020.
- There were no changes in assumptions for 2021.
- For 2022, the following were the most significant changes of assumptions that affected the total pension liability since the prior measurement date: (a) wage inflation was changed from 3.25% to 2.75%, (b) future salary increases, including inflation were changed from 3.25%-10.75% to 2.75%-10.75%, (c) COLA for post 1/7/2013 retirees were changed from 0.50%, simple through 2021, then 2.15% simple to 3.00%, simple through 2022, then 2.05% simple and (d) the actuarially assumed rate of return was changed from 7.20% to 6.90%.
- There were no changes in assumptions for 2023.

(Continued)

**CITY OF CANTON, OHIO
STARK COUNTY, OHIO**

NOTES TO THE REQUIRED SUPPLEMENTARY INFORMATION (CONTINUED)
FOR THE YEAR ENDED DECEMBER 31, 2023

PENSION

OHIO POLICE AND FIRE (OP&F) PENSION FUND

Changes in benefit terms :

- There were no changes in benefit terms from the amounts reported for 2014.
- There were no changes in benefit terms from the amounts reported for 2015.
- There were no changes in benefit terms from the amounts reported for 2016.
- There were no changes in benefit terms from the amounts reported for 2017.
- There were no changes in benefit terms from the amounts reported for 2018.
- There were no changes in benefit terms from the amounts reported for 2019.
- There were no changes in benefit terms from the amounts reported for 2020.
- There were no changes in benefit terms from the amounts reported for 2021.
- There were no changes in benefit terms from the amounts reported for 2022.
- There were no changes in benefit terms from the amounts reported for 2023.

Changes in assumptions :

- There were no changes in assumptions for 2014.
- There were no changes in assumptions for 2015.
- There were no changes in assumptions for 2016.
- There were no changes in assumptions for 2017.
- For 2018, the following were the most significant changes of assumptions that affected the total pension liability since the prior measurement date: (a) reduction in the actuarially assumed rate of return from 8.25% down to 8.00%, (b) changing the future salary increases from a range of 4.25%-11.00% to 3.75%-10.50%, (c) reduction in payroll increases from 3.75% down to 3.25%, (d) reduction in inflation assumptions from 3.25% down to 2.75% and (e) Cost of Living Adjustments (COLA) were reduced from 2.60% and 3.00% simple to 2.20% and 3.00% simple.
- There were no changes in assumptions for 2019.
- There were no changes in assumptions for 2020.
- There were no changes in assumptions for 2021.
- For 2022, the following were the most significant changes of assumptions that affected the total pension liability since the prior measurement date: (a) the actuarially assumed rate of return was changed from 8.00% to 7.50%.
- For 2023, the following were the most significant changes of assumptions that affected the total pension liability since the prior measurement date: (a) the mortality rates were changed from the RP-2014 Total Employee and Healthy Annuitant mortality tables to various Pub-2010 mortality tables using the MP-2021 Improvement Scale.

(Continued)

**CITY OF CANTON, OHIO
STARK COUNTY, OHIO**

NOTES TO THE REQUIRED SUPPLEMENTARY INFORMATION (CONTINUED)
FOR THE YEAR ENDED DECEMBER 31, 2023

OTHER POSTEMPLOYMENT BENEFITS (OPEB)

OHIO PUBLIC EMPLOYEES RETIREMENT SYSTEM (OPERS)

Changes in benefit terms :

- There were no changes in benefit terms from the amounts reported for 2017.
- There were no changes in benefit terms from the amounts reported for 2018.
- There were no changes in benefit terms from the amounts reported for 2019.
- There were no changes in benefit terms from the amounts reported for 2020.
- For 2021, the following were the most significant changes in benefit terms since the prior measurement date: the Board approved several changes to the health care plan offered to Medicare and non-Medicare retirees in efforts to decrease costs and increase the solvency of the health care Plan. These changes are effective January 1, 2022 and include changes to base allowances and eligibility for Medicare retirees, as well as replacing OPERS-sponsored medical plans for non-Medicare retirees with monthly allowances, similar to the program for Medicare retirees. These changes are reflected in the December 31, 2020 measurement date health care valuation. These changes significantly decreased the total OPEB liability for the measurement date December 31, 2020.
- There were no changes in benefit terms from the amounts reported for 2022.
- There were no changes in benefit terms from the amounts reported for 2023.

Changes in assumptions :

- There were no changes in methods and assumptions used in the calculation of actuarial determined contributions for 2017.
- For 2018, the following were the most significant changes of assumptions that affected the total OPEB liability since the prior measurement date: (a) reduction in the actuarially assumed rate of return from 4.23% down to 3.85%.
- For 2019, the following were the most significant changes of assumptions that affect the total OPEB liability since the prior measurement date: (a) the discount rate was increased from 3.85% up to 3.96%, (b) The investment rate of return was decreased from 6.50% percent down to 6.00%, (c) the municipal bond rate was increased from 3.31% up to 3.71% and (d) the health care cost trend rate was increased from 7.50%, initial/3.25%, ultimate in 2028 up to 10.00%, initial/3.25% ultimate in 2029.
- For 2020, the following were the most significant changes of assumptions that affect the total OPEB liability since the prior measurement date: (a) the discount rate was decreased from 3.96% up to 3.16%, (b) the municipal bond rate was decreased from 3.71% up to 2.75% and (c) the health care cost trend rate was increased from 10.50%, initial/3.25%, ultimate in 2029 up to 10.50%, initial/3.50% ultimate in 2030.
- For 2021, the following were the most significant changes of assumptions that affect the total OPEB liability since the prior measurement date: (a) the discount rate was increased from 3.16% up to 6.00%, (b) the municipal bond rate was decreased from 2.75% up to 2.00% and (c) the health care cost trend rate was decreased from 10.50%, initial/3.50%, ultimate in 2030 down to 8.50%, initial/3.50% ultimate in 2035.
- For 2022, the following were the most significant changes of assumptions that affect the total OPEB liability since the prior measurement date: (a) wage inflation changed from 3.25% to 2.75%, (b) projected salary increases, including inflation changed from 3.25%-10.75% to 2.75%-10.75%, (c) the municipal bond rate was changed from 2.00% to 1.84% and (d) the health care cost trend rate was changed from 8.50% initial, 3.50% ultimate in 2035 to 5.50% initial, 3.50% ultimate in 2034.
- For 2023, the following were the most significant changes of assumptions that affect the total OPEB liability since the prior measurement date: (a) the single discount rate changed from 6.00% to 5.22%, (b) the municipal bond rate was changed from 1.84% to 4.05% and (c) the health care cost trend rate was changed from 5.50% initial, 3.50% ultimate in 2034 to 5.50% initial, 3.50% ultimate in 2036.

(Continued)

**CITY OF CANTON, OHIO
STARK COUNTY, OHIO**

NOTES TO THE REQUIRED SUPPLEMENTARY INFORMATION (CONTINUED)
FOR THE YEAR ENDED DECEMBER 31, 2023

OTHER POSTEMPLOYMENT BENEFITS (OPEB)

OHIO POLICE AND FIRE (OP&F) PENSION FUND

Changes in benefit terms :

- There were no changes in benefit terms from the amounts reported for 2017.
- There were no changes in benefit terms from the amounts reported for 2018.
- For 2019, OP&F changed its retiree health care model from a self-insured health care plan to a stipend-based health care model.
- There were no changes in benefit terms from the amounts reported for 2020.
- There were no changes in benefit terms from the amounts reported for 2021.
- There were no changes in benefit terms from the amounts reported for 2022.
- There were no changes in benefit terms from the amounts reported for 2023.

Changes in assumptions :

- There were no changes in methods and assumptions used in the calculation of actuarial determined contributions for 2017.
- For 2018, the following were the most significant changes of assumptions that affected the total OPEB liability since the prior measurement date: (a) DROP interest rate was reduced from 4.50% to 4.00%, (b) CPI-based COLA was reduced from 2.60% to 2.20%, (c) investment rate of return was reduced from 8.25% to 8.00%, (d) salary increases were reduced from 3.75% to 3.25% and (e) payroll growth was reduced from 3.75% to 3.25%.
- For 2019, the following were the most significant changes of assumptions that affect the total OPEB liability since the prior measurement date: (a) the discount rate was increased from 3.24% up to 4.66%.
- For 2020, the following were the most significant changes of assumptions that affect the total OPEB liability since the prior measurement date: (a) the discount rate was decreased from 4.66% up to 3.56%.
- For 2021, the following were the most significant changes of assumptions that affect the total OPEB liability since the prior measurement date: (a) the discount rate was decreased from 3.56% down to 2.96%.
- For 2022, the following were the most significant changes of assumptions that affect the total OPEB liability since the prior measurement date: (a) the investment rate of return was changed from 8.00% to 7.50% and (b) the discount rate was changed from 2.96% to 2.84%.
- For 2023, the following were the most significant changes of assumptions that affect the total OPEB liability since the prior measurement date: (a) the discount rate was changed from 2.84% to 4.27% and (b) the mortality rates were changed from the RP-2014 Total Employee and Healthy Annuitant mortality tables to various Pub-2010 mortality tables using the MP-2021 Improvement Scale.

THIS PAGE IS INTENTIONALLY LEFT BLANK.

**COMBINING STATEMENTS
AND INDIVIDUAL FUND SCHEDULES**

**CITY OF CANTON
STARK COUNTY, OHIO**

FUND DESCRIPTIONS - GOVERNMENTAL FUNDS

Major Governmental Funds

General Fund

The general fund accounts for all financial resources except those required to be accounted for in another fund. The general fund balance is available to the City for any purpose provided it is expended or transferred according to the general laws of Ohio.

Community and Economic Development Fund

The community and economic development fund is a major special revenue fund that accounts for HUD community and economic development block grant money used for the acquisition of real property, administrative costs, public facilities, and the rehabilitation of real property.

American Rescue Plan Act Fund

To account for monies received from the Federal government to provide relief to the City to combat the Coronavirus pandemic.

Comprehensive Plan Implementation Fund

To account for income tax revenues associated for economic and downtown area development, job creation, and expansion and retention.

Capital Projects Fund

The capital projects fund is a major capital projects fund that accounts for the City's capital projects and expenditures of 20 percent of net income tax receipts.

Motor Vehicle Purchase Fund

The motor vehicle purchase fund is a major capital projects fund that accounts for the purchase and maintenance of the City's vehicles and expenditures of 5 percent of net income tax receipts.

Nonmajor Special Revenue Funds

The special revenue funds are used to account for the proceeds of specific revenue sources (other than major capital projects) that are legally restricted to expenditures for specific purposes. The following are the nonmajor special revenue funds which the City of Canton operates:

Street Construction, Maintenance and Repair Fund

Required by the Ohio Revised Code to account for that portion of the State gasoline tax and motor vehicle registration fees designated for maintenance of streets within the City.

State Highway Fund

Required by the Ohio Revised Code to account for that portion of the State gasoline tax and motor vehicle registration fees designated for maintenance of State highways within the City.

Municipal Road Fund

To account for County grant money used for various street projects approved through the county's municipal road fund.

Cornerstone Parking Deck Fund

To account for parking fees collected at City owned parking facilities.

Mills Industrial Park TIF Fund

To account for tax incremental financing (TIF) revenues associated with the Mills Industrial Park.

Gervasi 1700, LLC TIF Fund

To account for tax incremental financing (TIF) revenues associated with Gervasi 1700, LLC.

Urban TIF Fund

To account for tax increment financing (TIF) associated with the development of luxury lofts at the Historic Onesto Hotel.

Lesh Rd./30th St. TIF Fund

To account for tax incremental financing (TIF) revenues associated with the City's Lesh Rd./30th St. TIF agreement.

Crime Lab Fund

To account for monies received for the operational costs of the City's crime lab.

Court Computer Fund

To account for monies used to maintain court computer systems.

**CITY OF CANTON
STARK COUNTY, OHIO**

FUND DESCRIPTIONS - GOVERNMENTAL FUNDS (CONTINUED)

Court Funds

To account for special revenues received from Canton Municipal Court fines. These include the court capital improvement special projects, legal research, court GPS cost, and ignition interlock/alcohol monitoring funds.

Law Department Dispute Resolution Fund

To provide for the receipt of fees charged for discretionary public services provided to resolve various types of disputes.

SARTA Area Improvement Fund

To account for contributions and donations for Stark Area Regional Transit Authority (SARTA) operations and improvements.

Park Department Fund

To account for park donations and operational fees charged by the department.

Youth Development Fund

To account for grant monies used for summer youth employment programs.

Federal Forfeiture Fund

To account for the proceeds from seizures in federal cases.

Probation Award Fund

To account for the costs associated with the probation program ran by the municipal court.

Enforcement and Education Fund

To account for fines which are used for educating the public on the dangers of driving while under the influence of alcohol and the laws governing the operation of a motor vehicle while under the influence of alcohol.

Indigent Driver Alcohol Treatment Fund

To account for fines collected by the municipal court from persons whose driver's license or permit was suspended for driving under the influence of alcohol. By order of the court, this fund will provide for the cost of rehabilitation for those deemed to be indigent.

Law Enforcement Trust Fund

To account for monies received from the sale or disposition of seized contraband. Expenditures from this fund are made for law enforcement purposes.

Municipal Probation Services Fund

To account for fines and forfeitures used for various probation projects.

Misdemeanor Community Sanction Grant Fund

To account for grant dollars from the Department of Rehabilitation and Correction to be used to meet the needs of low level offenders, divert additional offenders from prison and enhance public safety.

Prisoner Housing Fund

To account for fines collected and used for the housing and/or treatment of indigent offenders.

Local Law Enforcement Block Grant Fund

To account for block grant monies used for law enforcement purposes.

Supplementary Police Forces Funds

To account for the receipts and expenditures of the Canton police youth corp fund.

Police Funds

To account for the receipt and expenditure of various grants and donations received by the City's police department. These include the D.A.R.E. program fund, probation improvement and incentive grant fund, safe neighborhood heroes grant fund, police grants and donations fund, COPS hiring program grants, Bulletproof Vest Partnership Fund, police EMS training and equipment grant fund, Use of Force Software Upgrade Grant, and Byrne memorial recovery act fund.

Fire Funds

To account for the receipts and expenditures of various grants and donations received by the City's fire department. These include the fire grants and donation fund, Assist to firefighters grants, the EMS training and equipment grant fund, and the firefighter assistance grant fund.

Vacant/Foreclosed Registry Fund

To account for registration fees, penalties and interest levied as established in Chapter 1353 of the Codified Ordinances and the administrative fee withheld from the maintenance bond used to enforce laws regarding foreclosed and/or vacant properties.

**CITY OF CANTON
STARK COUNTY, OHIO**

FUND DESCRIPTIONS - GOVERNMENTAL FUNDS (CONTINUED)

Canton Merchandising Fund

To account for the receipts and expenditures associated with activity resulting from the sale of various City of Canton merchandise.

Jobs Ohio Fund

To account for the receipts and expenditures associated with the Jobs Ohio program.

Hall of Fame Village

To account for the costs associated with the development and upkeep of the Hall of Fame Village.

Neighborhood Development Fund

To account for income tax revenues associated with the demolition of vacant properties and improvements of blighted neighborhoods for the enhancement of city residents.

Pretrial Award Fund

To account for revenues and expenditures associated with the pretrial award program.

Building Escrow Fund

To account for receipts from insurance companies, under City and State statutes, necessary to ensure compliance with building codes after a structure fire. Disbursements are normally to property owners upon release from the code enforcement department.

Vacant/Foreclosure Depository Fund

This fund accounts for deposits held for vacant and foreclosed upon homes.

Other

Other funds operated by the City are subsidized in part by local, state and Federal monies as well as miscellaneous sources. These include the employee recognition, city hall plaza, recycle Ohio grant, guardrail/attenuator replacement, southeast community center, Thurman Munson Memorial Stadium donation, recovery court ATP fund, justice reinvest grant prob., court technology grant, specialized docket grant, Centennial plaza maintenance fund, US Department of Justice (Bureau Assistance) fund, Project safe neighborhood grant fund, Community Corrections Act 2.0 Fund, and OCJS 2020 and 2021 project safe neighborhood.

EMA ARPA 1st Responder Retention Fund

This fund accounts for ARPA grants designated for 1st responder retention programs.

ARPA Law Enforcement Violence Reduction

This fund accounts for ARPA grants for designated for law enforcement training programs to reduce violence in the community.

Downtown Canton TDD

To account for money received from Downtown Canton TDD.

ARPA 2022 Wellness & Recruit

To account for ARPA grant money set aside for wellness and recruiting programs.

OneOhio Opioid Settlement

To account for monies received by the City from the opioid settlement to combat the opioid crisis in the City.

Centennial Plaza TDD

To account for money received from Centennial Plaza TDD.

ARPA 1st Responder Wellness Grant Fund

To account for ARPA grant money designated for 1st responder wellness programs.

Income Tax Fund

To account for the receipts from the assessment of an income tax. This fund is included in the general fund (GAAP basis), but has a separate legally adopted budget (budget basis). This fund is not included in the combining statements for the nonmajor special revenue funds since it is reported in the general fund (GAAP basis); however, the budgetary schedule is presented in this section.

Nonmajor Debt Service Funds

To account for the accumulation of resources for, and the payment of, general obligation debt principal and interest.

General Obligation Bond Retirement Fund

To account for the accumulation of resources to pay principal and interest on general obligation debt.

Special Assessment Bond Retirement Fund

To account for the collection of special assessments levied against properties for the payment of special assessment bonds and related interest costs. No budgetary schedule is presented for this fund as no revenues or expenditures were budgeted in 2023.

**CITY OF CANTON
STARK COUNTY, OHIO**

FUND DESCRIPTIONS - GOVERNMENTAL FUNDS (CONTINUED)

Nonmajor Capital Projects Funds

Capital projects funds are used to account for the financial resources to be used for the acquisition or construction of major capital facilities, other than those financed by the proprietary or nonexpendable trust funds.

2015 Construction/Reconstruction Note Fund

To account for the portions of a 2015 City note for building renovations and construction being done throughout the City.

2006 City Infrastructure Bond Fund

To account for the portions of a 2006 City bond issue spent for roadway, storm sewer, and other infrastructure improvements.

2006 Recreational Bond Fund

To account for the portions of a 2006 City bond issue spent for a water park, baseball field upgrades and other recreational facility improvements.

2006 Construction/Reconstruction Bond Fund

To account for the portions of a 2006 City bond issue for building renovations and construction being done throughout the City.

2006 Judges Facilities/City Hall Renovation Bond Fund

To account for the portions of a 2006 City bond issue spent on a renovation project being undertaken at City Hall.

2022 Infrastructure Bond

To account for the portion of the 2022 General Obligation Bonds for the salt storage and the Service Center upgrade projects.

11th St. NW Improvement Project Fund

To account for capital grants and all costs associated with the 11th Street NW infrastructure road project.

Tuscarawas Street W. Corridor Safety Project Fund

To account for loan proceeds and all costs related to the Tuscarawas Street West Corridor Safety project.

49th St NW Storm Sewer Rehab Project

To account for loan proceeds and all costs related to the 49th St NW Storm Sewer Rehab Project.

3rd Street SE Bridge Proj GP 1167

To account for capital grants and all costs related to the 3rd Street Bridge project.

Colonial BLVD Reconstruction Project Fund

To account for capital grants and all costs related to the Colonial BLVD Reconstruction project.

30th Street NW Resurfacing Project Fund

To account for capital grants and all costs related to the 30th Street NW Resurfacing project.

15th St SW Bridge Replacement Fund

To account for capital grants and all costs related to the 15th St SW Bridge Replacement project.

9th St SW Bridge Replacement Fund

To account for capital grants and all costs related to the 9th St SW Bridge Replacement project.

36th Street NW Storm Roadway Fund

To account for capital grants and all costs related to the 36th Street NW Storm Roadway project.

CITY OF CANTON
STARK COUNTY, OHIO
SCHEDULE OF REVENUES, EXPENDITURES, AND CHANGES IN
FUND BALANCE - BUDGET AND ACTUAL (NON-GAAP BUDGETARY BASIS)
GENERAL FUND
FOR THE YEAR ENDED DECEMBER 31, 2023

	Final Budget	Actual	Variance with Final Budget Positive (Negative)
Revenues:			
Property and other taxes	\$ 2,616,562	\$ 2,694,699	\$ 78,137
Municipal income taxes	43,188,700	46,073,675	2,884,975
Charges for services	7,456,206	7,320,097	(136,109)
Licenses, permits, and fees	758,000	668,345	(89,655)
Fines and forfeitures	123,000	143,185	20,185
Intergovernmental	7,196,000	7,258,871	62,871
Interest and investment income	1,051,000	2,706,893	1,655,893
Rental income	45,000	4,688	(40,312)
Contributions and donations	3,500	4,676	1,176
Operating grants	303,000	358,046	55,046
Other	9,410,895	4,915,679	(4,495,216)
Total revenues	72,151,863	72,148,854	(3,009)
Expenditures:			
Current:			
General operating:			
Current:			
General Government:			
Codes and permits			
<i>General Government - Support Administration:</i>			
Materials and supplies	9,000	5,315	3,685
Contractual services	1,214,025	943,298	270,727
Capital outlay	35,554	33,985	1,569
Other	8,850	1,480	7,370
<i>Total General Government - Support Administration</i>	<u>1,267,429</u>	<u>984,078</u>	<u>283,351</u>
<i>Service Director - Service Director Administration:</i>			
Personal services	65,978	57,690	8,288
Materials and supplies	200	-	200
Contractual services	11,914	8,814	3,100
Other	3,750	2,191	1,559
<i>Total Service Director - Service Director Administration</i>	<u>81,842</u>	<u>68,695</u>	<u>13,147</u>
<i>Service Director - Purchase Administration:</i>			
Personal services	296,092	286,202	9,890
Materials and supplies	256,267	236,356	19,911
Contractual services	48,148	8,764	39,384
Capital outlay	6,500	1,619	4,881
Other	7,599	6,600	999
<i>Total Service Director - Purchase Administration</i>	<u>614,606</u>	<u>539,541</u>	<u>75,065</u>
<i>Service Director - Annexation:</i>			
Contractual services	5,000	-	5,000
<i>Total Service Director - Annexation</i>	<u>5,000</u>	<u>-</u>	<u>5,000</u>
<i>Building and Maintenance - Other Building:</i>			
Personal services	1,038,581	973,350	65,231
Materials and supplies	177,688	171,942	5,746
Contractual services	1,090,011	1,055,242	34,769
Capital outlay	413,808	13,697	400,111
Other	11,669	8,901	2,768
<i>Total Building and Maintenance - Other Building</i>	<u>2,731,757</u>	<u>2,223,132</u>	<u>508,625</u>

(Continued)

CITY OF CANTON
STARK COUNTY, OHIO
SCHEDULE OF REVENUES, EXPENDITURES, AND CHANGES IN
FUND BALANCE - BUDGET AND ACTUAL (NON-GAAP BUDGETARY BASIS)
GENERAL FUND (CONTINUED)
FOR THE YEAR ENDED DECEMBER 31, 2023

	Final Budget	Actual	Variance with Final Budget Positive (Negative)
<i>Mayor - Administration:</i>			
Personal services	465,444	407,044	58,400
Materials and supplies	10,366	4,292	6,074
Contractual services	64,027	5,452	58,575
Other	19,525	18,035	1,490
<i>Total Mayor - Administration</i>	<u>559,362</u>	<u>434,823</u>	<u>124,539</u>
<i>Mayor - Planning Department:</i>			
Personal services	267,520	253,588	13,932
Materials and supplies	1,798	1,507	291
Contractual services	4,859	4,264	595
Capital outlay	4,305	4,304	1
Other	690	140	550
<i>Total Mayor - Planning Department</i>	<u>279,172</u>	<u>263,803</u>	<u>15,369</u>
<i>Mayor - Human Resources Administration:</i>			
Personal services	107,388	90,747	16,641
Materials and supplies	13,713	8,052	5,661
Contractual services	62,901	26,743	36,158
Capital outlay	1,000	-	1,000
Other	2,087	1,360	727
<i>Total Mayor - Human Resources Administration</i>	<u>187,089</u>	<u>126,902</u>	<u>60,187</u>
<i>Council - Council Administration:</i>			
Personal services	668,320	653,575	14,745
Materials and supplies	17,837	13,898	3,939
Contractual services	69,848	45,947	23,901
Capital outlay	4,470	2,300	2,170
Other	2,675	-	2,675
<i>Total Council - Council Administration</i>	<u>763,150</u>	<u>715,720</u>	<u>47,430</u>
<i>Courts/Judge - Judge Administration:</i>			
Personal services	2,491,256	2,212,030	279,226
Materials and supplies	51,635	45,911	5,724
Contractual services	204,141	181,890	22,251
Capital outlay	42,764	42,764	-
Other	500	-	500
<i>Total Courts/Judge - Judge Administration</i>	<u>2,790,296</u>	<u>2,482,595</u>	<u>307,701</u>
<i>Courts/Clerk - Clerk of Courts Administration:</i>			
Personal services	1,788,720	1,717,595	71,125
Materials and supplies	37,286	35,302	1,984
Contractual services	87,197	83,537	3,660
Capital outlay	-	-	-
Other	1,025	500	525
<i>Total Courts/Clerk - Clerk of Courts Administration</i>	<u>1,914,228</u>	<u>1,836,934</u>	<u>77,294</u>
<i>Law Director - Law Administration:</i>			
Personal services	1,777,462	1,697,362	80,100
Materials and supplies	24,780	18,306	6,474
Contractual services	66,100	13,468	52,632
Capital outlay	1,150	1,150	-
Other	14,525	12,039	2,486
<i>Total Law Director - Law Administration</i>	<u>1,884,017</u>	<u>1,742,325</u>	<u>141,692</u>
<i>Law - Non Operational Legal Exp:</i>			
Materials and supplies	7,227	77	7,150
Contractual services	176,344	138,118	38,226
Capital outlay	-	-	-
Other	175,800	125,213	50,587
<i>Total Law - Non Operational Legal Exp</i>	<u>359,371</u>	<u>263,408</u>	<u>95,963</u>

CITY OF CANTON
STARK COUNTY, OHIO
SCHEDULE OF REVENUES, EXPENDITURES, AND CHANGES IN
FUND BALANCE - BUDGET AND ACTUAL (NON-GAAP BUDGETARY BASIS)
GENERAL FUND (CONTINUED)
FOR THE YEAR ENDED DECEMBER 31, 2023

	Final Budget	Actual	Variance with Final Budget Positive (Negative)
<i>Auditor - Auditor Administration:</i>			
Personal services	1,199,150	1,167,551	31,599
Materials and supplies	20,859	17,400	3,459
Contractual services	17,129	14,677	2,452
Other	213,470	189,821	23,649
<i>Total Auditor - Auditor Administration</i>	<u>1,450,608</u>	<u>1,389,449</u>	<u>61,159</u>
<i>Auditor - Legally Binding Expenses:</i>			
Contractual services	604,000	565,781	38,219
Other	53,500	38,829	14,671
<i>Total Auditor - Legally Binding Expenses</i>	<u>657,500</u>	<u>604,610</u>	<u>52,890</u>
<i>Treasurer - Administration & Operations:</i>			
Personal services	313,415	298,228	15,187
Materials and supplies	1,591	815	776
Contractual services	152,445	137,361	15,084
Other	351,775	114,122	237,653
<i>Total Treasurer - Administration & Operations</i>	<u>819,226</u>	<u>550,526</u>	<u>268,700</u>
<i>Board of Commission - Civil Service:</i>			
Personal services	337,945	308,857	29,088
Materials and supplies	24,944	14,492	10,452
Contractual services	121,246	75,982	45,264
Capital outlay	1,702	1,632	70
Other	5,475	4,656	819
<i>Total Board of Commission - Civil Service</i>	<u>491,312</u>	<u>405,619</u>	<u>85,693</u>
<i>Canton Helping Canton</i>			
Materials and supplies	3,000	3,000	-
Contractual services	500	300	200
<i>Total Canton Helping Canton</i>	<u>3,500</u>	<u>3,300</u>	<u>200</u>
<i>Management Information Systems:</i>			
Personal services	1,345,760	1,273,767	71,993
Materials and supplies	6,160	5,031	1,129
Contractual services	291,843	289,382	2,461
Capital outlay	33,670	33,671	(1)
Other	1,066	1,066	-
<i>Total Management Information Systems</i>	<u>1,678,499</u>	<u>1,602,917</u>	<u>75,582</u>
Total General Government	<u>18,537,964</u>	<u>16,238,377</u>	<u>2,299,587</u>
<i>Security of Persons and Property:</i>			
<i>Safety Director - Safety Director Administration:</i>			
Personal services	230,242	222,701	7,541
Materials and supplies	300	-	300
Contractual services	1,900	1,700	200
Other	575	-	575
<i>Total Safety Director - Safety Director Administration</i>	<u>233,017</u>	<u>224,401</u>	<u>8,616</u>

(Continued)

**CITY OF CANTON
STARK COUNTY, OHIO**
SCHEDULE OF REVENUES, EXPENDITURES, AND CHANGES IN
FUND BALANCE - BUDGET AND ACTUAL (NON-GAAP BUDGETARY BASIS)
GENERAL FUND (CONTINUED)
FOR THE YEAR ENDED DECEMBER 31, 2023

	Final Budget	Actual	Variance with Final Budget Positive (Negative)
<i>Safety Director - Code Enforcement Administration:</i>			
Contractual services	130,000	1	129,999
<i>Total Safety Director - Code Enforcement Administration</i>	<u>130,000</u>	<u>1</u>	<u>129,999</u>
<i>Safety Director - School Police Administration:</i>			
Personal services	54,650	50,233	4,417
<i>Total Safety Director - School Police Administration</i>	<u>54,650</u>	<u>50,233</u>	<u>4,417</u>
<i>Safety Director - Central Communication Administration:</i>			
Personal services	1,998,460	1,922,427	76,033
Materials and supplies	13,939	5,146	8,793
Contractual services	48,490	40,170	8,320
Other	37,656	27,705	9,951
<i>Total Safety Director - Central Communication Administration</i>	<u>2,098,545</u>	<u>1,995,448</u>	<u>103,097</u>
<i>Police Administration:</i>			
Personal services	18,931,680	18,484,414	447,266
Materials and supplies	741,757	692,153	49,604
Contractual services	1,569,376	1,530,342	39,034
Capital outlay	126,746	95,665	31,081
Other	147,887	111,535	36,352
<i>Total Police Administration</i>	<u>21,517,446</u>	<u>20,914,109</u>	<u>603,337</u>
<i>Fire Administration:</i>			
Personal services	19,425,459	19,260,443	165,016
Materials and supplies	656,152	655,067	1,085
Contractual services	1,030,871	998,150	32,721
Capital outlay	63,762	63,762	-
Other	91,561	80,537	11,024
<i>Total Fire Administration</i>	<u>21,267,805</u>	<u>21,057,959</u>	<u>209,846</u>
<i>Traffic Divisions - Traffic Engineer/Parking Meter:</i>			
Materials and supplies	10,590	7,681	2,909
Contractual services	11,000	6,590	4,410
<i>Total Traffic Divisions - Traffic Engineer/Parking Meter</i>	<u>21,590</u>	<u>14,271</u>	<u>7,319</u>
Total Security of Persons and Property	<u>45,323,053</u>	<u>44,256,422</u>	<u>1,066,631</u>

(Continued)

CITY OF CANTON
STARK COUNTY, OHIO
SCHEDULE OF REVENUES, EXPENDITURES, AND CHANGES IN
FUND BALANCE - BUDGET AND ACTUAL (NON-GAAP BUDGETARY BASIS)
GENERAL FUND (CONTINUED)
FOR THE YEAR ENDED DECEMBER 31, 2023

	Final Budget	Actual	Variance with Final Budget Positive (Negative)
Transportation:			
<i>Engineering - Daily Operations:</i>			
Personal services	75,983	61,557	14,426
Materials and supplies	4,064	2,514	1,550
Contractual services	33,734	28,914	4,820
Capital outlay	35,323	35,323	-
<i>Total Engineering - Daily Operations</i>	<u>149,104</u>	<u>128,308</u>	<u>20,796</u>
<i>Salt Storage Facility Project:</i>			
Capital outlay	440,538	440,538	-
<i>Total Salt Storage Facility Project:</i>	<u>440,538</u>	<u>440,538</u>	<u>-</u>
<i>Street - Maintenance:</i>			
Personal services	1,000,670	877,380	123,290
Materials and supplies	22,690	21,853	837
Contractual services	1,508,647	1,503,800	4,847
Other	16,034	7,817	8,217
<i>Total Street - Maintenance</i>	<u>2,548,041</u>	<u>2,410,850</u>	<u>137,191</u>
Total Transportation	<u>3,137,683</u>	<u>2,979,696</u>	<u>157,987</u>
Community Environment:			
<i>Community Development - Community Development Administration:</i>			
Personal services	1,177,093	945,445	231,648
Materials and supplies	3,387	1,761	1,626
Contractual services	138,501	103,401	35,100
Other	364,274	182,500	181,774
<i>Total Community Development - Community Development Administration</i>	<u>1,683,255</u>	<u>1,233,107</u>	<u>450,148</u>
<i>Community Involvement:</i>			
Personal services	2,156,506	2,071,905	84,601
<i>Community Improvement Corporation:</i>			
Other	50,000	50,000	-
<i>Total Community Improvement Corporation</i>	<u>50,000</u>	<u>50,000</u>	<u>-</u>
<i>Code enforcement administration:</i>			
Contractual services	3,250	-	3,250
<i>Total Code enforcement administration</i>	<u>3,250</u>	<u>-</u>	<u>3,250</u>
Total Community Environment	<u>3,893,011</u>	<u>3,355,012</u>	<u>537,999</u>

(Continued)

CITY OF CANTON
STARK COUNTY, OHIO
SCHEDULE OF REVENUES, EXPENDITURES, AND CHANGES IN
FUND BALANCE - BUDGET AND ACTUAL (NON-GAAP BUDGETARY BASIS)
GENERAL FUND (CONTINUED)
FOR THE YEAR ENDED DECEMBER 31, 2023

	Final Budget	Actual	Variance with Final Budget Positive (Negative)
Leisure Time Activities:			
<i>Mayor - Baseball:</i>			
Materials and supplies	103,399	102,727	672
Contractual services	165,327	165,327	-
Capital outlay	115,826	115,826	-
<i>Total Mayor - Baseball</i>	<u>384,552</u>	<u>383,880</u>	<u>672</u>
 <i>Civic Center - Civic Center Administration:</i>			
Contractual services	610,158	609,259	899
Capital outlay	4,100	4,097	3
<i>Total Civic Center - Civic Center Administration</i>	<u>614,258</u>	<u>613,356</u>	<u>902</u>
 <i>Total leisure time activities</i>	<u>998,810</u>	<u>997,236</u>	<u>1,574</u>
 Debt Service:			
Principal retirement	3,958,545	3,956,953	1,592
Interest and fiscal charges	137,785	100,538	37,247
<i>Total Debt Service</i>	<u>4,096,330</u>	<u>4,057,491</u>	<u>38,839</u>
Total expenditures	<u>75,986,851</u>	<u>71,884,234</u>	<u>4,102,617</u>
Excess of expenditures over (under) revenues	<u>(3,834,988)</u>	<u>264,620</u>	<u>4,099,608</u>
 Other financing sources (uses):			
Sale of capital assets	50,000	28,852	(21,148)
Sale of notes	3,412,500	3,150,000	(262,500)
Transfers in	600,000	501,500	(98,500)
Transfers (out)	(3,138,750)	(2,635,290)	503,460
Advances in	500,000	1,093,785	593,785
Advances (out)	(163,501)	(163,501)	-
Total other financing sources	<u>1,260,249</u>	<u>1,975,346</u>	<u>715,097</u>
Net change in fund balance	(2,574,739)	2,239,966	4,814,705
 Fund balance at beginning of year	5,309,071	5,309,071	-
Prior year encumbrances appropriated	5,981,774	5,981,774	-
Fund balance at end of year	<u>\$ 8,716,106</u>	<u>\$ 13,530,811</u>	<u>\$ 4,814,705</u>

CITY OF CANTON
STARK COUNTY, OHIO
SCHEDULE OF REVENUES, EXPENDITURES, AND CHANGES IN
FUND BALANCE - BUDGET AND ACTUAL (NON-GAAP BUDGETARY BASIS)
COMMUNITY AND ECONOMIC DEVELOPMENT FUND
FOR THE YEAR ENDED DECEMBER 31, 2023

	Final Budget	Actual	Variance with Final Budget Positive (Negative)
Revenues:			
Operating grants	\$ 9,163,086	\$ 4,154,308	\$ (5,008,778)
Other	234,442	115,335	(119,107)
Total revenues	<u>9,397,528</u>	<u>4,269,643</u>	<u>(5,127,885)</u>
Expenditures:			
Current:			
Community Environment:			
<i>Community Development Administration:</i>			
Materials and supplies	50,207	41,686	8,521
Contractual services	1,066,171	238,841	827,330
Capital outlay	3,250	-	3,250
Other	6,844,888	5,231,318	1,613,570
<i>Total Community Development Administration</i>	<u>7,964,516</u>	<u>5,511,845</u>	<u>2,452,671</u>
<i>Federal Stimulus Funding:</i>			
Other	42,450	-	42,450
<i>Total Federal Stimulus Funding</i>	<u>42,450</u>	<u>-</u>	<u>42,450</u>
<i>COVID-19 Stimulus:</i>			
Materials and supplies	600	565	35
Contractual services	186,557	110,437	76,120
Other	231,552	206,223	25,329
<i>Total COVID-19 Stimulus</i>	<u>418,709</u>	<u>317,225</u>	<u>101,484</u>
<i>COVID-19 Stimulus-2:</i>			
Materials and supplies	2,184	2,184	-
Contractual services	2,397,893	24,999	2,372,894
Other	166,372	52,306	114,066
<i>Total COVID-19 Stimulus-2</i>	<u>2,566,449</u>	<u>79,489</u>	<u>2,486,960</u>
<i>Fair Housing Administration:</i>			
Materials and supplies	5,517	3,407	2,110
Contractual services	57,594	11,049	46,545
Other	97,560	80,022	17,538
<i>Total Fair Housing Administration</i>	<u>160,671</u>	<u>94,478</u>	<u>66,193</u>

(Continued)

CITY OF CANTON
STARK COUNTY, OHIO
SCHEDULE OF REVENUES, EXPENDITURES, AND CHANGES IN
FUND BALANCE - BUDGET AND ACTUAL (NON-GAAP BUDGETARY BASIS)
COMMUNITY AND ECONOMIC DEVELOPMENT FUND (CONTINUED)
FOR THE YEAR ENDED DECEMBER 31, 2023

	Final Budget	Actual	Variance with Final Budget Positive (Negative)
<i>Vienna Woods:</i>			
Other	225,000	-	225,000
<i>Total Fair Housing Administration</i>	<u>225,000</u>	<u>-</u>	<u>225,000</u>
<i>Debt service:</i>			
Principal retirement	3,541	3,541	-
Interest and fiscal charges	764	764	-
<i>Total Debt Service</i>	<u>4,305</u>	<u>4,305</u>	<u>-</u>
Total expenditures	<u>11,382,100</u>	<u>6,007,342</u>	<u>5,374,758</u>
Excess of expenditures over revenues	<u>(1,984,572)</u>	<u>(1,737,699)</u>	<u>246,873</u>
Other financing sources:			
Transfers in	500	-	(500)
Transfers out	(500)	(500)	-
Advances in	50,000	50,000	-
Advances out	(50,000)	(50,000)	-
<i>Total Other Financing Sources</i>	<u>-</u>	<u>(500)</u>	<u>(500)</u>
Net change in fund balance	(1,984,572)	(1,738,199)	246,373
Fund balance (deficit) at beginning of year	(8,625)	(8,625)	-
Prior year encumbrances appropriated	2,221,498	2,221,498	-
Fund balance at end of year	<u>\$ 228,301</u>	<u>\$ 474,674</u>	<u>\$ 246,373</u>

CITY OF CANTON
STARK COUNTY, OHIO
SCHEDULE OF REVENUES, EXPENDITURES, AND CHANGES IN
FUND BALANCE - BUDGET AND ACTUAL (NON-GAAP BUDGETARY BASIS)
AMERICAN RESCUE PLAN ACT FUND
FOR THE YEAR ENDED DECEMBER 31, 2023

	Final Budget	Actual	Variance with Final Budget Positive (Negative)
Revenues:			
Intergovernmental	\$ -	\$ 179,020	179,020
Other	-	77,623	77,623
Total revenues	-	256,643	256,643
Expenditures:			
Current:			
General operating:			
Current:			
General Government:			
<i>General Government - Support Administration:</i>			
Contractual services	7,220,961	4,501,947	2,719,014
Capital outlay	2,534,286	2,405,661	128,625
Other	13,102,116	12,316,442	785,674
<i>Total General Government - Support Administration</i>	<i>22,857,363</i>	<i>19,224,050</i>	<i>3,633,313</i>
<i>Invest Health Medical/Food Project</i>			
Other	900,000	900,000	-
<i>Total Invest Health Medical/Food Project</i>	<i>900,000</i>	<i>900,000</i>	<i>-</i>
<i>31st ST NE Waterline & Storm Sewer Project</i>			
Contractual services	152,550	152,550	-
Capital outlay	1,236,163	1,236,163	-
<i>Total 31st ST NE Waterline & Storm Sewer Project</i>	<i>1,388,713</i>	<i>1,388,713</i>	<i>-</i>
<i>COVID-19 Stimulus</i>			
Contractual services	8,000	8,000	-
Other	5,471,192	2,277,339	3,193,853
<i>Total COVID-19 Stimulus</i>	<i>5,479,192</i>	<i>2,285,339</i>	<i>3,193,853</i>
<i>Fiber Project:</i>			
Capital outlay	7,070,000	7,006,300	63,700
<i>Total Fiber Project</i>	<i>7,070,000</i>	<i>7,006,300</i>	<i>63,700</i>
<i>Allen Ave Sanitary sewer/ Wtr Pr:</i>			
Capital outlay	165,153	165,153	-
<i>Total Mayor - Allen Ave Sanitary sewer/ Wtr Pr</i>	<i>165,153</i>	<i>165,153</i>	<i>-</i>
Total General Government	37,860,421	30,969,555	6,890,866
<i>COVID-19 Stimulus</i>			
Materials and supplies	11,000	11,000	-
Contractual services	2,485,776	505,246	1,980,530
Capital outlay	2,897,988	2,887,001	10,987
<i>Total COVID-19 Stimulus</i>	<i>5,394,764</i>	<i>3,403,247</i>	<i>1,991,517</i>
Total Security of Persons and Property	5,394,764	3,403,247	1,991,517
Leisure Time Activities:			
<i>Service Direct-Park Department COVID-19</i>			
Contractual services	760,000	-	760,000
Capital outlay	6,187,661	5,989,930	197,731
<i>Total Service Direct-Park Department COVID-19</i>	<i>6,947,661</i>	<i>5,989,930</i>	<i>957,731</i>
Total Leisure Time Activities	6,947,661	5,989,930	957,731
Total expenditures	50,202,846	40,362,732	9,840,114
Net change in fund balance	(50,202,846)	(40,106,089)	10,096,757
Fund balance at beginning of year	29,447,922	29,447,922	-
Prior year encumbrances appropriated	20,813,446	20,813,446	-
Fund balance at end of year	\$ 58,522	\$ 10,155,279	\$ 10,096,757

CITY OF CANTON
STARK COUNTY, OHIO
SCHEDULE OF REVENUES, EXPENDITURES, AND CHANGES IN
FUND BALANCE - BUDGET AND ACTUAL (NON-GAAP BUDGETARY BASIS)
COMPREHENSIVE PLAN IMPLEMENTATION FUND
FOR THE YEAR ENDED DECEMBER 31, 2023

	Final Budget	Actual	Variance with Final Budget Positive (Negative)
Revenues:			
Municipal income taxes	\$ 8,425,000	\$ 8,638,814	\$ 213,814
Operating grants	-	47,760	47,760
Other	175,000	703,152	528,152
Contributions and donations	400,000	370,000	(30,000)
Total revenues	9,000,000	9,759,726	759,726
Expenditures:			
Current:			
General operating:			
General Government:			
<i>General Government - Support Administration:</i>			
Materials and supplies	2,000	1,225	775
Contractual services	3,916,157	768,767	3,147,390
Capital outlay	316,248	315,904	344
Other	624,691	587,499	37,192
<i>Total General Government - Support Administration</i>	<i>4,859,096</i>	<i>1,673,395</i>	<i>3,185,701</i>
<i>Mayor - Administration:</i>			
Contractual services	200,000	-	200,000
<i>Planning and Zoning:</i>			
Personal services	173,320	167,355	5,965
Contractual services	10,000	-	10,000
Other	1,000	638	362
<i>Total Planning and Zoning</i>	<i>184,320</i>	<i>167,993</i>	<i>16,327</i>
Transportation:			
<i>Engineering - Daily Operations:</i>			
Materials and supplies	1,081,019	1,081,018	1
Contractual services	323,853	273,853	50,000
Capital outlay	1,915,435	1,915,435	-
<i>Total Transportation</i>	<i>3,320,307</i>	<i>3,270,306</i>	<i>50,001</i>
Capital Outlay:			
<i>Tusc St W Corr Safety Project:</i>			
Contractual services	2,235,171	1,453,071	782,100
Capital outlay	200,000	97,500	102,500
<i>Total Tusc St W Corr Safety Project</i>	<i>2,435,171</i>	<i>1,550,571</i>	<i>884,600</i>
<i>Cleve Ave Streetscape Ph 3 1392:</i>			
Contractual services	250,000	250,000	-
<i>Cleve Ave Streetscape Ph 2 1409:</i>			
Contractual services	75,000	-	75,000
<i>11th St IMPROV PROJ GP 1144:</i>			
Contractual services	479,538	479,538	-
Capital outlay	1,770,462	1,770,462	-
<i>Total 11th St IMPROV PROJ GP 1144</i>	<i>2,250,000</i>	<i>2,250,000</i>	<i>-</i>
Total expenditures	13,573,894	9,162,265	3,452,029
Excess of expenditures over (under) revenues	(4,573,894)	597,461	4,211,755
Other financing sources (uses):			
Advances (out)	(750,000)	(750,000)	-
Sale of assets	-	1,167,375	1,167,375
Total other financing sources (uses)	(750,000)	417,375	1,167,375
Net change in fund balance	(5,323,894)	1,014,836	5,379,130
Fund balance at beginning of year	1,729,389	1,729,389	-
Prior year encumbrances appropriated	4,320,289	4,320,289	-
Fund balance at end of year	\$ 725,784	\$ 7,064,514	\$ 5,379,130

CITY OF CANTON
STARK COUNTY, OHIO
SCHEDULE OF REVENUES, EXPENDITURES, AND CHANGES IN
FUND BALANCE - BUDGET AND ACTUAL (NON-GAAP BUDGETARY BASIS)
CAPITAL PROJECTS FUND
FOR THE YEAR ENDED DECEMBER 31, 2023

	Final Budget	Actual	Variance with Final Budget Positive (Negative)
Revenues:			
Municipal income taxes	\$ 11,785,000	\$ 12,958,221	\$ 1,173,221
Capital grants	-	31,440	31,440
Other	15,000	46,967	31,967
Total revenues	11,800,000	13,036,628	1,236,628
Expenditures:			
<i>Capital Outlay:</i>			
<i>Safety Director:</i>			
Police Department - Police Administration	479,168	478,227	941
Fire Department - Fire Administration	661,434	660,302	1,132
<i>Total Safety Director</i>	<i>1,140,602</i>	<i>1,138,529</i>	<i>2,073</i>
<i>Traffic Divisions:</i>			
Traffic Signal	55,000	54,976	24
<i>Service Director:</i>			
Service Director Administration	546,226	525,194	21,032
Engineering Administration	7,312,808	7,005,645	307,163
Purchasing Administration	29,941	26,787	3,154
Motor vehicle administration	46,180	45,432	748
Engineering - 30th St NW Resurface Project	54,000	45,802	8,198
Engineering - 11th Street Improvement Project	552,418	405,915	146,503
Street Administration	362,001	355,924	6,077
Street Paving	1,797,158	1,774,216	22,942
Colonial Blvd Recon Proj GP1206	1,560,421	1,560,421	-
Colonial Blvd Recon Ph 2	232,519	232,519	-
Engineering - 36th Street NW Storm, Roadway, Water, Sewer	100,000	16,216	83,784
Building Maintenance Administration	1,138,392	1,088,062	50,330
Collection System Department	133,125	95,628	37,497
Engineering - Salt Storage Facility Proj	319,265	195,787	123,478
Engineering - Urban Forestry	44,654	39,814	4,840
Engineering - Tusc St W Corr Safety Project 92562	32,361	32,361	-
Engineering - Norm. Ave NW Swr/Rd Rec 1388	260,000	249,643	10,357
Engineering - 15th St Bridge Repl Proj GP 1299	574,157	558,137	16,020
Engineering - E. Tusc Streetscspe GP 1422	250,000	202,222	47,778
Engineering - 34th Str Area Wtr Mn Repl Proj	671,000	606,713	64,287
Engineering - Fairmt Wtr Main Repl Proj Ph II	693,000	430,423	262,577
Engineering - Harvard Ave Area Wtr Mn Replac	285,583	244,139	41,444
<i>Total Service Director</i>	<i>16,995,209</i>	<i>15,737,000</i>	<i>1,258,209</i>
<i>Water:</i>			
37th Street Water Sewer Street Improvement Project	110,458	110,458	-
<i>Community Development:</i>			
Community Development Administration	15,000	-	15,000
<i>Management Information Systems:</i>			
Information Technology Manager	619,039	618,119	920
<i>Auditor:</i>			
Auditor Administration	196,857	196,568	289

(Continued)

CITY OF CANTON
STARK COUNTY, OHIO
 SCHEDULE OF REVENUES, EXPENDITURES, AND CHANGES IN
 FUND BALANCE - BUDGET AND ACTUAL (NON-GAAP BUDGETARY BASIS)
 CAPITAL PROJECTS FUND (CONTINUED)
 FOR THE YEAR ENDED DECEMBER 31, 2023

	<u>Final Budget</u>	<u>Actual</u>	<u>Variance with Final Budget Positive (Negative)</u>
<i>Judges:</i>			
Judge administration	22,000	22,000	-
<i>Law:</i>			
Law - Administration	7,000	-	7,000
<i>Income Tax:</i>			
Income Tax - Administration	64,340	61,609	2,731
<i>Treasurer:</i>			
Treasurer - Administration	75,000	35,335	39,665
Total Capital Outlay	<u>19,300,505</u>	<u>17,974,594</u>	<u>1,325,911</u>
<i>Debt Service:</i>			
<i>Principal retirement:</i>			
Various purpose loans	1,212,471	1,171,709	40,762
<i>Interest and Fiscal Charges:</i>			
Various purpose loans	<u>250,006</u>	<u>249,968</u>	<u>38</u>
Total Debt Service	<u>1,462,477</u>	<u>1,421,677</u>	<u>40,800</u>
Total expenditures	<u>20,762,982</u>	<u>19,396,271</u>	<u>1,366,711</u>
Excess of expenditures over revenues	<u>(8,962,982)</u>	<u>(6,359,643)</u>	<u>2,603,339</u>
Other financing sources:			
Sale of assets	-	36,542	36,542
Loan proceeds - OPWC	<u>255,000</u>	<u>110,458</u>	<u>(144,542)</u>
Total other financing sources	<u>255,000</u>	<u>147,000</u>	<u>(108,000)</u>
Net change in fund balance	(8,707,982)	(6,212,643)	2,495,339
Fund balance at beginning of year	3,691,009	3,691,009	-
Prior year encumbrances appropriated	<u>5,589,136</u>	<u>5,589,136</u>	<u>-</u>
Fund balance at end of year	<u>\$ 572,163</u>	<u>\$ 3,067,502</u>	<u>\$ 2,495,339</u>

CITY OF CANTON
STARK COUNTY, OHIO
SCHEDULE OF REVENUES, EXPENDITURES, AND CHANGES IN
FUND BALANCE - BUDGET AND ACTUAL (NON-GAAP BUDGETARY BASIS)
MOTOR VEHICLE PURCHASE FUND
FOR THE YEAR ENDED DECEMBER 31, 2023

	Final Budget	Actual	Variance with Final Budget Positive (Negative)
Revenues:			
Municipal income taxes	\$ 2,563,000	\$ 2,879,605	\$ 316,605
Total revenues	<u>2,563,000</u>	<u>2,879,605</u>	<u>316,605</u>
Expenditures:			
Capital Outlay:			
<i>Safety Director:</i>			
Central Communication Administration	167,978	130,042	37,936
Police Department - Police Administration	1,113,452	690,702	422,750
Fire Department - Fire Administration	513,000	509,098	3,902
<i>Total Safety Director</i>	<u>1,794,430</u>	<u>1,329,842</u>	<u>464,588</u>
<i>Traffic Divisions:</i>			
Traffic Divisions - Engineer Administration	5,000	5,000	-
Traffic Divisions - Traffic Sign & Paint	11,000	11,000	-
Traffic Divisions - Traffic Signal	20,000	20,000	-
Traffic Divisions - Traffic Eng/Parking Meter	7,500	7,500	-
<i>Total Traffic Divisions</i>	<u>43,500</u>	<u>43,500</u>	<u>-</u>
<i>Service Director:</i>			
Engineering Administration	54,500	40,500	14,000
Street Administration	922,293	917,957	4,336
Street Paving	230,000	230,000	-
Daily Operations	600	600	-
Building Maintenance Administration	63,000	51,188	11,812
Collection System Department	9,000	9,000	-
<i>Total Service Director</i>	<u>1,279,393</u>	<u>1,249,245</u>	<u>30,148</u>
<i>Mayor:</i>			
Mayor Administration	1,250	1,250	-
<i>Management Information Systems:</i>			
Information Technology Manager	1,750	1,750	-
<i>Judges:</i>			
Judge Administration	11,000	11,000	-
Total capital outlay	<u>3,128,323</u>	<u>2,633,587</u>	<u>494,736</u>

(Continued)

CITY OF CANTON
STARK COUNTY, OHIO
SCHEDULE OF REVENUES, EXPENDITURES, AND CHANGES IN
FUND BALANCE - BUDGET AND ACTUAL (NON-GAAP BUDGETARY BASIS)
MOTOR VEHICLE PURCHASE FUND (CONTINUED)
FOR THE YEAR ENDED DECEMBER 31, 2023

	Final Budget	Actual	Variance with Final Budget Positive (Negative)
Debt service:			
<i>Principal retirement:</i>			
Financed purchase	407,053	407,037	16
<i>Total Principle retirement:</i>	<u>407,053</u>	<u>407,037</u>	<u>16</u>
<i>Interest and Fiscal Charges:</i>			
Financed purchase	23,016	23,002	14
<i>Interest and Fiscal Charges:</i>	<u>23,016</u>	<u>23,002</u>	<u>14</u>
Total Debt Service	<u>430,069</u>	<u>430,039</u>	<u>30</u>
Total expenditures	<u>3,561,392</u>	<u>3,066,626</u>	<u>494,766</u>
Excess of expenditures over revenues	<u>(998,392)</u>	<u>(187,021)</u>	<u>811,371</u>
Other financing sources:			
Sale of assets	<u>37,000</u>	<u>96,458</u>	<u>59,458</u>
Net change in fund balance	(961,392)	(90,563)	870,829
Fund balance at beginning of year	503,305	503,305	-
Prior year encumbrances appropriated	691,573	691,573	-
Fund balance at end of year	<u>\$ 233,486</u>	<u>\$ 1,104,315</u>	<u>\$ 870,829</u>

CITY OF CANTON
STARK COUNTY, OHIO
COMBINING BALANCE SHEET
NONMAJOR GOVERNMENTAL FUNDS
DECEMBER 31, 2023

	Nonmajor Special Revenue Funds	Nonmajor Debt Service Funds	Nonmajor Capital Projects Funds	Total Nonmajor Governmental Funds
Assets:				
Equity in pooled cash and cash equivalents	\$ 15,834,579	\$ 116,307	\$ 1,697,333	\$ 17,648,219
Cash with fiscal agent	-	3,019		3,019
Receivables:				
Property and other local taxes	4,784,100	-	-	4,784,100
Municipal income taxes	157,571	-	-	157,571
Accounts	168,485	8,342	-	176,827
Accrued interest	1,720	-	2,593	4,313
Due from other governments	2,759,059	-	-	2,759,059
Leases receivable	586,716	-	-	586,716
Materials and supplies inventory	52,109	-	-	52,109
Prepayments	65,842	-	-	65,842
Total assets	<u>\$ 24,410,181</u>	<u>\$ 127,668</u>	<u>\$ 1,699,926</u>	<u>\$ 26,237,775</u>
Liabilities:				
Accounts payable	\$ 2,071,544	\$ -	\$ 1,307,833	\$ 3,379,377
Accrued wages and benefits payable	149,271	-	-	149,271
Due to other funds	547,235	-	-	547,235
Due to other governments	160,440	-	-	160,440
Deposits held and due to others	248,479	-	-	248,479
Payroll withholding payable	71,669	-	-	71,669
Total liabilities	<u>3,248,638</u>	<u>-</u>	<u>1,307,833</u>	<u>4,556,471</u>
Deferred inflows of resources:				
Property taxes levied for the next fiscal year	3,958,108	-	-	3,958,108
Delinquent property tax revenue not available	825,992	-	-	825,992
Leases	571,270	-	-	571,270
Income tax revenue not available	34,576	-	-	34,576
Intergovernmental revenue not available	1,348,966	-	-	1,348,966
Charges for services revenue not available	51,801	8,342	-	60,143
Miscellaneous revenue not available	290,800	-	-	290,800
Total deferred inflows of resources	<u>7,081,513</u>	<u>8,342</u>	<u>-</u>	<u>7,089,855</u>
Fund balances:				
Nonspendable	117,951	-	-	117,951
Restricted	10,480,942	119,326	1,294,191	11,894,459
Committed	3,592,299	-	-	3,592,299
Unassigned (deficit)	(111,162)	-	(902,098)	(1,013,260)
Total fund balances	<u>14,080,030</u>	<u>119,326</u>	<u>392,093</u>	<u>14,591,449</u>
Total liabilities, deferred inflows of resources, and fund balances	<u>\$ 24,410,181</u>	<u>\$ 127,668</u>	<u>\$ 1,699,926</u>	<u>\$ 26,237,775</u>

CITY OF CANTON
STARK COUNTY, OHIO
COMBINING STATEMENT OF REVENUES, EXPENDITURES AND CHANGES IN FUND BALANCES
NONMAJOR GOVERNMENTAL FUNDS
FOR THE YEAR ENDED DECEMBER 31, 2023

	Nonmajor Special Revenue Funds	Nonmajor Debt Service Funds	Nonmajor Capital Projects Funds	Total Nonmajor Governmental Funds
Revenues:				
Property and other local taxes	\$ 3,876,430	\$ -	\$ -	\$ 3,876,430
Municipal income taxes	1,437,859	-	-	1,437,859
Charges for services	1,859,154	-	-	1,859,154
Fines and forfeitures	370,800	-	-	370,800
Intergovernmental	4,174,469	-	-	4,174,469
Interest and investment income	18,164	6,848	113,347	138,359
Rental income	251,201	-	-	251,201
Contributions and donations	34,730	-	-	34,730
Operating grants	2,087,478	-	-	2,087,478
Capital grants	646,460	-	4,223,048	4,869,508
Payment in lieu of taxes	1,711,264	-	-	1,711,264
Other local taxes	1,641,800	-	-	1,641,800
Other	1,471,479	-	16,224	1,487,703
Total revenues	19,581,288	6,848	4,352,619	23,940,755
Expenditures:				
Current:				
General government	4,509,688	-	-	4,509,688
Security of persons and property	4,243,022	-	-	4,243,022
Transportation	3,540,115	-	-	3,540,115
Leisure time activities	7,887,529	-	-	7,887,529
Capital outlay	8,014	-	7,106,864	7,114,878
Debt service:				
Principal retirement	20,067	-	-	20,067
Interest and fiscal charges	305	-	-	305
Total expenditures	20,208,740	-	7,106,864	27,315,604
Excess (deficiency) of revenues over (under) expenditures	(627,452)	6,848	(2,754,245)	(3,374,849)
Other financing sources:				
Issuance of notes	-	-	381,478	381,478
Transfers in	12,690	-	-	12,690
Total other financing sources	12,690	-	381,478	394,168
Net change in fund balances	(614,762)	6,848	(2,372,767)	(2,980,681)
Fund balances at beginning of year	14,694,792	112,478	2,764,860	17,572,130
Fund balances at end of year	\$ 14,080,030	\$ 119,326	\$ 392,093	\$ 14,591,449

CITY OF CANTON
STARK COUNTY, OHIO
COMBINING BALANCE SHEET
NONMAJOR SPECIAL REVENUE FUNDS
DECEMBER 31, 2023

	Street Construction, Maintenance, and Repair	State Highway	Municipal Road	Cornerstone Parking Deck	Mills Industrial Park TIF
Assets:					
Equity in pooled cash and cash equivalents	\$ 1,526,261	\$ 260,539	\$ 896,805	\$ 88,603	\$ 628,732
Receivables:					
Property and other taxes	-	-	-	-	-
Income taxes	-	-	-	-	-
Accounts	2,548	-	-	250	-
Accrued interest	185	-	-	-	-
Due from other governments	1,923,497	138,998	-	-	-
Leases receivable	-	-	-	-	-
Materials and supplies inventory	52,109	-	-	-	-
Prepayments	23,907	1,596	-	-	-
Total assets	<u>\$ 3,528,507</u>	<u>\$ 401,133</u>	<u>\$ 896,805</u>	<u>\$ 88,853</u>	<u>\$ 628,732</u>
Liabilities:					
Accounts payable	\$ 918,640	\$ 9,403	\$ -	\$ 5,704	\$ -
Accrued wages and benefits payable	59,987	4,640	-	-	-
Due to other funds	649	100	-	-	-
Due to other governments	9,268	717	-	70,000	-
Deposits held and due to others	-	-	-	-	-
Payroll withholding payable	28,167	2,052	-	-	-
Total liabilities	<u>1,016,711</u>	<u>16,912</u>	<u>-</u>	<u>75,704</u>	<u>-</u>
Deferred inflows of resources:					
Property taxes levied for the next fiscal year	-	-	-	-	-
Delinquent property tax revenue not available	-	-	-	-	-
Leases	-	-	-	-	-
Income tax revenue not available	-	-	-	-	-
Intergovernmental revenue not available	1,258,024	90,942	-	-	-
Charges for services revenue not available	-	-	-	-	-
Miscellaneous revenue not available	1,419	-	-	-	-
Total deferred inflows of resources	<u>1,259,443</u>	<u>90,942</u>	<u>-</u>	<u>-</u>	<u>-</u>
Fund balances:					
Nonspendable	76,016	1,596	-	-	-
Restricted	1,176,337	291,683	896,805	13,149	628,732
Committed	-	-	-	-	-
Unassigned (deficit)	-	-	-	-	-
Total fund balances (deficit)	<u>1,252,353</u>	<u>293,279</u>	<u>896,805</u>	<u>13,149</u>	<u>628,732</u>
Total liabilities, deferred inflows of resources, and fund balances	<u>\$ 3,528,507</u>	<u>\$ 401,133</u>	<u>\$ 896,805</u>	<u>\$ 88,853</u>	<u>\$ 628,732</u>

CITY OF CANTON
STARK COUNTY, OHIO
 COMBINING BALANCE SHEET
 NONMAJOR SPECIAL REVENUE FUNDS (CONTINUED)
 DECEMBER 31, 2023

	<u>Park Department</u>	<u>Youth Development</u>	<u>Federal Forfeiture</u>	<u>Probation Award</u>	<u>Enforcement and Education</u>
Assets:					
Equity in pooled cash and cash equivalents	\$ 3,418,927	\$ 4,470	\$ 322,839	\$ 12,995	\$ 33,030
Receivables:					
Property and other taxes	4,784,100	-	-	-	-
Income taxes	-	-	-	-	-
Accounts	925	-	-	-	-
Accrued interest	3	-	-	-	-
Due from other governments	-	-	-	-	327
Leases receivable	1,245	-	-	-	-
Materials and supplies inventory	-	-	-	-	-
Prepayments	29,074	-	181	-	-
Total assets	<u>\$ 8,234,274</u>	<u>\$ 4,470</u>	<u>\$ 323,020</u>	<u>\$ 12,995</u>	<u>\$ 33,357</u>
Liabilities:					
Accounts payable	\$ 137,679	\$ -	\$ -	\$ -	\$ -
Accrued wages and benefits payable	59,415	-	-	-	-
Due to other funds	2,123	-	-	-	-
Due to other governments	9,276	-	-	19,356	-
Deposits held and due to others	-	-	-	-	-
Payroll withholding payable	30,087	-	-	-	-
Total liabilities	<u>238,580</u>	<u>-</u>	<u>-</u>	<u>19,356</u>	<u>-</u>
Deferred inflows of resources:					
Property taxes levied for the next fiscal year	3,958,108	-	-	-	-
Delinquent property tax revenue not available	825,992	-	-	-	-
Leases	1,210	-	-	-	-
Income tax revenue not available	-	-	-	-	-
Intergovernmental revenue not available	-	-	-	-	-
Charges for services revenue not available	-	-	-	-	-
Miscellaneous revenue not available	-	-	-	-	-
Total deferred inflows of resources	<u>4,785,310</u>	<u>-</u>	<u>-</u>	<u>-</u>	<u>-</u>
Fund balances:					
Nonspendable	29,074	-	181	-	-
Restricted	22,813	4,470	322,839	-	33,357
Committed	3,158,497	-	-	-	-
Unassigned (deficit)	-	-	-	(6,361)	-
Total fund balances (deficit)	<u>3,210,384</u>	<u>4,470</u>	<u>323,020</u>	<u>(6,361)</u>	<u>33,357</u>
Total liabilities, deferred inflows of resources, and fund balances	<u>\$ 8,234,274</u>	<u>\$ 4,470</u>	<u>\$ 323,020</u>	<u>\$ 12,995</u>	<u>\$ 33,357</u>

<u>Indigent Driver Alcohol Treatment</u>	<u>Law Enforcement Trust</u>	<u>Municipal Probation Services</u>	<u>Misdemeanor Community Sanction Grant</u>	<u>Prisoner Housing</u>	<u>Local Law Enforcement Block Grant</u>	<u>Supplementary Police Forces</u>	<u>Police</u>
\$ 32,871	\$ 72,128	\$ 414,114	\$ 74,963	\$ 152,674	\$ 59,994	\$ 108	\$ 85,576
-	-	-	-	-	-	-	-
-	-	-	-	-	-	-	-
-	-	-	-	-	-	-	-
6,134	205	12,318	-	1,184	-	-	40,083
-	-	-	-	-	-	-	-
-	-	-	-	-	-	-	-
1,119	-	1,060	2,015	-	-	-	-
<u>\$ 40,124</u>	<u>\$ 72,333</u>	<u>\$ 427,492</u>	<u>\$ 76,978</u>	<u>\$ 153,858</u>	<u>\$ 59,994</u>	<u>\$ 108</u>	<u>\$ 125,659</u>
\$ -	\$ -	\$ 46,549	\$ -	\$ -	\$ 59,994	\$ -	\$ -
-	-	4,173	-	-	-	-	-
-	-	-	-	-	14,517	-	180,098
-	-	645	-	-	-	-	-
-	-	-	-	-	-	-	-
-	-	1,347	-	-	-	-	-
-	-	<u>52,714</u>	-	-	<u>74,511</u>	-	<u>180,098</u>
-	-	-	-	-	-	-	-
-	-	-	-	-	-	-	-
-	-	-	-	-	-	-	-
-	-	-	-	-	-	-	-
-	-	-	-	-	-	-	-
-	-	-	-	-	-	-	-
-	-	-	-	-	-	-	-
1,119	-	1,060	2,015	-	-	-	-
39,005	72,333	373,718	74,963	153,858	-	108	-
-	-	-	-	-	-	-	-
-	-	-	-	-	(14,517)	-	(54,439)
<u>40,124</u>	<u>72,333</u>	<u>374,778</u>	<u>76,978</u>	<u>153,858</u>	<u>(14,517)</u>	<u>108</u>	<u>(54,439)</u>
<u>\$ 40,124</u>	<u>\$ 72,333</u>	<u>\$ 427,492</u>	<u>\$ 76,978</u>	<u>\$ 153,858</u>	<u>\$ 59,994</u>	<u>\$ 108</u>	<u>\$ 125,659</u>

(Continued)

CITY OF CANTON
STARK COUNTY, OHIO
COMBINING BALANCE SHEET
NONMAJOR SPECIAL REVENUE FUNDS (CONTINUED)
DECEMBER 31, 2023

	<u>Fire</u>	<u>Vacant/ Foreclosed Registry</u>	<u>Canton Merchandising</u>	<u>Jobs Ohio</u>	<u>HOF Village</u>
Assets:					
Equity in pooled cash and cash equivalents	\$ 27,571	\$ 229,412	\$ 15,213	\$ -	\$ 321,201
Receivables:					
Property and other taxes	-	-	-	-	-
Income taxes	-	-	-	-	-
Accounts	-	-	-	-	98,933
Accrued interest	-	-	-	-	-
Due from other governments	171,742	-	-	-	197,096
Leases receivable	-	-	-	-	-
Materials and supplies inventory	-	-	-	-	-
Prepayments	-	388	-	-	-
Total assets	<u>\$ 199,313</u>	<u>\$ 229,800</u>	<u>\$ 15,213</u>	<u>\$ -</u>	<u>\$ 617,230</u>
Liabilities:					
Accounts payable	\$ -	\$ 18,700	\$ -	\$ -	\$ 59,036
Accrued wages and benefits payable	-	1,012	-	-	-
Due to other funds	188,463	-	-	5,735	-
Due to other governments	-	156	-	-	-
Deposits held and due to others	-	-	-	-	-
Payroll withholding payable	-	503	-	-	-
Total liabilities	<u>188,463</u>	<u>20,371</u>	<u>-</u>	<u>5,735</u>	<u>59,036</u>
Deferred inflows of resources:					
Property taxes levied for the next fiscal year	-	-	-	-	-
Delinquent property tax revenue not available	-	-	-	-	-
Leases	-	-	-	-	-
Income tax revenue not available	-	-	-	-	-
Intergovernmental revenue not available	-	-	-	-	-
Charges for services revenue not available	-	-	-	-	51,801
Miscellaneous revenue not available	-	-	-	-	168,549
Total deferred inflows of resources	<u>-</u>	<u>-</u>	<u>-</u>	<u>-</u>	<u>220,350</u>
Fund balances:					
Nonspendable	-	388	-	-	-
Restricted	10,850	209,041	15,213	-	337,844
Committed	-	-	-	-	-
Unassigned (deficit)	-	-	-	(5,735)	-
Total fund balances (deficit)	<u>10,850</u>	<u>209,429</u>	<u>15,213</u>	<u>(5,735)</u>	<u>337,844</u>
Total liabilities, deferred inflows of resources, and fund balances	<u>\$ 199,313</u>	<u>\$ 229,800</u>	<u>\$ 15,213</u>	<u>\$ -</u>	<u>\$ 617,230</u>

<u>Neighborhood Development</u>	<u>Pretrial Award</u>	<u>Building Escrow</u>	<u>Vacant / Foreclosure Depository</u>	<u>Other</u>	<u>ARPA Law Enforcement Violence Reduction</u>	<u>Downtown Canton TDD</u>	<u>ARPA 2022 Wellness & Recruit</u>
\$ 1,967,414	\$ 4,451	\$ 248,479	\$ 2,396,052	\$ 398,820	\$ 74,760	\$ -	\$ 120,353
-	-	-	-	-	-	-	-
157,571	-	-	-	-	-	-	-
-	-	-	-	58,598	-	-	-
-	-	-	-	1,532	-	-	-
-	-	-	-	95,523	-	105,123	-
-	-	-	-	585,471	-	-	-
-	-	-	-	-	-	-	-
-	-	-	-	3,818	-	-	-
<u>\$ 2,124,985</u>	<u>\$ 4,451</u>	<u>\$ 248,479</u>	<u>\$ 2,396,052</u>	<u>\$ 1,143,762</u>	<u>\$ 74,760</u>	<u>\$ 105,123</u>	<u>\$ 120,353</u>
\$ 751,550	\$ -	\$ -	\$ -	\$ 22,301	\$ -	\$ -	\$ -
-	-	-	-	15,894	-	-	-
-	-	-	-	18,000	74,760	-	29,922
-	-	-	-	36,912	-	-	13,469
-	-	248,479	-	-	-	-	-
-	-	-	-	7,391	-	-	-
<u>751,550</u>	<u>-</u>	<u>248,479</u>	<u>-</u>	<u>100,498</u>	<u>74,760</u>	<u>-</u>	<u>43,391</u>
-	-	-	-	-	-	-	-
-	-	-	-	-	-	-	-
34,576	-	-	-	570,060	-	-	-
-	-	-	-	-	-	-	-
-	-	-	-	-	-	-	-
-	-	-	-	34,579	-	77,418	-
<u>34,576</u>	<u>-</u>	<u>-</u>	<u>-</u>	<u>604,639</u>	<u>-</u>	<u>77,418</u>	<u>-</u>
-	-	-	-	3,818	-	-	-
1,338,859	4,451	-	2,396,052	1,005	-	27,705	76,962
-	-	-	-	433,802	-	-	-
-	-	-	-	-	-	-	-
<u>1,338,859</u>	<u>4,451</u>	<u>-</u>	<u>2,396,052</u>	<u>438,625</u>	<u>-</u>	<u>27,705</u>	<u>76,962</u>
<u>\$ 2,124,985</u>	<u>\$ 4,451</u>	<u>\$ 248,479</u>	<u>\$ 2,396,052</u>	<u>\$ 1,143,762</u>	<u>\$ 74,760</u>	<u>\$ 105,123</u>	<u>\$ 120,353</u>

(Continued)

CITY OF CANTON
 STARK COUNTY, OHIO
 COMBINING BALANCE SHEET
 NONMAJOR SPECIAL REVENUE FUNDS (CONTINUED)
 DECEMBER 31, 2023

	OneOhio Opioid Settlement	Centennial Plaza TDD	Total Nonmajor Special Revenue Funds
Assets:			
Equity in pooled cash and cash equivalents	\$ 186,118	\$ 2,700	\$ 15,834,579
Receivables:			
Property and other taxes	-	-	4,784,100
Income taxes	-	-	157,571
Accounts	7,173	58	168,485
Accrued interest	-	-	1,720
Due from other governments	-	8,835	2,759,059
Leases receivable	-	-	586,716
Materials and supplies inventory	-	-	52,109
Prepayments	-	-	65,842
Total assets	\$ 193,291	\$ 11,593	\$ 24,410,181
Liabilities:			
Accounts payable	\$ -	\$ -	\$ 2,071,544
Accrued wages and benefits payable	-	-	149,271
Due to other funds	-	32,868	547,235
Due to other governments	-	-	160,440
Deposits held and due to others	-	-	248,479
Payroll withholding payable	-	-	71,669
Total liabilities	-	32,868	3,248,638
Deferred inflows of resources:			
Property taxes levied for the next fiscal year	-	-	3,958,108
Delinquent property tax revenue not available	-	-	825,992
Leases	-	-	571,270
Income tax revenue not available	-	-	34,576
Intergovernmental revenue not available	-	-	1,348,966
Charges for services revenue not available	-	-	51,801
Miscellaneous revenue not available	-	8,835	290,800
Total deferred inflows of resources	-	8,835	7,081,513
Fund balances:			
Nonspendable	-	-	117,951
Restricted	193,291	-	10,480,942
Committed	-	-	3,592,299
Unassigned (deficit)	-	(30,110)	(111,162)
Total fund balances (deficit)	193,291	(30,110)	14,080,030
Total liabilities, deferred inflows of resources, and fund balances	\$ 193,291	\$ 11,593	\$ 24,410,181

THIS PAGE IS INTENTIONALLY LEFT BLANK

CITY OF CANTON
STARK COUNTY, OHIO
COMBINING STATEMENT OF REVENUES, EXPENDITURES AND CHANGES IN FUND BALANCES
NONMAJOR SPECIAL REVENUE FUNDS
FOR THE YEAR ENDED DECEMBER 31, 2023

	Street Construction, Maintenance, and Repair	State Highway	Municipal Road	Cornerstone Parking Deck	Mills Industrial Park TIF
Revenues:					
Property and other local taxes	\$ -	\$ -	\$ -	\$ -	\$ -
Municipal Income taxes	-	-	-	-	-
Charges for services	-	-	-	212,423	-
Fines and forfeitures	-	-	-	-	-
Intergovernmental	3,756,905	292,663	-	-	-
Interest and investment income	617	-	-	-	-
Rental income	-	-	-	3,314	-
Contributions and donations	-	-	-	-	-
Operating grants	-	-	-	-	-
Capital grants	-	-	646,460	-	-
Payment in lieu of taxes	-	-	-	-	164,412
Other local taxes	292,221	-	-	-	-
Other	6,102	1	-	1	-
Total revenues	4,055,845	292,664	646,460	215,738	164,412
Expenditures:					
Current:					
General government	-	-	-	-	-
Security of persons and property	1,633,687	4,707	-	234,819	-
Transportation	2,524,595	244,304	646,460	-	-
Leisure time activities	-	-	-	-	-
Capital outlay	-	-	-	-	-
Debt service:					
Principal retirement	6,300	-	-	-	-
Interest and fiscal charges	305	-	-	-	-
Total expenditures	4,164,887	249,011	646,460	234,819	-
Excess of revenues over (under) expenditures	(109,042)	43,653	-	(19,081)	164,412
Other financing sources:					
Transfers in	-	-	-	-	-
Total other financing sources	-	-	-	-	-
Net change in fund balance	(109,042)	43,653	-	(19,081)	164,412
Fund balances (deficit) at beginning of year	1,361,395	249,626	896,805	32,230	464,320
Fund balances (deficit) at end of year	\$ 1,252,353	\$ 293,279	\$ 896,805	\$ 13,149	\$ 628,732

<u>Gervasi 1700, LLC TIF</u>	<u>Urban TIF</u>	<u>Lesh Rd /30th St TIF</u>	<u>Crime Lab</u>	<u>Court Computer</u>	<u>Court</u>	<u>Law Department Dispute Resolution</u>	<u>SARTA Area Improvement</u>
\$ -	\$ -	\$ -	\$ -	\$ -	\$ -	\$ -	\$ -
-	-	-	-	-	-	-	-
-	-	-	24,051	-	486,225	-	-
-	-	-	-	234	165	-	-
-	-	-	-	-	-	-	-
-	-	-	-	-	-	-	-
-	-	-	-	-	-	-	-
-	-	-	-	-	-	-	-
49,968	168,881	-	-	-	-	-	-
-	-	-	-	-	-	-	-
-	-	-	-	4	37	-	-
<u>49,968</u>	<u>168,881</u>	<u>-</u>	<u>24,051</u>	<u>238</u>	<u>486,427</u>	<u>-</u>	<u>-</u>
-	168,881	-	-	713,137	431,401	-	-
-	-	-	-	-	-	-	-
-	-	-	-	-	-	-	-
-	-	-	-	-	-	-	-
13,767	-	-	-	-	-	-	-
-	-	-	-	-	-	-	-
<u>13,767</u>	<u>168,881</u>	<u>-</u>	<u>-</u>	<u>713,137</u>	<u>431,401</u>	<u>-</u>	<u>-</u>
<u>36,201</u>	<u>-</u>	<u>-</u>	<u>24,051</u>	<u>(712,899)</u>	<u>55,026</u>	<u>-</u>	<u>-</u>
-	-	-	-	-	-	-	-
-	-	-	-	-	-	-	-
36,201	-	-	24,051	(712,899)	55,026	-	-
80,225	-	72,386	176,029	938,413	1,097,055	1,054	642
<u>\$ 116,426</u>	<u>\$ -</u>	<u>\$ 72,386</u>	<u>\$ 200,080</u>	<u>\$ 225,514</u>	<u>\$ 1,152,081</u>	<u>\$ 1,054</u>	<u>\$ 642</u>

(Continued)

CITY OF CANTON
STARK COUNTY, OHIO
COMBINING STATEMENT OF REVENUES, EXPENDITURES AND CHANGES IN FUND BALANCES
NONMAJOR SPECIAL REVENUE FUNDS (CONTINUED)
FOR THE YEAR ENDED DECEMBER 31, 2023

	<u>Park Department</u>	<u>Youth Development</u>	<u>Federal Forfeiture</u>	<u>Probation Award</u>	<u>Enforcement and Education</u>
Revenues:					
Property and other local taxes	\$ 3,876,430	\$ -	\$ -	\$ -	\$ -
Municipal Income taxes	-	-	-	-	-
Charges for services	-	-	-	-	-
Fines and forfeitures	-	-	184,258	-	4,002
Intergovernmental	121,356	-	-	-	-
Interest and investment income	210	-	-	-	-
Rental income	171,661	-	-	-	-
Contributions and donations	9,730	-	-	-	-
Operating grants	-	-	-	-	-
Capital grants	-	-	-	-	-
Payment in lieu of taxes	-	-	-	-	-
Other local taxes	-	-	-	-	-
Other	103,234	-	-	-	-
Total revenues	<u>4,282,621</u>	<u>-</u>	<u>184,258</u>	<u>-</u>	<u>4,002</u>
Expenditures:					
Current:					
General government	-	-	-	19,022	-
Security of persons and property	-	-	2,177	-	-
Transportation	-	-	-	-	-
Leisure time activities	4,648,875	-	-	-	-
Capital outlay	-	-	-	-	-
Debt service:					
Principal retirement	-	-	-	-	-
Interest and fiscal charges	-	-	-	-	-
Total expenditures	<u>4,648,875</u>	<u>-</u>	<u>2,177</u>	<u>19,022</u>	<u>-</u>
Excess (deficiency) of revenues over (under) expenditures	<u>(366,254)</u>	<u>-</u>	<u>182,081</u>	<u>(19,022)</u>	<u>4,002</u>
Other financing sources:					
Transfers in	-	-	-	-	-
Total other financing sources	<u>-</u>	<u>-</u>	<u>-</u>	<u>-</u>	<u>-</u>
Net change in fund balance	(366,254)	-	182,081	(19,022)	4,002
Fund balances (deficit)					
at beginning of year	3,576,638	4,470	140,939	12,661	29,355
Fund balances (deficit) at end of year	<u>\$ 3,210,384</u>	<u>\$ 4,470</u>	<u>\$ 323,020</u>	<u>\$ (6,361)</u>	<u>\$ 33,357</u>

Indigent Driver Alcohol Treatment	Law Enforcement Trust	Municipal Probation Services	Misdemeanor Community Sanction Grant	Prisoner Housing	Local Law Enforcement Block Grant	Supplementary Police Forces	Police
\$ -	\$ -	\$ -	\$ -	\$ -	\$ -	\$ -	\$ -
-	-	-	-	-	-	-	-
-	-	165,125	-	-	-	-	-
49,363	15,220	-	-	15,057	-	-	-
-	-	-	-	-	-	-	-
-	-	-	-	-	-	-	-
-	-	-	-	-	-	-	-
-	-	-	42,651	-	120,207	-	679,251
-	-	-	-	-	-	-	-
-	-	-	-	-	-	-	-
-	-	5,733	-	-	-	-	-
<u>49,363</u>	<u>15,220</u>	<u>170,858</u>	<u>42,651</u>	<u>15,057</u>	<u>120,207</u>	<u>-</u>	<u>679,251</u>
152,244	-	220,141	87,025	-	-	-	-
-	7,696	-	-	-	120,207	-	646,327
-	-	-	-	-	-	-	-
-	-	-	-	-	8,014	-	-
-	-	-	-	-	-	-	-
-	-	-	-	-	-	-	-
<u>152,244</u>	<u>7,696</u>	<u>220,141</u>	<u>87,025</u>	<u>-</u>	<u>128,221</u>	<u>-</u>	<u>646,327</u>
<u>(102,881)</u>	<u>7,524</u>	<u>(49,283)</u>	<u>(44,374)</u>	<u>15,057</u>	<u>(8,014)</u>	<u>-</u>	<u>32,924</u>
-	-	-	-	-	-	-	12,690
-	-	-	-	-	-	-	12,690
<u>(102,881)</u>	<u>7,524</u>	<u>(49,283)</u>	<u>(44,374)</u>	<u>15,057</u>	<u>(8,014)</u>	<u>-</u>	<u>45,614</u>
143,005	64,809	424,061	121,352	138,801	(6,503)	108	(100,053)
<u>\$ 40,124</u>	<u>\$ 72,333</u>	<u>\$ 374,778</u>	<u>\$ 76,978</u>	<u>\$ 153,858</u>	<u>\$ (14,517)</u>	<u>\$ 108</u>	<u>\$ (54,439)</u>

(Continued)

CITY OF CANTON
STARK COUNTY, OHIO
COMBINING STATEMENT OF REVENUES, EXPENDITURES AND CHANGES IN FUND BALANCES
NONMAJOR SPECIAL REVENUE FUNDS (CONTINUED)
FOR THE YEAR ENDED DECEMBER 31, 2023

	<u>Fire</u>	<u>Vacant/ Foreclosed Registry</u>	<u>Canton Merchandising</u>	<u>Jobs Ohio</u>	<u>HOF Village</u>
Revenues:					
Property and other local taxes	\$ -	\$ -	\$ -	\$ -	\$ -
Municipal Income taxes	-	-	-	-	-
Charges for services	-	111,330	-	-	-
Fines and forfeitures	-	-	-	-	-
Intergovernmental	-	3,545	-	-	-
Interest and investment income	-	-	-	-	-
Rental income	-	-	-	-	-
Contributions and donations	-	-	-	-	-
Operating grants	171,742	-	-	-	-
Capital grants	-	-	-	-	-
Payment in lieu of taxes	-	-	-	-	1,328,003
Other local taxes	-	-	-	-	1,116,505
Other	-	-	-	-	1,132,278
Total revenues	<u>171,742</u>	<u>114,875</u>	<u>-</u>	<u>-</u>	<u>3,576,786</u>
Expenditures:					
Current:					
General government	-	35,571	-	-	4,644
Security of persons and property	33,107	149,359	-	-	-
Transportation	-	50,000	-	-	-
Leisure time activities	-	-	-	-	3,238,654
Capital outlay	-	-	-	-	-
Debt service:					
Principal retirement	-	-	-	-	-
Interest and fiscal charges	-	-	-	-	-
Total expenditures	<u>33,107</u>	<u>234,930</u>	<u>-</u>	<u>-</u>	<u>3,243,298</u>
Excess (deficiency) of revenues over (under) expenditures	<u>138,635</u>	<u>(120,055)</u>	<u>-</u>	<u>-</u>	<u>333,488</u>
Other financing sources:					
Transfers in	-	-	-	-	-
Total other financing sources	<u>-</u>	<u>-</u>	<u>-</u>	<u>-</u>	<u>-</u>
Net change in fund balance	138,635	(120,055)	-	-	333,488
Fund balances (deficit)					
at beginning of year	(127,785)	329,484	15,213	(5,735)	4,356
Fund balances (deficit) at end of year	<u>\$ 10,850</u>	<u>\$ 209,429</u>	<u>\$ 15,213</u>	<u>\$ (5,735)</u>	<u>\$ 337,844</u>

<u>Neighborhood Development</u>	<u>Pretrial Award</u>	<u>Vacant / Foreclosure Depository</u>	<u>Other</u>	<u>EMA ARPA 1ST Responder Retention</u>	<u>ARPA Law Enforcement Violence Reduction</u>	<u>Downtown Canton TDD</u>	<u>ARPA 2022 Wellness & Recruit</u>
\$ -	\$ -	\$ -	\$ -	\$ -	\$ -	\$ -	\$ -
1,437,859	-	860,000	-	-	-	-	-
-	-	-	-	-	-	-	-
-	-	-	-	-	-	-	-
-	-	-	17,337	-	-	-	-
-	-	-	76,226	-	-	-	-
-	-	-	25,000	-	-	-	-
-	-	-	435,997	560,000	72,000	-	5,630
-	-	-	-	-	-	-	-
-	-	-	-	-	-	216,442	-
-	-	-	152,757	-	-	-	71,332
<u>1,437,859</u>	<u>-</u>	<u>860,000</u>	<u>707,317</u>	<u>560,000</u>	<u>72,000</u>	<u>216,442</u>	<u>76,962</u>
1,451,528	-	-	644,209	-	-	550,417	-
-	-	765,703	13,233	560,000	72,000	-	-
24,150	-	-	50,606	-	-	-	-
-	-	-	-	-	-	-	-
-	-	-	-	-	-	-	-
-	-	-	-	-	-	-	-
<u>1,475,678</u>	<u>-</u>	<u>765,703</u>	<u>708,048</u>	<u>560,000</u>	<u>72,000</u>	<u>550,417</u>	<u>-</u>
<u>(37,819)</u>	<u>-</u>	<u>94,297</u>	<u>(731)</u>	<u>-</u>	<u>-</u>	<u>(333,975)</u>	<u>76,962</u>
-	-	-	-	-	-	-	-
-	-	-	-	-	-	-	-
<u>(37,819)</u>	<u>-</u>	<u>94,297</u>	<u>(731)</u>	<u>-</u>	<u>-</u>	<u>(333,975)</u>	<u>76,962</u>
1,376,678	4,451	2,301,755	439,356	-	-	361,680	-
<u>\$ 1,338,859</u>	<u>\$ 4,451</u>	<u>\$ 2,396,052</u>	<u>\$ 438,625</u>	<u>\$ -</u>	<u>\$ -</u>	<u>\$ 27,705</u>	<u>\$ 76,962</u>

CITY OF CANTON
STARK COUNTY, OHIO
COMBINING STATEMENT OF REVENUES, EXPENDITURES AND CHANGES IN FUND BALANCES
NONMAJOR SPECIAL REVENUE FUNDS
FOR THE YEAR ENDED DECEMBER 31, 2023

	OneOhio Opioid Settlement	Centennial Plaza TDD	Total Nonmajor Special Revenue Funds
Revenues:			
Property and other local taxes	\$ -	\$ -	\$ 3,876,430
Municipal Income taxes	-	-	1,437,859
Charges for services	-	-	1,859,154
Fines and forfeitures	102,501	-	370,800
Intergovernmental	-	-	4,174,469
Interest and investment income	-	-	18,164
Rental income	-	-	251,201
Contributions and donations	-	-	34,730
Operating grants	-	-	2,087,478
Capital grants	-	-	646,460
Payment in lieu of taxes	-	-	1,711,264
Other local taxes	-	16,632	1,641,800
Other	-	-	1,471,479
Total revenues	102,501	16,632	19,581,288
Expenditures:			
Current:			
General government	31,468	-	4,509,688
Security of persons and property	-	-	4,243,022
Transportation	-	-	3,540,115
Leisure time activities	-	-	7,887,529
Capital outlay	-	-	8,014
Debt service:			
Principal retirement	-	-	20,067
Interest and fiscal charges	-	-	305
Total expenditures	31,468	-	20,208,740
Excess (deficiency) of revenues over (under) expenditures	71,033	16,632	(627,452)
Other financing sources:			
Transfers in	-	-	12,690
Total other financing sources	-	-	12,690
Net change in fund balance	71,033	16,632	(614,762)
Fund balances (deficit) at beginning of year	122,258	(46,742)	14,694,792
Fund balances (deficit) at end of year	\$ 193,291	\$ (30,110)	\$ 14,080,030

CITY OF CANTON
STARK COUNTY, OHIO
SCHEDULE OF REVENUES, EXPENDITURES, AND CHANGES IN
FUND BALANCE - BUDGET AND ACTUAL (NON-GAAP BUDGETARY BASIS)
STREET CONSTRUCTION, MAINTENANCE, AND REPAIR FUND
FOR THE YEAR ENDED DECEMBER 31, 2023

	Final Budget	Actual	Variance with Final Budget Positive (Negative)
Revenues:			
Intergovernmental	\$ 3,860,000	\$ 3,745,059	\$ (114,941)
Interest and investment income	-	432	432
Other local taxes	138,000	292,221	154,221
Other	40,000	26,942	(13,058)
Total revenues	4,038,000	4,064,654	26,654
Expenditures:			
Current:			
Security of Persons and Property:			
<i>Traffic Divisions - Traffic Administration</i>			
Personal services	433,329	417,069	16,260
Materials and supplies	21,949	20,405	1,544
Contractual services	21,839	14,662	7,177
Capital outlay	17,000	11,561	5,439
Other	4,123	3,223	900
<i>Total Traffic Divisions - Traffic Administration</i>	<i>498,240</i>	<i>466,920</i>	<i>31,320</i>
<i>Traffic Divisions - Traffic Sign and Paint:</i>			
Personal services	379,030	359,909	19,121
Materials and supplies	101,366	96,073	5,293
Contractual services	63,650	60,386	3,264
Capital outlay	1,200	1,161	39
Other	2,409	2,410	(1)
<i>Total Traffic Divisions - Traffic Sign and Paint</i>	<i>547,655</i>	<i>519,939</i>	<i>27,716</i>
<i>Traffic Divisions - Traffic Signal:</i>			
Personal services	390,540	335,287	55,253
Materials and supplies	94,753	94,675	78
Contractual services	216,468	216,467	1
Capital outlay	178,116	166,600	11,516
<i>Total Traffic Divisions - Traffic Signal</i>	<i>879,877</i>	<i>813,029</i>	<i>66,848</i>
Total Security of Persons and Property	1,925,772	1,799,888	125,884
Transportation:			
<i>Engineering - Daily Operations:</i>			
Personal services	25,054	23,661	1,393
Materials and supplies	1,000	1,000	-
Contractual services	34,790	34,790	-
Other	210	180	30
<i>Total Engineering - Daily Operations</i>	<i>61,054</i>	<i>59,631</i>	<i>1,423</i>
<i>Engineering - Administration:</i>			
Materials and supplies	800,000	800,000	-
<i>Total Engineering - Administration</i>	<i>800,000</i>	<i>800,000</i>	<i>-</i>
<i>Street Maintenance:</i>			
Personal services	1,140,531	1,020,702	119,829
Materials and supplies	646,014	624,316	21,698
Contractual services	127,972	112,837	15,135
Capital outlay	7,700	5,325	2,375
Other	22,234	19,196	3,038
<i>Total Street Maintenance</i>	<i>1,944,451</i>	<i>1,782,376</i>	<i>162,075</i>
Total Transportation	2,805,505	2,642,007	163,498
Total expenditures	4,731,277	4,441,895	289,382
Net change in fund balance	(693,277)	(377,241)	316,036
Fund balance at beginning of year	597,510	597,510	-
Prior year encumbrances appropriated	200,571	200,571	-
Fund balance at end of year	\$ 104,804	\$ 420,840	\$ 316,036

CITY OF CANTON
STARK COUNTY, OHIO
SCHEDULE OF REVENUES, EXPENDITURES, AND CHANGES IN
FUND BALANCE - BUDGET AND ACTUAL (NON-GAAP BUDGETARY BASIS)
STATE HIGHWAY FUND
FOR THE YEAR ENDED DECEMBER 31, 2023

	Final Budget	Actual	Variance with Final Budget Positive (Negative)
Revenues:			
Intergovernmental	\$ 290,000	\$ 291,806	\$ 1,806
Other	-	1,601	1,601
Total revenues	290,000	293,407	3,407
Expenditures:			
Current:			
Security of Persons and Property:			
<i>Traffic Divisions - Traffic Signal:</i>			
Materials and supplies	10,000	-	10,000
Contractual services	10,000	-	10,000
Capital outlay	10,000	-	10,000
<i>Total Traffic Divisions - Traffic Signal</i>	<u>30,000</u>	<u>-</u>	<u>30,000</u>
Transportation:			
<i>Street Maintenance:</i>			
Personal services	166,623	151,297	15,326
Materials and supplies	25,333	14,983	10,350
Contractual services	114,000	93,950	20,050
Capital outlay	10,000	9,000	1,000
Other	10,000	-	10,000
<i>Total Street Maintenance</i>	<u>325,956</u>	<u>269,230</u>	<u>56,726</u>
Total expenditures	355,956	269,230	86,726
Net change in fund balance	(65,956)	24,177	90,133
Fund balance at beginning of year	204,117	204,117	-
Prior year encumbrances appropriated	8,813	8,813	-
Fund balance at end of year	<u>\$ 146,974</u>	<u>\$ 237,107</u>	<u>\$ 90,133</u>

CITY OF CANTON
STARK COUNTY, OHIO
 SCHEDULE OF REVENUES, EXPENDITURES, AND CHANGES IN
 FUND BALANCE - BUDGET AND ACTUAL (NON-GAAP BUDGETARY BASIS)
 MUNICIPAL ROAD FUND
 FOR THE YEAR ENDED DECEMBER 31, 2023

	Final Budget	Actual	Variance with Final Budget Positive (Negative)
Revenues:			
Capital grants	\$ 900,000	\$ 646,460	\$ (253,540)
Total revenues	<u>900,000</u>	<u>646,460</u>	<u>(253,540)</u>
Expenditures:			
Current:			
Transportation:			
<i>Engineering - Daily Operations:</i>			
Materials and supplies	175,000	-	175,000
Capital outlay	1,120,800	831,860	288,940
Other	5,000	-	5,000
<i>Total Engineering - Daily Operations</i>	<u>1,300,800</u>	<u>831,860</u>	<u>468,940</u>
Net change in fund balance	(400,800)	(185,400)	215,400
Fund balance at beginning of year	704,680	704,680	-
Prior year encumbrances appropriated	192,125	192,125	-
Fund balance at end of year	<u>\$ 496,005</u>	<u>\$ 711,405</u>	<u>\$ 215,400</u>

CITY OF CANTON
STARK COUNTY, OHIO
 SCHEDULE OF REVENUES, EXPENDITURES, AND CHANGES IN
 FUND BALANCE - BUDGET AND ACTUAL (NON-GAAP BUDGETARY BASIS)
 CORNERSTONE PARKING DECK FUND
 FOR THE YEAR ENDED DECEMBER 31, 2023

	Final Budget	Actual	Variance with Final Budget Positive (Negative)
Revenues:			
Charges for services	\$ 252,000	\$ 212,528	\$ (39,472)
Rental income	3,000	3,064	64
Other	-	1	1
Total revenues	255,000	215,593	(39,407)
Expenditures:			
Current:			
Security of Persons and Property:			
<i>Police Administration:</i>			
Personal services	21,300	21,300	-
<i>Traffic Division - Traffic Engineer/Parking Meter:</i>			
Personal services	19,000	14,579	4,421
Materials and supplies	259,656	200,328	59,328
Contractual services	1,500	-	1,500
Other	2,619	1,972	647
<i>Total Traffic Division - Traffic Engineer/Parking Meter</i>	<i>282,775</i>	<i>216,879</i>	<i>65,896</i>
Total expenditures	304,075	238,179	65,896
Net change in fund balance	(49,075)	(22,586)	26,489
Fund balance at beginning of year	40,144	40,144	-
Prior year encumbrances appropriated	39,063	39,063	-
Fund balance at end of year	\$ 30,132	\$ 56,621	\$ 26,489

CITY OF CANTON
STARK COUNTY, OHIO
 SCHEDULE OF REVENUES, EXPENDITURES, AND CHANGES IN
 FUND BALANCE - BUDGET AND ACTUAL (NON-GAAP BUDGETARY BASIS)
 MILLS INDUSTRIAL PARK TIF FUND
 FOR THE YEAR ENDED DECEMBER 31, 2023

	Final Budget	Actual	Variance with Final Budget Positive (Negative)
Revenues:			
Payment in lieu of taxes	\$ 69,000	\$ 164,412	\$ 95,412
Expenditures:			
Current:			
Transportation:			
<i>Engineering - Daily Operations:</i>			
Materials and supplies	500,000	-	500,000
Net change in fund balance	(431,000)	164,412	595,412
Fund balance at beginning of year	464,320	464,320	-
Fund balance at end of year	\$ 33,320	\$ 628,732	\$ 595,412

CITY OF CANTON
STARK COUNTY, OHIO
 SCHEDULE OF REVENUES, EXPENDITURES, AND CHANGES IN
 FUND BALANCE - BUDGET AND ACTUAL (NON-GAAP BUDGETARY BASIS)
 GERVASI 1700, LLC TIF FUND
 FOR THE YEAR ENDED DECEMBER 31, 2023

	Final Budget	Actual	Variance with Final Budget Positive (Negative)
Revenues:			
Payment in lieu of taxes	\$ 50,000	\$ 49,969	\$ (31)
Expenditures:			
Current:			
Transportation:			
<i>Engineering - Daily Operations:</i>			
Materials and supplies	70,000	-	70,000
Debt Service:			
Principal retirement	13,767	13,767	-
Total expenditures	<u>83,767</u>	<u>13,767</u>	<u>70,000</u>
Net change in fund balance	(33,767)	36,202	69,969
Fund balance at beginning of year	<u>80,224</u>	<u>80,224</u>	<u>-</u>
Fund balance at end of year	<u>\$ 46,457</u>	<u>\$ 116,426</u>	<u>\$ 69,969</u>

CITY OF CANTON
STARK COUNTY, OHIO
 SCHEDULE OF REVENUES, EXPENDITURES, AND CHANGES IN
 FUND BALANCE - BUDGET AND ACTUAL (NON-GAAP BUDGETARY BASIS)
 URBAN TIF FUND
 FOR THE YEAR ENDED DECEMBER 31, 2023

	<u>Final Budget</u>	<u>Actual</u>	<u>Variance with Final Budget Positive (Negative)</u>
Revenues:			
Payment in lieu of taxes	\$ 300,000	\$ 168,881	\$ (131,119)
Expenditures:			
Current:			
General Government			
<i>Historic Onesto TIF:</i>			
Other	75,000	69,950	5,050
<i>Broadview Development TIF:</i>			
Other	75,000	48,707	26,293
<i>Innovation District TIF:</i>			
Other	80,000	50,224	29,776
Total expenditures	<u>230,000</u>	<u>168,881</u>	<u>61,119</u>
Net change in fund balance	70,000	-	(70,000)
Fund balance at beginning of year	-	-	-
Fund balance at end of year	<u>\$ 70,000</u>	<u>\$ -</u>	<u>\$ (70,000)</u>

CITY OF CANTON
STARK COUNTY, OHIO
 SCHEDULE OF REVENUES, EXPENDITURES, AND CHANGES IN
 FUND BALANCE - BUDGET AND ACTUAL (NON-GAAP BUDGETARY BASIS)
 LESH RD /30TH ST TIF FUND
 FOR THE YEAR ENDED DECEMBER 31, 2023

	Final Budget	Actual	Variance with Final Budget Positive (Negative)
Revenues:			
Payment in lieu of taxes	\$ 8,000	\$ -	\$ (8,000)
Expenditures:			
Current:			
Transportation:			
<i>Engineering - Daily Operations:</i>			
Materials and supplies	72,387	-	72,387
Net change in fund balance	(64,387)	-	64,387
Fund balance at beginning of year	72,387	72,387	-
Fund balance at end of year	\$ 8,000	\$ 72,387	\$ 64,387

CITY OF CANTON
STARK COUNTY, OHIO
 SCHEDULE OF REVENUES, EXPENDITURES, AND CHANGES IN
 FUND BALANCE - BUDGET AND ACTUAL (NON-GAAP BUDGETARY BASIS)
 CRIME LAB FUND
 FOR THE YEAR ENDED DECEMBER 31, 2023

	Final Budget	Actual	Variance with Final Budget Positive (Negative)
Revenues:			
Charges for services	\$ 25,000	\$ 21,837	\$ (3,163)
Expenditures:			
Current:			
Security of Persons and Property:			
<i>Police Administration:</i>			
Capital outlay	78,000	-	78,000
Net change in fund balance	(53,000)	21,837	74,837
Fund balance at beginning of year	174,273	174,273	-
Fund balance at end of year	\$ 121,273	\$ 196,110	\$ 74,837

CITY OF CANTON
STARK COUNTY, OHIO
 SCHEDULE OF REVENUES, EXPENDITURES, AND CHANGES IN
 FUND BALANCE - BUDGET AND ACTUAL (NON-GAAP BUDGETARY BASIS)
 COURT COMPUTER FUND
 FOR THE YEAR ENDED DECEMBER 31, 2023

	Final Budget	Actual	Variance with Final Budget Positive (Negative)
Revenues:			
Charges for services	\$ 190,000	\$ 182,017	\$ (7,983)
Other	-	4	4
Total revenues	190,000	182,021	(7,979)
Expenditures:			
Current:			
General Government:			
<i>Courts/Clerk - Clerk of Courts Administration:</i>			
Personal services	1,000	-	1,000
Materials and supplies	43,611	31,853	11,758
Contractual services	153,494	146,388	7,106
Capital outlay	68,605	26,149	42,456
Other	1,000	-	1,000
<i>Total Courts/Clerk - Clerk of Courts Administration</i>	<i>267,710</i>	<i>204,390</i>	<i>63,320</i>
Net change in fund balance	(77,710)	(22,369)	55,341
Fund balance at beginning of year	222,971	222,971	-
Prior year encumbrances appropriated	10,000	10,000	-
Fund balance at end of year	\$ 155,261	\$ 210,602	\$ 55,341

CITY OF CANTON
STARK COUNTY, OHIO
 SCHEDULE OF REVENUES, EXPENDITURES, AND CHANGES IN
 FUND BALANCE - BUDGET AND ACTUAL (NON-GAAP BUDGETARY BASIS)
 COURT CAPITAL IMPROVEMENT SPECIAL PROJECT FUND
 FOR THE YEAR ENDED DECEMBER 31, 2023

	Final Budget	Actual	Variance with Final Budget Positive (Negative)
Revenues:			
Charges for services	\$ 420,000	\$ 421,329	\$ 1,329
Other	-	37	37
Total revenues	420,000	421,366	1,366
Expenditures:			
Current:			
General Government:			
<i>Courts/Judge - Judge Administration:</i>			
Personal services	267,025	189,052	77,973
Materials and supplies	41,754	41,099	655
Contractual services	143,745	143,066	679
Capital outlay	72,785	72,062	723
Other	32,065	29,441	2,624
<i>Total Courts/Judge - Judge Administration</i>	<u>557,374</u>	<u>474,720</u>	<u>82,654</u>
Net change in fund balance	(137,374)	(53,354)	84,020
Fund balance at beginning of year	598,066	598,066	-
Prior year encumbrances appropriated	114,387	114,387	-
Fund balance at end of year	<u>\$ 575,079</u>	<u>\$ 659,099</u>	<u>\$ 84,020</u>

CITY OF CANTON
STARK COUNTY, OHIO
 SCHEDULE OF REVENUES, EXPENDITURES, AND CHANGES IN
 FUND BALANCE - BUDGET AND ACTUAL (NON-GAAP BUDGETARY BASIS)
 LEGAL RESEARCH FUND
 FOR THE YEAR ENDED DECEMBER 31, 2023

	Final Budget	Actual	Variance with Final Budget Positive (Negative)
Revenues:			
Charges for services	\$ 15,000	\$ 15,442	\$ 442
Expenditures:			
Current:			
General Government:			
<i>Courts/Judge- Judge Administration:</i>			
Materials and supplies	7,295	7,266	29
Contractual services	32,000	32,000	-
Capital outlay	7,781	6,178	1,603
<i>Total Courts/Judge - Judge Administration</i>	<u>47,076</u>	<u>45,444</u>	<u>1,632</u>
Net change in fund balance	(32,076)	(30,002)	2,074
Fund balance at beginning of year	91,378	91,378	-
Prior year encumbrances appropriated	4,076	4,076	-
Fund balance at end of year	<u>\$ 63,378</u>	<u>\$ 65,452</u>	<u>\$ 2,074</u>

CITY OF CANTON
STARK COUNTY, OHIO
 SCHEDULE OF REVENUES, EXPENDITURES, AND CHANGES IN
 FUND BALANCE - BUDGET AND ACTUAL (NON-GAAP BUDGETARY BASIS)
 COURT GPS COST FUND
 FOR THE YEAR ENDED DECEMBER 31, 2023

	Final Budget	Actual	Variance with Final Budget Positive (Negative)
Revenues:			
Charges for services	\$ 2,700	\$ 1,122	\$ (1,578)
Expenditures:			
Current:			
General Government			
<i>Courts/Judge - Judge Administration:</i>			
Contractual services	3,750	-	3,750
Net change in fund balance	(1,050)	1,122	2,172
Fund balance at beginning of year	1,087	1,087	-
Prior year encumbrances appropriated	231	231	-
Fund balance at end of year	\$ 268	\$ 2,440	\$ 2,172

CITY OF CANTON
STARK COUNTY, OHIO
 SCHEDULE OF REVENUES, EXPENDITURES, AND CHANGES IN
 FUND BALANCE - BUDGET AND ACTUAL (NON-GAAP BUDGETARY BASIS)
 IGNITION INTERLOCK/ALCOHOL MONITORING FUND
 FOR THE YEAR ENDED DECEMBER 31, 2023

	Final Budget	Actual	Variance with Final Budget Positive (Negative)
Revenues:			
Charges for services	\$ 60,000	\$ 43,549	\$ (16,451)
Expenditures:			
Current:			
General Government:			
<i>Courts/Judge- Judge Administration:</i>			
Contractual services	165,085	50,085	115,000
Excess of expenditures over revenue	(105,085)	(6,536)	98,549
Net change in fund balance	(105,085)	(6,536)	98,549
Fund balance at beginning of year	228,870	228,870	-
Prior year encumbrances appropriated	63,356	63,356	-
Fund balance at end of year	\$ 187,141	\$ 285,690	\$ 98,549

CITY OF CANTON
STARK COUNTY, OHIO
 SCHEDULE OF REVENUES, EXPENDITURES, AND CHANGES IN
 FUND BALANCE - BUDGET AND ACTUAL (NON-GAAP BUDGETARY BASIS)
 LAW DEPARTMENT DISPUTE RESOLUTION FUND
 FOR THE YEAR ENDED DECEMBER 31, 2023

	Final Budget	Actual	Variance with Final Budget Positive (Negative)
Revenues:			
Other	\$ -	\$ -	\$ -
Expenditures:			
Current:			
General Government:			
<i>Law Director - Administration:</i>			
Contractual services	1,000	-	1,000
Net change in fund balance	(1,000)	-	1,000
Fund balance at beginning of year	1,054	1,054	-
Fund balance at end of year	\$ 54	\$ 1,054	\$ 1,000

CITY OF CANTON
STARK COUNTY, OHIO
 SCHEDULE OF REVENUES, EXPENDITURES, AND CHANGES IN
 FUND BALANCE - BUDGET AND ACTUAL (NON-GAAP BUDGETARY BASIS)
 SARTA AREA IMPROVEMENT FUND
 FOR THE YEAR ENDED DECEMBER 31, 2023

	Final Budget	Actual	Variance with Final Budget Positive (Negative)
Expenditures:			
Current:			
Transportation:			
<i>Engineering - Daily Operations:</i>			
Contractual services	\$ 642	\$ -	\$ 642
Net change in fund balance	(642)	-	642
Fund balance at beginning of year	642	642	-
Fund balance at end of year	\$ -	\$ 642	\$ 642

CITY OF CANTON
STARK COUNTY, OHIO
 SCHEDULE OF REVENUES, EXPENDITURES, AND CHANGES IN
 FUND BALANCE - BUDGET AND ACTUAL (NON-GAAP BUDGETARY BASIS)
 PARK DEPARTMENT FUND
 FOR THE YEAR ENDED DECEMBER 31, 2023

	Final Budget	Actual	Variance with Final Budget Positive (Negative)
Revenues:			
Property taxes	\$ 4,200,000	\$ 3,876,430	\$ (323,570)
Intergovernmental	68,000	121,356	53,356
Rental income	135,000	171,718	36,718
Contributions and donations	-	9,730	9,730
Other	114,000	119,807	5,807
Total revenues	4,517,000	4,299,041	(217,959)
Expenditures:			
Current:			
Leisure Time Activities:			
<i>Park Division - Special Parks Funds:</i>			
Personal services	2,769,195	2,451,692	317,503
Materials and supplies	768,254	499,970	268,284
Contractual services	1,283,371	1,028,370	255,001
Capital outlay	2,565,760	1,450,594	1,115,166
Other	166,799	125,177	41,622
<i>Total Park Division - Special Parks Funds</i>	<i>7,553,379</i>	<i>5,555,803</i>	<i>1,997,576</i>
<i>Law director - law administration:</i>			
Personal services	23,502	20,144	3,358
Total expenditures	7,576,881	5,575,947	1,997,576
Excess of expenditures over revenues	(3,059,881)	(1,276,906)	1,779,617
Other financing sources:			
Sale of capital assets	4,000	3,652	(348)
Net change in fund balance	(3,055,881)	(1,273,254)	1,779,269
Fund balance at beginning of year	2,679,673	2,679,673	-
Prior year encumbrances appropriated	1,057,929	1,057,929	-
Fund balance at end of year	\$ 681,721	\$ 2,464,348	\$ 1,779,269

CITY OF CANTON
STARK COUNTY, OHIO
 SCHEDULE OF REVENUES, EXPENDITURES, AND CHANGES IN
 FUND BALANCE - BUDGET AND ACTUAL (NON-GAAP BUDGETARY BASIS)
 YOUTH DEVELOPMENT FUND
 FOR THE YEAR ENDED DECEMBER 31, 2023

	Final Budget	Actual	Variance with Final Budget Positive (Negative)
Fund balance at beginning of year	\$ 4,470	\$ 4,470	\$ -
Fund balance at end of year	\$ 4,470	\$ 4,470	\$ -

CITY OF CANTON
STARK COUNTY, OHIO
 SCHEDULE OF REVENUES, EXPENDITURES, AND CHANGES IN
 FUND BALANCE - BUDGET AND ACTUAL (NON-GAAP BUDGETARY BASIS)
 FEDERAL FORFEITURE FUND
 FOR THE YEAR ENDED DECEMBER 31, 2023

	Final Budget	Actual	Variance with Final Budget Positive (Negative)
Revenues:			
Fines and forfeitures	\$ 50,000	\$ 184,258	\$ 134,258
Total revenues	50,000	184,258	134,258
Expenditures:			
Current:			
Security of Persons and Property:			
<i>Police Administration:</i>			
Personal services	20,500	181	20,319
Materials and supplies	29,250	21,293	7,957
Contractual services	5,000	-	5,000
Capital outlay	22,500	-	22,500
Other	5,000	-	5,000
<i>Total Police Administration</i>	82,250	21,474	60,776
Net change in fund balance	(32,250)	162,784	195,034
Fund balance at beginning of year	140,699	140,699	-
Fund balance at end of year	\$ 108,449	\$ 303,483	\$ 195,034

CITY OF CANTON
STARK COUNTY, OHIO
 SCHEDULE OF REVENUES, EXPENDITURES, AND CHANGES IN
 FUND BALANCE - BUDGET AND ACTUAL (NON-GAAP BUDGETARY BASIS)
 PROBATION AWARD FUND
 FOR THE YEAR ENDED DECEMBER 31, 2023

	Final Budget	Actual	Variance with Final Budget Positive (Negative)
Expenditures:			
Current:			
General Government:			
<i>Courts/Judge- Judge Administration:</i>			
Contractual services	\$ 12,995	\$ -	\$ 12,995
Net change in fund balance	(12,995)	-	12,995
Fund balance at beginning of year	12,995	12,995	-
Fund balance at end of year	\$ -	\$ 12,995	\$ 12,995

CITY OF CANTON
STARK COUNTY, OHIO
 SCHEDULE OF REVENUES, EXPENDITURES, AND CHANGES IN
 FUND BALANCE - BUDGET AND ACTUAL (NON-GAAP BUDGETARY BASIS)
 ENFORCEMENT AND EDUCATION FUND
 FOR THE YEAR ENDED DECEMBER 31, 2023

	Final Budget	Actual	Variance with Final Budget Positive (Negative)
Revenues:			
Fines and forfeitures	\$ 4,000	\$ 4,068	\$ 68
Expenditures:			
Current:			
Security of Persons and Property:			
<i>Police Administration:</i>			
Other	17,000	-	17,000
Net change in fund balance	(13,000)	4,068	17,068
Fund balance at beginning of year	28,962	28,962	-
Fund balance at end of year	\$ 15,962	\$ 33,030	\$ 17,068

CITY OF CANTON
STARK COUNTY, OHIO
SCHEDULE OF REVENUES, EXPENDITURES, AND CHANGES IN
FUND BALANCE - BUDGET AND ACTUAL (NON-GAAP BUDGETARY BASIS)
INDIGENT DRIVER ALCOHOL TREATMENT FUND
FOR THE YEAR ENDED DECEMBER 31, 2023

	Final Budget	Actual	Variance with Final Budget Positive (Negative)
Revenues:			
Fines and forfeitures	\$ 120,000	\$ 44,287	\$ (75,713)
Expenditures:			
Current:			
General Government:			
<i>Courts/Judge - Judge Administration:</i>			
Personal services	115,695	80,877	34,818
Contractual services	91,000	90,500	500
<i>Total Courts/Judge- judge administration:</i>	206,695	171,377	35,318
Excess of expenditures over revenues	(86,695)	(127,090)	(40,395)
Net change in fund balance	(86,695)	(127,090)	(40,395)
Fund balance at beginning of year	144,371	144,371	-
Fund balance at end of year	\$ 57,676	\$ 17,281	\$ (40,395)

CITY OF CANTON
STARK COUNTY, OHIO
 SCHEDULE OF REVENUES, EXPENDITURES, AND CHANGES IN
 FUND BALANCE - BUDGET AND ACTUAL (NON-GAAP BUDGETARY BASIS)
 LAW ENFORCEMENT TRUST FUND
 FOR THE YEAR ENDED DECEMBER 31, 2023

	Final Budget	Actual	Variance with Final Budget Positive (Negative)
Revenues:			
Fines and forfeitures	\$ 40,000	\$ 17,105	\$ (22,895)
Expenditures:			
Current:			
Security of Persons and Property:			
<i>Police Administration:</i>			
Materials and supplies	16,095	-	16,095
Contractual services	15,500	3,826	11,674
Capital outlay	6,655	6,655	-
Other	5,000	-	5,000
<i>Total Police Administration</i>	43,250	10,481	32,769
Net change in fund balance	(3,250)	6,624	9,874
Fund balance at beginning of year	56,007	56,007	-
Prior year encumbrances appropriated	6,712	6,712	-
Fund balance at end of year	\$ 59,469	\$ 69,343	\$ 9,874

CITY OF CANTON
STARK COUNTY, OHIO
SCHEDULE OF REVENUES, EXPENDITURES, AND CHANGES IN
FUND BALANCE - BUDGET AND ACTUAL (NON-GAAP BUDGETARY BASIS)
MUNICIPAL PROBATION SERVICES FUND
FOR THE YEAR ENDED DECEMBER 31, 2023

	Final Budget	Actual	Variance with Final Budget Positive (Negative)
Revenues:			
Charges for services	\$ 200,000	\$ 163,642	\$ (36,358)
Other	-	5,733	5,733
Total revenues	<u>200,000</u>	<u>169,375</u>	<u>(30,625)</u>
Expenditures:			
Current:			
General Government:			
<i>Courts/Judge - Judge Administration:</i>			
Personal services	199,255	110,900	88,355
Materials and supplies	41,379	40,384	995
Contractual services	77,105	64,496	12,609
Capital outlay	13,500	11,642	1,858
Other	13,665	12,648	1,017
<i>Total Courts/Judge - Judge Administration</i>	<u>344,904</u>	<u>240,070</u>	<u>104,834</u>
Net change in fund balance	(144,904)	(70,695)	74,209
Fund balance at beginning of year	401,476	401,476	-
Prior year encumbrances appropriated	20,549	20,549	-
Fund balance at end of year	<u>\$ 277,121</u>	<u>\$ 351,330</u>	<u>\$ 74,209</u>

CITY OF CANTON
STARK COUNTY, OHIO
 SCHEDULE OF REVENUES, EXPENDITURES, AND CHANGES IN
 FUND BALANCE - BUDGET AND ACTUAL (NON-GAAP BUDGETARY BASIS)
 MISDEMEANOR COMMUNITY SANCTION GRANT FUND
 FOR THE YEAR ENDED DECEMBER 31, 2023

	Final Budget	Actual	Variance with Final Budget Positive (Negative)
Revenues:			
Operating grants	\$ 170,000	\$ 85,302	\$ (84,698)
 Expenditures:			
Current:			
General Government:			
<i>Courts/Judge - Judge Administration:</i>			
Personal services	186,875	92,688	94,187
Materials and supplies	4,700	-	4,700
<i>Total Courts/Judge- Judge Administration</i>	191,575	92,688	98,887
Net change in fund balance	(21,575)	(7,386)	14,189
 Fund balance at beginning of year	82,349	82,349	-
Fund balance at end of year	\$ 60,774	\$ 74,963	\$ 14,189

CITY OF CANTON
STARK COUNTY, OHIO
 SCHEDULE OF REVENUES, EXPENDITURES, AND CHANGES IN
 FUND BALANCE - BUDGET AND ACTUAL (NON-GAAP BUDGETARY BASIS)
 PRISONER HOUSING FUND
 FOR THE YEAR ENDED DECEMBER 31, 2023

	Final Budget	Actual	Variance with Final Budget Positive (Negative)
Revenues:			
Fines and forfeitures	\$ 13,000	\$ 15,421	\$ 2,421
Expenditures:			
Current:			
General Government:			
<i>Courts/Judge - Judge Administration:</i>			
Contractual services	82,000	2,000	80,000
Net change in fund balance	(69,000)	13,421	82,421
Fund balance at beginning of year	127,253	127,253	-
Prior year encumbrances appropriated	12,000	12,000	-
Fund balance at end of year	\$ 70,253	\$ 152,674	\$ 82,421

CITY OF CANTON
STARK COUNTY, OHIO
 SCHEDULE OF REVENUES, EXPENDITURES, AND CHANGES IN
 FUND BALANCE - BUDGET AND ACTUAL (NON-GAAP BUDGETARY BASIS)
 LOCAL LAW ENFORCEMENT BLOCK GRANT FUND
 FOR THE YEAR ENDED DECEMBER 31, 2023

	Final Budget	Actual	Variance with Final Budget Positive (Negative)
Revenues:			
Operating grants	\$ 120,207	\$ 120,207	\$ -
Expenditures:			
Current:			
Security of Persons and Property:			
<i>Police Administration:</i>			
Materials and supplies	110	110	-
Capital outlay	68,008	68,008	-
Other	60,103	60,103	-
<i>Total Police Administration</i>	128,221	128,221	-
Total expenditures	128,221	128,221	-
Net change in fund balance	(8,014)	(8,014)	-
Fund balance at beginning of year	8,014	8,014	-
Fund balance at end of year	\$ -	\$ -	\$ -

CITY OF CANTON
STARK COUNTY, OHIO
 SCHEDULE OF REVENUES, EXPENDITURES, AND CHANGES IN
 FUND BALANCE - BUDGET AND ACTUAL (NON-GAAP BUDGETARY BASIS)
 SUPPLEMENTARY POLICE FORCES FUND
 FOR THE YEAR ENDED DECEMBER 31, 2023

	Final Budget	Actual	Variance with Final Budget Positive (Negative)
Expenditures:			
Current:			
Security of Persons and Property:			
<i>Police Administration:</i>			
Materials and supplies	\$ 108	\$ -	\$ 108
Net change in fund balance	(108)	-	108
Fund balance at beginning of year	108	108	-
Fund balance at end of year	\$ -	\$ 108	\$ 108

CITY OF CANTON
STARK COUNTY, OHIO
 SCHEDULE OF REVENUES, EXPENDITURES, AND CHANGES IN
 FUND BALANCE - BUDGET AND ACTUAL (NON-GAAP BUDGETARY BASIS)
 D. A. R. E. PROGRAM FUND
 FOR THE YEAR ENDED DECEMBER 31, 2023

	Final Budget	Actual	Variance with Final Budget Positive (Negative)
Expenditures:			
Current:			
Security of Persons and Property:			
<i>Police Administration:</i>			
Materials and supplies	\$ 151	\$ -	\$ 151
Net change in fund balance	(151)	-	151
Fund balance at beginning of year	151	151	-
Fund balance at end of year	\$ -	\$ 151	\$ 151

CITY OF CANTON
STARK COUNTY, OHIO
 SCHEDULE OF REVENUES, EXPENDITURES, AND CHANGES IN
 FUND BALANCE - BUDGET AND ACTUAL (NON-GAAP BUDGETARY BASIS)
 PROB IMPROV AND INCENT GRANT FUND
 FOR THE YEAR ENDED DECEMBER 31, 2023

	Final Budget	Actual	Variance with Final Budget Positive (Negative)
Expenditures:			
Current:			
General Government:			
<i>Courts/Judge - Judge Administration:</i>			
Contractual services	\$ 969	\$ -	\$ 969
Net change in fund balance	(969)	-	969
Fund balance at beginning of year	969	969	-
Fund balance at end of year	\$ -	\$ 969	\$ 969

CITY OF CANTON
STARK COUNTY, OHIO
 SCHEDULE OF REVENUES, EXPENDITURES, AND CHANGES IN
 FUND BALANCE - BUDGET AND ACTUAL (NON-GAAP BUDGETARY BASIS)
 SAFE NEIGHBORHOOD HEROES GRANT FUND
 FOR THE YEAR ENDED DECEMBER 31, 2023

	Final Budget	Actual	Variance with Final Budget Positive (Negative)
Revenues:			
Operating grants	\$ 131,182	\$ 131,182	\$ -
Excess of revenues over expenditures	131,182	131,182	-
Other financing sources (uses):			
Advances out	(131,182)	(131,182)	-
Total other financing sources (uses)	(131,182)	(131,182)	-
Net change in fund balance	-	-	-
Fund balance at beginning of year	-	-	-
Fund balance at end of year	\$ -	\$ -	\$ -

CITY OF CANTON
STARK COUNTY, OHIO
 SCHEDULE OF REVENUES, EXPENDITURES, AND CHANGES IN
 FUND BALANCE - BUDGET AND ACTUAL (NON-GAAP BUDGETARY BASIS)
 POLICE GRANTS AND DONATIONS FUND
 FOR THE YEAR ENDED DECEMBER 31, 2023

	Final Budget	Actual	Variance with Final Budget Positive (Negative)
Expenditures:			
Current:			
Security of Persons and Property:			
<i>Police Administration:</i>			
Materials and supplies	\$ 8,638	\$ 8,620	\$ 18
Contractual services	500	-	500
<i>Total Police Administration</i>	9,138	8,620	518
Net change in fund balance	(9,138)	(8,620)	518
Fund balance at beginning of year	9,138	9,138	-
Fund balance at end of year	\$ -	\$ 518	\$ 518

CITY OF CANTON
STARK COUNTY, OHIO
 SCHEDULE OF REVENUES, EXPENDITURES, AND CHANGES IN
 FUND BALANCE - BUDGET AND ACTUAL (NON-GAAP BUDGETARY BASIS)
 BYRNE MEMORIAL RECOVERY ACT FUND
 FOR THE YEAR ENDED DECEMBER 31, 2023

	<u>Final Budget</u>	<u>Actual</u>	<u>Variance with Final Budget Positive (Negative)</u>
Other financing sources (uses):			
Advances out	\$ (4,030)	\$ (4,030)	\$ -
Net change in fund balance	(4,030)	(4,030)	-
Fund balance at beginning of year	<u>4,030</u>	<u>4,030</u>	<u>-</u>
Fund balance at end of year	<u>\$ -</u>	<u>\$ -</u>	<u>\$ -</u>

CITY OF CANTON
STARK COUNTY, OHIO
 SCHEDULE OF REVENUES, EXPENDITURES, AND CHANGES IN
 FUND BALANCE - BUDGET AND ACTUAL (NON-GAAP BUDGETARY BASIS)
 USE OF FORCE SOFTWARE UPGRADE GRANT FUND
 FOR THE YEAR ENDED DECEMBER 31, 2023

	Final Budget	Actual	Variance with Final Budget Positive (Negative)
Revenues:			
Operating grants	\$ 55,490	\$ 55,490	\$ -
Expenditures:			
Current:			
Security of Persons and Property:			
<i>Police Administration:</i>			
Materials and supplies	5,540	5,540	-
Contractual services	3,400	3,400	-
Capital outlay	46,550	46,550	-
Total Expenditures	55,490	55,490	-
Net change in fund balance	-	-	-
Fund balance at beginning of year	-	-	-
Fund balance at end of year	\$ -	\$ -	\$ -

CITY OF CANTON
STARK COUNTY, OHIO
 SCHEDULE OF REVENUES, EXPENDITURES, AND CHANGES IN
 FUND BALANCE - BUDGET AND ACTUAL (NON-GAAP BUDGETARY BASIS)
 FY17 BULLET PROOF VEST PARTNERS FUND
 FOR THE YEAR ENDED DECEMBER 31, 2023

	Final Budget	Actual	Variance with Final Budget Positive (Negative)
Revenues:			
Operating grants	\$ 12,690	\$ -	\$ (12,690)
Expenditures:			
Current:			
Security of Persons and Property:			
<i>Police Administration:</i>			
Materials and supplies	25,380	-	25,380
Excess of expenditures over revenues	(12,690)	-	12,690
Other financing sources (uses):			
Transfers in	12,690	12,690	-
Advances in	12,690	12,690	-
Advances out	(12,690)	-	(12,690)
Total other financing sources (uses)	12,690	25,380	(12,690)
Net change in fund balance	-	25,380	-
Fund balance at beginning of year	-	-	-
Fund balance at end of year	\$ -	\$ 25,380	\$ -

CITY OF CANTON
STARK COUNTY, OHIO
SCHEDULE OF REVENUES, EXPENDITURES, AND CHANGES IN
FUND BALANCE - BUDGET AND ACTUAL (NON-GAAP BUDGETARY BASIS)
POLICE EMS TRAINING AND EQUIPMENT GRANT FUND
FOR THE YEAR ENDED DECEMBER 31, 2023

	Final Budget	Actual	Variance with Final Budget Positive (Negative)
Revenues:			
Operating grants	\$ 26,051	\$ 26,050	\$ (1)
Expenditures:			
Current:			
Security of persons and property:			
<i>Police Administration:</i>			
Capital outlay	26,051	26,051	-
Excess of expenditures over revenues	-	(1)	(1)
Other financing sources (uses):			
Transfers out	(1,500)	(1,500)	-
Advances in	26,051	26,051	-
Advances out	(26,051)	-	(26,051)
Total other financing sources (uses)	(1,500)	24,551	(26,051)
Net change in fund balance	(1,500)	24,550	(26,052)
Fund balance at beginning of year	<u>\$ 1,500</u>	<u>\$ 1,500</u>	<u>\$ -</u>
Fund balance at end of year	<u><u>\$ 1,500</u></u>	<u><u>\$ 26,050</u></u>	<u><u>\$ (1)</u></u>

CITY OF CANTON
STARK COUNTY, OHIO
 SCHEDULE OF REVENUES, EXPENDITURES, AND CHANGES IN
 FUND BALANCE - BUDGET AND ACTUAL (NON-GAAP BUDGETARY BASIS)
 2020 COPS HIRING GRANT FUND
 FOR THE YEAR ENDED DECEMBER 31, 2023

	Final Budget	Actual	Variance with Final Budget Positive (Negative)
Revenues:			
Operating grants	\$ 250,000	\$ 204,367	\$ (45,633)
Expenditures:			
Current:			
Security of persons and property:			
<i>Police Administration:</i>			
Other	245,000	225,991	19,009
Net change in fund balance	5,000	(21,624)	(26,624)
Fund balance at beginning of year	21,624	21,624	-
Fund balance at end of year	\$ 26,624	\$ -	\$ (26,624)

CITY OF CANTON
STARK COUNTY, OHIO
 SCHEDULE OF REVENUES, EXPENDITURES, AND CHANGES IN
 FUND BALANCE - BUDGET AND ACTUAL (NON-GAAP BUDGETARY BASIS)
 2021 BULLETPROOF VEST PARTNERSHIP FUND
 FOR THE YEAR ENDED DECEMBER 31, 2023

	Final Budget	Actual	Variance with Final Budget Positive (Negative)
Expenditures:			
Current:			
Security of persons and property:			
<i>Police Administration:</i>			
Materials and supplies	\$ 30,138	\$ -	\$ 30,138
Net change in fund balance	(30,138)	-	30,138
Fund balance at beginning of year	32,508	32,508	-
Fund balance at end of year	\$ 2,370	\$ 32,508	\$ 30,138

CITY OF CANTON
STARK COUNTY, OHIO
 SCHEDULE OF REVENUES, EXPENDITURES, AND CHANGES IN
 FUND BALANCE - BUDGET AND ACTUAL (NON-GAAP BUDGETARY BASIS)
 2014 BYRNE GRANT FUND
 FOR THE YEAR ENDED DECEMBER 31, 2023

	Final Budget	Actual	Variance with Final Budget Positive (Negative)
Revenues:			
Operating grants	\$ 1,250,000	\$ 2,364	\$ (1,247,636)
Expenditures:			
Current:			
Security of Persons and Property:			
<i>Police Administration:</i>			
Other	425,000	2,364	422,636
Net change in fund balance	825,000	-	(825,000)
Fund balance at beginning of year	-	-	-
Fund balance at end of year	\$ 825,000	\$ -	\$ (825,000)

CITY OF CANTON
STARK COUNTY, OHIO
 SCHEDULE OF REVENUES, EXPENDITURES, AND CHANGES IN
 FUND BALANCE - BUDGET AND ACTUAL (NON-GAAP BUDGETARY BASIS)
 2021 COPS HIRING GRANT FUND
 FOR THE YEAR ENDED DECEMBER 31, 2023

	Final Budget	Actual	Variance with Final Budget Positive (Negative)
Revenues:			
Operating grants	\$ 297,194	\$ 297,194	\$ -
Expenditures:			
Current:			
Security of Persons and Property:			
<i>Police Administration:</i>			
Other	332,029	332,029	-
Net change in fund balance	(34,835)	(34,835)	-
Fund balance at beginning of year	34,835	34,835	-
Fund balance at end of year	\$ -	\$ -	\$ -

CITY OF CANTON
STARK COUNTY, OHIO
 SCHEDULE OF REVENUES, EXPENDITURES, AND CHANGES IN
 FUND BALANCE - BUDGET AND ACTUAL (NON-GAAP BUDGETARY BASIS)
 FIRE GRANTS AND DONATIONS FUND
 FOR THE YEAR ENDED DECEMBER 31, 2023

	Final Budget	Actual	Variance with Final Budget Positive (Negative)
Expenditures:			
Current:			
Security of persons and property:			
<i>Fire Administration:</i>			
Materials and supplies	\$ 2,961	\$ -	\$ 2,961
Net change in fund balance	(2,961)	-	2,961
Fund balance at beginning of year	2,961	2,961	-
Fund balance at end of year	\$ -	\$ 2,961	\$ 2,961

CITY OF CANTON
STARK COUNTY, OHIO
 SCHEDULE OF REVENUES, EXPENDITURES, AND CHANGES IN
 FUND BALANCE - BUDGET AND ACTUAL (NON-GAAP BUDGETARY BASIS)
 2021 DEPARTMENT HS ASST TO FIREFIGHTER FUND
 FOR THE YEAR ENDED DECEMBER 31, 2023

	Final Budget	Actual	Variance with Final Budget Positive (Negative)
Expenditures:			
Current:			
Security of Persons and Property:			
<i>Fire Administration:</i>			
Materials and supplies	\$ 155,620	\$ 155,619	\$ 1
Capital outlay	33,107	33,107	-
Other	14,381	-	14,381
<i>Total Fire Administration</i>	203,108	188,726	14,382
Net change in fund balance	(203,108)	(188,726)	14,382
Fund balance at beginning of year	14,380	14,380	-
Prior year encumbrances appropriated	192,929	192,929	-
Fund balance at end of year	\$ 4,201	\$ 18,583	\$ 14,382

CITY OF CANTON
STARK COUNTY, OHIO
 SCHEDULE OF REVENUES, EXPENDITURES, AND CHANGES IN
 FUND BALANCE - BUDGET AND ACTUAL (NON-GAAP BUDGETARY BASIS)
 EMS TRAINING AND EQUIPMENT GRANT FUND
 FOR THE YEAR ENDED DECEMBER 31, 2023

	Final Budget	Actual	Variance with Final Budget Positive (Negative)
Expenditures:			
Current:			
General operating:			
Security of Persons and Property:			
<i>Fire Administration:</i>			
Materials and supplies	\$ 6,027	\$ -	\$ 6,027
Net change in fund balance	(6,027)	-	6,027
Fund balance at beginning of year	6,027	6,027	-
Fund balance at end of year	\$ -	\$ 6,027	\$ 6,027

CITY OF CANTON
STARK COUNTY, OHIO
SCHEDULE OF REVENUES, EXPENDITURES, AND CHANGES IN
FUND BALANCE - BUDGET AND ACTUAL (NON-GAAP BUDGETARY BASIS)
VACANT/FORECLOSED REGISTRY FUND
FOR THE YEAR ENDED DECEMBER 31, 2023

	Final Budget	Actual	Variance with Final Budget Positive (Negative)
Revenues:			
Charges for services	\$ 95,000	\$ 111,330	\$ 16,330
Intergovernmental	-	3,545	3,545
Other	-	64,071	64,071
Total revenues	<u>95,000</u>	<u>178,946</u>	<u>83,946</u>
Expenditures:			
Current:			
General Government:			
<i>Courts/Judge - Judge Administration:</i>			
Personal services	41,560	35,468	6,092
Security of Persons and Property:			
<i>Safety Director - Code Enforcement Administration:</i>			
Materials and supplies	42,178	29,902	12,276
Contractual services	145,500	143,226	2,274
Capital outlay	1,500	-	1,500
Other	3,900	-	3,900
<i>Total Safety Director - Code Enforcement Administration</i>	<u>193,078</u>	<u>173,128</u>	<u>19,950</u>
<i>Street - Maintenance:</i>			
Contractual services	52,500	50,000	2,500
Total expenditures	<u>287,138</u>	<u>258,596</u>	<u>28,542</u>
Net change in fund balance	(192,138)	(79,650)	112,488
Fund balance at beginning of year	244,704	244,704	-
Prior year encumbrances appropriated	26,949	26,949	-
Fund balance at end of year	<u>\$ 79,515</u>	<u>\$ 192,003</u>	<u>\$ 112,488</u>

CITY OF CANTON
STARK COUNTY, OHIO
 SCHEDULE OF REVENUES, EXPENDITURES, AND CHANGES IN
 FUND BALANCE - BUDGET AND ACTUAL (NON-GAAP BUDGETARY BASIS)
 CANTON MERCHANDISING FUND
 FOR THE YEAR ENDED DECEMBER 31, 2023

	Final Budget	Actual	Variance with Final Budget Positive (Negative)
Revenues:			
Other	\$ 1,000	\$ -	\$ (1,000)
Expenditures:			
Current:			
General Government:			
<i>Council Administration:</i>			
Materials and supplies	15,214	-	15,214
Net change in fund balance	(14,214)	-	14,214
Fund balance at beginning of year	15,213	15,213	-
Fund balance at end of year	\$ 999	\$ 15,213	\$ 14,214

CITY OF CANTON
STARK COUNTY, OHIO
 SCHEDULE OF REVENUES, EXPENDITURES, AND CHANGES IN
 FUND BALANCE - BUDGET AND ACTUAL (NON-GAAP BUDGETARY BASIS)
 HALL OF FAME VILLAGE TOURISM DEVELOPMENT DISTRICT FUND
 FOR THE YEAR ENDED DECEMBER 31, 2023

	Final Budget	Actual	Variance with Final Budget Positive (Negative)
Revenues:			
Payment in lieu of taxes	\$ 1,250,000	\$ 1,328,003	\$ 78,003
Other local taxes	1,035,342	1,083,786	48,444
Other	1,094,000	1,132,278	38,278
Total Revenues	3,379,342	3,544,067	164,725
Expenditures:			
Current:			
Leisure Time Activities:			
<i>Hall of Fame Village - Tourism Development District:</i>			
Other	2,244,000	2,243,859	141
<i>PACE Financing:</i>			
Other	1,015,000	994,795	20,205
Total expenditures	3,259,000	3,238,654	20,346
Net change in fund balance	120,342	305,413	185,071
Fund balance at beginning of year	15,788	15,788	-
Fund balance at end of year	\$ 136,130	\$ 321,201	\$ 185,071

CITY OF CANTON
STARK COUNTY, OHIO
SCHEDULE OF REVENUES, EXPENDITURES, AND CHANGES IN
FUND BALANCE - BUDGET AND ACTUAL (NON-GAAP BUDGETARY BASIS)
NEIGHBORHOOD DEVELOPMENT FUND
FOR THE YEAR ENDED DECEMBER 31, 2023

	Final Budget	Actual	Variance with Final Budget Positive (Negative)
Revenues:			
Municipal income taxes	\$ 1,500,000	\$ 1,439,802	\$ (60,198)
Expenditures:			
Current:			
General Government:			
<i>General Government - Support Administration:</i>			
Contractual services	1,150,000	200,000	950,000
Capital outlay	278,095	253,096	24,999
<i>Total General Government - Support Administration</i>	1,428,095	453,096	974,999
<i>Invest Health medical/Food projects:</i>			
Other	250,000	250,000	-
Transportation:			
<i>Engineering - Daily Operations:</i>			
Materials and supplies	750,000	750,000	-
Capital outlay	250,000	31,825	218,175
<i>Total Engineering - Daily Operations</i>	1,000,000	781,825	218,175
Total expenditures	2,678,095	1,484,921	1,193,174
Net change in fund balance	(1,178,095)	(45,119)	1,132,976
Fund balance at beginning of year	965,565	965,565	-
Prior year encumbrances appropriated	285,886	285,886	-
Fund balance at end of year	\$ 73,356	\$ 1,206,332	\$ 1,132,976

CITY OF CANTON
STARK COUNTY, OHIO
 SCHEDULE OF REVENUES, EXPENDITURES, AND CHANGES IN
 FUND BALANCE - BUDGET AND ACTUAL (NON-GAAP BUDGETARY BASIS)
 PRETRIAL AWARD FUND
 FOR THE YEAR ENDED DECEMBER 31, 2023

	Final Budget	Actual	Variance with Final Budget Positive (Negative)
Expenditures:			
Current:			
General government:			
<i>Courts/judge - judge administration</i>			
Contract services	\$ 4,451	\$ -	\$ 4,451
Net change in fund balance	(4,451)	-	4,451
Fund balance at beginning of year	4,451	4,451	-
Fund balance at end of year	\$ -	\$ 4,451	\$ 4,451

CITY OF CANTON
STARK COUNTY, OHIO
 SCHEDULE OF REVENUES, EXPENDITURES, AND CHANGES IN
 FUND BALANCE - BUDGET AND ACTUAL (NON-GAAP BUDGETARY BASIS)
 BUILDING ESCROW FUND
 FOR THE YEAR ENDED DECEMBER 31, 2023

	Final Budget	Actual	Variance with Final Budget Positive (Negative)
Revenues:			
Other	\$ 200,000	\$ 120,788	\$ (79,212)
Expenditures:			
Current:			
General Government:			
<i>Safety Director - Code Enforcement Administration</i>			
Other	200,000	60,757	139,243
Net change in fund balance	-	60,031	60,031
Fund balance at beginning of year	188,448	188,448	-
Fund balance at end of year	\$ 188,448	\$ 248,479	\$ 60,031

CITY OF CANTON
STARK COUNTY, OHIO
 SCHEDULE OF REVENUES, EXPENDITURES, AND CHANGES IN
 FUND BALANCE - BUDGET AND ACTUAL (NON-GAAP BUDGETARY BASIS)
 VACANT/FORECLOSURE DEPOSITORY FUND
 FOR THE YEAR ENDED DECEMBER 31, 2023

	Final Budget	Actual	Variance with Final Budget Positive (Negative)
Revenues:			
Charges for services	\$ 500,000	\$ 860,000	\$ 360,000
Expenditures:			
Current:			
General Government:			
<i>Safety Director - Code Enforcement Administration</i>			
Other	1,800,000	792,703	1,007,297
Net change in fund balance	(1,300,000)	67,297	1,367,297
Fund balance at beginning of year	2,301,755	2,301,755	-
Fund balance at end of year	\$ 1,001,755	\$ 2,369,052	\$ 1,367,297

CITY OF CANTON
STARK COUNTY, OHIO
 SCHEDULE OF REVENUES, EXPENDITURES, AND CHANGES IN
 FUND BALANCE - BUDGET AND ACTUAL (NON-GAAP BUDGETARY BASIS)
 EMPLOYEE RECOGNITION FUND
 FOR THE YEAR ENDED DECEMBER 31, 2023

	Final Budget	Actual	Variance with Final Budget Positive (Negative)
Expenditures:			
Current:			
General Government			
<i>Mayor Administration:</i>			
Contractual services	\$ 143	\$ -	\$ 143
Net change in fund balance	(143)	-	143
Fund balance at beginning of year	143	143	-
Fund balance at end of year	\$ -	\$ 143	\$ 143

CITY OF CANTON
STARK COUNTY, OHIO
 SCHEDULE OF REVENUES, EXPENDITURES, AND CHANGES IN
 FUND BALANCE - BUDGET AND ACTUAL (NON-GAAP BUDGETARY BASIS)
 CITY HALL PLAZA FUND
 FOR THE YEAR ENDED DECEMBER 31, 2023

	Final Budget	Actual	Variance with Final Budget Positive (Negative)
Fund balance at beginning of year	\$ 173	\$ 173	\$ -
Fund balance at end of year	\$ 173	\$ 173	\$ -

CITY OF CANTON
STARK COUNTY, OHIO
 SCHEDULE OF REVENUES, EXPENDITURES, AND CHANGES IN
 FUND BALANCE - BUDGET AND ACTUAL (NON-GAAP BUDGETARY BASIS)
 RECYCLE OHIO GRANT FUND
 FOR THE YEAR ENDED DECEMBER 31, 2023

	Final Budget	Actual	Variance with Final Budget Positive (Negative)
Fund balance at beginning of year	\$ 7,516	\$ 7,516	\$ -
Fund balance at end of year	\$ 7,516	\$ 7,516	\$ -

CITY OF CANTON
STARK COUNTY, OHIO
 SCHEDULE OF REVENUES, EXPENDITURES, AND CHANGES IN
 FUND BALANCE - BUDGET AND ACTUAL (NON-GAAP BUDGETARY BASIS)
 GUARDRAIL/ATTENUATOR REPLACEMENT FUND
 FOR THE YEAR ENDED DECEMBER 31, 2023

	Final Budget	Actual	Variance with Final Budget Positive (Negative)
Revenues:			
Other	\$ 80,000	\$ 87,950	\$ 7,950
Expenditures:			
Current:			
General Government			
<i>Law Director - Law Administration:</i>			
Capital outlay	70,000	66,594	3,406
Other	42,871	42,871	-
<i>Total Law Director - Law Administration</i>	<u>112,871</u>	<u>109,465</u>	<u>3,406</u>
Transportation:			
<i>Street Maintenance:</i>			
Contractual services	500	-	500
Capital outlay	144,875	48,439	96,436
Other	5,000	-	5,000
<i>Total Street Maintenance</i>	<u>150,375</u>	<u>48,439</u>	<u>101,936</u>
Total expenditures	<u>263,246</u>	<u>157,904</u>	<u>105,342</u>
Net change in fund balance	(183,246)	(69,954)	113,292
Fund balance at beginning of year	180,342	180,342	-
Prior year encumbrances appropriated	10,871	10,871	-
Fund balance at end of year	<u>\$ 7,967</u>	<u>\$ 121,259</u>	<u>\$ 113,292</u>

CITY OF CANTON
STARK COUNTY, OHIO
 SCHEDULE OF REVENUES, EXPENDITURES, AND CHANGES IN
 FUND BALANCE - BUDGET AND ACTUAL (NON-GAAP BUDGETARY BASIS)
 SOUTHEAST COMMUNITY CENTER FUND
 FOR THE YEAR ENDED DECEMBER 31, 2023

	Final Budget	Actual	Variance with Final Budget Positive (Negative)
Fund balance at beginning of year	\$ 862	\$ 862	\$ -
Fund balance at end of year	\$ 862	\$ 862	\$ -

CITY OF CANTON
STARK COUNTY, OHIO
 SCHEDULE OF REVENUES, EXPENDITURES, AND CHANGES IN
 FUND BALANCE - BUDGET AND ACTUAL (NON-GAAP BUDGETARY BASIS)
 CENTENNIAL PLAZA MAINTENANCE FUND
 FOR THE YEAR ENDED DECEMBER 31, 2023

	Final Budget	Actual	Variance with Final Budget Positive (Negative)
Revenues:			
Contributions and donations	\$ 100,000	\$ 25,000	\$ (75,000)
Rental income	91,000	86,650	(4,350)
Other	-	80,000	80,000
Total revenues	191,000	191,650	650
Expenditures:			
Current:			
General Government			
<i>General government - support administration:</i>			
Contractual services	229,208	229,208	-
Net change in fund balance	(38,208)	(37,558)	650
Fund balance at beginning of year	41,052	41,052	-
Prior Year Encumbrances Appropriated	18,156	18,156	-
Fund balance at end of year	\$ 21,000	\$ 21,650	\$ 650

CITY OF CANTON
STARK COUNTY, OHIO
 SCHEDULE OF REVENUES, EXPENDITURES, AND CHANGES IN
 FUND BALANCE - BUDGET AND ACTUAL (NON-GAAP BUDGETARY BASIS)
 THURMAN MUNSON MEMORIAL STADIUM DONATION FUND
 FOR THE YEAR ENDED DECEMBER 31, 2023

	Final Budget	Actual	Variance with Final Budget Positive (Negative)
Fund balance at beginning of year	\$ 1,566	\$ 1,566	\$ -
Fund balance at end of year	\$ 1,566	\$ 1,566	\$ -

CITY OF CANTON
STARK COUNTY, OHIO
 SCHEDULE OF REVENUES, EXPENDITURES, AND CHANGES IN
 FUND BALANCE - BUDGET AND ACTUAL (NON-GAAP BUDGETARY BASIS)
 RECOVERY COURT ATP FUND
 FOR THE YEAR ENDED DECEMBER 31, 2023

	Final Budget	Actual	Variance with Final Budget Positive (Negative)
Revenues:			
Operating grants	\$ 12,351	\$ 6,351	\$ 6,000
Expenditures:			
Current:			
General Government:			
<i>Courts/Judge - Judge Administration:</i>			
Contractual services	22,476	-	22,476
Net change in fund balance	(10,125)	6,351	28,476
Fund balance at beginning of year	16,127	16,127	-
Fund balance at end of year	\$ 6,002	\$ 22,478	\$ 28,476

CITY OF CANTON
STARK COUNTY, OHIO
 SCHEDULE OF REVENUES, EXPENDITURES, AND CHANGES IN
 FUND BALANCE - BUDGET AND ACTUAL (NON-GAAP BUDGETARY BASIS)
 US DEPT JUSTICE/BUREAU ASST FUND
 FOR THE YEAR ENDED DECEMBER 31, 2023

	<u>Final Budget</u>	<u>Actual</u>	<u>Variance with Final Budget Positive (Negative)</u>
Other financing (uses):			
Advances out	\$ (58,756)	\$ (58,756)	\$ -
Net change in fund balance	(58,756)	(58,756)	-
Fund balance at beginning of year	<u>58,756</u>	<u>58,756</u>	<u>-</u>
Fund balance at end of year	<u>\$ -</u>	<u>\$ -</u>	<u>\$ -</u>

CITY OF CANTON
STARK COUNTY, OHIO
 SCHEDULE OF REVENUES, EXPENDITURES, AND CHANGES IN
 FUND BALANCE - BUDGET AND ACTUAL (NON-GAAP BUDGETARY BASIS)
 PROJECT SAFE NEIGHBORHOOD GRANT FUND
 FOR THE YEAR ENDED DECEMBER 31, 2023

	<u>Final Budget</u>	<u>Actual</u>	<u>Variance with Final Budget Positive (Negative)</u>
Other financing sources (uses):			
Advances out	\$ (16,800)	\$ (16,800)	\$ -
Net change in fund balance	(16,800)	(16,800)	-
Fund balance at beginning of year	<u>16,800</u>	<u>16,800</u>	<u>-</u>
Fund balance at end of year	<u>\$ -</u>	<u>\$ -</u>	<u>\$ -</u>

CITY OF CANTON
STARK COUNTY, OHIO
 SCHEDULE OF REVENUES, EXPENDITURES, AND CHANGES IN
 FUND BALANCE - BUDGET AND ACTUAL (NON-GAAP BUDGETARY BASIS)
 JUSTICE REINVEST GRANT PROBATION FUND
 FOR THE YEAR ENDED DECEMBER 31, 2023

	Final Budget	Actual	Variance with Final Budget Positive (Negative)
Revenues:			
Operating grants	\$ 228,000	\$ 93,806	\$ (134,194)
 Expenditures:			
Current:			
General Government:			
<i>Courts/Judge - Judge Administration:</i>			
Personal services	217,330	77,809	139,521
Contractual services	1,050	-	1,050
Capital outlay	1,500	1,500	-
<i>Total Courts/judge - judge administration</i>	219,880	79,309	140,571
Net change in fund balance	8,120	14,497	6,377
 Fund balance at beginning of year	12,794	12,794	-
Fund balance at end of year	\$ 20,914	\$ 27,291	\$ 6,377

CITY OF CANTON
STARK COUNTY, OHIO
 SCHEDULE OF REVENUES, EXPENDITURES, AND CHANGES IN
 FUND BALANCE - BUDGET AND ACTUAL (NON-GAAP BUDGETARY BASIS)
 COURT TECHNOLOGY GRANT FUND
 FOR THE YEAR ENDED DECEMBER 31, 2023

	Final Budget	Actual	Variance with Final Budget Positive (Negative)
Revenues:			
Operating grants	\$ 37,308	\$ -	\$ (37,308)
Expenditures:			
Current:			
General Government:			
<i>Courts/Judge - Judge Administration:</i>			
Contractual services	37,308	-	37,308
Net change in fund balance	-	-	-
Fund balance at beginning of year	-	-	-
Fund balance at end of year	\$ -	\$ -	\$ -

CITY OF CANTON
STARK COUNTY, OHIO
 SCHEDULE OF REVENUES, EXPENDITURES, AND CHANGES IN
 FUND BALANCE - BUDGET AND ACTUAL (NON-GAAP BUDGETARY BASIS)
 SPECIALIZED DOCKET GRANT FUND
 FOR THE YEAR ENDED DECEMBER 31, 2023

	Final Budget	Actual	Variance with Final Budget Positive (Negative)
Revenues:			
Operating grants	\$ 170,000	\$ 90,000	\$ (80,000)
Expenditures:			
Current:			
General Government:			
<i>Courts/Judge - Judge Administration:</i>			
Personal services	235,090	127,564	107,526
Net change in fund balance	(65,090)	(37,564)	27,526
Fund balance at beginning of year	65,132	65,132	-
Fund balance at end of year	\$ 42	\$ 27,568	\$ 27,526

CITY OF CANTON
STARK COUNTY, OHIO
 SCHEDULE OF REVENUES, EXPENDITURES, AND CHANGES IN
 FUND BALANCE - BUDGET AND ACTUAL (NON-GAAP BUDGETARY BASIS)
 OCJS 2020 PROJECT SAFE NEIGHBORHOOD FUND
 FOR THE YEAR ENDED DECEMBER 31, 2023

	Final Budget	Actual	Variance with Final Budget Positive (Negative)
Other financing sources (uses):			
Advances out	\$ (22,800)	\$ (22,800)	\$ -
Total other financing sources (uses)	<u>(22,800)</u>	<u>(22,800)</u>	<u>-</u>
Net change in fund balance	(22,800)	(22,800)	-
Fund balance at beginning of year	22,800	22,800	-
Fund balance at end of year	<u>\$ -</u>	<u>\$ -</u>	<u>\$ -</u>

CITY OF CANTON
STARK COUNTY, OHIO
 SCHEDULE OF REVENUES, EXPENDITURES, AND CHANGES IN
 FUND BALANCE - BUDGET AND ACTUAL (NON-GAAP BUDGETARY BASIS)
 OCJS 2021 PROJECT SAFE NEIGHBORHOOD FUND
 FOR THE YEAR ENDED DECEMBER 31, 2023

	Final Budget	Actual	Variance with Final Budget Positive (Negative)
Revenues:			
Operating grants	\$ -	\$ 12,143	\$ 12,143
Net change in fund balance	-	12,143	12,143
Fund balance at beginning of year	18,000	18,000	-
Fund balance at end of year	\$ 18,000	\$ 30,143	\$ 12,143

CITY OF CANTON
STARK COUNTY, OHIO
 SCHEDULE OF REVENUES, EXPENDITURES, AND CHANGES IN
 FUND BALANCE - BUDGET AND ACTUAL (NON-GAAP BUDGETARY BASIS)
 COMMUNITY CORRECTIONS ACT 2.0 FUND
 FOR THE YEAR ENDED DECEMBER 31, 2023

	Final Budget	Actual	Variance with Final Budget Positive (Negative)
Revenues:			
Operating grants	\$ 185,077	\$ 185,077	\$ -
Expenditures:			
Current:			
General operating:			
General government			
<i>Courts/judge - judge administration</i>			
Personal services	175,953	169,379	6,574
Net change in fund balance	9,124	15,698	6,574
Fund balance at beginning of year	-	-	-
Fund balance at end of year	\$ 9,124	\$ 15,698	\$ 6,574

CITY OF CANTON
STARK COUNTY, OHIO
 SCHEDULE OF REVENUES, EXPENDITURES, AND CHANGES IN
 FUND BALANCE - BUDGET AND ACTUAL (NON-GAAP BUDGETARY BASIS)
 EMA ARPA 1ST RESPONDER RETENTION FUND
 FOR THE YEAR ENDED DECEMBER 31, 2023

	Final Budget	Actual	Variance with Final Budget Positive (Negative)
Revenues:			
Operating grants	\$ 560,000	\$ 560,000	\$ -
Expenditures:			
Current:			
Security of persons and property:			
<i>Fire administration:</i>			
Other	560,000	560,000	-
Net change in fund balance	-	-	-
Fund balance at beginning of year	-	-	-
Fund balance at end of year	\$ -	\$ -	\$ -

CITY OF CANTON
STARK COUNTY, OHIO
 SCHEDULE OF REVENUES, EXPENDITURES, AND CHANGES IN
 FUND BALANCE - BUDGET AND ACTUAL (NON-GAAP BUDGETARY BASIS)
 ARPA LAW ENFORCEMENT VIOLENCE REDUCTION FUND
 FOR THE YEAR ENDED DECEMBER 31, 2023

	Final Budget	Actual	Variance with Final Budget Positive (Negative)
Revenues:			
Operating grants	\$ -	\$ 72,000	\$ 72,000
Expenditures:			
Current:			
Security of persons and property			
<i>Police administration:</i>			
Capital outlay	72,000	72,000	-
Other	2,760	-	2,760
<i>Total Police administration</i>	<u>74,760</u>	<u>72,000</u>	<u>2,760</u>
Excess of expenditures over revenues	<u>(74,760)</u>	<u>-</u>	<u>74,760</u>
Other financing sources:			
Advances in	74,760	74,760	-
Advances out	(74,760)	-	(74,760)
Total other financing sources (uses)	<u>-</u>	<u>74,760</u>	<u>(74,760)</u>
Net change in fund balance	(74,760)	74,760	-
Fund balance at beginning of year	-	-	-
Fund balance (deficit) at end of year	<u>\$ (74,760)</u>	<u>\$ 74,760</u>	<u>\$ -</u>

CITY OF CANTON
STARK COUNTY, OHIO
 SCHEDULE OF REVENUES, EXPENDITURES, AND CHANGES IN
 FUND BALANCE - BUDGET AND ACTUAL (NON-GAAP BUDGETARY BASIS)
 DOWNTOWN CANTON TDD FUND
 FOR THE YEAR ENDED DECEMBER 31, 2023

	Final Budget	Actual	Variance with Final Budget Positive (Negative)
Revenues:			
Other local taxes	\$ 300,000	\$ 258,832	\$ (41,168)
Expenditures:			
Current:			
General Government:			
<i>Tourism Develop district TDD</i>			
Other	590,000	554,938	35,062
<i>Total Tourism Develop district TDD</i>	590,000	554,938	35,062
Total Transportation	590,000	554,938	35,062
Total Expenditures	590,000	554,938	35,062
Net change in fund balance	(290,000)	(296,106)	(6,106)
Fund balance at beginning of year	296,106	296,106	-
Fund balance at end of year	\$ 6,106	\$ -	\$ (6,106)

CITY OF CANTON
STARK COUNTY, OHIO
 SCHEDULE OF REVENUES, EXPENDITURES, AND CHANGES IN
 FUND BALANCE - BUDGET AND ACTUAL (NON-GAAP BUDGETARY BASIS)
 ARPA 2022 WELLNESS & RECRUIT FD FUND
 FOR THE YEAR ENDED DECEMBER 31, 2023

	<u>Final Budget</u>	<u>Actual</u>	<u>Variance with Final Budget Positive (Negative)</u>
Revenues:			
Operating grants	\$ -	\$ 5,630	\$ 5,630
Expenditures:			
Current:			
Security of persons and property:			
<i>Police Administration:</i>			
Contractual services	<u>124,400</u>	<u>124,400</u>	<u>-</u>
Net change in fund balance	(124,400)	(118,770)	5,630
Fund balance at beginning of year	<u>124,400</u>	<u>124,400</u>	<u>-</u>
Fund balance at end of year	<u><u>\$ -</u></u>	<u><u>\$ 5,630</u></u>	<u><u>\$ 5,630</u></u>

CITY OF CANTON
STARK COUNTY, OHIO
 SCHEDULE OF REVENUES, EXPENDITURES, AND CHANGES IN
 FUND BALANCE - BUDGET AND ACTUAL (NON-GAAP BUDGETARY BASIS)
 ONE OHIO OPIOID FUND
 FOR THE YEAR ENDED DECEMBER 31, 2023

	Final Budget	Actual	Variance with Final Budget Positive (Negative)
Revenues:			
Fines and forfeitures	\$ 190,000	\$ 190,201	\$ 201
Expenditures:			
Current:			
General Government:			
<i>General government - support administration:</i>			
Materials and supplies	107,500	31,468	76,032
Contractual services	7,500	-	7,500
<i>Total General government - support administration</i>	115,000	31,468	83,532
Net change in fund balance	75,000	158,733	83,733
Fund balance at beginning of year	27,385	27,385	-
Fund balance at end of year	\$ 102,385	\$ 186,118	\$ 83,733

CITY OF CANTON
STARK COUNTY, OHIO
SCHEDULE OF REVENUES, EXPENDITURES, AND CHANGES IN
FUND BALANCE - BUDGET AND ACTUAL (NON-GAAP BUDGETARY BASIS)
CENTENNIAL PLAZA TDD FUND
FOR THE YEAR ENDED DECEMBER 31, 2023

	Final Budget	Actual	Variance with Final Budget Positive (Negative)
Revenues:			
Other local taxes	\$ 65,000	\$ 16,634	\$ (48,366)
Expenditures:			
Current:			
Transportation			
<i>Tourism Development District TDD</i>			
Other	25,000	-	25,000
<i>Total Tourism Development District TDD</i>	25,000	-	25,000
Excess of revenues over expenditures	40,000	16,634	(23,366)
Other financing uses:			
Advances out	(15,000)	(15,000)	-
Net change in fund balance	25,000	1,634	(23,366)
Fund balance at beginning of year	1,066	1,066	-
Fund balance at end of year	\$ 26,066	\$ 2,700	\$ (23,366)

CITY OF CANTON
STARK COUNTY, OHIO
 SCHEDULE OF REVENUES, EXPENDITURES, AND CHANGES IN
 FUND BALANCE - BUDGET AND ACTUAL (NON-GAAP BUDGETARY BASIS)
 ARPA 1ST RESPONDER WELLNESS GRANT FUND
 FOR THE YEAR ENDED DECEMBER 31, 2023

	Final Budget	Actual	Variance with Final Budget Positive (Negative)
Revenues:			
Operating grants	\$ 15,750	\$ -	\$ (15,750)
Expenditures:			
Current:			
Security of persons and property:			
<i>Fire administration:</i>			
Contractual services	9,000	9,000	-
Other	6,750	-	6,750
<i>Total Fire administration</i>	15,750	9,000	6,750
Net change in fund balance	-	(9,000)	(9,000)
Fund balance at beginning of year	-	-	-
Fund balance (deficit) at end of year	\$ -	\$ (9,000)	\$ (9,000)

CITY OF CANTON
STARK COUNTY, OHIO
SCHEDULE OF REVENUES, EXPENDITURES, AND CHANGES IN
FUND BALANCE - BUDGET AND ACTUAL (NON-GAAP BUDGETARY BASIS)
INCOME TAX FUND
FOR THE YEAR ENDED DECEMBER 31, 2023

	Final Budget	Actual	Variance with Final Budget Positive (Negative)
Revenues:			
Municipal income taxes	\$ 5,496,000	\$ 4,073,966	\$ (1,422,034)
Other	4,000	23,231	19,231
Total revenues	<u>5,500,000</u>	<u>4,097,197</u>	<u>(1,402,803)</u>
Expenditures:			
Current:			
General Government			
<i>Law Administration:</i>			
Personal services	172,742	162,425	10,317
<i>Income Tax Administration:</i>			
Personal services	1,554,525	1,406,519	148,006
Materials and supplies	155,400	145,282	10,118
Contractual services	207,574	191,899	15,675
Capital outlay	21,750	4,545	17,205
Other	2,591,925	2,285,804	306,121
<i>Total Income Tax Administration</i>	<u>4,531,174</u>	<u>4,034,049</u>	<u>497,125</u>
Debt Service:			
Principal retirement	7,400	6,883	517
Total expenditures	<u>4,711,316</u>	<u>4,203,357</u>	<u>507,959</u>
Net change in fund balance	788,684	(106,160)	(894,844)
Fund balance at beginning of year	-	-	-
Prior year encumbrances appropriated	107,700	107,700	-
Fund balance at end of year	<u>\$ 896,384</u>	<u>\$ 1,540</u>	<u>\$ (894,844)</u>

CITY OF CANTON
STARK COUNTY, OHIO
 COMBINING BALANCE SHEET
 NONMAJOR DEBT SERVICE FUNDS
 DECEMBER 31, 2023

	General Obligation Bond Retirement	Special Assessment Bond Retirement	Total Nonmajor Debt Service Funds
Assets:			
Equity in pooled cash and cash equivalents	\$ 116,307	\$ -	\$ 116,307
Cash with fiscal agent	3,019	-	3,019
Receivables:			
Accounts	-	8,342	8,342
Total assets	<u>\$ 119,326</u>	<u>\$ 8,342</u>	<u>\$ 127,668</u>
Deferred inflows of resources:			
Charges for services revenue not available	\$ -	\$ 8,342	\$ 8,342
Fund balances:			
Restricted	119,326	-	119,326
Total deferred inflows of resources and fund balances	<u>\$ 119,326</u>	<u>\$ 8,342</u>	<u>\$ 127,668</u>

CITY OF CANTON
STARK COUNTY, OHIO
 COMBINING STATEMENT OF REVENUES, EXPENDITURES AND CHANGES IN FUND BALANCES
 NONMAJOR DEBT SERVICE FUNDS
 FOR THE YEAR ENDED DECEMBER 31, 2023

	General Obligation Bond Retirement	Total Non Major Debt Service
Revenues:		
Interest and investment income	\$ 6,848	\$ 6,848
Total revenues	6,848	6,848
Net change in fund balances	6,848	6,848
Fund balances at beginning of year	112,478	112,478
Fund balances at end of year	\$ 119,326	\$ 119,326

CITY OF CANTON
STARK COUNTY, OHIO
 SCHEDULE OF REVENUES, EXPENDITURES, AND CHANGES IN
 FUND BALANCE - BUDGET AND ACTUAL (NON-GAAP BUDGETARY BASIS)
 GENERAL OBLIGATION BOND RETIREMENT FUND
 FOR THE YEAR ENDED DECEMBER 31, 2023

	Final Budget	Actual	Variance with Final Budget Positive (Negative)
Revenues:			
Interest and investment income	\$ 10,000	\$ 6,848	\$ (3,152)
Expenditures:			
Current:			
Debt Service:			
Interest and fiscal charges	50,000	-	50,000
Net change in fund balance	(40,000)	6,848	46,848
Fund balance at beginning of year	109,459	109,459	-
Fund balance at end of year	\$ 69,459	\$ 116,307	\$ 46,848

CITY OF CANTON
STARK COUNTY, OHIO
 COMBINING BALANCE SHEET
 NONMAJOR CAPITAL PROJECTS FUNDS
 DECEMBER 31, 2023

	2015 Construction Reconstruction Note	2006 City Infrastructure Bond	2006 Recreational Bond	2006 Construction/ Reconstruction Bond	2006 Judges Facilities/ City Hall Renovation Bond
Assets:					
Equity in pooled cash and cash equivalents	\$ 50,279	\$ 409,108	\$ 451,359	\$ 10,691	\$ 1,744
Receivables:					
Accrued interest	-	-	51	-	-
Total assets	<u>\$ 50,279</u>	<u>\$ 409,108</u>	<u>\$ 451,410</u>	<u>\$ 10,691</u>	<u>\$ 1,744</u>
Liabilities:					
Accounts payable	\$ -	\$ -	\$ -	\$ -	\$ -
Fund balances:					
Restricted	50,279	409,108	451,410	10,691	1,744
Unassigned (deficit)	-	-	-	-	-
Total fund balances (deficit)	<u>50,279</u>	<u>409,108</u>	<u>451,410</u>	<u>10,691</u>	<u>1,744</u>
Total liabilities, deferred inflows of resources, and fund balances	<u>\$ 50,279</u>	<u>\$ 409,108</u>	<u>\$ 451,410</u>	<u>\$ 10,691</u>	<u>\$ 1,744</u>

<u>2022 Infrastructure Bond</u>	<u>11th Street Improvement Project</u>	<u>3rd Street SE Bridge Project</u>	<u>Colonial Blvd Reconstruction Project</u>	<u>9th St SW Bridge Replacement</u>	<u>36th St NW Storm Roadway Water & Sewer</u>	<u>Totals Nonmajor Capital Projects Funds</u>
\$ 774,152	\$ -	\$ -	\$ -	\$ -	\$ -	\$ 1,697,333
<u>2,542</u>	<u>-</u>	<u>-</u>	<u>-</u>	<u>-</u>	<u>-</u>	<u>2,593</u>
<u>\$ 776,694</u>	<u>\$ -</u>	<u>\$ -</u>	<u>\$ -</u>	<u>\$ -</u>	<u>\$ -</u>	<u>\$ 1,699,926</u>
\$ 405,735	\$ 284,867	\$ 3,408	\$ 24,187	\$ 500,359	\$ 89,277	\$ 1,307,833
370,959	-	-	-	-	-	1,294,191
<u>-</u>	<u>(284,867)</u>	<u>(3,408)</u>	<u>(24,187)</u>	<u>(500,359)</u>	<u>(89,277)</u>	<u>(902,098)</u>
<u>370,959</u>	<u>(284,867)</u>	<u>(3,408)</u>	<u>(24,187)</u>	<u>(500,359)</u>	<u>(89,277)</u>	<u>392,093</u>
<u>\$ 776,694</u>	<u>\$ -</u>	<u>\$ -</u>	<u>\$ -</u>	<u>\$ -</u>	<u>\$ -</u>	<u>\$ 1,699,926</u>

CITY OF CANTON
STARK COUNTY, OHIO
COMBINING STATEMENT OF REVENUES, EXPENDITURES AND CHANGES IN FUND BALANCES
NONMAJOR CAPITAL PROJECTS FUNDS
FOR THE YEAR ENDED DECEMBER 31, 2023

	2015 Construction Reconstruction Note	2006 City Infrastructure Bond	2006 Recreational Bond	2006 Construction/ Reconstruction Bond	2006 Judges Facilities/ City Hall Renovation Bond
Revenues:					
Interest and investment income	\$ -	\$ -	\$ 600	\$ -	\$ -
Capital grants	-	58,646	-	-	-
Other	-	16,224	-	-	-
Total revenues	<u>-</u>	<u>74,870</u>	<u>600</u>	<u>-</u>	<u>-</u>
Expenditures:					
Capital outlay	-	17,566	-	-	-
Total expenditures	<u>-</u>	<u>17,566</u>	<u>-</u>	<u>-</u>	<u>-</u>
Excess of revenues over (under) expenditures	<u>-</u>	<u>57,304</u>	<u>600</u>	<u>-</u>	<u>-</u>
Other financing sources:					
Note issuance	-	-	-	-	-
Total other financing sources	<u>-</u>	<u>-</u>	<u>-</u>	<u>-</u>	<u>-</u>
Net change in fund balances	-	57,304	600	-	-
Fund balances (deficit) at beginning of year	<u>50,279</u>	<u>351,804</u>	<u>450,810</u>	<u>10,691</u>	<u>1,744</u>
Fund balances (deficit) at end of year	<u>\$ 50,279</u>	<u>\$ 409,108</u>	<u>\$ 451,410</u>	<u>\$ 10,691</u>	<u>\$ 1,744</u>

2022 Infrastructure Bond	11th St NW Improvement Project	49th St NW Storm Sewer Rehab Project	3rd Street SE Bridge Project	Colonial Blvd Reconstruction Project	30th Street NW Refur Project GP1238	15th St SW Bridge Replacement
\$ 112,747	\$ -	\$ -	\$ -	\$ -	\$ -	\$ -
-	-	390,607	3,055	2,252,072	-	158,708
-	-	-	-	-	-	-
<u>112,747</u>	<u>-</u>	<u>390,607</u>	<u>3,055</u>	<u>2,252,072</u>	<u>-</u>	<u>158,708</u>
<u>3,062,740</u>	<u>284,867</u>	<u>100,147</u>	<u>3,408</u>	<u>2,276,259</u>	<u>381,478</u>	<u>158,708</u>
<u>3,062,740</u>	<u>284,867</u>	<u>100,147</u>	<u>3,408</u>	<u>2,276,259</u>	<u>381,478</u>	<u>158,708</u>
<u>(2,949,993)</u>	<u>(284,867)</u>	<u>290,460</u>	<u>(353)</u>	<u>(24,187)</u>	<u>(381,478)</u>	<u>-</u>
<u>-</u>	<u>-</u>	<u>-</u>	<u>-</u>	<u>-</u>	<u>381,478</u>	<u>-</u>
<u>-</u>	<u>-</u>	<u>-</u>	<u>-</u>	<u>-</u>	<u>381,478</u>	<u>-</u>
<u>(2,949,993)</u>	<u>(284,867)</u>	<u>290,460</u>	<u>(353)</u>	<u>(24,187)</u>	<u>-</u>	<u>-</u>
<u>3,320,952</u>	<u>-</u>	<u>(290,460)</u>	<u>(3,055)</u>	<u>-</u>	<u>-</u>	<u>-</u>
<u>\$ 370,959</u>	<u>\$ (284,867)</u>	<u>\$ -</u>	<u>\$ (3,408)</u>	<u>\$ (24,187)</u>	<u>\$ -</u>	<u>\$ -</u>

(Continued)

CITY OF CANTON
STARK COUNTY, OHIO
COMBINING STATEMENT OF REVENUES, EXPENDITURES AND CHANGES IN FUND BALANCES
NONMAJOR CAPITAL PROJECTS FUNDS (CONTINUED)
FOR THE YEAR ENDING DECEMBER 31, 2023

	<u>9th St SW Bridge Replacement</u>	<u>36th St NW Storm Roadway Water & Sewer</u>	<u>Total Nonmajor Capital Projects Funds</u>
Revenues:			
Interest and investment income	\$ -	\$ -	\$ 113,347
Capital grants	232,055	1,127,905	4,223,048
Other	-	-	16,224
Total revenues	<u>232,055</u>	<u>1,127,905</u>	<u>4,352,619</u>
Expenditures:			
Capital outlay	<u>732,414</u>	<u>89,277</u>	<u>7,106,864</u>
Total expenditures	<u>732,414</u>	<u>89,277</u>	<u>7,106,864</u>
Excess of revenues over (under) expenditures	<u>(500,359)</u>	<u>1,038,628</u>	<u>(2,754,245)</u>
Other financing sources:			
Note issuance	<u>-</u>	<u>-</u>	<u>381,478</u>
Total other financing sources	<u>-</u>	<u>-</u>	<u>381,478</u>
Net change in fund balances	(500,359)	1,038,628	(2,372,767)
Fund balances (deficit) at beginning of year	<u>-</u>	<u>(1,127,905)</u>	<u>2,764,860</u>
Fund balances (deficit) at end of year	<u>\$ (500,359)</u>	<u>\$ (89,277)</u>	<u>\$ 392,093</u>

CITY OF CANTON
STARK COUNTY, OHIO
 SCHEDULE OF REVENUES, EXPENDITURES, AND CHANGES IN
 FUND BALANCE - BUDGET AND ACTUAL (NON-GAAP BUDGETARY BASIS)
 2015 CONSTRUCTION/RECONSTRUCTION NOTE FUND
 FOR THE YEAR ENDED DECEMBER 31, 2023

	<u>Final Budget</u>	<u>Actual</u>	<u>Variance with Final Budget Positive (Negative)</u>
Expenditures:			
Current:			
<i>Service Director:</i>			
Service Director Administration	21,150	-	21,150
Excess of expenditures over revenues	(21,150)	-	21,150
Other financing sources:			
Transfers in	25,000	-	25,000
Total other financing sources	25,000	-	25,000
Net change in fund balance	3,850	-	46,150
Fund balance at beginning of year	50,279	50,279	-
Fund balance at end of year	<u>\$ 54,129</u>	<u>\$ 50,279</u>	<u>\$ 46,150</u>

CITY OF CANTON
STARK COUNTY, OHIO
 SCHEDULE OF REVENUES, EXPENDITURES, AND CHANGES IN
 FUND BALANCE - BUDGET AND ACTUAL (NON-GAAP BUDGETARY BASIS)
 2006 CITY INFRASTRUCTURE BOND FUND
 FOR THE YEAR ENDED DECEMBER 31, 2023

	Final Budget	Actual	Variance with Final Budget Positive (Negative)
Revenues:			
Capital grants	\$ 50,500	\$ 105,451	\$ 54,951
Other	-	159,440	159,440
Total revenues	<u>50,500</u>	<u>264,891</u>	<u>214,391</u>
Expenditures:			
Capital Outlay:			
<i>Service Director:</i>			
Engineering Administration	18,309	18,308	1
Net change in fund balance	32,191	246,583	214,392
Fund balance at beginning of year	79,508	79,508	-
Prior year encumbrances appropriated	83,017	83,017	-
Fund balance at end of year	<u>\$ 194,716</u>	<u>\$ 409,108</u>	<u>\$ 214,392</u>

CITY OF CANTON
STARK COUNTY, OHIO
 SCHEDULE OF REVENUES, EXPENDITURES, AND CHANGES IN
 FUND BALANCE - BUDGET AND ACTUAL (NON-GAAP BUDGETARY BASIS)
 2006 RECREATIONAL BOND FUND
 FOR THE YEAR ENDED DECEMBER 31, 2023

	Final Budget	Actual	Variance with Final Budget Positive (Negative)
Revenues:			
Interest and investment income	\$ -	\$ 600	\$ 600
Net change in fund balance	-	600	600
Fund balance at beginning of year	450,759	450,759	-
Fund balance at end of year	\$ 450,759	\$ 451,359	\$ 600

CITY OF CANTON
STARK COUNTY, OHIO
 SCHEDULE OF REVENUES, EXPENDITURES, AND CHANGES IN
 FUND BALANCE - BUDGET AND ACTUAL (NON-GAAP BUDGETARY BASIS)
 2006 CONSTRUCTION/RECONSTRUCTION BOND FUND
 FOR THE YEAR ENDED DECEMBER 31, 2023

	Final Budget	Actual	Variance with Final Budget Positive (Negative)
Fund balance at beginning of year	\$ 10,691	\$ 10,691	\$ -
Fund balance at end of year	\$ 10,691	\$ 10,691	\$ -

CITY OF CANTON
STARK COUNTY, OHIO
 SCHEDULE OF REVENUES, EXPENDITURES, AND CHANGES IN
 FUND BALANCE - BUDGET AND ACTUAL (NON-GAAP BUDGETARY BASIS)
 2006 JUDGES FACILITIES/CITY HALL RENOVATION BOND FUND
 FOR THE YEAR ENDED DECEMBER 31, 2023

	Final Budget	Actual	Variance with Final Budget Positive (Negative)
Fund balance at beginning of year	\$ 1,743	\$ 1,743	\$ -
Fund balance at end of year	\$ 1,743	\$ 1,743	\$ -

CITY OF CANTON
STARK COUNTY, OHIO
SCHEDULE OF REVENUES, EXPENDITURES, AND CHANGES IN
FUND BALANCE - BUDGET AND ACTUAL (NON-GAAP BUDGETARY BASIS)
2022 INFRASTRUCTURE BOND FUND
FOR THE YEAR ENDED DECEMBER 31, 2023

	Final Budget	Actual	Variance with Final Budget Positive (Negative)
Revenues:			
Interest and investment income	\$ -	\$ 124,143	\$ 124,143
Expenditures:			
<i>Engineer:</i>			
Salt Storage Facility Project	1,389,746	1,389,746	-
Service Center Upgrade and Reconstruction Project	2,420,174	2,340,782	79,392
<i>Total expenditures</i>	3,809,920	3,730,528	79,392
Net change in fund balance	(3,809,920)	(3,606,385)	203,535
Fund balance at beginning of year	2,377,409	2,377,409	-
Prior year encumbrances appropriated	1,482,345	1,482,345	-
Fund balance at end of year	\$ 49,834	\$ 253,369	\$ 203,535

CITY OF CANTON
STARK COUNTY, OHIO
 SCHEDULE OF REVENUES, EXPENDITURES, AND CHANGES IN
 FUND BALANCE - BUDGET AND ACTUAL (NON-GAAP BUDGETARY BASIS)
 11TH ST NW IMPROVEMENT PROJECT FUND
 FOR THE YEAR ENDED DECEMBER 31, 2023

	Final Budget	Actual	Variance with Final Budget Positive (Negative)
Revenues:			
Capital grants	\$ 8,500,000	\$ 30,482	\$ (8,469,518)
Expenditures:			
Capital Outlay:			
<i>Service Director:</i>			
Engineering - 11th St NW Improvement Project	8,430,482	7,213,534	1,216,948
Net change in fund balance	69,518	(7,183,052)	(7,252,570)
Fund balance (deficit) at beginning of year	(30,482)	(30,482)	-
Prior year encumbrances appropriated	30,482	30,482	-
Fund balance (deficit) at end of year	\$ 69,518	\$ (7,183,052)	\$ (7,252,570)

CITY OF CANTON
STARK COUNTY, OHIO
 SCHEDULE OF REVENUES, EXPENDITURES, AND CHANGES IN
 FUND BALANCE - BUDGET AND ACTUAL (NON-GAAP BUDGETARY BASIS)
 TUSCARAWAS STREET WEST CORRIDOR SAFETY PROJECT FUND
 FOR THE YEAR ENDED DECEMBER 31, 2023

	Final Budget	Actual	Variance with Final Budget Positive (Negative)
Revenues:			
Capital grants	\$ 857	\$ -	\$ (857)
Expenditures:			
Capital Outlay:			
<i>Service Director:</i>			
Engineering - Tusc St W Corr Safety Project 92562	857	857	-
Net change in fund balance	-	(857)	(857)
Fund balance (deficit) at beginning of year	(857)	(857)	-
Prior year encumbrances appropriated	857	857	-
Fund balance (deficit) at end of year	\$ -	\$ (857)	\$ (857)

CITY OF CANTON
STARK COUNTY, OHIO
 SCHEDULE OF REVENUES, EXPENDITURES, AND CHANGES IN
 FUND BALANCE - BUDGET AND ACTUAL (NON-GAAP BUDGETARY BASIS)
 3RD ST SE RESURFACING PROJECT FUND
 FOR THE YEAR ENDED DECEMBER 31, 2023

	Final Budget	Actual	Variance with Final Budget Positive (Negative)
Revenues:			
Capital grants	\$ 6,463	\$ 3,055	\$ (3,408)
Expenditures:			
Capital Outlay:			
<i>Service Director:</i>			
Engineering administration	6,463	6,463	-
Net change in fund balance	-	(3,408)	(3,408)
Fund balance (deficit) at beginning of year	(6,463)	(6,463)	-
Prior year encumbrances appropriated	6,463	6,463	-
Fund balance (deficit) at end of year	\$ -	\$ (3,408)	\$ (3,408)

CITY OF CANTON
STARK COUNTY, OHIO
 SCHEDULE OF REVENUES, EXPENDITURES, AND CHANGES IN
 FUND BALANCE - BUDGET AND ACTUAL (NON-GAAP BUDGETARY BASIS)
 30TH STREET NW RESURFACING PROJECT FUND
 FOR THE YEAR ENDED DECEMBER 31, 2023

	<u>Final Budget</u>	<u>Actual</u>	<u>Variance with Final Budget Positive (Negative)</u>
Revenues:			
Capital grants	\$ 381,478	\$ -	\$ (381,478)
Expenditures:			
Capital Outlay:			
<i>Service Director:</i>			
Engineering - 30th St NW Resurf Proj GP 1238	<u>381,478</u>	<u>381,478</u>	<u>-</u>
Excess (deficiency) of revenues over (under) expenditures	<u>381,478</u>	<u>(381,478)</u>	<u>(381,478)</u>
Other financing sources:			
Loan proceeds - OPWC	<u>-</u>	<u>381,478</u>	<u>381,478</u>
Net change in fund balance	-	-	(381,478)
Fund balance (deficit) at beginning of year	(384,478)	(384,478)	-
Prior year encumbrances appropriated	<u>384,478</u>	<u>384,478</u>	<u>-</u>
Fund balance at end of year	<u><u>\$ -</u></u>	<u><u>\$ -</u></u>	<u><u>\$ (381,478)</u></u>

CITY OF CANTON
STARK COUNTY, OHIO
 SCHEDULE OF REVENUES, EXPENDITURES, AND CHANGES IN
 FUND BALANCE - BUDGET AND ACTUAL (NON-GAAP BUDGETARY BASIS)
 15TH ST SW BRIDGE REPLACEMENT FUND
 FOR THE YEAR ENDED DECEMBER 31, 2023

	<u>Final Budget</u>	<u>Actual</u>	<u>Variance with Final Budget Positive (Negative)</u>
Revenues:			
Capital grants	\$ 1,800,000	\$ 158,708	\$ (1,641,292)
Total revenues	<u>1,800,000</u>	<u>158,708</u>	<u>(1,641,292)</u>
Expenditures:			
Current:			
General operating:			
Capital Outlay:			
<i>Service director:</i>			
Engineering - 15th St Bridge Repl Proj GP 1299	1,800,000	1,800,000	-
Total Service director	<u>1,800,000</u>	<u>1,800,000</u>	<u>-</u>
Total Expenditures	<u>1,800,000</u>	<u>1,800,000</u>	<u>-</u>
Net change in fund balance	-	(1,641,292)	(1,641,292)
Fund balance at beginning of year	-	-	-
Fund balance (deficit) at end of year	<u>\$ -</u>	<u>\$ (1,641,292)</u>	<u>\$ (1,641,292)</u>

CITY OF CANTON
STARK COUNTY, OHIO
 SCHEDULE OF REVENUES, EXPENDITURES, AND CHANGES IN
 FUND BALANCE - BUDGET AND ACTUAL (NON-GAAP BUDGETARY BASIS)
 9TH ST SW BRIDGE REPLACEMENT FUND
 FOR THE YEAR ENDED DECEMBER 31, 2023

	Final Budget	Actual	Variance with Final Budget Positive (Negative)
Revenues:			
Capital grants	\$ 3,000,000	\$ 232,055	\$ (2,767,945)
Total revenues	<u>3,000,000</u>	<u>232,055</u>	<u>(2,767,945)</u>
Expenditures:			
Current:			
General operating:			
Capital Outlay:			
<i>Service director:</i>			
Engineering - 15th St Bridge Repl Proj GP 1299	3,000,000	2,511,370	488,630
Total Service director	<u>3,000,000</u>	<u>2,511,370</u>	<u>488,630</u>
Total Expenditures	<u>3,000,000</u>	<u>2,511,370</u>	<u>-</u>
Net change in fund balance	-	(2,279,315)	(2,767,945)
Fund balance at beginning of year	-	-	-
Fund balance (deficit) at end of year	<u>\$ -</u>	<u>\$ (2,279,315)</u>	<u>\$ (2,767,945)</u>

CITY OF CANTON
STARK COUNTY, OHIO
 SCHEDULE OF REVENUES, EXPENDITURES, AND CHANGES IN
 FUND BALANCE - BUDGET AND ACTUAL (NON-GAAP BUDGETARY BASIS)
 36TH ST NW STORM RDWY WTR&SWR FUND
 FOR THE YEAR ENDED DECEMBER 31, 2023

	Final Budget	Actual	Variance with Final Budget Positive (Negative)
Revenues:			
Capital grants	\$ 1,298,416	\$ 1,127,905	\$ (170,511)
Expenditures:			
Capital Outlay:			
<i>Service Director:</i>			
Engineering - 36th St W Str, Rdwy, Wtr&Swr	1,298,416	1,298,416	-
Net change in fund balance	-	(170,511)	(170,511)
Fund balance (deficit) at beginning of year	(1,298,416)	(1,298,416)	-
Prior year encumbrances appropriated	1,298,416	1,298,416	-
Fund balance (deficit) at end of year	\$ -	\$ (170,511)	\$ (170,511)

CITY OF CANTON
STARK COUNTY, OHIO
 SCHEDULE OF REVENUES, EXPENDITURES, AND CHANGES IN
 FUND BALANCE - BUDGET AND ACTUAL (NON-GAAP BUDGETARY BASIS)
 49TH ST NW STORM SEWER REHAB PROJECT
 FOR THE YEAR ENDED DECEMBER 31, 2023

	Final Budget	Actual	Variance with Final Budget Positive (Negative)
Revenues:			
Capital grants	\$ 390,607	\$ 390,607	\$ -
Expenditures:			
Capital Outlay:			
<i>Service Director:</i>			
Engineering - Steese Area 39th St NW Sewer Project	390,607	390,607	-
Net change in fund balance	-	-	-
Fund balance (deficit) at beginning of year	(390,607)	(390,607)	-
Prior year encumbrances appropriated	390,607	390,607	-
Fund balance at end of year	\$ -	\$ -	\$ -

CITY OF CANTON
STARK COUNTY, OHIO
 SCHEDULE OF REVENUES, EXPENDITURES, AND CHANGES IN
 FUND BALANCE - BUDGET AND ACTUAL (NON-GAAP BUDGETARY BASIS)
 COLONIAL BLVD RECONSTRUCTION PROJECT FUND
 FOR THE YEAR ENDED DECEMBER 31, 2023

	Final Budget	Actual	Variance with Final Budget Positive (Negative)
Revenues:			
Capital grants	\$ 2,490,165	\$ 2,252,072	\$ (238,093)
Expenditures:			
Capital Outlay:			
<i>Engineer:</i>			
Colonial Blvd Reconstruction project	2,490,165	2,490,165	-
Net change in fund balance	-	(238,093)	(238,093)
Fund balance (deficit) at beginning of year	(2,490,165)	(2,490,165)	-
Prior year encumbrances appropriated	2,490,165	2,490,165	-
Fund balance (deficit) at end of year	\$ -	\$ (238,093)	\$ (238,093)

**CITY OF CANTON
STARK COUNTY, OHIO**

Fund Description - Major Enterprise Funds

Enterprise funds may be used to account for any activity for which a fee is charged to external users for goods or services.

The City operates three Major enterprise funds:

Water Operating Fund

The water operating enterprise fund accounts for the provision of water treatment and distribution to its residential and commercial users located within the City and surrounding communities.

Sewer Operating Fund

The sewer operating enterprise fund accounts for the provision of sanitary sewer service to the residents and commercial users located within the City and several surrounding communities.

Refuse Operating Fund

The refuse operating enterprise fund accounts for the provision of trash collection to the residents and commercial users located in the City.

CITY OF CANTON
STARK COUNTY, OHIO
SCHEDULE OF REVENUES, EXPENDITURES, AND CHANGES IN
FUND BALANCE - BUDGET AND ACTUAL (NON-GAAP BUDGETARY BASIS)
WATER OPERATING FUND
FOR THE YEAR ENDED DECEMBER 31, 2023

	Final Budget	Actual	Variance with Final Budget Positive (Negative)
Revenues:			
Charges for services	\$ 21,250,000	\$ 23,082,090	\$ 1,832,090
Rental income	30,000	31,730	1,730
Other	70,000	295,584	225,584
Total revenues	<u>21,350,000</u>	<u>23,409,404</u>	<u>2,059,404</u>
Expenses:			
Personal services	9,210,214	7,916,842	1,293,372
Materials and supplies	5,342,189	4,100,623	1,241,566
Contractual services	10,422,089	8,981,199	1,440,890
Capital outlay	54,478,117	51,671,769	2,806,348
Claims	441,266	269,647	171,619
Other	124,975	58,024	66,951
Debt service:			
Principal retirement	2,567,823	2,354,752	213,071
Interest and fiscal charges	547,569	492,566	55,003
Total expenses	<u>83,134,242</u>	<u>75,845,422</u>	<u>7,288,820</u>
Excess of expenses over revenues	<u>(61,784,242)</u>	<u>(52,436,018)</u>	<u>9,348,224</u>
Nonoperating revenues (expenses):			
Sale of assets	-	35,226	35,226
Transfer in	305,000	84,224	(220,776)
Transfer (out)	(132,755)	(126,924)	5,831
Loan proceeds	47,087,255	19,955,719	(27,131,536)
Capital contributions	7,530,000	4,140,463	(3,389,537)
Total nonoperating revenues (expenses)	<u>54,789,500</u>	<u>24,088,708</u>	<u>(30,700,792)</u>
Net change in fund balance	(6,994,742)	(28,347,310)	(21,352,568)
Fund balance (deficit) at beginning of year	(29,182,747)	(29,182,747)	-
Prior year encumbrances appropriated	51,698,946	51,698,946	-
Fund balance (deficit) at end of year	<u>\$ 15,521,457</u>	<u>\$ (5,831,111)</u>	<u>\$(21,352,568)</u>

CITY OF CANTON
STARK COUNTY, OHIO
SCHEDULE OF REVENUES, EXPENDITURES, AND CHANGES IN
FUND BALANCE - BUDGET AND ACTUAL (NON-GAAP BUDGETARY BASIS)
SEWER OPERATING FUND
FOR THE YEAR ENDED DECEMBER 31, 2023

	Final Budget	Actual	Variance with Final Budget Positive (Negative)
Revenues:			
Charges for services	\$ 22,040,000	\$ 22,821,991	\$ 781,991
Intergovernmental	2,850,000	-	(2,850,000)
Licenses, permits, and fees	20,000	12,750	(7,250)
Rental income	-	10,998	10,998
Other	90,000	7,479,956	7,389,956
Total revenues	25,000,000	30,325,695	5,325,695
Expenses:			
Personal services	8,460,238	6,919,715	1,540,523
Materials and supplies	3,120,718	2,464,754	655,964
Contractual services	15,404,783	9,419,944	5,984,839
Capital outlay	21,764,352	17,341,633	4,422,719
Claims	750,879	78,885	671,994
Other	269,838	123,647	146,191
Debt service:			
Principal retirement	3,709,289	3,030,807	678,482
Interest and fiscal charges	1,958,376	1,587,731	370,645
Total expenses	55,438,473	40,967,116	14,471,357
Excess of expenses over revenues	(30,438,473)	(10,641,421)	19,797,052
Nonoperating revenues (expenses):			
Loan proceeds - OWDA	16,110,926	3,663,279	(12,447,647)
Sale of assets	-	27,936	27,936
Transfer in	1,500,000	1,520,000	20,000
Transfer (out)	(1,553,300)	(1,553,300)	-
Capital contributions	881,000	-	(881,000)
Total nonoperating revenues (expenses)	16,938,626	3,657,915	(13,280,711)
Net change in fund balance	(13,499,847)	(6,983,506)	6,516,341
Fund balance at beginning of year	8,901,021	8,901,021	-
Prior year encumbrances appropriated	14,153,163	14,153,163	-
Fund balance at end of year	\$ 9,554,337	\$ 16,070,678	\$ 6,516,341

CITY OF CANTON
STARK COUNTY, OHIO
SCHEDULE OF REVENUES, EXPENDITURES, AND CHANGES IN
FUND BALANCE - BUDGET AND ACTUAL (NON-GAAP BUDGETARY BASIS)
REFUSE OPERATING FUND
FOR THE YEAR ENDED DECEMBER 31, 2023

	Final Budget	Actual	Variance with Final Budget Positive (Negative)
Revenues:			
Charges for services	\$ 8,969,250	\$ 9,120,605	\$ 151,355
Investment income	-	480,528	480,528
Operating grants	-	42,090	42,090
Other	50,000	77,624	27,624
Total revenues	<u>9,019,250</u>	<u>9,720,847</u>	<u>701,597</u>
Expenses:			
Personal services	5,126,590	4,518,388	608,202
Materials and supplies	483,310	439,084	44,226
Contractual services	3,588,772	3,458,318	130,454
Capital outlay	10,630,039	8,110,625	2,519,414
Claims	13,303	7,282	6,021
Other	30,930	25,853	5,077
Debt service:			
Principal retirement	679,818	678,571	1,247
Interest and fiscal charges	338,012	339,254	(1,242)
Total expenses	<u>20,890,774</u>	<u>17,577,375</u>	<u>3,313,399</u>
Excess of expenses over revenues	<u>(11,871,524)</u>	<u>(7,856,528)</u>	<u>4,014,996</u>
Nonoperating revenues (expenses):			
Sale of assets	-	(3,038)	(3,038)
Transfer (out)	(50,000)	(50,000)	-
Total nonoperating revenues (expenses)	<u>(50,000)</u>	<u>(53,038)</u>	<u>(3,038)</u>
Net change in fund balance	(11,921,524)	(7,909,566)	4,011,958
Fund balance at beginning of year	10,849,619	10,849,619	-
Prior year encumbrances appropriated	1,919,759	1,919,759	-
Fund balance at end of year	<u>\$ 847,854</u>	<u>\$ 4,859,812</u>	<u>\$ 4,011,958</u>

**CITY OF CANTON
STARK COUNTY, OHIO**

Fund Descriptions - Non Major Enterprise Fund

Enterprise funds may be used to account for any activity for which a fee is charged to external users for goods or services.

The City operates one Nonmajor Enterprise Fund:

Building Code Fund

The building code enterprise fund accounts for the provision of license and permit fees collection related to the enforcement of the city building code.

The budgetary statement is only shown, since the building code fund is the City's only nonmajor enterprise fund.

CITY OF CANTON
STARK COUNTY, OHIO
SCHEDULE OF REVENUES, EXPENDITURES, AND CHANGES IN
FUND BALANCE - BUDGET AND ACTUAL (NON-GAAP BUDGETARY BASIS)
BUILDING CODE FUND
FOR THE YEAR ENDED DECEMBER 31, 2023

	Final Budget	Actual	Variance with Final Budget Positive (Negative)
Revenues:			
Charges for services	\$ -	\$ 1,151,713	\$ 1,151,713
Licenses, permits, and fees	2,485,000	1,320,110	(1,164,890)
Other	15,000	115,786	100,786
Intergovernmental	-	32,266	32,266
Total revenues	<u>2,500,000</u>	<u>2,619,875</u>	<u>119,875</u>
Expenses:			
Personal services	1,794,002	1,632,171	161,831
Materials and supplies	96,252	86,720	9,532
Contractual services	1,393,940	1,356,915	37,025
Capital outlay	16,871	15,158	1,713
Claims	36,750	22,896	13,854
Other	13,580	5,625	7,955
Debt service:			
Principal retirement	4,211	4,153	58
Interest and fiscal charges	1,066	748	318
Total expenses	<u>3,356,672</u>	<u>3,124,386</u>	<u>232,286</u>
Excess of expenses over revenues	<u>(856,672)</u>	<u>(504,511)</u>	<u>352,161</u>
Nonoperating revenues:			
Sale of assets	-	650	650
Total nonoperating revenues	<u>-</u>	<u>650</u>	<u>650</u>
Net change in fund balance	(856,672)	(503,861)	352,811
Fund balance at beginning of year	1,233,819	1,233,819	-
Prior year encumbrances appropriated	241,739	241,739	-
Fund balance at end of year	<u>\$ 618,886</u>	<u>\$ 971,697</u>	<u>\$ 352,811</u>

**CITY OF CANTON
STARK COUNTY, OHIO**

Fund Description - Internal Service Funds

Internal Service Funds are established to account for the financing of services provided by one department or agency to other departments or agencies of the City on a cost-reimbursement basis.

Workers' Compensation Retrospective Fund

To account for the charges to the operating funds on a percentage of payroll basis and the payment of premiums and claims under the retrospective rating plan as provided by the Ohio Bureau of Workers' Compensation.

Health Insurance Fund

To account for charges to the operating funds on a per employee basis for the health and hospitalization self insurance, eye and dental insurance and for payments to AFSCME for the unions' administered employees' eye and dental premiums. This fund also pays the salaries and fringe benefits of the employees responsible for administering and processing claims.

Compensated Absences Claim Fund

To account for charges to the operating funds on a per employee basis for the claims associated with and mandated by local and state fringe benefit provisions including accumulated sick time, continuing disability, banked vacation, and termination pay.

Vehicle Self Insurance Fund

To account for charges to the operating funds on a per fund basis for the claims associated with a vehicle self insurance fund. This fund is included in the general fund (GAAP basis), but has a separate legally adopted budget (budget basis). This fund is not included in the combining statements for the internal service funds since it is reported in the general fund (GAAP basis); however, the budgetary schedule for this fund is presented in this section.

Motor Vehicles Department Fund

To account for charges to the operating funds on a per fund basis for the department of motor vehicles. This fund is included in the general fund (GAAP basis), but has a separate legally adopted budget (budget basis). This fund is not included in the combining statements for the internal service funds since it is reported in the general fund (GAAP basis); however, the budgetary schedule for this fund is presented in this section.

CITY OF CANTON
STARK COUNTY, OHIO
COMBINING STATEMENT OF NET POSITION
INTERNAL SERVICE FUNDS
DECEMBER 31, 2023

	<u>Workers' Compensation Retrospective</u>	<u>Health Insurance</u>	<u>Compensated Absences Claim</u>	<u>Total Nonmajor Internal Service</u>
Assets:				
Current assets:				
Equity in pooled cash and cash equivalents	\$ 2,625,879	\$ 1,410,218	\$ 447,024	\$ 4,483,121
Receivables:				
Accounts	-	1,439,802	183,563	1,623,365
Prepayments	1,050	2,362	67,657	71,069
Due from other funds	-	-	81,751	81,751
Due from other governments	22,077	6,630	-	28,707
Due from component unit	79,618	9,353	-	88,971
Total assets	<u>\$ 2,728,624</u>	<u>\$ 2,868,365</u>	<u>\$ 779,995</u>	<u>\$ 6,376,984</u>
Liabilities:				
Current liabilities:				
Accounts payable	\$ 146,840	\$ 293,108	\$ 333	\$ 440,281
Payroll withholding payable	1,163	2,595	59,654	63,412
Accrued wages and benefits payable	2,431	4,965	136,877	144,273
Due to other governments	375	767	21,148	22,290
Compensated absences payable	-	-	2,414,557	2,414,557
Claims payable	493,642	196,087	-	689,729
Total current liabilities	<u>644,451</u>	<u>497,522</u>	<u>2,632,569</u>	<u>3,774,542</u>
Non-current liabilities:				
Compensated absences payable	-	-	6,265,872	6,265,872
Claims payable	1,175,498	-	-	1,175,498
Total non-current liabilities	<u>1,175,498</u>	<u>-</u>	<u>6,265,872</u>	<u>7,441,370</u>
Total liabilities	<u>1,819,949</u>	<u>497,522</u>	<u>8,898,441</u>	<u>11,215,912</u>
Net position:				
Unrestricted (deficit)	<u>\$ 908,675</u>	<u>\$ 2,370,843</u>	<u>\$ (8,118,446)</u>	<u>\$ (4,838,928)</u>

CITY OF CANTON
STARK COUNTY, OHIO
 COMBINING STATEMENT OF REVENUES,
 EXPENSES AND CHANGES IN NET POSITION
 INTERNAL SERVICE FUNDS
 FOR THE YEAR ENDED DECEMBER 31, 2023

	Workers' Compensation Retrospective	Health Insurance	Compensated Absences Claim	Total Nonmajor Internal Service
Operating revenues:				
Charges for services	\$ 1,103,827	\$ 13,212,896	\$ 4,365,671	\$ 18,682,394
Other	331,757	5,271,327	16,969	5,620,053
Total operating revenues	<u>1,435,584</u>	<u>18,484,223</u>	<u>4,382,640</u>	<u>24,302,447</u>
Operating expenses:				
Personal services	235,315	197,402	165,221	597,938
Contract services	138,112	1,230,489	9,380	1,377,981
Materials and supplies	-	10,831	-	10,831
Benefit claims and expenses	-	-	4,965,445	4,965,445
Insurance claims and expenses	1,207,272	14,281,774	-	15,489,046
Other	3,090	274	-	3,364
Total operating expenses	<u>1,583,789</u>	<u>15,720,770</u>	<u>5,140,046</u>	<u>22,444,605</u>
Operating income (loss)	<u>(148,205)</u>	<u>2,763,453</u>	<u>(757,406)</u>	<u>1,857,842</u>
Transfer in	-	-	50,000	50,000
Change in net position	(148,205)	2,763,453	(707,406)	1,907,842
Net position (deficit) at beginning of year	1,056,880	(392,610)	(7,411,040)	(6,746,770)
Net position (deficit) at end of year	<u>\$ 908,675</u>	<u>\$ 2,370,843</u>	<u>\$ (8,118,446)</u>	<u>\$ (4,838,928)</u>

CITY OF CANTON
STARK COUNTY, OHIO
COMBINING STATEMENT OF CASH FLOWS
INTERNAL SERVICE FUNDS
FOR THE YEAR ENDED DECEMBER 31, 2023

	Workers' Compensation Retrospective	Health Insurance	Compensated Absences Claim	Total Nonmajor Internal Service
Cash flows from operating activities:				
Cash received from charges for services	\$ 1,103,827	\$ 13,212,896	\$ 4,365,671	\$ 18,682,394
Cash received from other operations	331,811	5,017,380	-	5,349,191
Cash payments for personal services	(87,945)	(192,020)	11,633	(268,332)
Cash payments for contractual services	(138,112)	(1,230,489)	(9,380)	(1,377,981)
Cash payments for materials and supplies	-	(10,831)	-	(10,831)
Cash payments for insurance claims	(1,202,598)	(16,989,579)	-	(18,192,177)
Cash payments for benefits claims	-	-	(4,310,199)	(4,310,199)
Cash payments for other expenses	(3,090)	(274)	-	(3,364)
Net cash provided by (used in) operating activities	3,893	(192,917)	57,725	(131,299)
Cash flows from noncapital financial activities:				
Cash received from transfers in	-	-	50,000	50,000
Net increase (decrease) in cash and cash equivalents	3,893	(192,917)	107,725	(81,299)
Cash and cash equivalents at beginning of year	2,621,986	1,603,135	339,299	4,564,420
Cash and cash equivalents at end of year	<u>\$ 2,625,879</u>	<u>\$ 1,410,218</u>	<u>\$ 447,024</u>	<u>\$ 4,483,121</u>
Reconciliation of operating income (loss) to net cash provided by (used in) operating activities:				
Operating income (loss)	\$ (148,205)	\$ 2,763,453	\$ (757,406)	\$ 1,857,842
Changes in assets and liabilities:				
(Increase) in accounts receivable	-	(253,947)	(16,969)	(270,916)
Decrease in due from other governments	54	-	-	54
Decrease in due from other funds	-	-	26,531	26,531
Decrease in due from component unit	4,674	26,994	-	31,668
(Increase) decrease in prepayments	287	(606)	6,863	6,544
Increase (decrease) in accounts payable	144,505	(2,205,298)	333	(2,060,460)
Increase (decrease) in accrued wages and benefits	2,431	(103)	59,095	61,423
Increase (decrease) in due to other governments	14	(16)	9,131	9,129
Increase in payroll withholding payable	133	256	11,633	12,022
Increase in compensated absences payable	-	-	718,514	718,514
(Decrease) in claims payable	-	(523,650)	-	(523,650)
Net cash provided by (used in) operating activities	<u>\$ 3,893</u>	<u>\$ (192,917)</u>	<u>\$ 57,725</u>	<u>\$ (131,299)</u>

CITY OF CANTON
STARK COUNTY, OHIO
 SCHEDULE OF REVENUES, EXPENDITURES, AND CHANGES IN
 FUND BALANCE - BUDGET AND ACTUAL (NON-GAAP BUDGETARY BASIS)
 WORKERS' COMPENSATION RETROSPECTIVE FUND
 FOR THE YEAR ENDED DECEMBER 31, 2023

	Final Budget	Actual	Variance with Final Budget Positive (Negative)
Revenues:			
Charges for services	\$ 1,000,000	\$ 1,103,827	\$ 103,827
Other	200,000	331,811	131,811
Total revenues	<u>1,200,000</u>	<u>1,435,638</u>	<u>235,638</u>
Expenses:			
Personal services	120,281	88,078	32,203
Materials and supplies	2,850	-	2,850
Contractual services	245,131	187,046	58,085
Insurance claims and expenses	1,501,910	1,202,598	299,312
Other	4,290	3,090	1,200
Total expenses	<u>1,874,462</u>	<u>1,480,812</u>	<u>393,650</u>
Net change in fund balance	(674,462)	(45,174)	629,288
Fund balance at beginning of year	2,578,782	2,578,782	-
Prior year encumbrances appropriated	42,174	42,174	-
Fund balance at end of year	<u><u>\$ 1,946,494</u></u>	<u><u>\$ 2,575,782</u></u>	<u><u>\$ 629,288</u></u>

CITY OF CANTON
STARK COUNTY, OHIO
 SCHEDULE OF REVENUES, EXPENDITURES, AND CHANGES IN
 FUND BALANCE - BUDGET AND ACTUAL (NON-GAAP BUDGETARY BASIS)
 HEALTH INSURANCE FUND
 FOR THE YEAR ENDED DECEMBER 31, 2023

	Final Budget	Actual	Variance with Final Budget Positive (Negative)
Revenues:			
Charges for services	\$ 14,000,000	\$ 13,212,896	\$ (787,104)
Other	4,000,000	5,017,380	1,017,380
Total revenues	<u>18,000,000</u>	<u>18,230,276</u>	<u>230,276</u>
Expenses:			
Personal services	226,351	192,276	34,075
Materials and supplies	12,500	12,000	500
Contractual services	1,745,505	1,730,218	15,287
Insurance claims and expenses	17,602,161	17,601,411	750
Other	2,689	300	2,389
Total expenses	<u>19,589,206</u>	<u>19,536,205</u>	<u>53,001</u>
Net change in fund balance	(1,589,206)	(1,305,929)	283,277
Fund balance at beginning of year	1,314,258	1,314,258	-
Prior year encumbrances appropriated	286,538	286,538	-
Fund balance at end of year	<u><u>\$ 11,590</u></u>	<u><u>\$ 294,867</u></u>	<u><u>\$ 283,277</u></u>

CITY OF CANTON
STARK COUNTY, OHIO
SCHEDULE OF REVENUES, EXPENDITURES, AND CHANGES IN
FUND BALANCE - BUDGET AND ACTUAL (NON-GAAP BUDGETARY BASIS)
COMPENSATED ABSENCES CLAIM FUND
FOR THE YEAR ENDED DECEMBER 31, 2023

	<u>Final Budget</u>	<u>Actual</u>	<u>Variance with Final Budget Positive (Negative)</u>
Revenues:			
Charges for services	\$ 4,090,000	\$ 4,365,671	\$ 275,671
Other	110,000	-	(110,000)
Total revenues	<u>4,200,000</u>	<u>4,365,671</u>	<u>165,671</u>
Expenses:			
Personal services	4,471,278	4,310,199	161,079
Contractual services	20,000	9,380	10,620
Total expenses	<u>4,491,278</u>	<u>4,319,579</u>	<u>171,699</u>
Excess of revenues over (under) expenditures	(291,278)	46,092	337,370
Other financing sources:			
Transfers in	-	50,000	50,000
Total other financing sources	<u>-</u>	<u>50,000</u>	<u>50,000</u>
Net change in fund balance	(291,278)	96,092	387,370
Fund balance at beginning of year	291,278	291,278	-
Fund balance at end of year	<u>\$ -</u>	<u>\$ 387,370</u>	<u>\$ 387,370</u>

CITY OF CANTON
STARK COUNTY, OHIO
SCHEDULE OF REVENUES, EXPENDITURES, AND CHANGES IN
FUND BALANCE - BUDGET AND ACTUAL (NON-GAAP BUDGETARY BASIS)
VEHICLE SELF INSURANCE FUND
FOR THE YEAR ENDED DECEMBER 31, 2023

	Final Budget	Actual	Variance with Final Budget Positive (Negative)
Revenues:			
Interest	\$ -	\$ 300	\$ 300
Other	25,000	37,716	12,716
Total revenues	<u>25,000</u>	<u>38,016</u>	<u>13,016</u>
Expenses:			
Personal services	36,205	34,113	2,092
Contractual services	112,750	104,914	7,836
Insurance claim expenses	517,040	509,527	7,513
Total expenses	<u>665,995</u>	<u>648,554</u>	<u>17,441</u>
Excess of expenses over revenues	<u>(640,995)</u>	<u>(610,538)</u>	<u>30,457</u>
Nonoperating revenue:			
Transfers in	<u>275,000</u>	<u>337,300</u>	<u>62,300</u>
Net change in fund balance	(365,995)	(273,238)	92,757
Fund balance at beginning of year	204,741	204,741	-
Prior year encumbrances appropriated	<u>163,715</u>	<u>163,715</u>	<u>-</u>
Fund balance at end of year	<u>\$ 2,461</u>	<u>\$ 95,218</u>	<u>\$ 92,757</u>

CITY OF CANTON
STARK COUNTY, OHIO
SCHEDULE OF REVENUES, EXPENDITURES, AND CHANGES IN
FUND BALANCE - BUDGET AND ACTUAL (NON-GAAP BUDGETARY BASIS)
MOTOR VEHICLES DEPARTMENT FUND
FOR THE YEAR ENDED DECEMBER 31, 2023

	Final Budget	Actual	Variance with Final Budget Positive (Negative)
Revenues:			
Charges for services	\$ 3,288,000	\$ 3,231,875	\$ (56,125)
Other	112,000	123,940	11,940
Total revenues	<u>3,400,000</u>	<u>3,355,815</u>	<u>(44,185)</u>
Expenses:			
Personal services	1,406,719	1,323,219	83,500
Materials and supplies	1,435,937	1,416,487	19,450
Contractual services	1,031,101	1,024,636	6,465
Capital outlay	18,699	14,809	3,890
Insurance claim expenses	-	-	-
Other	11,268	11,090	178
Total expenses	<u>3,903,724</u>	<u>3,790,241</u>	<u>113,483</u>
Net change in fund balance	(503,724)	(434,426)	69,298
Fund balance at beginning of year	274,804	274,804	-
Prior year encumbrances appropriated	474,036	474,036	-
Fund balance at end of year	<u>\$ 245,116</u>	<u>\$ 314,414</u>	<u>\$ 69,298</u>

**CITY OF CANTON
STARK COUNTY, OHIO**

Fund Descriptions - Fiduciary Funds

Fiduciary funds are used to account for assets held by the City in a trustee capacity, or as an agent for individuals, private organizations, other governmental units, and/or funds. The following are the City's fiduciary fund types:

Custodial Funds

Custodial funds do not recognize revenues or expenditures, only changes in assets and liabilities. These funds are used to record the collection and payment of refundable deposits, taxes collected for other governments, and municipal court.

Downtown Special Improvement District Fund:

To keep track of property taxes collect by the City for a Special Improvement District. Once the City receives the money it is immediately reimbursed to the board of the district.

Building Department State Assessment Fund:

To account for assessments that are collected by the City on building projects on behalf of the state.

Jackson-Canton JEDD Fund:

To account for the receipt and disbursement of JEDD income taxes.

Municipal Court Fund:

To account for municipal court activities, including the civil division and trusteeship accounts not currently reflected on the City's records.

**CITY OF CANTON
STARK COUNTY, OHIO**

COMBINING STATEMENT OF FIDUCIARY NET POSITION
CUSTODIAL FUNDS
DECEMBER 31, 2023

	Downtown Special Improvement District Fund	Building Department State Assesment Fund	Jackson - Canton JEDD Fund	Municipal Court Fund
Assets:				
Equity in pooled cash and cash equivalents	\$ -	\$ 1,057	\$ 930,504	\$ -
Cash in segregated accounts	-	-	-	140,618
Receivables (net of allowances for uncollectibles):				
Accounts	9,163	-	-	-
Total assets	\$ 9,163	\$ 1,057	\$ 930,504	\$ 140,618
Liabilities:				
Due to other governments	\$ -	\$ -	\$ -	\$ 140,618
Total liabilities	-	-	-	140,618
Net position:				
Restricted for individuals, organizations and other governments	9,163	1,057	930,504	-
Total net position	\$ 9,163	\$ 1,057	\$ 930,504	\$ -

<u>Total</u>	
\$	931,561
	140,618
	<u>9,163</u>
\$	<u>1,081,342</u>
\$	<u>140,618</u>
	<u>140,618</u>
	 <u>940,724</u>
\$	<u><u>940,724</u></u>

**CITY OF CANTON
STARK COUNTY, OHIO**

COMBINING STATEMENT OF CHANGES IN FIDUCIARY NET POSITION
CUSTODIAL FUNDS
FOR THE YEAR ENDED DECEMBER 31, 2023

	Downtown Special Improvement District Fund	Building Department State Assesment Fund	Jackson - Canton JEDD Fund	Municipal Court Fund
Additions:				
Fines and forfeitures for other governments	\$ -	\$ 16,753	\$ -	\$ 1,055,270
Property tax collection for other governments	272,149	-	1,646,061	-
Total additions	<u>272,149</u>	<u>16,753</u>	<u>1,646,061</u>	<u>1,055,270</u>
Deductions:				
Fines and forfeitures distributions to other governments	-	16,491	-	1,055,270
Property tax distributions to other governments	270,298	-	762,541	-
Total deductions	<u>270,298</u>	<u>16,491</u>	<u>762,541</u>	<u>1,055,270</u>
Net change in fiduciary net position	1,851	262	883,520	-
Net position beginning of year	<u>7,312</u>	<u>795</u>	<u>46,984</u>	<u>-</u>
Net position end of year	<u>\$ 9,163</u>	<u>\$ 1,057</u>	<u>\$ 930,504</u>	<u>\$ -</u>

Total	
\$	1,072,023
	<u>1,918,210</u>
	<u>2,990,233</u>
	1,071,761
	<u>1,032,839</u>
	<u>2,104,600</u>
	885,633
	55,091
\$	<u><u>940,724</u></u>

THIS PAGE IS INTENTIONALLY LEFT BLANK.



CANTON, OHIO

STATISTICAL
City of Canton, Ohio

**CITY OF CANTON
STARK COUNTY, OHIO
STATISTICAL SECTION**

This part of the City of Canton, Ohio's Annual Comprehensive Financial Report presents detailed information as a context for understanding what the information in the financial statements, note disclosures, and required supplementary information says about the City's overall financial health.

<u>Contents</u>	<u>Page</u>
Financial Trends	S1 - S10
These schedules contain trend information to help the reader understand how the City's financial performance and well-being have changed over time.	
Revenue Capacity	S11 - S12
These schedules contain information to help the reader assess the City's most significant local revenue sources, municipal income taxes.	
Debt Capacity	S13 - S23
These schedules present information to help the reader assess the affordability of the City's current levels of outstanding debt and the City's ability to issue additional debt in the future.	
Demographic and Economic Information	S24 - S25
These schedules offer demographic and economic indicators to help the reader understand the environment within which the City's financial activities take place.	
Operating Information	S27 - S32
These schedules contain service and infrastructure data to help the reader understand how the information in the City's financial report relates to the services the City provides and the activities it performs.	

Sources: Unless otherwise noted, the information in these schedules is derived from the Annual Comprehensive Financial Reports for the relevant year.

CITY OF CANTON
STARK COUNTY, OHIO
NET POSITION BY COMPONENT
LAST TEN YEARS
(ACCRUAL BASIS OF ACCOUNTING)

	2023	2022	2021	2020
Governmental Activities				
Net investment in capital assets	\$ 192,130,050	\$ 178,451,100	\$ 167,834,977	\$ 161,172,446
Restricted	38,226,871	34,498,690	28,252,221	22,180,996
Unrestricted	(47,728,420)	(52,069,315)	(53,780,403)	(72,489,858)
Total Governmental Activities Net Position	<u>\$ 182,628,501</u>	<u>\$ 160,880,475</u>	<u>\$ 142,306,795</u>	<u>\$ 110,863,584</u>
Business-Type Activities				
Net investment in capital assets	\$ 155,843,516	\$ 141,966,953	\$ 129,989,301	\$ 121,744,301
Restricted	256,910	-	-	-
Unrestricted	52,928,535	43,721,692	35,503,382	23,103,692
Total Business-Type Activities Net Position	<u>\$ 209,028,961</u>	<u>\$ 185,688,645</u>	<u>\$ 165,492,683</u>	<u>\$ 144,847,993</u>
Primary Government				
Net investment in capital assets	\$ 347,973,566	\$ 320,418,053	\$ 297,824,278	\$ 282,916,747
Restricted	38,483,781	34,498,690	28,252,221	22,180,996
Unrestricted	5,200,115	(8,347,623)	(18,277,021)	(49,386,166)
Total Primary Government Net Position	<u>\$ 391,657,462</u>	<u>\$ 346,569,120</u>	<u>\$ 307,799,478</u>	<u>\$ 255,711,577</u>

Note: The City has implemented GASB Statements No. 75 in fiscal year 2018 and restated fiscal year 2017.

2019	2018	2017	2016	2015	2014
\$ 148,563,517	\$ 134,323,608	\$ 127,232,203	\$ 120,105,838	\$ 114,318,575	\$ 106,702,688
26,137,839	19,608,510	20,359,389	17,870,574	21,643,804	19,038,897
(76,901,325)	(118,676,629)	(119,444,515)	(63,674,938)	(62,270,207)	10,069,695
<u>\$ 97,800,031</u>	<u>\$ 35,255,489</u>	<u>\$ 28,147,077</u>	<u>\$ 74,301,474</u>	<u>\$ 73,692,172</u>	<u>\$ 135,811,280</u>
\$ 109,824,923	\$ 93,402,528	\$ 80,091,786	\$ 81,244,719	\$ 75,533,187	\$ 70,635,102
-	-	-	-	-	-
20,788,924	27,255,096	34,552,456	37,500,121	33,635,250	42,265,775
<u>\$ 130,613,847</u>	<u>\$ 120,657,624</u>	<u>\$ 114,644,242</u>	<u>\$ 118,744,840</u>	<u>\$ 109,168,437</u>	<u>\$ 112,900,877</u>
\$ 258,388,440	\$ 227,726,136	\$ 207,323,989	\$ 201,350,557	\$ 189,851,762	\$ 177,337,790
26,137,839	19,608,510	20,359,389	17,870,574	21,643,804	19,038,897
(56,112,401)	(91,421,533)	(84,892,059)	(26,174,817)	(28,634,957)	52,335,470
<u>\$ 228,413,878</u>	<u>\$ 155,913,113</u>	<u>\$ 142,791,319</u>	<u>\$ 193,046,314</u>	<u>\$ 182,860,609</u>	<u>\$ 248,712,157</u>

CITY OF CANTON
STARK COUNTY, OHIO
CHANGES IN NET POSITION
LAST TEN YEARS
(ACCRUAL BASIS OF ACCOUNTING)

	2023	2022	2021	2020
Expenses				
<i>Governmental activities:</i>				
General government	\$ 40,990,971	\$ 40,714,866	\$ 22,317,191	\$ 37,839,708
Security of persons and property	55,970,830	44,618,910	41,486,099	46,358,477
Public health	-	-	-	-
Transportation	13,102,042	13,551,460	11,401,192	14,268,076
Community environment	7,471,847	9,865,516	6,954,076	6,898,548
Leisure time activities	12,586,099	9,510,403	6,468,004	6,886,494
Economic development	-	-	-	-
Interest and fiscal charges	374,032	170,842	353,183	403,843
<i>Total governmental activities expenses</i>	<u>130,495,821</u>	<u>118,431,997</u>	<u>88,979,745</u>	<u>112,655,146</u>
<i>Business-type activities:</i>				
Water	18,256,489	16,894,983	12,911,295	13,087,071
Sewer	17,680,415	16,000,819	14,385,898	17,151,513
Refuse	8,165,026	6,679,839	6,197,967	7,250,380
Building	3,100,255	2,872,417	1,358,349	2,556,414
<i>Total business-type activities expenses</i>	<u>47,202,185</u>	<u>42,448,058</u>	<u>34,853,509</u>	<u>40,045,378</u>
Total Primary Government Expenses	<u>\$ 177,698,006</u>	<u>\$ 160,880,055</u>	<u>\$ 123,833,254</u>	<u>\$ 152,700,524</u>
Program Revenues				
<i>Governmental activities:</i>				
Charges for services:				
EMS charges	\$ 2,719,299	\$ 2,718,013	\$ 2,629,583	\$ 2,631,301
Leisure time activities	-	405,658	226,264	173,710
Licenses, permits, and fees	787,237	830,279	1,093,708	719,466
Municipal court revenue	2,791,360	2,736,548	3,033,295	2,648,132
Other activities	7,111,494	7,473,964	6,903,017	8,510,162
Operating grants and contributions	22,764,021	25,982,859	14,568,356	25,512,200
Capital grants and contributions	6,391,938	2,000,615	2,698,851	3,851,157
<i>Total governmental activities program revenues</i>	<u>42,565,349</u>	<u>42,147,936</u>	<u>31,153,074</u>	<u>44,046,128</u>
<i>Business-type activities:</i>				
Charges for services:				
Water	22,986,470	21,619,262	21,088,086	20,404,573
Sewer	22,761,820	24,757,953	17,157,453	17,782,401
Refuse	9,170,234	8,489,066	8,242,411	7,605,258
Building	1,157,944	2,394,724	2,763,981	2,296,302
Operating grants and contributions	43,692	38,957	44,338	62,891
Capital grants and contributions	4,822,356	4,950,585	6,016,766	5,337,330
<i>Total business-type activities program revenues</i>	<u>60,942,516</u>	<u>62,250,547</u>	<u>55,313,035</u>	<u>53,488,755</u>
Total Primary Government Program Revenues	<u>\$ 103,507,865</u>	<u>\$ 104,398,483</u>	<u>\$ 86,466,109</u>	<u>\$ 97,534,883</u>

	2019	2018	2017	2016	2015	2014
\$	28,025,343	\$ 23,835,090	\$ 20,575,714	\$ 21,401,267	\$ 20,813,879	\$ 19,609,570
	8,837,144	51,177,610	42,659,988	45,317,984	42,879,044	38,759,803
	1,232,398	9,104,599	7,188,358	6,627,161	6,186,052	6,196,761
	12,622,505	13,157,017	10,885,075	14,177,868	14,538,968	12,065,377
	5,321,317	6,073,153	8,408,420	6,829,268	12,051,165	8,106,584
	6,667,334	5,396,449	5,003,179	3,703,459	3,417,987	3,549,040
	-	-	-	-	263,186	-
	458,779	832,149	412,469	361,969	386,900	442,388
	<u>63,164,820</u>	<u>109,576,067</u>	<u>95,133,203</u>	<u>98,418,976</u>	<u>100,537,181</u>	<u>88,729,523</u>
	17,040,979	18,111,531	17,763,510	14,639,812	14,174,629	15,387,377
	15,504,917	17,822,870	17,427,064	12,423,601	14,155,798	12,796,231
	7,391,458	6,739,833	6,717,023	6,892,183	6,354,269	6,257,256
	2,560,417	2,222,500	1,903,631	1,768,265	-	-
	<u>42,497,771</u>	<u>44,896,734</u>	<u>43,811,228</u>	<u>35,723,861</u>	<u>34,684,696</u>	<u>34,440,864</u>
\$	<u>105,662,591</u>	<u>\$ 154,472,801</u>	<u>\$ 138,944,431</u>	<u>\$ 134,142,837</u>	<u>\$ 135,221,877</u>	<u>\$ 123,170,387</u>
\$	2,465,507	\$ 2,271,759	\$ 1,879,750	\$ 1,721,128	\$ 954,809	\$ 2,963,877
	183,892	183,261	196,873	46,712	45,781	30,379
	779,435	824,804	706,182	1,083,886	1,499,109	1,512,407
	3,580,152	3,652,096	3,527,414	3,397,151	2,765,518	2,867,661
	7,274,893	7,505,583	7,762,803	4,821,212	8,727,538	7,497,735
	14,009,562	19,621,140	16,479,341	16,591,905	9,787,441	12,203,279
	9,479,469	8,231,824	6,972,483	11,438,948	13,910,356	5,755,827
	<u>37,772,910</u>	<u>42,290,467</u>	<u>37,524,846</u>	<u>39,100,942</u>	<u>37,690,552</u>	<u>32,831,165</u>
	19,654,394	19,153,280	18,460,579	17,025,059	17,576,612	15,545,481
	17,461,965	15,955,328	15,804,202	14,340,312	14,925,552	13,407,709
	7,399,720	5,817,983	5,787,333	5,849,351	5,762,077	5,962,885
	2,328,174	2,413,530	1,893,728	2,011,319	-	-
	25,514	75,606	78,591	47,971	121,130	69,919
	4,987,298	6,881,345	2,562,096	4,854,422	9,770	600,402
	<u>51,857,065</u>	<u>50,297,072</u>	<u>44,586,529</u>	<u>44,128,434</u>	<u>38,395,141</u>	<u>35,586,396</u>
\$	<u>89,629,975</u>	<u>\$ 92,587,539</u>	<u>\$ 82,111,375</u>	<u>\$ 83,229,376</u>	<u>\$ 76,085,693</u>	<u>\$ 68,417,561</u>

CITY OF CANTON
STARK COUNTY, OHIO
CHANGES IN NET POSITION (CONTINUED)
LAST TEN YEARS
(ACCRUAL BASIS OF ACCOUNTING)

	2023	2022	2021	2020
Net (Expenses)/Revenues				
Governmental Activities	\$ (87,930,472)	\$ (76,284,061)	\$ (57,826,671)	\$ (68,609,018)
Business-Type Activities	13,740,331	19,802,489	20,459,526	13,443,377
Total Primary Government				
Net Expense	<u>\$ (74,190,141)</u>	<u>\$ (56,481,572)</u>	<u>\$ (37,367,145)</u>	<u>\$ (55,165,641)</u>
General Revenues and				
Other Changes in Net Position				
<i>Governmental activities:</i>				
Taxes:				
Municipal income taxes	\$ 76,381,335	\$ 73,493,705	\$ 68,558,692	\$ 58,926,120
Property and other taxes	6,345,658	6,541,558	5,837,538	6,080,705
Grants and entitlements not				
restricted to specific programs	7,450,620	7,708,553	7,817,314	8,058,438
Payment in lieu of taxes	1,711,264	1,605,218	1,567,937	1,061,906
Other local taxes	1,619,772	980,112	547,978	164,500
Interest and investment earnings	6,028,379	(2,818,193)	(325,680)	1,193,887
Other	10,141,470	7,346,788	5,266,103	6,187,015
Proceeds on sale				
of capital assets	-	-	-	-
Transfers	-	-	-	-
<i>Total governmental activities</i>	<u>109,678,498</u>	<u>94,857,741</u>	<u>89,269,882</u>	<u>81,672,571</u>
<i>Business-type activities:</i>				
Interest and investment earnings	489,046	95,758	-	-
Other	9,110,939	297,715	173,554	768,403
Gain on sale				
of capital assets	-	-	11,610	22,366
Transfers	-	-	-	-
<i>Total business-type activities</i>	<u>9,599,985</u>	<u>393,473</u>	<u>185,164</u>	<u>790,769</u>
Total Primary Government	<u>\$ 119,278,483</u>	<u>\$ 95,251,214</u>	<u>\$ 89,455,046</u>	<u>\$ 82,463,340</u>
Special Item				
<i>Governmental activities:</i>				
Transfer of operations to Board of Health	<u>\$ -</u>	<u>\$ -</u>	<u>\$ -</u>	<u>\$ -</u>
Change in Net Position				
Governmental activities	\$ 21,748,026	\$ 18,573,680	\$ 31,443,211	\$ 13,063,553
Business-type activities	23,340,316	20,195,962	20,644,690	14,234,146
<i>Total Primary Government</i>	<u>\$ 45,088,342</u>	<u>\$ 38,769,642</u>	<u>\$ 52,087,901</u>	<u>\$ 27,297,699</u>

	2019	2018	2017	2016	2015	2014
\$	(25,391,910)	\$ (67,285,600)	\$ (57,608,357)	\$ (59,318,034)	\$ (62,846,629)	\$ (55,898,358)
	9,359,294	5,400,338	775,301	8,404,573	3,710,445	1,145,532
	<u>(16,032,616)</u>	<u>(61,885,262)</u>	<u>(56,833,056)</u>	<u>(50,913,461)</u>	<u>(59,136,184)</u>	<u>(54,752,826)</u>
\$	63,689,354	\$ 53,456,724	\$ 50,015,065	\$ 44,357,696	\$ 45,014,757	\$ 50,699,714
	5,435,783	5,503,406	5,158,048	4,746,457	4,463,752	4,916,636
	7,090,245	7,116,496	7,470,873	6,728,791	6,815,424	5,040,384
	1,050,880	144,666	101,910	120,375	43,687	25,948
	534,451	661,955	89,096	-	-	-
	1,720,593	663,771	490,540	425,963	433,892	206,592
	4,020,169	6,846,994	4,549,880	4,057,189	-	2,906,503
	-	-	-	-	4,060,560	-
	-	-	-	(509,135)	-	-
	<u>83,541,475</u>	<u>74,394,012</u>	<u>67,875,412</u>	<u>59,927,336</u>	<u>60,832,072</u>	<u>63,795,777</u>
	-	-	-	-	-	-
	549,431	582,975	3,635,391	652,386	877,805	558,770
	47,498	30,069	15,353	10,309	(10,410)	35,942
	-	-	-	509,135	-	-
	<u>596,929</u>	<u>613,044</u>	<u>3,650,744</u>	<u>1,171,830</u>	<u>867,395</u>	<u>594,712</u>
\$	<u>84,138,404</u>	<u>\$ 75,007,056</u>	<u>\$ 71,526,156</u>	<u>\$ 61,099,166</u>	<u>\$ 61,699,467</u>	<u>\$ 64,390,489</u>
\$	<u>2,292,578</u>	<u>\$ -</u>	<u>\$ -</u>	<u>\$ -</u>	<u>\$ -</u>	<u>\$ -</u>
\$	60,442,143	\$ 7,108,412	\$ 10,267,055	\$ 609,302	\$ (2,014,557)	\$ 7,897,419
	9,956,223	6,013,382	4,426,045	9,576,403	4,577,840	1,740,244
\$	<u>70,398,366</u>	<u>\$ 13,121,794</u>	<u>\$ 14,693,100</u>	<u>\$ 10,185,705</u>	<u>\$ 2,563,283</u>	<u>\$ 9,637,663</u>

CITY OF CANTON
STARK COUNTY, OHIO
 FUND BALANCES, GOVERNMENTAL FUNDS
 LAST TEN YEARS
 (MODIFIED ACCRUAL BASIS OF ACCOUNTING)

	2023	2022	2021	2020
General Fund				
Nonspendable	\$ 5,566,808	\$ 5,503,210	\$ 5,454,906	\$ 2,440,352
Committed	886,471	921,504	1,124,147	794,194
Assigned	2,996,263	4,697,869	6,943,283	5,938,370
Unassigned	14,962,990	5,905,801	7,168,559	9,364,146
Total General Fund	<u>\$ 24,412,532</u>	<u>\$ 17,028,384</u>	<u>\$ 20,690,895</u>	<u>\$ 18,537,062</u>
All Other				
Governmental Funds				
Nonspendable	\$ 148,289	\$ 135,839	\$ 138,594	\$ 160,951
Restricted	33,405,241	30,428,643	21,074,330	14,988,302
Committed	14,170,365	13,531,008	13,009,480	10,385,373
Unassigned (deficit)	(1,013,260)	(1,708,238)	(458,910)	(440,286)
Total All Other				
Governmental Funds	<u>\$ 46,710,635</u>	<u>\$ 42,387,252</u>	<u>\$ 33,763,494</u>	<u>\$ 25,094,340</u>

2019	2018	2017	2016	2015	2014
\$ 510,065	\$ 464,494	\$ 459,000	\$ 471,541	\$ 409,573	\$ 400,706
741,790	1,051,732	1,166,310	1,091,198	836,374	772,068
1,524,342	1,637,333	1,227,262	-	-	3,471,995
10,801,876	3,173,724	-	(3,376,238)	(4,470,003)	1,435,402
<u>\$ 13,578,073</u>	<u>\$ 6,327,283</u>	<u>\$ 2,852,572</u>	<u>\$ (1,813,499)</u>	<u>\$ (3,224,056)</u>	<u>\$ 6,080,171</u>
\$ 46,195	\$ 37,174	\$ 38,603	\$ 36,881	\$ 102,984	\$ 130,508
19,099,477	16,698,662	13,268,417	13,633,249	12,525,422	10,153,844
8,341,151	8,055,997	7,485,097	6,374,838	4,479,326	4,044,125
(435,325)	(821,758)	(1,749,678)	(1,917,973)	(938,552)	(97,954)
<u>\$ 27,051,498</u>	<u>\$ 23,970,075</u>	<u>\$ 19,042,439</u>	<u>\$ 18,126,995</u>	<u>\$ 16,169,180</u>	<u>\$ 14,230,523</u>

CITY OF CANTON
STARK COUNTY, OHIO
CHANGES IN FUND BALANCES, GOVERNMENTAL FUNDS
LAST TEN YEARS
(MODIFIED ACCRUAL BASIS OF ACCOUNTING)

	2023	2022	2021	2020
Revenues:				
Property and other taxes	\$ 6,571,129	\$ 6,469,543	\$ 5,975,465	\$ 5,999,717
Municipal income taxes	76,062,442	73,101,195	68,914,401	59,595,993
Charges for services	11,779,460	12,459,237	12,816,065	13,006,250
Licenses, permits, and fees	666,462	737,869	880,440	823,752
Fines and forfeitures	509,471	433,050	295,276	269,024
Intergovernmental	23,695,044	25,300,657	14,158,831	21,040,432
Interest	6,535,817	(1,734,504)	(272,186)	1,229,348
Rental income	255,889	244,567	216,562	76,942
Contributions and donations	409,406	613,591	911,805	660,020
Operating grants	6,558,822	5,187,944	7,151,891	6,657,321
Capital grants	4,894,308	1,762,668	2,653,597	3,366,919
Payment in lieu of taxes	1,711,264	1,605,218	1,567,937	1,061,906
Other	7,574,906	6,207,688	4,722,788	4,338,222
Total revenues	147,224,420	132,388,723	119,992,872	118,125,846
Expenditures:				
General government	38,432,809	42,202,104	30,515,205	39,892,229
Security of persons and property	48,006,436	42,617,401	41,876,163	39,134,353
Public health	-	-	-	-
Transportation	9,226,804	9,022,213	6,617,322	7,524,053
Community environment	7,325,795	10,003,008	7,515,181	6,671,288
Leisure time activities	11,852,558	9,161,466	6,552,256	5,704,698
Capital outlay	20,086,484	16,283,146	14,286,893	15,951,093
Economic development	-	-	-	-
Debt service				
Principal	2,523,559	8,893,466	6,206,754	5,999,712
Interest and fiscal charges	382,755	265,051	353,373	415,897
Bond issuance costs	-	49,186	-	-
Total expenditures	137,837,200	138,497,041	113,923,147	121,293,323
Excess (deficiency) of revenues over (under) expenditures	9,387,220	(6,108,318)	6,069,725	(3,167,477)
Other financing sources (uses):				
Sale of assets	1,263,833	-	-	37,132
Bond issuance	-	7,249,186	-	-
Issuance of notes/loans/leases	1,106,478	4,245,379	4,753,262	6,632,176
Transfers in	12,690	223,846	192,998	782,338
Transfers out	(62,690)	(648,846)	(192,998)	(1,282,338)
Total other financing sources (uses)	2,320,311	11,069,565	4,753,262	6,169,308
Special item:				
Transfer of operations to Board of Health	-	-	-	-
Net change in fund balances	\$ 11,707,531	\$ 4,961,247	\$ 10,822,987	\$ 3,001,831
<i>Debt service as a percentage of noncapital expenditures</i>	2.66%	7.78%	6.63%	6.55%

2019	2018	2017	2016	2015	2014
\$ 5,632,268	\$ 5,269,540	\$ 5,209,704	\$ 4,481,612	\$ 4,316,978	\$ 4,192,204
62,602,915	53,880,960	49,666,607	45,247,080	46,693,386	48,536,712
12,826,300	11,989,243	11,980,318	11,607,591	11,038,335	11,414,960
880,594	1,245,021	1,164,527	945,545	1,499,109	1,530,879
461,489	789,067	603,176	569,407	463,574	427,981
11,226,345	10,730,164	11,059,243	10,338,129	10,575,834	8,827,418
1,741,967	696,345	511,078	413,629	426,685	206,936
85,667	82,107	96,253	73,504	69,812	54,916
611,324	199,163	35,736	267,628	29,356	2,984
7,514,991	15,254,021	13,051,518	12,285,017	8,855,961	9,381,059
8,039,240	9,561,286	6,071,653	10,405,265	13,546,094	5,514,695
1,050,880	144,666	101,910	120,375	43,687	25,948
3,124,164	3,492,385	1,899,292	2,064,772	1,971,568	1,860,401
115,798,144	113,333,968	101,451,015	98,819,554	99,530,379	91,977,093
23,541,894	20,752,447	17,550,219	19,467,660	19,845,271	18,764,120
41,788,214	41,818,175	37,561,425	37,688,666	40,092,514	37,200,157
1,133,420	8,343,159	6,288,435	6,124,178	5,976,475	6,002,662
5,202,623	6,431,466	4,358,155	5,553,419	6,540,963	4,487,506
5,055,249	5,884,420	8,182,275	6,689,550	12,031,983	8,087,672
5,342,993	4,331,273	3,894,076	2,857,130	2,685,847	2,759,895
23,674,315	15,302,467	18,790,506	14,745,973	20,336,052	15,709,827
-	-	-	-	263,186	-
6,076,322	7,230,906	5,288,125	5,893,021	3,000,277	3,095,171
465,901	652,771	403,894	370,289	375,133	453,690
-	-	-	-	-	-
112,280,931	110,747,084	102,317,110	99,389,886	111,147,701	96,560,700
3,517,213	2,586,884	(866,095)	(570,332)	(11,617,322)	(4,583,607)
44,735	6,533	70,168	31,257	78,017	97,758
-	-	-	-	-	-
7,854,000	6,308,930	8,127,442	3,907,447	4,173,735	1,136,617
12,639	55,335	367,442	40,000	80,000	-
(12,639)	(555,335)	(2,117,442)	(40,000)	(80,000)	-
7,898,735	5,815,463	6,447,610	3,938,704	4,251,752	1,234,375
(3,186,134)	-	-	-	-	-
\$ 8,229,814	\$ 8,402,347	\$ 5,581,515	\$ 3,368,372	\$ (7,365,570)	\$ (3,349,232)
7.50%	8.25%	6.79%	7.18%	3.63%	4.28%

CITY OF CANTON
STARK COUNTY, OHIO
INCOME TAX REVENUE BASE AND COLLECTIONS
LAST TEN YEARS
(CASH BASIS OF ACCOUNTING)

<u>Tax Year</u>	<u>Tax Rate (1)</u>	<u>Total Tax Collected</u>	<u>Taxes from Withholding</u>	<u>Percentage of Taxes from Withholding</u>	<u>Taxes from Corporations</u>	<u>Percentage of Taxes from Corporations</u>	<u>Taxes from Individuals</u>	<u>Percentage of Taxes from Individuals</u>	<u>Taxes From Delinquent Accounts</u>	<u>Percentage of Taxes from Delinquent Accounts</u>
2023	2.50%	\$ 75,149,746	\$ 54,263,669	72.21%	\$ 12,625,839	16.80%	\$ 4,967,057	6.61%	\$ 3,293,181	4.38%
2022	2.50%	71,726,333	53,879,845	75.12%	11,305,946	15.76%	4,729,656	6.59%	1,810,886	2.52%
2021	2.50%	64,300,111	49,499,826	76.98%	8,284,700	12.88%	4,698,385	7.31%	1,817,200	2.83%
2020	2.50%	57,668,168	47,097,188	81.67%	4,855,267	8.42%	4,246,654	7.36%	1,469,059	2.55%
2019	2.50%	64,723,178	50,232,415	77.61%	5,891,045	9.10%	5,558,594	8.59%	3,041,124	4.70%
2018	2.50%	54,531,663	42,906,957	78.68%	5,531,988	10.14%	3,619,871	6.64%	2,472,847	4.53%
2017	2.00%	53,106,892	39,776,565	74.90%	5,667,557	10.67%	3,535,200	6.66%	4,127,570	7.77%
2016	2.00%	51,223,298	38,385,018	74.94%	4,606,635	8.99%	3,352,182	6.54%	4,879,463	9.53%
2015	2.00%	46,385,997	36,254,046	78.16%	5,122,365	11.04%	3,131,067	6.75%	1,878,519	4.05%
2014	2.00%	49,024,719	38,010,089	77.53%	6,653,764	13.57%	2,641,532	5.39%	1,719,334	3.51%

(1) Rates may only be raised by obtaining the approval of a majority of the voters at a public election.

CITY OF CANTON
STARK COUNTY, OHIO
INCOME TAX FILERS BY INCOME LEVEL
TAX YEARS 2023 AND 2014

Tax Year 2023

Income Range	Number of Filers	Percent of Filers	Taxable Income	Percent of Taxable Income
Over \$100,000	639	7.47%	\$ 96,249,718	27.84%
\$75,001-\$100,000	571	6.68%	49,347,742	14.27%
\$50,001-\$75,000	1,237	14.47%	74,772,709	21.62%
\$25,001-\$50,000	2,516	29.42%	93,130,734	26.93%
Under \$25,000	3,588	41.96%	32,289,382	9.34%
Total	8,551	100.00%	\$ 345,790,285	100.00%

Tax Year 2014

Income Range	Number of Filers	Percent of Filers	Taxable Income	Percent of Taxable Income
Over \$100,000	699	2.74%	\$ 99,693,884	16.99%
\$75,001-\$100,000	938	3.68%	80,184,095	13.67%
\$50,001-\$75,000	2,181	8.55%	133,398,003	22.74%
\$25,001-\$50,000	4,782	18.75%	170,451,391	29.05%
Under \$25,000	16,901	66.28%	103,009,772	17.55%
Total	25,501	100.00%	\$ 586,737,145	100.00%

Source: City of Canton Income Tax Department

CITY OF CANTON
STARK COUNTY, OHIO
RATIOS OF OUTSTANDING DEBT BY TYPE
LAST TEN YEARS

	Governmental Activities						Business-Type Activities	
	General Obligation Bonds	Loans	Long-term Notes Payable	Financed Purchase Note payable	Lease Payable	SBITA Payable	General Obligation Bonds	Loans
2023	\$ 6,863,405	\$ 3,863,658	\$ 725,000	\$ 521,321	\$ 167,727	\$ 12,982	\$ 9,532,507	\$ 107,122,233
2022	7,249,186	4,119,275	900,000	1,097,561	179,570	25,582	10,068,314	88,883,380
2021	-	4,744,733	4,500,000	1,655,662	44,098	-	-	92,484,293
2020	-	5,071,295	4,725,000	-	2,601,690	-	-	96,337,689
2019	-	5,337,601	5,025,000	-	1,402,920	-	-	99,264,617
2018	-	4,303,852	5,200,000	-	483,991	-	-	102,204,653
2017	1,050,000	3,625,608	5,400,000	-	834,211	-	-	100,968,536
2016	2,065,000	2,245,869	3,500,000	-	259,633	-	-	86,886,192
2015	4,142,229	2,016,596	3,500,000	-	397,251	-	772,770	75,025,996
2014	6,696,770	1,655,482	-	-	530,366	-	1,908,230	38,906,893

(1) Source: US Census Bureau.

Business-Type Activities

	Financed Purchase Note payable	Lease Payable	SBITA Payable	Total Primary Government	Total Personal Income	Percent of Personal Income	Population (1)	Per Capita
\$	613,537	\$ 10,310	\$ 54,000	129,432,680	820,093,764	15.78%	69,197	\$ 1,870
	756,301	14,135	106,417	113,293,304	803,201,187	14.11%	69,671	1,626
	895,055	17,507	-	104,341,348	900,797,018	11.58%	70,426	1,482
	-	-	-	108,735,674	1,400,990,989	7.76%	70,447	1,544
	-	-	-	111,030,138	1,970,535,328	5.63%	70,002	1,586
	-	-	-	112,192,496	1,861,073,120	6.03%	70,458	1,592
	-	-	-	111,878,355	2,165,588,250	5.17%	70,909	1,578
	-	-	-	94,956,694	2,086,860,000	4.55%	71,323	1,331
	-	-	-	85,854,842	1,969,255,650	4.36%	73,007	1,176
	-	-	-	49,697,741	2,032,581,050	2.45%	72,297	687

CITY OF CANTON
STARK COUNTY, OHIO
RATIOS OF NET GENERAL BONDED DEBT OUTSTANDING (2)
LAST TEN YEARS

	General Bonded Debt Outstanding			Net Position Restricted for Debt Service	Net General Bonded Debt Outstanding
	Governmental Obligation	Business-Type Obligation	Total		
2023	\$ 6,863,405	\$ 9,532,507	\$ 16,395,912	\$ 127,668	\$ 16,268,244
2022	7,249,186	10,068,314	17,317,500	119,175	17,198,325
2021	-	-	-	114,813	(114,813)
2020	-	-	-	100,624	(100,624)
2019	-	-	-	86,113	(86,113)
2018	-	-	-	69,497	(69,497)
2017	1,050,000	-	1,050,000	34,988	1,015,012
2016	2,065,000	-	2,065,000	28,314	2,036,686
2015	4,142,229	772,770	4,914,999	54,923	4,860,076
2014	6,696,770	1,908,230	8,605,000	26,856	8,578,144

(1) Stark County Auditor's Office.

(2) This schedule has been revised in 2016 to include amounts externally restricted for the repayment of the principal of general bonded debt.

Estimated True Value of Taxable Property (1)	Ratio of Net Bonded Debt to Estimated True Value of Taxable Property	Net Bonded Debt per Capita
\$ 2,876,383,000	0.57%	\$ 235.10
2,788,983,257	0.62%	246.85
2,502,235,057	0.00%	(1.63)
2,492,631,257	0.00%	(1.43)
2,545,988,405	0.00%	(1.23)
2,258,567,280	0.00%	(0.99)
2,131,095,629	0.05%	14.31
2,100,573,771	0.10%	28.56
2,148,602,349	0.23%	66.57
2,069,026,657	0.41%	118.65

CITY OF CANTON
STARK COUNTY, OHIO
DIRECT AND OVERLAPPING GOVERNMENTAL ACTIVITIES DEBT
AS OF DECEMBER 31, 2023

	<u>General Obligation Debt Outstanding (1)</u>	<u>Percentage Applicable to City (2)</u>	<u>Amount Applicable to City of Canton</u>
Direct			
City of Canton	\$ 12,154,093	100.00%	\$ 12,154,093
Overlapping Debt			
Stark County	11,630,089	9.75%	1,133,934
Canton City Schools	61,215,000	90.01%	55,099,622
Canton Local Schools	30,424,572	9.43%	2,869,037
Osnaburg Local Schools	5,155,000	6.22%	320,641
Total Overlapping Debt	<u>108,424,661</u>		<u>59,423,234</u>
Total	<u>\$ 120,578,754</u>		<u>\$ 71,577,327</u>

Source: Stark County, Ohio; County Auditor

(1) Includes general obligation debt except for those payable from enterprise funds

(2) Percentages were determined by dividing the assessed valuation of the political subdivision located within the boundaries of the City by the assessed valuation of the political subdivision.

THIS PAGE IS INTENTIONALLY LEFT BLANK.

CITY OF CANTON
STARK COUNTY, OHIO
LEGAL DEBT MARGIN INFORMATION
LAST TEN YEARS

	<u>2023</u>	<u>2022</u>	<u>2021</u>	<u>2020</u>	<u>2019</u>
Overall Debt Limitation (10.5% of Assessed Valuation)	\$ 105,707,075	\$ 102,495,135	\$ 91,957,138	\$ 91,604,199	\$ 90,005,488
Net Debt Within 10.5% Limitations	<u>6,690,079</u>	<u>7,136,708</u>	<u>(107,661)</u>	<u>(91,789)</u>	<u>(79,493)</u>
Overall Legal Debt Margin Within 10.5% Limitations	<u>\$ 99,016,996</u>	<u>\$ 95,358,427</u>	<u>\$ 92,064,799</u>	<u>\$ 91,695,988</u>	<u>\$ 90,084,981</u>
Total Net Debt Applicable to the Limit as a Percentage of Debt Limit	6.33%	6.96%	-0.12%	-0.10%	-0.09%
Unvoted Debt Limitation (5.5% of Assessed Valuation)	\$ 55,370,373	\$ 53,687,928	\$ 48,168,025	\$ 47,983,152	\$ 47,145,732
Net Debt Within 5.5% Limitations	<u>6,690,079</u>	<u>7,136,708</u>	<u>(107,661)</u>	<u>(91,789)</u>	<u>(79,493)</u>
Unvoted Legal Debt Margin Within 5.5% Limitations	<u>\$ 48,680,294</u>	<u>\$ 46,551,220</u>	<u>\$ 48,275,686</u>	<u>\$ 48,074,941</u>	<u>\$ 47,225,225</u>
Total Net Debt Applicable to the Limit as a Percentage of Debt Limit	12.08%	13.29%	-0.22%	-0.19%	-0.17%

Note: Under State of Ohio finance law, the City of Canton's outstanding general obligation debt should not exceed 10.5% of total assessed property value. In addition, the outstanding general obligation debt net voted debt should not exceed 5.5% of total assessed property value. By law, the general obligation debt subject to the limitation is offset by amounts set aside for repaying general obligation bonds.

2018	2017	2016	2015	2014
\$ 79,844,609	\$ 78,317,764	\$ 76,590,382	\$ 76,590,382	\$ 76,036,730
(63,134)	1,021,133	2,042,627	4,093,073	10,078,532
<u>\$ 79,907,743</u>	<u>\$ 77,296,631</u>	<u>\$ 74,547,755</u>	<u>\$ 72,497,309</u>	<u>\$ 65,958,198</u>
-0.08%	1.30%	2.67%	5.34%	13.25%
\$ 41,823,367	\$ 41,023,591	\$ 40,118,772	\$ 40,118,772	\$ 39,828,763
(63,134)	1,021,133	2,042,627	4,093,073	10,078,532
<u>\$ 41,886,501</u>	<u>\$ 40,002,458</u>	<u>\$ 38,076,145</u>	<u>\$ 36,025,699</u>	<u>\$ 29,750,231</u>
-0.15%	2.49%	5.09%	10.20%	25.30%

CITY OF CANTON
STARK COUNTY, OHIO
PLEDGED REVENUE COVERAGE - WATER
LAST TEN YEARS

Year	Water Operating Revenues	Water Operating Expenses (1)	Net Available Revenues	Debt Service (2)		Coverage
				Principal	Interest	
2023	\$ 23,210,334	\$ 13,812,304	9,398,030	\$ 2,354,751	\$ 492,567	3.30
2022	21,829,346	11,944,058	9,885,288	2,408,936	612,690	3.27
2021	21,192,324	8,449,607	12,742,717	2,461,163	602,317	4.16
2020	20,798,243	8,926,729	11,871,514	2,047,453	657,041	4.39
2019	19,880,871	13,013,933	6,866,938	2,015,894	708,081	2.52
2018	19,212,411	14,187,213	5,025,198	1,916,880	761,085	1.88
2017	18,516,422	13,895,418	4,621,004	1,828,154	810,532	1.75
2016	17,077,822	11,864,387	5,213,435	1,690,414	858,350	2.05
2015	17,635,080	10,489,977	7,145,103	1,230,068	655,415	3.79
2014	15,558,604	12,561,631	2,996,973	1,207,800	693,767	1.58

(1) Direct operating expenses do not include depreciation expense.

(2) Debt service only includes OWDA and OPWC loans payable solely from net revenues in the water enterprise fund.

CITY OF CANTON
STARK COUNTY, OHIO
PLEDGED REVENUE COVERAGE - SEWER
LAST TEN YEARS

Year	Sewer Operating Revenues	Sewer Operating Expenses (1)	Net Available Revenues	Debt Service (2)		Coverage
				Principal	Interest	
2023	\$ 30,197,170	\$ 14,037,250	\$ 16,159,920	\$ 3,712,699	\$ 1,587,731	3.05
2022	24,796,138	11,427,114	13,369,024	3,604,986	2,041,741	2.37
2021	17,203,829	10,142,677	7,061,152	3,486,314	2,146,959	1.25
2020	18,002,338	12,977,623	5,024,715	3,367,327	2,248,705	0.89
2019	17,621,516	11,200,671	6,420,845	4,224,121	2,366,590	0.97
2018	16,461,823	13,448,984	3,012,839	4,090,914	2,487,139	0.46
2017	19,372,303	12,979,807	6,392,496	3,961,951	2,603,864	0.97
2016	14,905,867	10,696,474	4,209,393	896,391	92,616	4.26
2015	15,744,326	11,804,564	3,939,762	869,478	119,325	3.98
2014	13,952,785	10,399,217	3,553,568	846,280	142,524	3.59

(1) Direct operating expenses do not include depreciation expense.

(2) Debt service only includes OWDA and OPWC loans payable solely from net revenues in the sewer enterprise fund.

CITY OF CANTON
STARK COUNTY, OHIO
 DEMOGRAPHIC AND ECONOMIC STATISTICS
 LAST TEN YEARS

	<u>Population (1)</u>	<u>Total Personal Income</u>	<u>Per Capita Income</u>	<u>Unemployment Rate (2)</u>
2023	69,197	\$ 820,093,764	11,852	3.3%
2022	69,671	803,201,187	11,528	3.7%
2021	70,426	900,797,018	12,791	3.7%
2020	70,447	1,400,990,989	19,887	5.3%
2019	70,002	1,970,535,328	28,150	4.5%
2018	70,458	1,861,073,120	26,414	5.0%
2017	70,909	2,165,588,250	30,540	5.1%
2016	71,323	2,086,860,000	29,259	5.9%
2015	73,007	1,969,255,650	26,974	5.8%
2014	72,297	2,032,581,050	28,114	4.7%

(1) Source: US Census Bureau.

(2) Source: U.S. Dept. of Labor

CITY OF CANTON
STARK COUNTY, OHIO
PRINCIPAL EMPLOYERS
CURRENT YEAR AND NINE YEARS AGO

2023

Employer	Nature of Activity	Employees	Percentage of Total City Employment
Aultman Hospital	Health Service	4,426	6.39%
Cleveland Clinic Mercy	Health Service	2,878	4.15%
Amazon Fulfillment Center	Shipping Warehouse	2,575	3.72%
Canton City Schools	Education	2,197	3.17%
Stark County	Government	2,136	3.08%
Metallus Inc.	Steel	1,850	2.67%
Fresh Mark Inc	Meat processing	1,697	2.45%
City of Canton	Municipal Government	934	1.35%
MK Morse Co	Saw Blades and Accessories	510	0.74%
Hendrickson USA	Heavy Duty Suspensions	391	0.56%
Total		<u>19,594</u>	<u>28.28%</u>
Estimated Total Employment within the City		<u>69,278</u>	

2014

Employer	Nature of Activity	Employees	Percentage of Total City Employment
Aultman Hospital	Health Service	4,982	16.34%
The Timken Co.	Tapered roller bearings and steel	2,469	8.10%
Mercy Medical Center	Health Service	2,395	7.86%
Canton City School District	Education	1,983	6.50%
Stark County	County Government	1,843	6.05%
City of Canton	Municipal Government	990	3.25%
Nationwide Insurance	Insurance Provider	755	2.48%
Fresh Mark Inc.	Meat Processing	700	2.30%
United States Postal Services	Federal Government	638	2.09%
Republic Engineered Steels, Inc.	Hot-rolled and cold finished steel bars and specialty steels	519	1.70%
Total		<u>17,274</u>	<u>56.66%</u>
Estimated Total Employment within the City		<u>30,487</u>	

Source: Survey of Employers performed by City Community Development Department
and City Income Tax Department

THIS PAGE IS INTENTIONALLY LEFT BLANK.

CITY OF CANTON
STARK COUNTY, OHIO
 FULL-TIME EQUIVALENT CITY GOVERNMENT EMPLOYEES BY FUNCTION/PROGRAM
 LAST TEN YEARS

Function/Program	2023	2022	2021	2020	2019	2018
Governmental Employees						
General government	181	183	187	175	157	179
Security of persons and property	368	373	375	378	374	361
Public health	56	57	54	52	55	51
Transportation	51	48	45	51	50	46
Community development	13	13	13	16	16	15
Leisure time activities	29	30	31	30	30	27
Total Governmental Employees	698	704	705	702	682	679
Business-Type Employees						
Water	81	87	88	88	85	85
Sewer	78	76	75	79	80	80
Refuse	57	57	61	60	61	60
Building Code	20	19	20	21	21	21
Total Business-Type Employees	236	239	244	248	247	246
Total Employees	934	943	949	950	929	925

Method: Part-time and seasonal employees are not included

Source: City of Canton Auditor's Office

2017	2016	2015	2014
178	182	183	188
347	372	380	379
47	51	52	53
38	47	47	50
13	16	16	16
28	17	21	21
651	685	699	707
89	86	90	85
72	74	75	73
62	61	67	63
23	-	-	-
246	221	232	221
897	906	931	928

CITY OF CANTON
STARK COUNTY, OHIO
CAPITAL ASSETS STATISTICS BY FUNCTION/PROGRAM
LAST TEN YEARS

Function/Program	2023	2022	2021	2020	2019	2018
General Government						
Departmental vehicles	55	55	54	52	52	48
Security of Persons and Property						
Police stations	5	5	5	5	5	5
Police department vehicles	114	120	119	120	113	118
Fire stations	7	7	7	7	7	7
Fire department vehicles	52	49	45	50	49	49
Intersections with traffic lights	196	194	195	198	198	199
Traffic department vehicles	17	17	17	17	16	17
Public Health						
Departmental vehicles	33	32	31	27	25	27
Transportation						
Area (in square miles)	25.70	25.70	25.70	25.70	25.70	25.70
Miles of streets	464.44	412.60	413.15	413.57	413.87	414.31
Bridges	24	24	24	24	24	24
Miles of storm sewers	265.28	264.59	219.85	219.85	219.55	219.35
Departmental vehicles	104	103	98	101	104	98
Leisure Time Activities						
Number of parks	62	62	62	61	61	61
Park acreage	825	825	825	825	825	825
Number of shelters	25	25	25	25	25	25
Number of baseball fields	41	41	41	41	41	41
Walking tracks	4	4	4	4	4	4
Walking bridges	17	17	17	17	17	17
Play equipment sets	53	49	44	44	44	43
Restrooms	21	21	21	21	21	20
Number of tennis courts	8	8	8	8	8	8
Swimming pools	1	1	1	1	1	1
Community centers	1	1	1	1	1	1
Departmental vehicles	42	47	47	51	48	51
Water						
Miles of water mains	647.00	648.01	643.12	672.36	668.10	666.28
Water treatment plants	3	3	3	3	3	3
Maximum daily capacity in gallons (in millions)	40,500	40,500	40,500	40,500	40,500	40,500
Number of fire hydrants	3,845	3,815	5,538	5,537	5,475	5,449
Departmental vehicles	97	98	96	95	92	92
Sewer						
Miles of sanitary sewers	359.10	357.93	354.20	364.31	364.31	363.25
Sewer treatment plants	1	1	1	1	1	1
Maximum daily capacity in gallons (in millions)						
Wet weather	88,000	88,000	88,000	88,000	88,000	88,000
Dry weather	39,000	39,000	39,000	39,000	39,000	39,000
Departmental vehicles	75	75	73	73	69	69
Refuse						
Departmental vehicles	30	29	28	27	26	27
Building Code						
Departmental vehicles	14	14	13	12	11	11

Source: Various City of Canton Departments

2017	2016	2015	2014
43	38	43	38
5	5	5	5
125	132	129	124
7	7	7	7
46	48	48	46
200	200	200	203
17	17	16	15
24	24	24	21
25.70	25.70	25.70	25.70
414.11	413.73	413.44	413.44
24	24	24	24
219.35	219.15	218.96	218.96
96	103	108	99
61	61	61	61
825	825	812	812
25	25	25	25
41	43	43	43
4	4	4	4
17	17	17	17
43	43	41	41
20	21	20	20
8	8	8	8
1	1	1	-
1	1	1	1
50	50	49	46
666.65	664.23	663.99	661.24
3	1	3	3
40,500	40,500	40,500	40,500
5,430	3,321	3,309	3,274
90	89	87	81
364.25	363.00	363.00	363.00
1	1	1	1
88,000	67,000	67,000	67,000
39,000	39,000	39,000	39,000
71	69	71	67
27	26	26	29
2	-	-	-

CITY OF CANTON
STARK COUNTY, OHIO
OPERATING INDICATORS BY FUNCTION/PROGRAM
LAST TEN YEARS

Function/Program	2023	2022	2021	2020	2019
General Government					
Auditor					
Purchase orders issued	6,636	6,599	6,016	6,174	7,197
Checks issued	16,082	15,367	14,981	15,158	15,211
Payroll checks issued	35,637	36,646	35,637	36,771	35,631
Civil service					
Tests administered	96	106	70	37	40
Courts					
Cases heard	22,253	30,813	21,032	18,496	27,936
Trials held	65	57	69	39	103
Probation cases	240	140	181	180	282
Community service					
Cases	909	950	1,028	1,057	1,879
House arrest cases	-	-	-	-	-
Income tax					
Refunds issued	1,839	4,187	1,596	1,434	1,647
Tax notifications mailed	21,321	41,706	42,620	41,063	39,940
Law department					
Claims	121	182	129	100	178
Trials conducted	3	15	23	8	40
Pretrials conducted	2,119	3,306	4,643	3,218	3,945
Prosecutor hearings	16	35	14	9	34
Criminal intakes	277	1,013	779	664	1,678
Security of Persons and Property					
Code enforcement					
Building permits issued	1,052	780	895	605	782
Building permits estimated value (in millions)	\$158,009	\$184,869	\$180,731	\$105,252	\$148,864
Police					
Physical arrests	2,697	2,697	1,575	2,050	3,360
Traffic violations	3,540	3,540	4,468	3,709	7,329
Parking violations	4,368	4,368	6,848	5,562	9,424
Fire					
Calls answered	17,523	17,652	18,069	16,117	16,318
Public Health					
Birth certificates issued	7,832	8,868	9,627	8,453	10,557
Death certificates issued	8,516	8,927	10,285	8,097	6,666
Nursing					
Home visits	296	383	125	251	276
Air pollution complaints					
Investigated	267	232	282	290	209
Food service inspections	1,004	1,034	614	695	1,192
Transportation					
Road salt expense	\$419,027	\$427,992	\$408,626	\$441,379	\$610,710
Leisure Time Activities					
Shelter/building permits issued	804	799	402	30	759
Water					
Number of service connections	44,659	44,971	44,516	44,616	44,575
Daily average consumption in gallons (in millions)	18,857.000	19.066	19,126.000	19.146	21.107
Sewer					
Number of active sewer accounts	26,457	26,457	26,481	26,547	25,981
Daily average treatment in gallons (in millions)	23.30	25.90	25.71	27.48	30.70

Source: Various City of Canton Departments

2018	2017	2016	2015	2014
6,974	6,182	6,677	7,754	7,143
14,830	14,430	15,420	16,682	16,953
34,193	34,407	-	27,952	28,402
31	31	21	27	34
28,372	29,582	27,066	27,051	26,761
108	122	162	169	198
285	362	381	425	465
2,215	2,108	2,166	2,250	2,171
-	-	-	-	109
1,811	1,606	2,652	2,526	2,564
39,160	36,685	36,681	33,978	30,604
306	214	115	422	487
137	73	68	284	299
5,114	9,474	7,660	7,961	6,489
101	323	132	212	67
1,677	430	1,772	1,190	1,872
899	903	3,131	641	638
\$39,526	\$23,256	\$164,796	\$107,339	\$47,834
3,594	2,544	2,191	-	2,390
7,827	5,545	3,065	-	3,086
7,891	7,116	-	9,800	9,145
15,175	16,681	15,529	15,350	13,835
9,280	9,723	9,650	9,411	9,553
6,881	6,492	6,667	6,653	6,678
329	266	-	329	322
258	274	199	266	276
1,159	1,309	553	2,019	2,278
\$389,807	\$354,748	\$528,478	\$590,690	\$270,154
738	746	858	879	708
44,543	44,509	44,480	44,431	44,367
21.869	19.467	21.988	21.147	20.089
25,981	25,981	26,433	26,510	26,514
30.06	29.06	28.46	30.04	30.14

ANNUAL COMPREHENSIVE FINANCIAL REPORT



NATIONAL FOOTBALL LEAGUE
RECOGNIZED THIS YEAR
CONTRIBUTED THROUGH THE
CANTON OF CANTON PARK IN 1988
THE FIRST LADIES GARDEN
REDEVELOPMENT PROJECT

CANTON, OHIO



logo art provided by

PRO FOOTBALL HALL OF FAME ENSHRINEMENT FESTIVAL

cover images provided by

City of Canton

CITY OF CANTON
STARK COUNTY, OHIO

SINGLE AUDIT

FOR THE YEAR ENDED
DECEMBER 31, 2023

**CITY OF CANTON
STARK COUNTY, OHIO**

TABLE OF CONTENTS

	<u>PAGES</u>
Schedule of Expenditures of Federal Awards.....	1 - 2
Notes to the Schedule of Expenditures of Federal Awards	3
Independent Auditor’s Report on Internal Control Over Financial Reporting and on Compliance and Other Matters Based on an Audit of Financial Statements Performed in Accordance With <i>Government Auditing Standards</i>	4 - 5
Independent Auditor’s Report on Compliance for Each Major Federal Program and on Internal Control Over Compliance and on the Schedule of Expenditures of Federal Awards Required by the Uniform Guidance.....	6 - 8
Schedule of Findings 2 <i>CFR</i> § 200.515.....	9
Summary Schedule of Prior Audit Findings 2 <i>CFR</i> § 200.511(b).....	10

CITY OF CANTON
STARK COUNTY, OHIO
SCHEDULE OF EXPENDITURES OF FEDERAL AWARDS
FOR THE YEAR ENDED DECEMBER 31, 2023

FEDERAL GRANTOR/ SUB GRANTOR/ PROGRAM TITLE	ASSISTANCE LISTING NUMBER	PASS-THROUGH ENTITY IDENTIFYING NUMBER/ ADDITIONAL AWARD IDENTIFICATION	PASSED THROUGH TO SUBRECIPIENTS	CASH FEDERAL DISBURSEMENTS
U.S. DEPARTMENT OF AGRICULTURE				
<i>Passed Through the Ohio Department of Health:</i>				
WIC Special Supplemental Nutrition Program for Women, Infants, and Children	10.557	76-2-0011-WA1623/76-2-0011-WA1724	\$ 677,130	\$ 1,385,844
Total U.S. Department of Agriculture			<u>677,130</u>	<u>1,385,844</u>
U.S. DEPARTMENT OF HOUSING AND URBAN DEVELOPMENT				
<i>Passed Through N/A:</i>				
CDBG- Entitlement Grants Cluster:				
COVID-19 Community Development Block Grants/Entitlement Grants	14.218	COVID-19, N/A	17,140	21,457
Community Development Block Grants/Entitlement Grants	14.218	N/A	2,276,622	3,095,118
Total CDBG- Entitlement Grants Cluster			<u>2,293,762</u>	<u>3,116,575</u>
Emergency Solutions Grant Program	14.231	N/A	248,607	260,613
COVID-19 Emergency Solutions Grant Program	14.231	COVID-19, N/A	216,934	221,486
Total Emergency Solutions Grant Program			<u>465,541</u>	<u>482,099</u>
Home Investment Partnerships Program	14.239	N/A	336,401	395,436
COVID-19 - Home Investment Partnerships Program	14.239	COVID-19, N/A	336,401	52,306
Total Home Investment Partnerships Program			<u>336,401</u>	<u>447,742</u>
Fair Housing Assistance Program_State and Local	14.401	N/A		1,180
Fair Housing Assistance Program_State and Local	14.401	N/A		2,234
Fair Housing Assistance Program_State and Local	14.401	N/A		86,161
Total Fair Housing Assistance Program_State and Local				<u>89,575</u>
Lead-Based Paint Hazard Control in Privately-Owned Housing	14.900	N/A	1,475	1,475
Total U.S. Department of Housing and Urban Development			<u>3,097,179</u>	<u>4,137,466</u>
U.S. DEPARTMENT OF JUSTICE				
<i>Passed Through the Ohio Department of Public Safety:</i>				
Violence Against Women Formula Grants	16.588	2021-WF-VAZ-8223		47,143
<i>Passed Through N/A:</i>				
Bulletproof Vest Partnership Program	16.607	N/A		25,235
<i>Passed Through the Ohio Department of Public Safety:</i>				
Project Safe Neighborhoods	16.609	2021-PS-PSN-434		12,143
Public Safety Partnership and Community Policing Grants				
<i>Passed Through N/A:</i>				
2020 Public Safety Partnership and Community Policing Grants	16.710	2020-UMWX-0159		225,991
2021 Public Safety Partnership and Community Policing Grants	16.710	15JCOPS-21-GG-03479-UHPX		332,029
2022 Public Safety Partnership and Community Policing Grants	16.710	15JCOPS-22-GG-03462-UHPX		2,364
Total Public Safety Partnership and Community Policing Grants				<u>560,384</u>
Edward Byrne Memorial Justice Assistance Grant Program:				
<i>Passed Through N/A:</i>				
2021 Edward Byrne Memorial Justice Assistance Grant Program	16.738	15-PBJA-21-GG-01730JAGX		8,014
2022 Edward Byrne Memorial Justice Assistance Grant Program	16.738	15-PBJA-22-GG-02229-JAGX		55,490
2023 Edward Byrne Memorial Justice Assistance Grant Program	16.738	15-PBJA-23-GG-03684JAGX		60,213
<i>Passed Through the State of Ohio Office of Criminal Justice Services</i>				
2022 Edward Byrne Memorial Justice Assistance Grant Program	16.738	2022-JG-A03-6509E		7,007
Total Edward Byrne Memorial Justice Assistance Grant Program				<u>130,724</u>
Total U.S. Department of Justice				<u>775,629</u>
U.S. DEPARTMENT OF TRANSPORTATION				
<i>Passed Through the Ohio Department of Transportation:</i>				
Highway Planning and Construction Cluster:				
Highway Planning and Construction	20.205	PID-111059		2,252,072
Highway Planning and Construction	20.205	PID-90465		560
Highway Planning and Construction	20.205	PID-112849		232,055
Highway Planning and Construction	20.205	PID-113153		158,708
Total Highway Planning and Construction Cluster				<u>2,643,395</u>
<i>Passed Through the Ohio Department of Public Safety:</i>				
Highway Safety Cluster:				
State and Community Highway Safety	20.600	69A37522300004020OH0		24,617
Total Highway Safety Cluster				<u>24,617</u>
Minimum Penalties for Repeat Offenders for Driving While Intoxicated	20.608	69A37522300001640OHA		17,905
Total U.S. Department of Transportation				<u>2,685,917</u>
U.S. DEPARTMENT OF TREASURY				
<i>Passed Through N/A:</i>				
COVID-19 - Coronavirus State and Local Fiscal Recovery Funds	21.027	COVID-19, SLFRP1983	1,886,414	12,605,314
<i>Passed Through Ohio Department of Development:</i>				
COVID-19 - Coronavirus State and Local Fiscal Recovery Funds - Water and Wastewater Infrastructure Program	21.027	COVID-19, DEV-2021-181119		1,728,463
<i>(Passed through the State of Ohio Emergency Management Agency)</i>				
ARPA First Responder Wellness - Police	21.027	N/A		9,677
ARPA First Responders Wellness, Recruitment, Retention & Resiliency - Fire	21.027	AFRR-119-RET		560,000
<i>Passed through the Ohio Department of Public Safety:</i>				
ARPA Law Enforcement	21.027	2022-AR-LEP-1011		72,000
Total Coronavirus State and Local Fiscal Recovery Funds			<u>1,886,414</u>	<u>14,975,454</u>
Total U.S. Department of Treasury			<u>1,886,414</u>	<u>14,975,454</u>
U.S. ENVIRONMENTAL PROTECTION AGENCY				
<i>Passed Through the Ohio Environmental Protection Agency:</i>				
Air Pollution Control Program Support	66.001	N/A		240,570
Surveys, Studies, Research, Investigations, Demonstrations, and Special Purpose Activities Relating to the Clean Air Act	66.034	N/A		5,223
COVID-19 - Surveys, Studies, Research, Investigations, Demonstrations, and Special Purpose Activities Relating to the Clean Air Act	66.034	COVID-19, N/A		109,020
Total Surveys, Studies, Research, Investigations, Demonstrations, and Special Purpose Activities Relating to the Clean Air Act				<u>114,243</u>
Total U.S. Environmental Protection Agency				<u>354,813</u>

(Continued)

CITY OF CANTON
STARK COUNTY
SCHEDULE OF EXPENDITURES OF FEDERAL AWARDS
FOR THE YEAR ENDED DECEMBER 31, 2023

FEDERAL GRANTOR/ SUB GRANTOR/ PROGRAM TITLE	ASSISTANCE LISTING NUMBER	PASS-THROUGH ENTITY IDENTIFYING NUMBER/ ADDITIONAL AWARD IDENTIFICATION	PASSED THROUGH TO SUBRECIPIENTS	CASH FEDERAL DISBURSEMENTS
U.S. DEPARTMENT OF HEALTH AND HUMAN SERVICES				
<i>Passed Through Stark County Health Department:</i>				
Public Health Emergency Preparedness	93.069	76-1-001-2-PH0623/76-1-001-2-PH0724		85,083
<i>Passed Through Association of Food & Drug Officials:</i>				
Food and Drug Administration Research	93.103	G-SP-2009-08659		390
<i>Passed Through Stark County Health Department:</i>				
Immunization Cooperative Agreements	93.268	76-1-0012-CN0122		25,064
COVID 19 Epidemiology and Laboratory Capacity for Infectious Diseases (ELC)	93.323	COVID-19, 76-1-0012-EO0222		12,291
COVID 19 Epidemiology and Laboratory Capacity for Infectious Diseases (ELC)	93.323	COVID-19, 76-1-0012-EO0123		15,828
Total COVID 19 Epidemiology and Laboratory Capacity for Infectious Diseases (ELC)				28,119
<i>Passed Through Stark County Health Department:</i>				
COVID-19 Public Health Emergency Response: Cooperative Agreement for Emergency Response: Public Health Crisis Response	93.354	COVID-19, 76-1-0012-WF0122		119,288
<i>Passed Through the National Association of County Health Officials (NACCHO):</i>				
Strengthening Public Health Systems and Services through National Partnerships to Improve and Protect the Nation's Health	93.421	N/A		17,972
<i>Passed Through the Healthcare Collaborative of Greater Columbus:</i>				
Community Health Workers for Public Health Response and Resilient	93.495	CDC-RFA-DP21-2109		24,250
<i>Passed Through Stark County YWCA:</i>				
Head Start Cluster:				
Head Start	93.600	N/A		9,862
Total Head Start Cluster				9,862
<i>Passed Through the Ohio Department of Health:</i>				
Medicaid Cluster:				
Medical Assistance Program	93.778	N/A		49,871
Total Medicaid Cluster				49,871
Opioid STR	93.788	76-2-0014-IH0123/76-2-0014-IH0224	2,530	79,590
Opioid STR	93.788	N/A		421
Total Opioid STR			2,530	80,011
HIV Prevention Activities - Health Department Based	93.940	76-2-0012-HP1623	51,433	176,146
Sexually Transmitted Diseases (STD) Prevention and Control Grants	93.977	76-2-0012-ST1523		337,125
Sexually Transmitted Diseases (STD) Prevention and Control Grants	93.977	76-2-0012-II0124		18,269
Total Sexually Transmitted Diseases (STD) Prevention and Control Grants				355,394
Maternal and Child Health Services Block Grant to the States	93.994	76-2-001-1-DS1623		46,520
Maternal and Child Health Services Block Grant to the States	93.994	76-2-001-11-OE523	7,438	124,604
Total Maternal and Child Health Services Block Grant to the States			7,438	171,124
Total U.S. Department of Health and Human Services			61,401	1,142,574
U.S. DEPARTMENT OF HOMELAND SECURITY				
<i>Passed Through N/A:</i>				
Assistance to Firefighters Grant	97.044	N/A		188,727
Total U.S. Department of Homeland Security				188,727
Total Federal Financial Assistance			\$ 5,722,124	\$ 25,646,424

**CITY OF CANTON
STARK COUNTY, OHIO**

NOTES TO THE SCHEDULE OF EXPENDITURES OF FEDERAL AWARDS
2 CFR 200.510(b)(6)
FOR THE YEAR ENDED DECEMBER 31, 2023

NOTE 1 – BASIS OF PRESENTATION & SUMMARY OF SIGNIFICANT ACCOUNTING POLICIES

The accompanying Schedule of Expenditures of Federal Awards (the Schedule) includes the federal award activity of the City of Canton under programs of the federal government for the year ended December 31, 2023 and is prepared in accordance with the cash basis of accounting. The information on this Schedule is prepared in accordance with the requirements of Title 2 U.S. Code of Federal Regulations Part 200, *Uniform Administrative Requirements, Cost Principles, and Audit Requirements for Federal Awards* (Uniform Guidance). Because the Schedule presents only a selected portion of the operations of the City of Canton, it is not intended to and does not present the financial position, changes in net position, or cash flows of the City of Canton. Such expenditures are recognized following cost principles contained in Uniform Guidance wherein certain types of expenditures may or may not be limited to as to reimbursement.

NOTE 2 – DE MINIMIS COST RATE

CFR Section 200.414 of the Uniform Guidance allows a non-federal entity that has never received a negotiated indirect cost rate to charge a de minimis rate of 10% of modified total direct costs to indirect costs. The City of Canton has not elected to use the 10-percent de minimis indirect cost rate as allowed under the Uniform Guidance.

NOTE 3 – SUBRECIPIENTS

The City passes certain federal awards received from various agencies to other governments or not-for-profit agencies (subrecipients). As Note 1 describes, the City reports expenditures of Federal awards to subrecipients when paid in cash. As a subrecipient, the City has certain compliance responsibilities, such as monitoring its subrecipients to help assure they use these subawards as authorized by laws, regulations, and the provisions of contracts or grant agreements, and that subrecipients achieve the award's performance goals.

NOTE 4 – REVOLVING LOAN FUND

The City has a revolving loan program to provide low-interest loans to businesses to create jobs for low to moderate income persons and also to lend money to eligible persons to rehabilitate homes. The Federal Department of Housing and Urban Development (HUD) grants money for these loans to the City. This schedule reports loans made and administrative costs as disbursements. Subsequent loans are subject to the same compliance requirements imposed by HUD as the initial loans, however are not included as disbursements on this schedule. These loans are collateralized by mortgages on the property or asset acquired. At December 31, 2023, the gross amount of loans outstanding under this program was \$360,192.

NOTE 5 – MATCHING REQUIREMENTS

Certain federal programs require the City contribute non-federal funds (matching funds) to support the federally funded programs. The City has complied with the matching requirements. The expenditure of non-federal matching funds are not included on this schedule.

**Independent Auditor’s Report on Internal Control Over Financial Reporting and on Compliance and Other
Matters Based on an Audit of Financial Statements Performed in Accordance With
*Government Auditing Standards***

City of Canton
Stark County
218 Cleveland Avenue SW
Canton, Ohio 44702

To the Members of Council and Management:

We have audited, in accordance with the auditing standards generally accepted in the United States of America and the standards applicable to financial audits contained in *Government Auditing Standards* issued by the Comptroller General of the United States, the financial statements of the governmental activities, the business-type activities, the discretely presented component units, each major fund, and the aggregate remaining fund information of the City of Canton, Stark County, Ohio, as of and for the year ended December 31, 2023, and the related notes to the financial statements, which collectively comprise the City of Canton’s basic financial statements, and have issued our report thereon dated July 23, 2024.

Report on Internal Control over Financial Reporting

In planning and performing our audit of the financial statements, we considered the City of Canton’s internal control over financial reporting (internal control) as a basis for designing audit procedures that are appropriate in the circumstances for the purpose of expressing our opinions on the financial statements, but not for the purpose of expressing an opinion on the effectiveness of the City of Canton’s internal control. Accordingly, we do not express an opinion on the effectiveness of the City of Canton’s internal control.

A *deficiency in internal control* exists when the design or operation of a control does not allow management or employees, in the normal course of performing their assigned functions, to prevent, or detect and correct, misstatements, on a timely basis. A *material weakness* is a deficiency, or a combination of deficiencies, in internal control, such that there is a reasonable possibility that a material misstatement of the City of Canton’s financial statements will not be prevented, or detected and corrected, on a timely basis. A *significant deficiency* is a deficiency, or a combination of deficiencies, in internal control that is less severe than a material weakness, yet important enough to merit attention by those charged with governance.

Our consideration of internal control was for the limited purpose described in the first paragraph of this section and was not designed to identify all deficiencies in internal control that might be material weaknesses or, significant deficiencies. Given these limitations, during our audit we did not identify any deficiencies in internal control that we consider to be material weaknesses. However, material weaknesses or significant deficiencies may exist that were not identified.

Report on Compliance and Other Matters

As part of obtaining reasonable assurance about whether the City of Canton’s financial statements are free from material misstatement, we performed tests of its compliance with certain provisions of laws, regulations, contracts, and grant agreements, noncompliance with which could have a direct and material effect on the financial statements. However, providing an opinion on compliance with those provisions was not an objective of our audit, and accordingly, we do not express such an opinion. The results of our tests disclosed no instances of noncompliance or other matters that are required to be reported under *Government Auditing Standards*.

City of Canton

Stark County

Independent Auditor's Report on Internal Control Over Financial Reporting and on Compliance and Other Matters

Based on an Audit of Financial Statements Performed in Accordance With *Government Auditing Standards*

Purpose of This Report

The purpose of this report is solely to describe the scope of our testing of internal control and compliance and the results of that testing, and not to provide an opinion on the effectiveness of the City of Canton's internal control or on compliance. This report is an integral part of an audit performed in accordance with *Government Auditing Standards* in considering the City of Canton's internal control and compliance. Accordingly, this communication is not suitable for any other purpose.

A handwritten signature in cursive script that reads "Julian & Grube, Inc.".

Julian & Grube, Inc.

July 23, 2024

**Independent Auditor’s Report on Compliance for Each Major Federal Program
and on Internal Control Over Compliance and on the Schedule of Expenditures of Federal Awards
Required by the Uniform Guidance**

City of Canton
Stark County
218 Cleveland Avenue SW
Canton, Ohio 44702

To the Members of Council and Management:

Report on Compliance for Each Major Federal Program

Opinion on Each Major Federal Program

We have audited the City of Canton’s compliance with the types of compliance requirements identified as subject to audit in the U.S. Office of Management and Budget (OMB) *Compliance Supplement* that could have a direct and material effect on each of the City of Canton’s major federal programs for the year ended December 31, 2023. The City of Canton’s major federal programs are identified in the summary of auditor’s results section of the accompanying schedule of findings.

In our opinion, the City of Canton complied, in all material respects, with the compliance requirements referred to above that could have a direct and material effect on each of its major federal programs for the year ended December 31, 2023.

Basis for Opinion on Each Major Federal Program

We conducted our audit of compliance in accordance with auditing standards generally accepted in the United States of America (GAAS); the standards applicable to financial audits contained in *Government Auditing Standards*, issued by the Comptroller General of the United States (*Government Auditing Standards*); and the audit requirements of Title 2 U.S. *Code of Federal Regulations* Part 200, *Uniform Administrative Requirements, Cost Principles, and Audit Requirements for Federal Awards* (Uniform Guidance). Our responsibilities under those standards and the Uniform Guidance are further described in the “Auditor’s Responsibilities for the Audit of Compliance” section of our report.

We are required to be independent of the City of Canton and to meet our other ethical responsibilities, in accordance with relevant ethical requirements relating to our audit. We believe that the audit evidence we have obtained is sufficient and appropriate to provide a basis for our opinion on compliance for each major federal program. Our audit does not provide a legal determination of the City of Canton’s compliance with the compliance requirements referred to above.

Responsibilities of Management for Compliance

Management is responsible for compliance with the requirements referred to above and for the design, implementation, and maintenance of effective internal control over compliance with the requirements of laws, statutes, regulations, rules, and provisions of contracts or grant agreements applicable to the City of Canton’s federal programs.

Auditor's Responsibilities for the Audit of Compliance

Our objectives are to obtain reasonable assurance about whether material noncompliance with the compliance requirements referred to above occurred, whether due to fraud or error, and express an opinion on the City of Canton's compliance based on our audit. Reasonable assurance is a high level of assurance but is not absolute assurance and therefore is not a guarantee that an audit conducted in accordance with GAAS, *Government Auditing Standards*, and the Uniform Guidance will always detect material noncompliance when it exists. The risk of not detecting material noncompliance resulting from fraud is higher than for that resulting from error, as fraud may involve collusion, forgery, intentional omissions, misrepresentations, or the override of internal control. Noncompliance with the compliance requirements referred to above is considered material if there is a substantial likelihood that, individually or in the aggregate, it would influence the judgment made by a reasonable user of the report on compliance about the City of Canton's compliance with the requirements of each major federal program as a whole.

In performing an audit in accordance with GAAS, *Government Auditing Standards*, and the Uniform Guidance, we:

- Exercise professional judgment and maintain professional skepticism throughout the audit.
- Identify and assess the risks of material noncompliance, whether due to fraud or error, and design and perform audit procedures responsive to those risks. Such procedures include examining, on a test basis, evidence regarding the City of Canton's compliance with the compliance requirements referred to above and performing such other procedures as we considered necessary in the circumstances.
- Obtain an understanding of the City of Canton's internal control over compliance relevant to the audit in order to design audit procedures that are appropriate in the circumstances and to test and report on internal control over compliance in accordance with the Uniform Guidance, but not for the purpose of expressing an opinion on the effectiveness of the City of Canton's internal control over compliance. Accordingly, no such opinion is expressed.

We are required to communicate with those charged with governance regarding, among other matters, the planned scope and timing of the audit and any significant deficiencies and material weaknesses in internal control over compliance that we identified during the audit.

Report on Internal Control over Compliance

A deficiency in internal control over compliance exists when the design or operation of a control over compliance does not allow management or employees, in the normal course of performing their assigned functions, to prevent, or detect and correct, noncompliance with a type of compliance requirement of a federal program on a timely basis. A *material weakness in internal control over compliance* is a deficiency, or a combination of deficiencies, in internal control over compliance, such that there is a reasonable possibility that material noncompliance with a type of compliance requirement of a federal program will not be prevented, or detected and corrected, on a timely basis. A *significant deficiency in internal control over compliance* is a deficiency, or a combination of deficiencies, in internal control over compliance with a type of compliance requirement of a federal program that is less severe than a material weakness in internal control over compliance, yet important enough to merit attention by those charged with governance.

Our consideration of internal control over compliance was for the limited purpose described in the "Auditor's Responsibilities for the Audit of Compliance" section above and was not designed to identify all deficiencies in internal control over compliance that might be material weaknesses or significant deficiencies in internal control over compliance. Given these limitations, during our audit we did not identify any deficiencies in internal control over compliance that we consider to be material weaknesses, as defined above. However, material weaknesses or significant deficiencies in internal control over compliance may exist that were not identified.

City of Canton
Stark County
Independent Auditor's Report on Compliance for Each Major Program
and on Internal Control Over Compliance and on the Schedule of Expenditures of Federal Awards
Required by the Uniform Guidance

Our audit was not designed for the purpose of expressing an opinion on the effectiveness of internal control over compliance. Accordingly, no such opinion is expressed.

The purpose of this report on internal control over compliance is solely to describe the scope of our testing of internal control over compliance and the results of that testing based on the requirements of the Uniform Guidance. Accordingly, this report is not suitable for any other purpose.

Report on Schedule of Expenditures of Federal Awards Required by the Uniform Guidance

We have audited the financial statements of the governmental activities, the business-type activities, the discretely presented component units, each major fund, and the aggregate remaining fund information of the City of Canton, as of and for the year ended December 31, 2023, and the related notes to the financial statements, which collectively comprise the City of Canton's basic financial statements. We issued our report thereon dated July 23, 2024, which contained unmodified opinions on those financial statements. Our audit was performed for the purpose of forming opinions on the financial statements that collectively comprise the basic financial statements. The accompanying schedule of expenditures of federal awards is presented for purposes of additional analysis as required by the Uniform Guidance and is not a required part of the basic financial statements. Such information is the responsibility of management and was derived from and relates directly to the underlying accounting and other records used to prepare the basic financial statements. The information has been subjected to the auditing procedures applied in the audit of the financial statements and certain additional procedures, including comparing and reconciling such information directly to the underlying accounting and other records used to prepare the basic financial statements or to the basic financial statements themselves, and other additional procedures in accordance with auditing standards generally accepted in the United States of America. In our opinion, the schedule of expenditures of federal awards is fairly stated in all material respects in relation to the basic financial statements as a whole.



Julian & Grube, Inc.
July 23, 2024

**CITY OF CANTON
STARK COUNTY, OHIO**

**SCHEDULE OF FINDINGS
2 CFR § 200.515
DECEMBER 31, 2023**

1. SUMMARY OF AUDITOR'S RESULTS		
<i>(d)(1)(i)</i>	<i>Type of Financial Statement Opinion</i>	Unmodified
<i>(d)(1)(ii)</i>	<i>Were there any material weaknesses in internal control reported at the financial statement level (GAGAS)?</i>	No
<i>(d)(1)(ii)</i>	<i>Were there any significant deficiencies in internal control reported at the financial statement level (GAGAS)?</i>	None reported
<i>(d)(1)(iii)</i>	<i>Was there any reported material noncompliance at the financial statement level (GAGAS)?</i>	No
<i>(d)(1)(iv)</i>	<i>Were there any material weaknesses in internal control reported for major federal programs?</i>	No
<i>(d)(1)(iv)</i>	<i>Were there any significant deficiencies in internal control reported for major federal programs?</i>	None reported
<i>(d)(1)(v)</i>	<i>Type of Major Program's Compliance Opinion</i>	Unmodified
<i>(d)(1)(vi)</i>	<i>Are there any reportable findings under 2 CFR §200.516(a)?</i>	No
<i>(d)(1)(vii)</i>	<i>Major Programs (listed):</i>	WIC Special Supplemental Nutrition Program for Women, Infants, and Children (ALN 10.557); COVID-19 – Coronavirus State and Local Fiscal Recovery Funds (ALN 21.027)
<i>(d)(1)(viii)</i>	<i>Dollar Threshold: Type A/B Programs</i>	Type A: >\$769,393 Type B: all others
<i>(d)(1)(ix)</i>	<i>Low Risk Auditee under 2 CFR § 200.520?</i>	Yes

2. FINDINGS RELATED TO THE BASIC FINANCIAL STATEMENTS REQUIRED TO BE REPORTED IN ACCORDANCE WITH GAGAS

None

3. FINDINGS AND QUESTIONED COSTS FOR FEDERAL AWARDS
--

None



RICHARD A. MALLONN II

CANTON CITY AUDITOR

City Hall, Canton, Ohio 44702
Phone: (330) 489-3226

CITY OF CANTON
STARK COUNTY, OHIO

SUMMARY SCHEDULE OF PRIOR AUDIT FINDINGS 2 CFR § 200.511(b) DECEMBER 31, 2023

Finding Number	Year Initially Occurred	Finding Summary	Status	Additional Information
2022-001	2021	<u>Noncompliance/Significant Deficiency – Special Tests and Provisions (Home Investment Partnerships Program ALN 14.239)</u> : During the period of affordability (i.e., the period for which the nonfederal entity must maintain subsidized housing) for HOME assisted rental housing, the participating jurisdiction must perform on-site inspections to determine compliance with property standards and verify the information submitted by the owners no less than (a) every three years for projects containing one to four units, (b) every two years for projects containing five to 25 units, and (c) every year for projects containing 26 or more units. It was noted that no inspections took place.	Corrective Action Taken and Finding is Fully Corrected	N/A

OHIO AUDITOR OF STATE KEITH FABER



CITY OF CANTON

STARK COUNTY

AUDITOR OF STATE OF OHIO CERTIFICATION

This is a true and correct copy of the report, which is required to be filed pursuant to Section 117.26, Revised Code, and which is filed in the Office of the Ohio Auditor of State in Columbus, Ohio.



Certified for Release 10/10/2024

65 East State Street, Columbus, Ohio 43215
Phone: 614-466-4514 or 800-282-0370

This report is a matter of public record and is available online at
www.ohioauditor.gov