

CITY OF SHAKER HEIGHTS
CUYAHOGA COUNTY, OHIO

SINGLE AUDIT

FOR THE YEAR ENDED DECEMBER 31, 2023



Rea & associates

www.reacpa.com

OHIO AUDITOR OF STATE
KEITH FABER



65 East State Street
Columbus, Ohio 43215
ContactUs@ohioauditor.gov
800-282-0370

Members of Council
City of Shaker Heights
3400 Lee Road
Shaker Heights, Ohio 44120

We have reviewed the *Independent Auditor's Report* of the City of Shaker Heights, Cuyahoga County, prepared by Rea & Associates, Inc., for the audit period January 1, 2023 through December 31, 2023. Based upon this review, we have accepted these reports in lieu of the audit required by Section 117.11, Revised Code. The Auditor of State did not audit the accompanying financial statements and, accordingly, we are unable to express, and do not express an opinion on them.

Our review was made in reference to the applicable sections of legislative criteria, as reflected by the Ohio Constitution, and the Revised Code, policies, procedures and guidelines of the Auditor of State, regulations and grant requirements. The City of Shaker Heights is responsible for compliance with these laws and regulations.

A handwritten signature in cursive script that reads 'Keith Faber'.

Keith Faber
Auditor of State
Columbus, Ohio

July 16, 2024

This page intentionally left blank

City of Shaker Heights
Cuyahoga County, Ohio
Table of Contents
December 31, 2023

	<i>Page</i>
Independent Auditor’s Report on Internal Control over Financial Reporting and on Compliance and Other Matters Based on an Audit of Financial Statements Performed in Accordance with <i>Government Auditing Standards</i>	1
Independent Auditor’s Report on Compliance for Each Major Federal Program; Report on Internal Control over Compliance; and Report on the Schedule of Expenditures of Federal Awards Required by the Uniform Guidance	3
Schedule of Expenditures of Federal Awards	6
Notes to the Schedule of Expenditures of Federal Awards	7
Schedule of Findings and Questioned Costs	8

This page intentionally left blank.

**INDEPENDENT AUDITOR’S REPORT ON INTERNAL CONTROL OVER
FINANCIAL REPORTING AND ON COMPLIANCE AND OTHER MATTERS
BASED ON AN AUDIT OF FINANCIAL STATEMENTS PERFORMED
IN ACCORDANCE WITH *GOVERNMENT AUDITING STANDARDS***

To the Members of Council
City of Shaker Heights
Cuyahoga County, Ohio
3400 Lee Road
Shaker Heights, OH 44120

We have audited, in accordance with the auditing standards generally accepted in the United States of America and the standards applicable to financial audits contained in *Government Auditing Standards* issued by the Comptroller General of the United States (*Government Auditing Standards*), the financial statements of the governmental activities, each major fund, and the aggregate remaining fund information of the City of Shaker Heights, Cuyahoga County, Ohio (the “City”), as of and for the year ended December 31, 2023, and the related notes to the financial statements, which collectively comprise the City's basic financial statements, and have issued our report thereon dated June 20, 2024.

Report on Internal Control over Financial Reporting

In planning and performing our audit of the financial statements, we considered the City's internal control over financial reporting (internal control) as a basis for designing audit procedures that are appropriate in the circumstances for the purpose of expressing our opinions on the financial statements, but not for the purpose of expressing an opinion on the effectiveness of the City's internal control. Accordingly, we do not express an opinion on the effectiveness of the City's internal control.

A *deficiency in internal control* exists when the design or operation of a control does not allow management or employees, in the normal course of performing their assigned functions, to prevent, or detect and correct, misstatements on a timely basis. A *material weakness* is a deficiency, or a combination of deficiencies, in internal control, such that there is a reasonable possibility that a material misstatement of the entity's financial statements will not be prevented, or detected and corrected, on a timely basis. A *significant deficiency* is a deficiency, or a combination of deficiencies, in internal control that is less severe than a material weakness, yet important enough to merit attention by those charged with governance.

Our consideration of internal control was for the limited purpose described in the first paragraph of this section and was not designed to identify all deficiencies in internal control that might be material weaknesses or significant deficiencies. Given these limitations, during our audit we did not identify any deficiencies in internal control that we consider to be material weaknesses. However, material weaknesses or significant deficiencies may exist that were not identified.

Report on Compliance and Other Matters

As part of obtaining reasonable assurance about whether the City's financial statements are free from material misstatement, we performed tests of its compliance with certain provisions of laws, regulations, contracts, and grant agreements, noncompliance with which could have a direct and material effect on the financial statements. However, providing an opinion on compliance with those provisions was not an objective of our audit, and accordingly, we do not express such an opinion. The results of our tests disclosed no instances of noncompliance or other matters that are required to be reported under *Government Auditing Standards*.

Purpose of this Report

The purpose of this report is solely to describe the scope of our testing of internal control and compliance and the results of that testing, and not to provide an opinion on the effectiveness of the entity's internal control or on compliance. This report is an integral part of an audit performed in accordance with *Government Auditing Standards* in considering the entity's internal control and compliance. Accordingly, this communication is not suitable for any other purpose.

Rea & Associates, Inc.

Rea & Associates, Inc.
Independence, Ohio
June 20, 2024

INDEPENDENT AUDITOR'S REPORT ON COMPLIANCE FOR EACH MAJOR FEDERAL PROGRAM; REPORT ON INTERNAL CONTROL OVER COMPLIANCE; AND REPORT ON THE SCHEDULE OF EXPENDITURES OF FEDERAL AWARDS REQUIRED BY THE UNIFORM GUIDANCE

To the Members of Council
City of Shaker Heights
Cuyahoga County, Ohio
3400 Lee Road
Shaker Heights, OH 44120

Report on Compliance for Each Major Federal Program

Opinion on Each Major Federal Program

We have audited the City of Shaker Heights, Cuyahoga County, Ohio (the City), compliance with the types of compliance requirements identified as subject to audit in the OMB *Compliance Supplement* that could have a direct and material effect on the City's major federal programs for the year ended December 31, 2023. The City's major federal programs are identified in the summary of auditor's results section of the accompanying schedule of findings and questioned costs.

In our opinion, the City complied, in all material respects, with the compliance requirements referred to above that could have a direct and material effect on each of its major federal programs for the year ended December 31, 2023.

Basis for Opinion on Each Major Federal Program

We conducted our audit of compliance in accordance with auditing standards generally accepted in the United States of America (GAAS); the standards applicable to financial audits contained in *Government Auditing Standards* issued by the Comptroller General of the United States (*Government Auditing Standards*); and the audit requirements of Title 2 U.S. *Code of Federal Regulations* Part 200, *Uniform Administrative Requirements, Cost Principles, and Audit Requirements for Federal Awards* (Uniform Guidance). Our responsibilities under those standards and the Uniform Guidance are further described in the Auditor's Responsibilities for the Audit of Compliance section of our report.

We are required to be independent of the City and to meet our other ethical responsibilities, in accordance with relevant ethical requirements relating to our audit. We believe that the audit evidence we have obtained is sufficient and appropriate to provide a basis for our opinion on compliance for each major federal program. Our audit does not provide a legal determination of the City's compliance with the compliance requirements referred to above.

Responsibilities of Management for Compliance

Management is responsible for compliance with the requirements referred to above and for the design, implementation, and maintenance of effective internal control over compliance with the requirements of laws, statutes, regulations, rules and provisions of contracts or grant agreements applicable to the City's federal programs.

Auditor's Responsibility for the Audit of Compliance

Our objectives are to obtain reasonable assurance about whether material noncompliance with the compliance requirements referred to above occurred, whether due to fraud or error, and express an opinion on the City's compliance based on our audit. Reasonable assurance is a high level of assurance but is not absolute assurance and therefore is not a guarantee that an audit conducted in accordance with GAAS, *Government Auditing Standards*, and the Uniform Guidance will always detect material noncompliance when it exists. The risk of not detecting material noncompliance resulting from fraud is higher than for that resulting from error, as fraud may involve collusion, forgery, intentional omissions, misrepresentations, or the override of internal control. Noncompliance with the compliance requirements referred to above is considered material, if there is a substantial likelihood that, individually or in the aggregate, it would influence the judgment made by a reasonable user of the report on compliance about the City's compliance with the requirements of each major federal program as a whole.

In performing an audit in accordance with GAAS, *Government Auditing Standards*, and the Uniform Guidance, we

- exercise professional judgment and maintain professional skepticism throughout the audit.
- identify and assess the risks of material noncompliance, whether due to fraud or error, and design and perform audit procedures responsive to those risks. Such procedures include examining, on a test basis, evidence regarding the City's compliance with the compliance requirements referred to above and performing such other procedures as we considered necessary in the circumstances.
- obtain an understanding of the City's internal control over compliance relevant to the audit in order to design audit procedures that are appropriate in the circumstances and to test and report on internal control over compliance in accordance with the Uniform Guidance, but not for the purpose of expressing an opinion on the effectiveness of the City's internal control over compliance. Accordingly, no such opinion is expressed.

We are required to communicate with those charged with governance regarding, among other matters, the planned scope and timing of the audit and any significant deficiencies and material weaknesses in internal control over compliance that we identified during the audit.

Report on Internal Control Over Compliance

A *deficiency in internal control over compliance* exists when the design or operation of a control over compliance does not allow management or employees, in the normal course of performing their assigned functions, to prevent, or detect and correct, noncompliance with a type of compliance requirement of a federal program on a timely basis. A *material weakness in internal control over compliance* is a deficiency, or combination of deficiencies, in internal control over compliance, such that there is a reasonable possibility that material noncompliance with a type of compliance requirement of a federal program will not be prevented, or detected and corrected, on a timely basis. A *significant deficiency in internal control over compliance* is a deficiency, or a combination of deficiencies, in internal control over compliance with a type of compliance requirement of a federal program that is less severe than a material weakness in internal control over compliance, yet important enough to merit attention by those charged with governance.

Our consideration of internal control over compliance was for the limited purpose described in the Auditor's Responsibilities for the Audit of Compliance section above and was not designed to identify all deficiencies in internal control over compliance that might be material weaknesses or significant deficiencies in internal control over compliance. Given these limitations, during our audit we did not identify any deficiencies in internal control over compliance that we consider to be material weaknesses, as defined above. However, material weaknesses or significant deficiencies in internal control over compliance may exist that were not identified.

Our audit was not designed for the purpose of expressing an opinion on the effectiveness of internal control over compliance. Accordingly, no such opinion is expressed.

The purpose of this report on internal control over compliance is solely to describe the scope of our testing of internal control over compliance and the results of that testing based on the requirements of the Uniform Guidance. Accordingly, this report is not suitable for any other purpose.

Report on Schedule of Expenditures of Federal Awards Required by the Uniform Guidance

We have audited the financial statements of governmental activities, each major fund, the aggregate remaining fund information of the City as of and for the year ended December 31, 2023, and the related notes to the financial statements, which collectively comprise the City's basic financial statements. We have issued our report thereon dated June 20, 2024, which contained an unmodified opinion on those financial statements. Our audit was conducted for the purpose of forming opinions on the financial statements that collectively comprise the basic financial statements. The accompanying schedule of expenditures of federal awards is presented for purposes of additional analysis as required by the Uniform Guidance and is not a required part of the basic financial statements. Such information is the responsibility of management and was derived from and relates directly to the underlying accounting and other records used to prepare the financial statements. The information has been subjected to the auditing procedures applied in the audit of the financial statements and certain additional procedures, including comparing and reconciling such information directly to the underlying accounting and other records used to prepare the financial statements or to the financial statements themselves, and other additional procedures in accordance with auditing standards generally accepted in the United States of America. In our opinion, the schedule of expenditures of federal awards is fairly stated in all material respects in relation to the financial statements as a whole.

Rea & Associates, Inc.

Rea & Associates, Inc.
Independence, Ohio
June 20, 2024

CITY OF SHAKER HEIGHTS
 CUYAHOGA COUNTY, OHIO

SCHEDULE OF EXPENDITURES OF FEDERAL AWARDS
 FOR THE YEAR ENDED DECEMBER 31, 2023

FEDERAL GRANTOR Pass Through Grantor Program / Cluster Title	Federal AL Number	Pass Through Entity Identifying Number	Provided to Subrecipients	Total Federal Expenditures
U.S. DEPARTMENT OF AGRICULTURE				
<i>Passed Through the Ohio Department of Natural Resources Division of Forestry:</i>				
Cooperative Forestry Assistance	10.664	22-DG-11094200-026	\$ -	\$ 6,447
Total U.S. Department of Agriculture			-	6,447
U.S. DEPARTMENT OF HOUSING AND URBAN DEVELOPMENT				
<i>Direct Program:</i>				
Fair Housing Assistance Program	14.401	N/A	-	16,739
Total U.S. Department of Housing and Urban Development			-	16,739
U.S. DEPARTMENT OF JUSTICE				
<i>Direct Program:</i>				
Bulletproof Vest Program	16.607	HW-2019-05-SB	-	22,585
Total U.S. Department of Justice			-	22,585
U.S. DEPARTMENT OF TRANSPORTATION				
<i>Passed Through the Ohio Department of Transportation:</i>				
Highway Planning and Construction				
CUY Warrensville Center Road	20.205	105725	-	19,816
CUY US 422 06.96	20.205	112472	-	932,656
Total Highway Planning and Construction			-	952,472
Total U.S. Department of Transportation			-	952,472
NATIONAL HIGHWAY TRAFFIC SAFETY ADMINISTRATION- FEDERAL HIGHWAY ADMINISTRATION				
<i>Passed Through the Ohio Department of Public Safety, Ohio Traffic Safety Office:</i>				
Highway Safety Cluster:				
National Priority Safety Programs	20.616	OVI-2023 University Hospitals Cleve-00005	-	12,000
Total Highway Safety Cluster			-	12,000
Total National Highway Traffic Safety Administration - Federal Highway Administration			-	12,000
U.S. DEPARTMENT OF TREASURY				
<i>Passed Through the Ohio Department of Public Safety:</i>				
COVID-19 Coronavirus State and Local Fiscal Recovery Funds, Fire Department	21.027	31-64022047	-	224,000
COVID-19 Coronavirus State and Local Fiscal Recovery Funds, Police Department	21.027	31-64022047	-	204,000
COVID-19 Coronavirus State and Local Fiscal Recovery Funds, Municipal Court	21.027	2022-AR-CCB-1145	-	55,652
Total U.S. Department of Treasury			-	483,652
U.S. DEPARTMENT OF HOMELAND SECURITY				
<i>Direct Program:</i>				
COVID-19 Assistance to Firefighter Grant Program	97.044	EMW-2020-FG-02887	-	64,706
Total U.S. Department of Homeland Security			-	64,706
Total Expenditures of Federal Awards			\$ -	\$ 1,558,601

The accompanying notes are an integral part of this schedule.

**City of Shaker Heights
Cuyahoga County, Ohio**

**NOTES TO THE SCHEDULE OF EXPENDITURES OF FEDERAL AWARDS
2 CFR 200.510(b)(6)
FOR THE YEAR ENDED December 31, 2023**

NOTE A – BASIS OF PRESENTATION

The accompanying Schedule of Expenditures of Federal Awards (the Schedule) includes the federal award activity of the City of Shaker Heights (the City) under programs of the federal government for the year ended December 31, 2023. The information on this Schedule is prepared in accordance with the requirements of Title 2 U.S. Code of Federal Regulations Part 200, *Uniform Administrative Requirements, Cost Principles, and Audit Requirements for Federal Awards* (Uniform Guidance). Because the Schedule presents only a selected portion of the operations of the City, it is not intended to and does not present the financial position, changes in net position, or cash flows of the City.

NOTE B – SUMMARY OF SIGNIFICANT ACCOUNTING POLICIES

Expenditures reported on the Schedule are reported on the cash basis of accounting. Such expenditures are recognized following the cost principles contained in Uniform Guidance wherein certain types of expenditures may or may not be allowable or may be limited as to reimbursement.

NOTE C – INDIRECT COST RATE

The City has elected not to use the 10-percent de minimis indirect cost rate as allowed under the Uniform Guidance.

NOTE D - MATCHING REQUIREMENTS

Certain Federal programs require the City to contribute non-Federal funds (matching funds) to support the Federally-funded programs. The City has met its matching requirements. The Schedule does not include the expenditure of non-Federal matching funds.

**CITY OF SHAKER HEIGHTS
CUYAHOGA, COUNTY**

**SCHEDULE OF FINDINGS AND QUESTIONED COSTS
2 CFR §200.515
YEAR ENDED DECEMBER 31, 2023**

1. SUMMARY OF AUDITOR'S RESULTS
--


(d) (1) (i)	Type of Financial Statement Opinion	Unmodified
(d) (1) (ii)	Were there any material control weakness conditions reported at the financial statement level (GAGAS)?	No
(d) (1) (ii)	Were there any significant deficiencies reported at the financial statement level (GAGAS)?	None Reported
(d) (1) (iii)	Was there any reported material non-compliance at the financial statement level (GAGAS)?	No
(d) (1) (iv)	Were there any material internal control weakness conditions reported for major federal programs?	No
(d) (1) (iv)	Were there any significant deficiencies in internal control reported for major federal programs?	None Reported
(d) (1) (v)	Type of Major Programs' Compliance Opinion	Unmodified
(d) (1) (vi)	Any audit findings disclosed that are required to be reported in accordance with 2 CFR 200.516 (a)?	No
(d) (1) (vii)	Major Programs (list): COVID-19: Coronavirus State and Local Fiscal Recovery Funds	AL #s: 21.027
(d) (1) (viii)	Dollar Threshold: Type A/B Programs	Type A: >\$750,000 Type B: All Others
(d) (1) (ix)	Low Risk Auditee under 2 CFR 200.520	Yes

2. FINDINGS RELATED TO THE FINANCIAL STATEMENTS REQUIRED TO BE REPORTED IN ACCORDANCE WITH GAGAS

NONE

3. FINDINGS AND QUESTIONED COSTS FOR FEDERAL AWARDS
--

NONE



SHAKER HEIGHTS

Annual Comprehensive Financial Report
For the Year Ended December 31, 2023
City of Shaker Heights, Ohio

**City of Shaker Heights
Cuyahoga County, Ohio**

**Annual Comprehensive Financial Report
For the Year Ended December 31, 2023**

**Prepared by: The Department of Finance
John J. Potts, CPA, Director of Finance**

**INTRODUCTORY
SECTION**

City of Shaker Heights
Cuyahoga County, Ohio
Annual Comprehensive Financial Report
For the Year Ended December 31, 2023

Table of Contents

Introductory Section	Page
Table of Contents	1
Letter of Transmittal.....	4
Listing of Principal City Officials	13
Organizational Chart - Administrative	14
Organizational Chart - Finance Department.....	15
Certificate of Achievement for Excellence in Financial Reporting.....	16
 Financial Section	
Independent Auditor’s Report	19
Management’s Discussion and Analysis	23
Basic Financial Statements:	
<i>Government-wide Financial Statements:</i>	
Statement of Net Position	32
Statement of Activities.....	33
<i>Fund Financial Statements:</i>	
Balance Sheet – Governmental Funds	34
Reconciliation of Total Governmental Fund Balances to Net Position of Governmental Activities	35
Statement of Revenues, Expenditures and Changes in Fund Balances – Governmental Funds	36
Reconciliation of the Statement of Revenues, Expenditures and Changes in Fund Balances of Governmental Funds to the Statement of Activities	37
Statement of Revenues, Expenditures and Changes in Fund Balance – Budget (Non-GAAP Basis) and Actual – General Fund	38
Statement of Fund Net Position – Proprietary Funds	39
Statement of Revenues, Expenses and Changes in Fund Net Position – Proprietary Funds	40
Statement of Cash Flows – Proprietary Funds	41
Statement of Fiduciary Net Position – Fiduciary Funds	42

City of Shaker Heights
Cuyahoga County, Ohio
Annual Comprehensive Financial Report
For the Year Ended December 31, 2023

Table of Contents (continued)

Statement of Changes in Fiduciary Net Position – Fiduciary Funds	43
Notes to the Basic Financial Statements	44
Required Supplementary Information:	
Schedule of the City’s Proportionate Share of the Net Pension Liability	90
Schedule of the City’s Contributions - Pension	92
Schedule of the City’s Proportionate Share of the Net OPEB Liability/(Asset)	94
Schedule of the City’s Contributions - OPEB	96
Notes to the Required Supplementary Information	98
Combining Statements and Individual Fund Schedules:	
<i>Combining Statements - Nonmajor Funds:</i>	
Description of Funds	101
Combining Balance Sheet - Nonmajor Governmental Funds	105
Combining Statement of Revenues, Expenditures and Changes in Fund Balances - Nonmajor Governmental Funds	106
Combining Balance Sheet - Nonmajor Special Revenue Funds	107
Combining Statement of Revenues, Expenditures and Changes in Fund Balances - Nonmajor Special Revenue Funds	113
Combining Balance Sheet - Nonmajor Debt Service Funds	119
Combining Statement of Revenues, Expenditures and Changes in Fund Balances - Nonmajor Debt Service Funds	120
Governmental Funds Individual Fund Schedules of Revenues, Expenditures/Expenses and Changes in Fund Balance – Budget (Non-GAAP Basis) and Actual.....	122
<i>Combining Statements – Internal Service Funds:</i>	
Description of Funds	164
Combining Statement of Fund Net Position – Nonmajor Internal Service Funds	165
Combining Statement of Revenues, Expenses and Changes in Fund Net Position – Nonmajor Internal Service Funds.....	166
Combining Statement of Cash Flows – Nonmajor Internal Service Funds	167
<i>Combining Statements - Custodial Funds:</i>	
Description of Funds	168
Combining Statement of Fiduciary Net Position – Custodial Funds	170

City of Shaker Heights
Cuyahoga County, Ohio
Annual Comprehensive Financial Report
For the Year Ended December 31, 2023

Table of Contents (continued)

Combining Statement of Changes in Fiduciary Net Position – Custodial Funds	172
 Statistical Section	
Title Page.....	175
Net Position by Component - Last Ten Years (Accrual Basis of Accounting)	178
Changes in Net Position - Last Ten Years (Accrual Basis of Accounting).....	180
Fund Balances of Governmental Funds Last Ten Years (Modified Accrual Basis of Accounting)	182
Changes in Fund Balances of Governmental Funds Last Ten Years (Modified Accrual Basis of Accounting)	184
Assessed Valuation and Estimated Actual Values of Taxable Property Last Ten Years	186
Property Tax Rates – Direct and Overlapping Governments Last Ten Years	188
Property Tax Levies and Collections – Last Ten Years	190
Principal Taxpayers – Real Estate Tax – 2023 and 2014	192
Income Tax Revenue Base and Collections – Last Ten Years.....	193
Ratio of Outstanding Debt to Total Personal Income and Debt per Capita – Last Ten Years.....	194
Ratio of General Obligation Bonded Debt to Assessed Value and Bonded Debt per Capita – Last Ten Years.....	195
Computation of Direct and Overlapping Governmental Activities Debt.....	196
Legal Debt Margin – Last Ten Years	198
Principal Employers – 2023 and 2014.....	201
Demographic and Economic Statistics – Last Ten Years.....	202
Full-Time Equivalent City Government Employees by Function/Program – Last Ten Years	204
Operating Indicators by Function/Program – Last Ten Years.....	206
Capital Assets Statistics by Function/Program – Last Ten Years	210



SHAKER HEIGHTS

June 20, 2024

Mayor David E. Weiss,
Chief Administrative Officer, Jeri E. Chaikin,
Members of City Council and
Residents of the City of Shaker Heights, Ohio
Shaker Heights City Hall
3400 Lee Road
Shaker Heights, Ohio 44120

Re: Submission of 2023 Annual Comprehensive Financial Report

Dear Mayor Weiss, Ms. Chaikin, Members of Council, and Residents of Shaker Heights:

I am pleased to submit for your review the City of Shaker Heights' (the City) 2023 Annual Comprehensive Financial Report (Annual Report). This report is the City's official annual report for the fiscal year ended December 31, 2023. This Annual Report is a more extensive report than the basic financial statements, and we believe that it demonstrates the City's ongoing commitment to be accountable not only to its citizenry but also to excellence in financial reporting. Ohio law requires that the City of Shaker Heights annually publish a complete set of financial statements for the results of its fiscal operations, presented in conformity with generally accepted accounting principles (GAAP). The Finance Department is responsible for the accuracy of the data and the completeness and fairness of its presentation, including disclosures. We believe that the information presented is accurate in all material respects and reported in a manner designed to show the financial position and operating results of the City.

This Annual Report consists of management's representations concerning the finances of the City of Shaker Heights. Consequently, the management of the City assumes full responsibility for the completeness and reliability of all of the information presented in this report. In order to provide a reasonable basis for making these representations, the management of the City has established a comprehensive internal control framework. This internal control system has been designed to both protect the City's assets from loss, theft or misuse and to compile sufficient reliable information for the preparation of the City's financial statements in conformity with GAAP. Because the cost of internal controls should not outweigh their benefits, the City's comprehensive framework of internal controls has been designed to provide reasonable, rather than absolute, assurance that the financial statements will be free from material misstatement. As the management of the City of Shaker Heights, we assert that, to the best of our knowledge and belief, this financial report is complete and reliable in all material respects.

The City of Shaker Heights' financial statements have been audited by Rea & Associates, Inc. a firm of licensed certified public accountants. The goal of the independent audit is to provide reasonable assurance that the financial statements of the City of Shaker Heights for the year ended December 31, 2023, are free of material misstatement. An independent audit involves examining, on a test basis, evidence supporting the amounts and disclosures in the financial statements; assessing the accounting principles used and significant estimates made by management; and evaluating the overall financial statement presentation. Based upon the results of the audit, the independent auditor concluded that there was a reasonable basis for rendering an unmodified opinion that the City's financial statements for the year ended December 31, 2023 are fairly presented in conformity with GAAP. The independent auditor's report is presented as the first component of the financial section of this report.

The independent audit of the financial statements of the City of Shaker Heights was part of a broader, federally mandated "Single Audit" designed to meet the special needs of federal grantor agencies. The standards governing Single Audit engagements require the independent auditor to report not only on the fair presentation of the financial statements, but also on the audited government's internal controls and compliance with legal requirements, with special emphasis on internal controls and legal requirements involving the administration of federal grant awards. These reports are available in the City's separately issued Reports Issued Pursuant to Governmental Auditing Standards and Uniform Guidance.

Provisions of GAAP require that city management provide an introduction, overview and analysis to accompany the basic financial statements in the form of a Management's Discussion and Analysis (MD&A). This letter of transmittal is designed to complement the MD&A and should be read in conjunction with it. The City's MD&A can be found immediately following the independent auditor's report.

Profile of the City of Shaker Heights, Ohio

The City of Shaker Heights, covering approximately 6.3 square miles and a population of 29,439, (2020 Census) is located approximately ten miles southeast of downtown Cleveland in Cuyahoga County in northeastern Ohio. Incorporated under Ohio law as a village in 1912, Shaker Heights became a city in 1931. As provided by Ohio law, the City operates under the auspices of its own charter, which was adopted by the voters in 1931. The Charter provides for the City to operate under the Mayor-Council form of government with the Mayor serving as the President of Council. The Mayor serves as the City's Chief Executive Officer and appoints, subject to confirmation by City Council, and removes, the City's Chief Administrative Officer and appoints and removes all department heads. The City is empowered by State statute to levy a property tax on real properties and public utility personal property located within its boundaries. It is also empowered to levy a tax on the income and net profits of all individuals and businesses earned within the boundaries of the City as well as the income of City residents, regardless of where the income was earned.

Legislative authority is vested in a seven-member Council. All council members are elected at-large and serve for four-year terms. Council terms are staggered with four members being elected in one election and three members being elected in the next election two years following. City Council holds its regular monthly council meeting on the fourth Monday of the month. In addition, the Council holds a work session meeting on the second Monday of the month. The various committees of Council meet on a monthly basis at various times throughout the month. The Mayor appoints all Council committees. The Chief Administrative Officer serves as the Clerk of Council with the Director of Law serving as the Clerk of Council Pro-Tem. The City department heads attend regular council meetings and council work sessions whenever required.

Primarily considered to be a residential community, Shaker Heights is the nation's oldest completely planned community and is recognized in the National Register as the Shaker Village Historical District. Combining the "Garden City" movement with comprehensive planning, the City was initially planned and developed to include housing that was diverse in style and in price, large parcels of land for public and private schools, churches, lakes, parks and a golf course. The City is served by a rail transit system to downtown Cleveland and Cleveland Hopkins International Airport. Originally City-owned and operated, the rail system is now owned and operated by the Greater Cleveland Regional Transit Authority (GCRTA).

The City provides a variety of City services to its residents, including: Police and Fire Protection, Emergency Medical Services, Refuse Collection, Street Maintenance, Recreation, Municipal Court, Planning, Economic Development, Inspectional Services, Public Improvements and General Administrative Services. The City receives its Public Health services from the Cuyahoga County Board of Health. FirstEnergy and Dominion East Ohio Gas Company, both of which are independent, investor-owned utilities regulated by the State of Ohio, provide the City's residents with electricity and natural gas distribution, respectively. The City provides a natural gas aggregation program for its residents through Interstate Gas Supply, Inc., which is used by about 7,510 residential and small commercial customers in the City. The City was a member of the Northeast Ohio Public Energy Council (NOPEC) for the provision of an electric aggregation program until NOPEC ended the program in August 2022. The City officially withdrew as a member on December 31, 2022 and beginning on June 1, 2023, the City formed its own electric aggregation program. There are about 5,603 residential and commercial customers in the City's program. The City of Cleveland and the Northeast Ohio Regional Sewer District provide water and sewage service to the City's residents, respectively. In addition to fees paid to the Northeast Ohio Regional Sewer District, City residents also pay a local surcharge based upon water consumption that is used by the City for the maintenance and replacement of the sewer lines within the City. In December 2019, City Council approved legislation authorizing new local sewer fees to be phased in over four years starting in 2020, including a new fixed monthly local sewer fee that applies equally to each water account, which will be phased in over four years, and an increase in the local usage rate (per thousand cubic feet of water used or MCF), which will vary depending on water usage and will be phased in over four years. The new fixed fee started in June 2019 for usage in May 2020. This fee will be phased in over four years through 2023. The monthly fixed fee will increase by \$2.50 each year until it reaches \$10.00/month in June 2023. The fees will generate a funding stream for long term planning and continued aggressive maintenance of existing sewers and capital costs related to infrastructure, such as new laterals and connections from the sewer main to private property, sewer linings and replacements. This will ensure that the sewer system remains viable for at least another 50 years and beyond.

The City's Police Department is an internationally accredited law enforcement agency. The department attained its 10th reaccreditation award in November, 2021 from the Commission on Accreditation of Law Enforcement Agencies (CALEA). Annually, the police department offers a Citizens Police Academy for City residents and merchants and supports a robust volunteer organization known as the Shaker Heights Citizen Police Association (SHCPA). The department is a member of a regional law enforcement agency with 5 other cities identified as Eastside Departments Group Enforcement (EDGE) which provides police services, including SWAT, Mobile Field Force, and Crisis Intervention and Accident Investigation teams. The department has an embedded mental health counselor that co-responds to all mental health crisis calls for service. The Shaker Heights Fire Department belongs to the Heights Hillcrest Technical Rescue Team (HHTRT) which provides technical rescue capabilities such as Confined Space Rescue, High Angle Rope Rescue, Trench Collapse Rescue and Structural Collapse Rescue. The Fire Department oversees the Community Emergency Response Team (CERT), a group of

citizens trained in emergency preparedness and how to assist police and firefighters when called upon during an emergency. The City has entered into an Agreement with the Cities of Cleveland Heights, University Heights, South Euclid and Richmond Heights to create the Heights-Hillcrest Communications Center (HHCC) which, on January 1, 2022, merged with Chagrin Valley Dispatch (CVD), to provide a joint police, fire and emergency medical services communications system for the dispatch of police, fire and emergency medical services, in and for, the member communities. The Public Works Department offers backyard collection of refuse and recycling, and as such, unsightly garbage cans are not placed on residential tree lawns. The City's recycling program allows the comingling of paper, glass, plastic and cans along with organic materials. In addition, the City offers large item drop off and recycling of corrugated cardboard, magazines and other materials at its service center, as well as recycling of discarded computers and electronic equipment and tires. Public Works maintains over 350 acres of greenspace. Each year, Public Works oversees several multi million dollars' worth of street resurfacing, sewer repair and replacement projects, and waterline replacement projects.

The City of Shaker Heights Recreation Department offers many programs and services to the community including Thornton Park situated on a 13-acre campus. Programs and services include an indoor ice arena that operates year-round, a 50 meter outdoor swimming pool with separate tot pool, and spray pad. Also at Thornton Park is a sand volleyball court, outdoor tennis courts, a skate-park, basketball court, walking trail and sledding hill. Another premier park in Shaker is Horseshoe Lake Park that includes trails, picnic pavilions, ADA accessible parking, and a playground. Shaker has a multipurpose trail in the Shaker Boulevard median from Warrensville Center Road to the City of Beachwood border and connects with Beachwood's multipurpose trail. Outdoor athletic fields are located on the Shaker Boulevard median near Warrensville Center Road and on Chagrin Boulevard next to the Shaker Public Library Main Branch. Other athletic fields managed by the City are located in a variety of locations. In addition to these facilities, a comprehensive range of recreational programs is offered for children and adults in both playgrounds and neighborhood parks. The City also maintains Shaker Lakes, a 190-acre area that includes three lakes. Recreation programs and services include those for all ages from preschool through senior and active older adults. Programs include sports, health and wellness, enrichment, and skill development.

Shaker Heights was designated as a Bronze-level Bicycle Friendly Community in 2016 and 2020, one of only 20 in the state. The regional, multi-purpose Lake-to-Lakes Trail connects the Shaker Lakes with Lake Erie and the multi-purpose Shaker Median Trail provides connection between Shaker Heights and Beachwood. "Bikes May Use Full Lane" and sharrows/share the road signage has been installed on five roads totaling 30.6 miles. The Farnsleigh Road multipurpose path was completed in 2019 and the Warrensville Center Road multipurpose path was completed in 2020. These paths offer an additional mile of off-road, active transportation infrastructure and provides neighborhood and business connections to the Van Aken District, a new Transit-Oriented Development. There are approximately 365 bike rack spaces across 70 bike racks throughout Shaker Heights.

The annual operating and capital budgets serve as the basis for the City's financial planning and control. The City's Charter requires the Mayor, with the assistance of the Director of Finance, to submit a draft of the following year's proposed budget not less than forty-five days prior to the end of each fiscal year. Council is required to adopt either an annual budget for the ensuing year or a temporary budget covering the first ninety days of the ensuing year, by no later than December 31 of the current year. If a temporary budget is adopted, a permanent budget must be adopted by no later than the ninetieth day of the budget year, normally March 31. For many years Council has adopted an annual operating and capital budget prior to December 31 of the preceding year.

The appropriated budget is prepared by fund, department, and expenditure category (personal services and all other expenditures). Council must authorize appropriation transfers between departments, between categories within departments and transfers or advances of moneys between funds. Operating budgets expire on December 31. Budget-to-actual comparisons are provided in this report for each individual governmental fund for which an appropriated annual budget has been adopted. For the general fund, this comparison is presented as part of the basic financial statements. For governmental funds, other than the general fund, with appropriated annual budgets, this comparison is presented in the governmental fund subsection of this report.

Local Economy and Financial Condition

The information presented in the financial statements is perhaps best understood when it is considered from the broader perspective of the specific environment within which the City of Shaker Heights operates.

The City of Shaker Heights is an inner-ring suburb of the City of Cleveland, Ohio. Primarily residential in nature, the City of Shaker Heights has a diverse base of residents working in many professions and industries. The City's economic strength is directly linked to this diversity and the strength of northeast Ohio's economy.

While downtown Cleveland is only twenty minutes by car from the heart of the City, the rapid transit, a light rail public transit system, provides even more accessibility to downtown Cleveland's business community and attractions, including a casino, the Global Center for Health Innovation and the Huntington Convention Center of Cleveland. The Greater Cleveland Regional Transit Authority's (GCRTA) rapid transit rail line serves not only downtown Cleveland and Cleveland Hopkins International Airport but also the Cleveland waterfront area including the recreational/entertainment area known as the "Flats", the Rock & Roll Hall of Fame and Museum, the Great Lakes Science Museum, Rocket Mortgage Field House (home of the NBA Cleveland Cavaliers), Progressive Field (home of the MLB Cleveland Guardians) and Cleveland Browns Stadium (home of the NFL Cleveland Browns). Another contributor to the City's economic strength is its proximity to the University Circle area of Cleveland. University Circle is home to major cultural, educational and medical facilities including Severance Hall, the home of the world-renown Cleveland Orchestra, the Cleveland Museum of Art, and Case Western Reserve University. University Hospitals of Cleveland and the Cleveland Clinic are located in University Circle and are both world-renowned for medical research, teaching and treatment facilities. They are the two largest employers in Cuyahoga County.

Educational institutions contribute significantly to the fabric of the community. Of the principal employers in 2023, four of the top seven are schools: the Shaker Heights City School District; Hathaway Brown School; Laurel School; and University School (Shaker Heights Campus). The City of Shaker Heights residents place a noteworthy value on public education. Of the total millage in the City of Shaker Heights for all entities in 2023, approximately 72.3% of residential property taxes support the Shaker Heights City School District.

According to the Cuyahoga County Fiscal Officer, the total property assessed valuation for the 2023 tax year/collection year 2024 is \$889,695,630. This amount is higher than the prior year valuation of \$884,733,280.

On a cash basis, City income tax revenue grew 52.8% during the ten-year period from 2013 to 2023. The significant growth over the period was mostly attributable to the 0.5% increase in the income tax rate that became effective in October 2012. Income taxes were 3.6% higher in 2023 than 2022, a continued rebound from the pandemic in 2020. The components of income tax collections in 2023 were 55.6% from individual taxpayers, 40.7% from withholding by employers and 3.9% from taxes on net profits. The remainder is comprised of penalty and interest receipts and refunds and adjustments.

Economic Development

The City has historically permitted development pursuant only to carefully developed and implemented general plans. In 2001, the City adopted a Strategic Investment Plan (SIP) which identified areas of the City for commercial and residential development and redevelopment.

In November 2010, the City adopted an Economic Development Strategy to diversify its tax base and support the City's long term economic strength. The plan focuses on business attraction in target industry sectors (ambulatory care and health sciences, professional services, technology and information services, and design and engineering); business retention and expansion; place-making investments to create vibrant commercial districts; financial incentives for commercial property owners and businesses seeking to expand or locate in the City; and aggressive marketing, branding, and outreach.

The City's economic development incentive tools are designed to attract, retain and expand businesses, create jobs and new payroll within the City, and improve commercial properties. The Vision Fund assists established, growing businesses ready to move into office space by providing financial assistance for tenant improvements and equipment purchases based on the income/payroll taxes the City collects over a three to five year period, or longer in specific circumstances. Through the SBA Shaker Partnership Loan program, the City – with financial support from Cuyahoga County and in partnership with the U.S. Small Business Administration – provides equity in the form of forgivable loans to small businesses that relocate to, expand or start up in Shaker Heights. The City's Storefront Renovation Program provides micro-grants to small businesses and commercial property owners for new or improved business signage or full storefront façade improvements.

The City works in partnership with the Shaker Heights Development Corporation (SHDC), a nonprofit community improvement corporation created to help enhance the City's commercial revitalization efforts. Forty percent of SHDC board members are City-elected and appointed officials. SHDC leases a former car dealership from the City for use as its offices and as "The Dealership", which offers co-working and office space for entrepreneurs and businesses as well as small business programming presented in partnership with regional nonprofit organizations. SHDC also manages two business associations and invests in real estate development in the Lee Road commercial district, including, acquiring properties to support new businesses and to help current businesses expand. When the City purchases or receives commercial property through tax foreclosure, it either partners with SHDC to put the property back into productive use or partners with the Cuyahoga County Land Bank to demolish vacant buildings using Cuyahoga County grant dollars. After demolitions, SHDC assists in redeveloping properties to enable additional revitalization of the commercial corridor.

The Van Aken neighborhood spans approximately 20 acres and sits at the terminus of GCRTA's rapid transit line. The Van Aken District mixed-use development has created a gathering place for residents with unique retail shops and restaurants, high quality rental apartments, and second and third floor office space. City Council

approved a development and use agreement for the project in 2016. The demolition of a former 1960's shopping center occurred in 2016. Construction began in 2017, and the first phase of development was completed by April 2019, including 60,000 square feet of office space, 100,000 square feet of retail space, 103 housing units and a 350-space parking garage. In total, this development required a \$119 million public-private partnership. The next phase of development is under construction and includes an apartment building built upon a formerly city-owned parking lot on Farnsleigh Road. The project consists of an 18 story building with 229 market rate apartments and a 263 space garage on a landscaped 2.55 acre site. The investment is estimated at \$100 million.

The Van Aken District mixed-use development also motivated a number of infill developments in the surrounding area, including a climbing gym (the first of its kind in the region) and a preschool. Both of these businesses were built on property deeded to the City in lieu of tax foreclosure and whose buildings were demolished with County grant funds. The project has also spurred deliberations for additional office, retail, and apartment projects on redevelopment sites within the District.

Finally, the City's economic development programming also seeks to ensure connectivity between commercial districts and residential neighborhoods. The Economic Development Department leads the City's neighborhood engagement efforts, which are designed to increase cohesiveness and stability in the neighborhoods. Efforts focus on building relationships with and among residents, increasing resident participation within the greater community, developing resident leadership capacity, and connecting neighbors to foster network-building, safe and active streets, and stable neighborhoods.

Housing and the Neighborhoods

The City of Shaker Heights is known for the excellent quality of its housing, its attractive, Garden City landscape and its vibrant, diverse neighborhoods. These are the characteristics which draw people to the community and which cause them to stay. While all cities seek to be regarded as desirable places to live, for cities like Shaker Heights where over 90.0% of the property tax base is residential, maintaining strong property values is an imperative, not a choice. Housing is Product #1 in this City. Throughout the decades, Shaker Heights has been the choice for home seekers looking to move into a community that acknowledges and recognizes the benefits – social, economic, and long-term – of an integrated, diverse suburb.

Shaker's City Council has adopted the 2022 Housing and Neighborhood Plan, as an update to the 2015 Housing and Neighborhood Plan. The goals of the 2022 Plan are:

- Attract New Residents to Shaker Heights, Increase Demand for Houses, and Increase Property Values
- Preserve Existing High-Quality Housing, and
- Increase Cohesiveness, Desirability, Attractiveness, and Stability in the Neighborhoods

Since the adoption of the 2015 Housing and Neighborhood Plan, the City has made both large scale and scattered site infill housing at various price points a priority. 103 units of luxury apartment units were completed at the Van Aken District in 2018. In April 2018, the City established a Small Lot Infill Development (SLID) Overlay District, which enables a greater variety of housing types to be built in portions of the City with the highest concentrations of City-owned vacant lots. The City has entered into a Development and Use agreement with Knez Builders, GLH, LLC, YRM Corp, Keystate Homes, Giltz Co. and the Cuyahoga County Land Bank (CCLRC) for market rate single family homes in the Moreland neighborhood. So far, Knez has finished six homes,

YRM Corp has 6 under construction, and the Cuyahoga County Landbank, Giltz, and GLH, LLC will begin construction on 8 units, though the City is anticipating nearly 20 more homes within the next three years. On the corner of Sutton Road and Van Aken Boulevard, the Van Aken Mews began in 2022, adding six more townhomes to the 12 that were constructed previously. They are expected to begin construction on 4 more units before the end of 2024.

High quality housing is maintained with a strong code enforcement program. In 2023, the Building and Housing Department conducted 566 new point of sale inspections. 184 escrow accounts totaling \$4.45 million were established to correct code violations. The Building and Housing Department also works to improve the quality of rental housing for safety and habitability by requiring an annual Housing License for each rental property as well as a complete interior and exterior inspection every three years. Owner-occupied single-family homes receive an exterior inspection every five years. Over 2,400 building permits were issued in 2023 for building improvements totaling over \$83.9 million. Code enforcement and permit activities resulted in over 6,300 inspections which ensures buildings are constructed and maintained in a manner that safeguards the building's occupants and the overall welfare of the community.

Foreclosures and properties sold at Sheriff's sales are monitored regularly and the City's Vacant Property Ordinance mandates that vacant homes are kept secure, winterized, and covered by insurance. Each vacant property is checked monthly by a Housing Inspector to ensure it is maintained to community standards. Nuisance abatement orders were issued on 26 properties in 2023 for items such as, replacement of broken windows, removal of litter, debris, and fallen tree branches. Three blighted houses were demolished.

Resident and Business Attract and Retain Strategy

The Communications and Marketing Department leads the City's efforts to identify Shaker Heights as a desirable place to live, work and do business. Informed by the statistically significant Community Attitude Survey, marketing campaigns emphasize Shaker's distinctive, desirable and diverse housing options; welcoming and beautiful neighborhoods; walkability and access to public transportation; dedication to the protection and preservation of parks and trails; superior City services; excellent schools; progressive nature of the community; and commitment to diversity, equity and inclusion. Communications and Marketing tactics aimed at attracting and retaining residents and businesses include:

- Advertising year-round in occasional print media but primarily on digital platforms, which attracted more than 9 million impressions in 2023
- Delivery of City ENews (monthly), Mayor's Report videos (several times per year) and other email newsletters and dedicated emails (as needed) to more than 5,000 subscribers
- Maintenance and continual updating of robust websites (shakerheightsoh.gov, and shaker.life)
- Social Media: Facebook, Twitter, Instagram, YouTube
- Publishing the quarterly, award-winning Shaker Life magazine
- Production and distribution of occasional promotional videos
- Production of postcards, flyers and other collateral material
- Media relations

Awards and Acknowledgements

GFOA Certificate of Achievement Award and Auditor of State Award

Government Finance Officers Association of the United States and Canada (GFOA) awarded a Certificate of Achievement for Excellence in Financial Reporting to the City of Shaker Heights for its annual comprehensive financial report for the fiscal year ended December 31, 2022. This was the 17th consecutive year that the government has achieved this prestigious award. In order to be awarded a Certificate of Achievement, a government must publish an easily readable and efficiently organized annual comprehensive financial report. This report must satisfy both generally accepted accounting principles and applicable legal requirements.

A Certificate of Achievement is valid for a period of one year only. We believe that our current annual comprehensive financial report continues to meet the Certificate of Achievement Program's requirements and we are submitting it to GFOA to determine its eligibility for another certificate.

The City was awarded the Auditor of State Award with Distinction by the Ohio Auditor for 2022, 2021, 2020, 2018, 2016, 2014, 2013 and 2012 Audit reports.

The successful completion of a report of this scope depends upon the dedicated contributions of many employees. The sincere appreciation of those primarily responsible for the completion of this Annual Report is extended to all contributors, but especially those employees in the Finance Department. Without the dedicated assistance of all Finance Department employees, this report would not have been possible. Finally, the Staff wishes to extend its appreciation to Mayor David E. Weiss, Chief Administrative Officer and Clerk of Council, Jeri E. Chaikin, the City Council and its Finance Committee for their support and commitment to responsible and transparent financial reporting.

Respectfully submitted,



John J. Potts, CPA
Director of Finance

City of Shaker Heights, Ohio

Listing of Principal City Officials

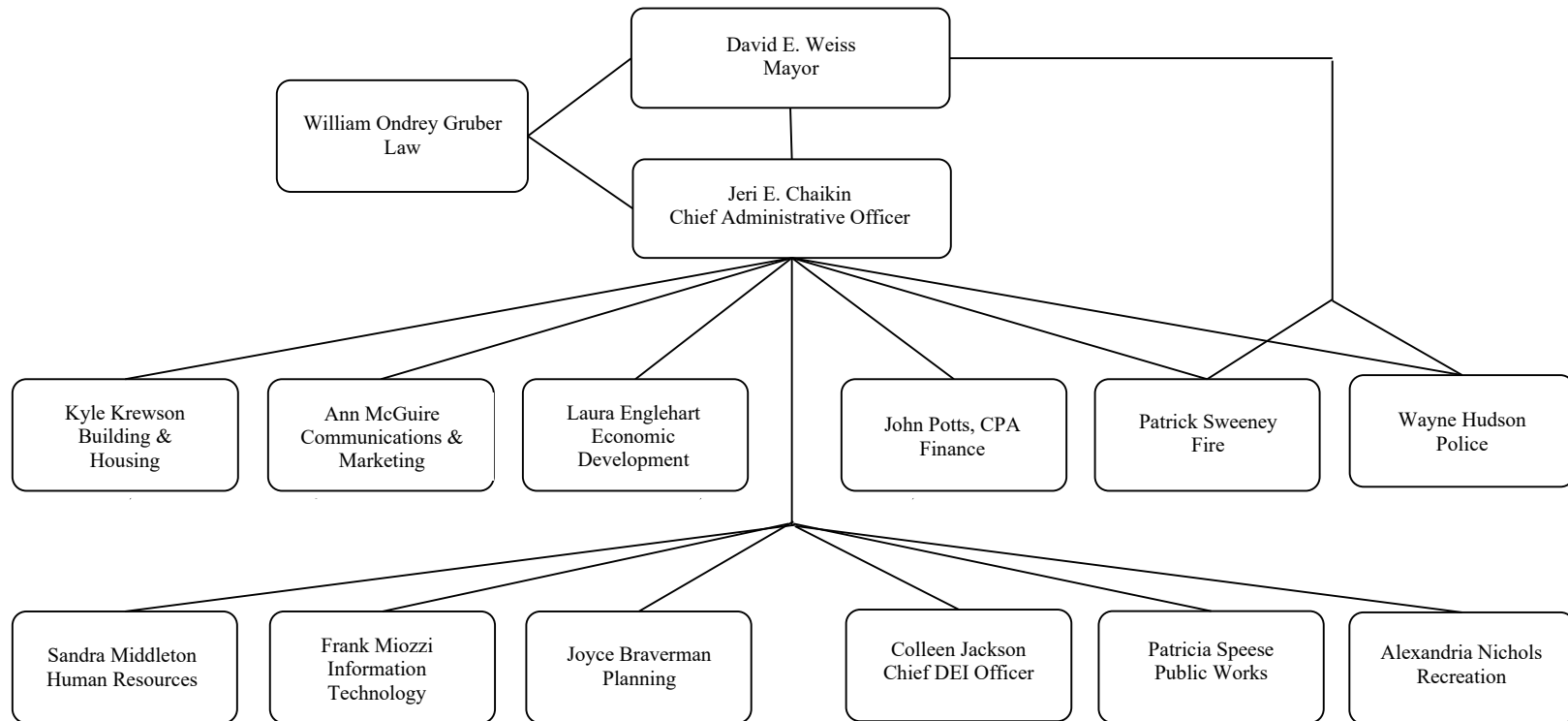
December 31, 2023

Mayor	David E. Weiss
Council Member/Vice Mayor	Sean Malone
Council Member	Ifeolu A.C. Claytor
Council Member	Tres Roeder
Council Member	Nancy Moore
Council Member	Anne Williams
Council Member	Carmella Williams
Council Member	Earl Williams, Jr.

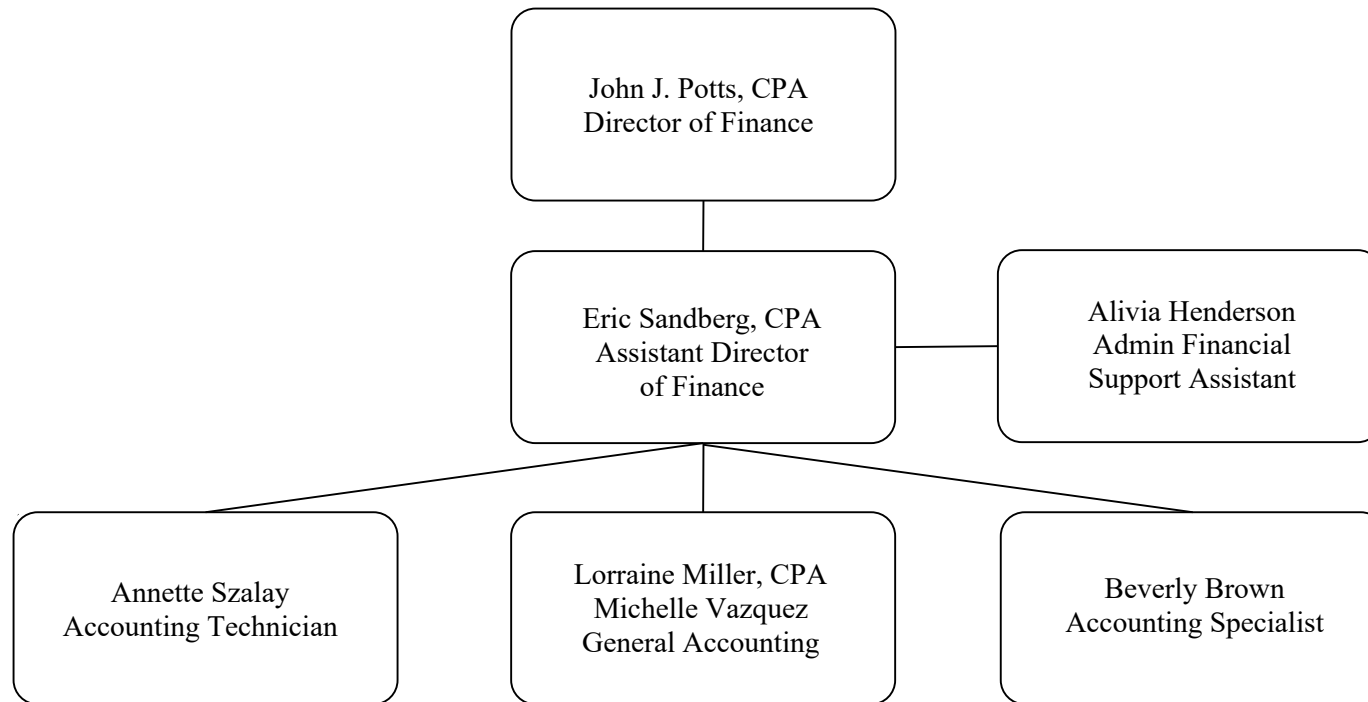
APPOINTED OFFICIALS

Chief Administrative Officer	Jeri E. Chaikin
Director of Law	William Ondrey Gruber
Chief of Fire	Patrick Sweeney
Chief of Police	Wayne Hudson
Chief Diversity, Equity & Inclusion Officer	Colleen Jackson
Director of Building and Housing	Kyle Krewson
Director of Economic Development	Laura Englehart
Director of Finance	John Potts, CPA
Director of Communications and Marketing	Ann McGuire
Director of Human Resources	Sandra Middleton
Director of Information Technology	Frank Miozzi
Director of Planning	Joyce Braverman
Director of Public Works	Patricia Speese
Director of Recreation	Alexandria Nichols

City of Shaker Heights, Ohio Administrative Organizational Chart December 31, 2023



City of Shaker Heights, Ohio Finance Department Organizational Chart December 31, 2023





Government Finance Officers Association

Certificate of
Achievement
for Excellence
in Financial
Reporting

Presented to

**City of Shaker Heights
Ohio**

For its Annual Comprehensive
Financial Report
For the Fiscal Year Ended

December 31, 2022

Christopher P. Morill

Executive Director/CEO

**FINANCIAL
SECTION**

INDEPENDENT AUDITOR'S REPORT

To the Members of Council
City of Shaker Heights
Cuyahoga County, Ohio
3400 Lee Road
Shaker Heights, OH 44120

Report on the Audit of the Financial Statements

Opinions

We have audited the financial statements of the governmental activities, each major fund, and the aggregate remaining fund information of the City of Shaker Heights, Cuyahoga County, Ohio (the City), as of and for the year ended December 31, 2023, and the related notes to the financial statements, which collectively comprise the City's basic financial statements as listed in the table of contents.

In our opinion, the accompanying financial statements referred to above present fairly, in all material respects, the respective financial position of the governmental activities, each major fund, and the aggregate remaining fund information of the City, as of December 31, 2023, and the respective changes in financial position, and where applicable, cash flows thereof, and the respective budgetary comparison for the general fund for the year then ended in accordance with accounting principles generally accepted in the United States of America.

Basis for Opinions

We conducted our audit in accordance with auditing standards generally accepted in the United States of America (GAAS) and the standards applicable to financial audits contained in *Government Auditing Standards* issued by the Comptroller General of the United States (*Government Auditing Standards*). Our responsibilities under those standards are further described in the Auditor's Responsibilities for the Audit of the Financial Statements section of our report. We are required to be independent of the City and to meet our other ethical responsibilities, in accordance with the relevant ethical requirements relating to our audit. We believe that the audit evidence we have obtained is sufficient and appropriate to provide a basis for our audit opinions.

Responsibilities of Management for the Financial Statements

Management is responsible for the preparation and fair presentation of the financial statements in accordance with accounting principles generally accepted in the United States of America, and for the design, implementation, and maintenance of internal control relevant to the preparation and fair presentation of financial statements that are free from material misstatement, whether due to fraud or error.

In preparing the financial statements, management is required to evaluate whether there are conditions or events, considered in the aggregate, that raise substantial doubt about the City's ability to continue as a going concern for twelve months beyond the financial statement date, including any currently known information that may raise substantial doubt shortly thereafter.

Auditor's Responsibilities for the Audit of the Financial Statements

Our objectives are to obtain reasonable assurance about whether the financial statements as a whole are free from material misstatement, whether due to fraud or error, and to issue an auditor's report that includes our opinions. Reasonable assurance is a high level of assurance but is not absolute assurance and therefore is not a guarantee that an audit conducted in accordance with GAAS and *Government Auditing Standards* will always detect a material misstatement when it exists. The risk of not detecting a material misstatement resulting from fraud is higher than for one resulting from error, as fraud may involve collusion, forgery, intentional omissions, misrepresentations, or the override of internal control. Misstatements are considered material if there is a substantial likelihood that, individually or in the aggregate, they would influence the judgment made by a reasonable user based on the financial statements.

In performing an audit in accordance with GAAS and *Government Auditing Standards*, we

- exercise professional judgment and maintain professional skepticism throughout the audit.
- identify and assess the risks of material misstatement of the financial statements, whether due to fraud or error, and design and perform audit procedures responsive to those risks. Such procedures include examining, on a test basis, evidence regarding the amounts and disclosures in the financial statements.
- obtain an understanding of internal control relevant to the audit in order to design audit procedures that are appropriate in the circumstances, but not for the purpose of expressing an opinion on the effectiveness of the City's internal control. Accordingly, no such opinion is expressed.
- evaluate the appropriateness of accounting policies used and the reasonableness of significant accounting estimates made by management, as well as evaluate the overall presentation of the financial statements.
- conclude whether, in our judgment, there are conditions or events, considered in the aggregate, that raise substantial doubt about the City's ability to continue as a going concern for a reasonable period of time.

We are required to communicate with those charged with governance regarding, among other matters, the planned scope and timing of the audit, significant audit findings, and certain internal control-related matters that we identified during the audit.

Required Supplementary Information

Accounting principles generally accepted in the United States of America require that the Management's Discussion and Analysis and Pension and other Post-Employment Benefit schedules as listed in the table of contents, be presented to supplement the basic financial statements. Such information is the responsibility of management and, although not a part of the basic financial statements, is required by the Governmental Accounting Standards Board who considers it to be an essential part of financial reporting for placing the basic financial statements in an appropriate operational, economic, or historical context. We have applied certain limited procedures to the required supplementary information in accordance with auditing standards generally accepted in the United States of America, which consisted of inquiries of management about the methods of preparing the information and comparing the information for consistency with management's responses to our inquiries, the basic financial statements, and other knowledge we obtained during our audit of the basic financial statements. We do not express an opinion or provide any assurance on the information because the limited procedures do not provide us with sufficient evidence to express an opinion or provide any assurance.

Supplementary Information

Our audit was conducted for the purpose of forming opinions on the financial statements that collectively comprise the City's basic financial statements. The combining and individual fund financial statements and schedules are presented for purposes of additional analysis and are not a required part of the basic financial statements. Such information is the responsibility of management and was derived from and relates directly to the underlying accounting and other records used to prepare the basic financial statements. The information has been subjected to the auditing procedures applied in the audit of the basic financial statements and certain additional procedures, including comparing and reconciling such information directly to the underlying accounting and other records used to prepare the basic financial statements or to the basic financial statements themselves, and other additional procedures in accordance with auditing standards generally accepted in the United States of America. In our opinion, the combining and individual fund financial statements and schedules are fairly stated, in all material respects, in relation to the basic financial statements as a whole.

Other Information

Management is responsible for the other information included in the annual comprehensive financial report. The other information comprises the introductory and statistical sections but does not include the basic financial statements and our auditor's report thereon. Our opinions on the basic financial statements do not cover the other information, and we do not express an opinion or any form of assurance thereon.

In connection with our audit of the basic financial statements, our responsibility is to read the other information and consider whether a material inconsistency exists between the other information and the basic financial statements, or the other information otherwise appears to be materially misstated. If, based on the work performed, we conclude that an uncorrected material misstatement of the other information exists, we are required to describe it in our report.

Other Reporting Required by Government Auditing Standards

In accordance with *Government Auditing Standards*, we have also issued our report dated June 20, 2024 on our consideration of the City's internal control over financial reporting and on our tests of its compliance with certain provisions of laws, regulations, contracts, and grant agreements and other matters. The purpose of that report is solely to describe the scope of our testing of internal control over financial reporting and compliance and the results of that testing, and not to provide an opinion on the effectiveness of the City's internal control over financial reporting or on compliance. That report is an integral part of an audit performed in accordance with *Government Auditing Standards* in considering City's internal control over financial reporting and compliance.

Rea & Associates, Inc.

Rea & Associates, Inc.
Independence, Ohio
June 20, 2024

This Page Intentionally Left Blank

City of Shaker Heights
Cuyahoga County, Ohio
Management's Discussion and Analysis
For the Year Ended December 31, 2023
(Unaudited)

The discussion and analysis of the City of Shaker Heights's (the City) financial performance provides an overall review of the City's financial activities for the year ended December 31, 2023. The intent of this discussion and analysis is to look at the City's performance as a whole; readers should also review the notes to the basic financial statements and financial statements to enhance their understanding of the City's financial performance.

Financial Highlights

Key financial highlights for 2023 are as follows:

- Net position increased \$11,337,427 from 2022.
- Total capital assets increased \$2,553,005 during 2023.

Using this Annual Comprehensive Financial Report

This report is designed to allow the reader to look at the financial activities of the City of Shaker Heights as a whole and is intended to allow the reader to obtain a summary view or a more detailed view of the City's operations, as they prefer.

The Statement of Net Position and the Statement of Activities provide information from a summary perspective showing the effects of the operations for the year 2023 and how they affected the operations of the City as a whole.

Reporting the City as a Whole

Statement of Net Position and the Statement of Activities

The *Statement of Net Position* and *Statement of Activities* provide information about the activities of the whole City, presenting both an aggregate view of the City's finances and a longer-term view of those finances. Fund financial statements provide the next level of detail. For governmental funds, these statements tell how services were financed in the short-term as well as what remains for future spending. The fund financial statements also look at the City's most significant funds with all other nonmajor funds presented in total in one column. In the case of the City of Shaker Heights, the general fund is by far the most significant fund.

A question typically asked about the City's finances is "How did we do financially during 2023?" The Statement of Net Position and the Statement of Activities answer this question. These statements include all assets and deferred outflows of resources and liabilities and deferred inflows of resources using the accrual basis of accounting similar to the accounting method used by most private-sector companies. This basis of accounting takes into account all of the current year's revenues and expenses regardless of when cash is received or paid.

City of Shaker Heights
Cuyahoga County, Ohio
Management's Discussion and Analysis
For the Year Ended December 31, 2023
(Unaudited)

These two statements report the City's *net position* and *changes in net position*. This change in net position is important because it tells the reader that, for the City as a whole, the *financial position* of the City has improved or diminished. The causes of this change may be the result of many factors, some financial, some not. Non-financial factors include the City's property tax base, current property tax laws in Ohio which restrict revenue growth, facility conditions, and other factors.

In the Statement of Net Position and the Statement of Activities, the governmental activities include most of the City's programs and services, including general government, security of persons and property, leisure time services, housing and community development, sanitation and sewer services, street maintenance and repair, transportation and repair, public works and interest and fiscal charges.

Reporting the City's Most Significant Funds

Fund Financial Statements

A fund is a grouping of related accounts that is used to maintain control over resources that have been safeguarded for specific activities or objectives. The City uses many funds to account for financial transactions. However, these fund financial statements focus on the City's most significant funds. The City's major governmental funds are the general fund and capital projects fund.

Governmental Funds Most of the City's activities are reported in governmental funds, which focus on how money flows into and out of those funds and the balances left at year-end available for spending in future periods. These funds are reported using an accounting method called modified accrual basis of accounting, which measures cash and all other financial assets that can readily be converted to cash. The governmental fund statements provide a detailed short-term view of the City's general government operations and the basic services it provides. Governmental fund information helps you determine whether there are more or fewer financial resources that can be spent in the near future to finance future services. The relationship (or differences) between governmental activities (reported in the Statement of Net Position and the Statement of Activities) and governmental funds is reconciled in the financial statements.

Proprietary Funds There are two types of proprietary funds; enterprise funds and internal service funds. Enterprise funds are used to report the same functions presented as business-type activities in the government-wide financial statements. The City has no activity that fits this category. Internal service funds are an accounting device used to accumulate and allocate costs internally among the City's various functions. The City maintains four individual internal service funds. Because these activities benefit governmental rather than business functions, they have been included within governmental activities in the government-wide financial statements.

Fiduciary Funds Fiduciary funds are used to account for resources held for the benefit of parties outside the City. Fiduciary funds are not reflected in the government-wide financial statements because the resources are not available to support the City's own programs. The City of Shaker Heights has only custodial funds to report within the fiduciary fund category. Custodial funds are reported on the accrual basis and present a statement of fiduciary net position and statement of changes in fiduciary net position.

City of Shaker Heights
Cuyahoga County, Ohio
Management's Discussion and Analysis
For the Year Ended December 31, 2023
(Unaudited)

The City as a Whole

Recall that the Statement of Net Position provides the perspective of the City as a whole. Table 1 provides a summary of the City's net position for 2023 compared to 2022:

Table 1
Net Position

	Governmental Activities		
	2023	2022	Change
Assets			
Current & Other Assets	\$ 129,115,970	\$ 117,729,496	\$ 11,386,474
Net Pension/OPEB Asset	-	2,660,169	(2,660,169)
Capital Assets	110,030,732	107,477,727	2,553,005
<i>Total Assets</i>	<u>239,146,702</u>	<u>227,867,392</u>	<u>11,279,310</u>
Deferred Outflows of Resources			
Pension & OPEB	29,437,072	15,256,238	14,180,834
Liabilities			
Current & Other Liabilities	7,898,219	8,811,755	(913,536)
Long-Term Liabilities			
Due Within One Year	3,309,811	3,246,076	63,735
Net Pension Liability	68,721,301	35,108,756	33,612,545
Net OPEB Liability	3,758,533	4,822,599	(1,064,066)
Other Amounts	31,859,090	32,239,907	(380,817)
<i>Total Liabilities</i>	<u>115,546,954</u>	<u>84,229,093</u>	<u>31,317,861</u>
Deferred Inflows of Resources			
Property Taxes Levied for the Next Year	7,363,364	7,288,454	74,910
Revenue in Lieu of Taxes	3,695,318	2,963,716	731,602
Leases	830,188	866,680	(36,492)
Pension & OPEB	6,758,308	24,723,472	(17,965,164)
<i>Total Deferred Inflows of Resources</i>	<u>18,647,178</u>	<u>35,842,322</u>	<u>(17,195,144)</u>
Net Investment in Capital Assets	88,936,340	83,198,714	5,737,626
Restricted	14,005,874	17,596,085	(3,590,211)
Unrestricted	31,447,428	22,257,416	9,190,012
<i>Total Net Position</i>	<u>\$ 134,389,642</u>	<u>\$ 123,052,215</u>	<u>\$ 11,337,427</u>

City of Shaker Heights
Cuyahoga County, Ohio
Management's Discussion and Analysis
For the Year Ended December 31, 2023
(Unaudited)

The net pension liability (NPL) is the largest single liability reported by the City at December 31, 2023 and is reported pursuant to GASB Statement 68, *Accounting and Financial Reporting for Pensions—an Amendment of GASB Statement 27*. In a prior year the City adopted GASB Statement 75, *Accounting and Financial Reporting for Postemployment Benefits Other Than Pensions*, which significantly revises accounting for costs and liabilities related to other postemployment benefits (OPEB). For reasons discussed below, many end users of this financial statement will gain a clearer understanding of the City's actual financial condition by adding deferred inflows related to pension and OPEB, the net pension liability and the net OPEB liability to the reported net position and subtracting net OPEB asset and deferred outflows related to pension and OPEB.

Governmental Accounting Standards Board standards are national and apply to all government financial reports prepared in accordance with generally accepted accounting principles. Prior accounting for pensions (GASB 27) and postemployment benefits (GASB 45) focused on a funding approach. This approach limited pension and OPEB costs to contributions annually required by law, which may or may not be sufficient to fully fund each plan's *net pension liability* or *net OPEB liability/asset*. GASB 68 and GASB 75 take an earnings approach to pension and OPEB accounting; however, the nature of Ohio's statewide pension/OPEB plans and state law governing those systems requires additional explanation in order to properly understand the information presented in these statements.

GASB 68 and GASB 75 require the net pension liability and the net OPEB liability/asset to equal the City's proportionate share of each plan's collective:

1. Present value of estimated future pension/OPEB benefits attributable to active and inactive employees' past service
2. Minus plan assets available to pay these benefits

GASB notes that pension and OPEB obligations, whether funded or unfunded, are part of the "employment exchange" – that is, the employee is trading his or her labor in exchange for wages, benefits, and the promise of a future pension and other postemployment benefits. GASB noted that the unfunded portion of this promise is a present obligation of the government, part of a bargained-for benefit to the employee, and should accordingly be reported by the government as a liability since they received the benefit of the exchange. However, the City is not responsible for certain key factors affecting the balance of these liabilities. In Ohio, the employee shares the obligation of funding pension benefits with the employer. Both employer and employee contribution rates are capped by State statute. A change in these caps requires action of both Houses of the General Assembly and approval of the Governor. Benefit provisions are also determined by State statute. The Ohio Revised Code permits, but does not require the retirement systems to provide healthcare to eligible benefit recipients. The retirement systems may allocate a portion of the employer contributions to provide for these OPEB benefits.

The employee enters the employment exchange with the knowledge that the employer's promise is limited not by contract but by law. The employer enters the exchange also knowing that there is a specific, legal limit to its contribution to the retirement system. In Ohio, there is no legal means to enforce the unfunded liability of the pension/OPEB plan *as against the public employer*. State law operates to mitigate/lessen the moral obligation of the public employer to the employee, because all parties enter the employment exchange with notice as to the law. The retirement system is responsible for the administration of the pension and OPEB plans.

City of Shaker Heights
Cuyahoga County, Ohio
Management's Discussion and Analysis
For the Year Ended December 31, 2023
(Unaudited)

Most long-term liabilities have set repayment schedules or, in the case of compensated absences (i.e. sick and vacation leave), are satisfied through paid time-off or termination payments. There is no repayment schedule for the net pension liability or the net OPEB liability. As explained above, changes in benefits, contribution rates, and return on investments affect the balance of these liabilities, but are outside the control of the local government. In the event that contributions, investment returns, and other changes are insufficient to keep up with required payments, State statute does not assign/identify the responsible party for the unfunded portion. Due to the unique nature of how the net pension liability and the net OPEB liability are satisfied, these liabilities are separately identified within the long-term liability section of the statement of net position.

In accordance with GASB 68 and GASB 75, the City's statements prepared on an accrual basis of accounting include an annual pension expense and an annual OPEB expense for their proportionate share of each plan's change in net pension liability and net OPEB liability/asset, respectively, not accounted for as deferred inflows/outflows.

Capital assets include land, buildings and improvements, land improvements, machinery and equipment, infrastructure and construction in progress. These capital assets are used to provide services to citizens and are not available for future spending. Although the City's investment in capital assets is reported net of related debt, it should be noted that the resources to repay the debt must be provided from other sources, since capital assets may not be used to liquidate these liabilities.

A portion of the City's net position represents resources that are subject to external restrictions on how they may be used. The balance of City net position is unrestricted.

The increase in pension and OPEB expense was primarily caused by market conditions of investments. Both retirement systems experienced a net loss from investing activity during the most current measurement period while in the prior measurement period, investing activity resulted in a gain. This was the most significant contributing factor to the increase in unfunded liability for both retirement plans and caused the OPERS' net OPEB asset to revert back to a net OPEB liability. These fluctuations are passed through to the City relative to their proportionate share of contributions of all members, which remained relatively constant from prior year for both retirement plans.

The City saw increases in investment earnings and municipal incomes taxes during the year which, coupled with a decrease in housing and community expense increased current and other assets for cash and investments. The increase in municipal income taxes resulted from tax withholdings from residents who now work from home for employers located outside of the City. Market fluctuations caused the increase in investment earnings and the decrease in housing and community development expense was due to a conditional grant payment made for the Farnsleigh project in the prior year. Additionally, there was an increase in cash and investments with escrow agents for bond proceeds of the Ohio Water Development Authority general obligation bonds issued during the year. Current and other assets also saw a decrease in intergovernmental receivable for grants related to the Chagrin Boulevard project and an increase in TIF receivable for the Urban Renewal District TIF. The increase in TIF receivable also caused an increase in deferred inflows of resources. There was a significant decrease in current other liabilities for accounts and contracts primarily relating to the Chagrin Boulevard project.

City of Shaker Heights
Cuyahoga County, Ohio
Management's Discussion and Analysis
For the Year Ended December 31, 2023
(Unaudited)

In order to further understand what makes up the changes in net position for the current year, the following table gives readers further details regarding the results of activities for 2023 and 2022.

Table 2
Changes in Net Position

	Governmental Activities		
	2023	2022	Change
Revenues			
<i>Program Revenues</i>			
Charges for Services	\$ 10,526,029	\$ 10,635,302	\$ (109,273)
Operating Grants	1,746,935	1,588,746	158,189
Capital Grants	1,755,834	3,736,905	(1,981,071)
<i>Total Program Revenues</i>	<u>14,028,798</u>	<u>15,960,953</u>	<u>(1,932,155)</u>
<i>General Revenues</i>			
Property Taxes	7,620,917	7,725,211	(104,294)
Municipal Income Taxes	43,470,869	41,724,664	1,746,205
Other Taxes	90,089	89,112	977
Grants and Entitlements Not Restricted for Specific Programs	2,676,340	2,405,631	270,709
Revenue in Lieu of Taxes	7,583,430	5,811,718	1,771,712
Investment Earnings	3,612,121	479,002	3,133,119
Miscellaneous	417,782	558,591	(140,809)
<i>Total General Revenues</i>	<u>65,471,548</u>	<u>58,793,929</u>	<u>6,677,619</u>
<i>Total Revenues</i>	<u>79,500,346</u>	<u>74,754,882</u>	<u>4,745,464</u>
Program Expenses			
General Government			
Legislative and Executive	7,389,603	5,942,620	1,446,983
Judicial System	2,344,269	1,630,643	713,626
Security of Persons and Property			
Police	13,809,294	11,905,634	1,903,660
Fire	11,617,448	9,332,146	2,285,302
Other	1,253,924	870,480	383,444
Health	9,047	-	9,047
Leisure Time Services:			
Culture and Recreation	2,476,964	1,905,441	571,523
Parks and Public Land Maintenance	1,339,059	672,587	666,472
Housing and Community Development	12,849,764	14,427,495	(1,577,731)
Sanitation and Sewer Services	6,192,160	5,786,352	405,808
Street Maintenance and Repair	3,946,092	3,142,877	803,215
Transportation	487,093	446,649	40,444
Public Works	3,767,107	2,777,656	989,451
Interest and Fiscal Charges	681,095	917,858	(236,763)
<i>Total Expenses</i>	<u>68,162,919</u>	<u>59,758,438</u>	<u>8,404,481</u>
<i>Change in Net Position</i>	<u>11,337,427</u>	<u>14,996,444</u>	<u>(3,659,017)</u>
<i>Net Position Beginning of Year</i>	<u>123,052,215</u>	<u>108,055,771</u>	<u>14,996,444</u>
<i>Net Position End of Year</i>	<u>\$ 134,389,642</u>	<u>\$ 123,052,215</u>	<u>\$ 11,337,427</u>

City of Shaker Heights
Cuyahoga County, Ohio
Management's Discussion and Analysis
For the Year Ended December 31, 2023
(Unaudited)

Governmental Activities

The funding for the governmental activities comes from several different sources, the most significant being the municipal income tax. Other prominent sources are property taxes, grants and entitlements, and charges for services.

The City's income tax rate was 2.25 percent in 2023 after voters approved an increase in the income tax rate at a special election in August 2012. The rate became effective on October 1, 2012. The City submitted to voters a request to increase its municipal income tax rate as a result of the state legislature reducing state local government fund support of cities by 50 percent and the elimination of the tax on estates of descendants that had died on or after January 1, 2013. Prior to this approval, the tax rate was unchanged at 1.75 percent since the last voter approved increase in 1981. Both residents of the City and nonresidents who work inside the City are subject to the income tax. The City grants an income tax credit to residents who work in a locality that has a municipal income tax. The City provides a credit of 50 percent of the resident's workplace community's income tax rate up to a tax rate of 1.0 percent

Governmental revenue is comprised of program revenue and general revenue. General revenues include grants and entitlements, such as local government funds. Governmental activities are primarily funded with the combination of income tax, property tax, state shared taxes, charges for services, license and permit fees and interest earnings. The City monitors its sources of revenues very closely for fluctuations.

The City saw a decrease in capital grants during 2023 due to contributions received for the Warrensville Center Road project in the prior year. Municipal income taxes increased primarily for tax withholdings of residents that work from home, as previously discussed. Revenue in lieu of taxes increased due to an increase in estimated receivables for the Urban Renewal District TIF and market fluctuations caused a significant increase in investment earnings.

The largest program function of the City is for security of persons and property, which includes police and fire departments. There were significant increases in security of persons and property for police and fire as well as the remaining functions of the City due to the significant change in pension as previously discussed.

Housing and community development also decreased significantly due to increased costs in the prior year that were related to the Farnsleigh Apartment project, as previously discussed.

The City's Funds

Governmental Funds

As noted earlier, the City's governmental funds are accounted for using the modified accrual method of accounting. The focus of the City's governmental funds is to provide information on near-term inflows, outflows and balances of spendable resources. Such information is useful in assessing the City's financing requirements. In particular, unassigned fund balance may serve as a useful measure of a government's net resources available for discretionary use as they represent the portion of the fund balance which has not yet been limited to use for a particular purpose by either an external party, the City itself, or a group or individual that has been delegated authority to assign resources for use for particular purposes by the City's Council.

City of Shaker Heights
Cuyahoga County, Ohio
Management's Discussion and Analysis
For the Year Ended December 31, 2023
(Unaudited)

	Fund Balance 12/31/2023	Fund Balance 12/31/2022	Increase (Decrease)
General Fund	\$42,332,138	\$39,756,450	\$ 2,575,688
Capital Projects Fund	32,024,188	25,808,122	6,216,066

The increase in fund balance in the general fund was primarily due to an increase in investment earnings, caused by market fluctuations as previously discussed.

The significant increase in fund balance in the capital projects fund is caused by an increase in transfers in from the general fund and bond proceeds from the OWDA general obligation bonds issued.

General Fund Budgeting Highlights

The City's budget is prepared according to Ohio law and is based on accounting for certain transactions on the basis of cash receipts, disbursements and encumbrances. An annual appropriation budget is legally required to be prepared for all funds of the City other than the capital projects and custodial funds. The City appropriates for capital projects on a project-by-project basis. Council is provided with a detailed line item budget for all departments and has discussions at several regularly held council meetings and work sessions, which are open to the public. The budget is adopted by Council at the fund level by department and within each department, broken out between personal services, other expenses and transfers. Appropriations by department may be transferred between departments and between personal services and other expenses within a department with the approval of Council. Council must also approve any revisions to the budget that alter total fund appropriations or that require the transfer of monies between funds. Recommendations for budget revisions are reviewed by the Finance Committee of Council before being presented to the Council for consideration for enactment by ordinance. During the course of 2023, the City used this process to amend its general fund budget on several occasions.

The most significant budgeted fund is the general fund, which includes the recreation fund and economic development and housing fund. The Chief Administrative Officer and the Finance Department monitor all departmental budgets closely to monitor compliance with allocated budgets and provide quarterly reports to Council and its Finance Committee depicting monthly and year-to-date activity.

Original Budget Compared to Final Budget During the year there was no need for any significant amendments to the original estimated revenues or original appropriations.

The City increased the original budgeted transfers during the year, primarily to the capital projects fund to support capital improvements throughout the City and to provide additional support for principal payments on debt.

Final Budget Compared to Actual Results A comparison of actual and final estimated revenues shows a significant increase in actual investment earnings and municipal income taxes collected over the final budget. Investment earnings increased due to market fluctuations while municipal income taxes increased for tax withholdings from residents that now work from home, as previously discussed. A review of actual expenditures compared to the appropriations in the final budget shows a decrease. There were a number of budgeted positions within the City that were not filled during 2023 while others weren't filled until late in the year. A mild winter led the City to see a decrease in public works expense as less diesel fuel and salt were

City of Shaker Heights
Cuyahoga County, Ohio
Management's Discussion and Analysis
For the Year Ended December 31, 2023
(Unaudited)

needed. There were no significant variances when comparing final budgeted other financing sources and uses to actual expenditures.

Capital Assets and Debt Administration

Capital Assets

The City completed the Chagrin Boulevard and South Moreland Traffic projects and made significant progress on the Street Resurfacing Project in 2023 which increased capital assets significantly. See Note 8 for additional details about the capital assets of the City.

Debt

Outstanding debt, excluding premium, decreased from \$27,053,038 to \$26,529,948. The City issued Ohio Water Development Authority general obligation bonds for \$1.3 million to finance improvements to the transfer station. See Note 11 for additional details.

Current Financial Related Activities

The City of Shaker Heights is strong financially and well managed, as evidenced by the AA+ bond rating reaffirmed by S&P Global Ratings in April 2023. The City's AAA rating awarded from Fitch Rating Services was reaffirmed in February 2017. These favorable credit rating are the result of the City's history of creative planning and the combined cooperation of the elected officials, professional administration and employees and, most importantly, its residents. The City is well prepared to meet the challenges of the future. City management continues to be committed to providing the residents of the City of Shaker Heights with full and timely disclosures of the financial position of the City.

The City of Shaker Heights has committed itself to financial excellence. The City has received the Government Finance Officers Association (GFOA) Certificate of Achievement for Excellence in Financial Reporting every year since 1996, with the exception of the 2005 audit period due to the transition of finance directors. The City was awarded the Auditor of State Award with Distinction by the Ohio Auditor of State for the 2012, 2013, 2014, 2016, 2018, 2020, 2021 and 2022 audit reports.

Contacting the City's Finance Department

This financial report is designed to provide our citizens, taxpayers, investors, and creditors with a general overview of the City's finances and to show the City's accountability for the money it receives. If you have any questions about this report or need additional financial information, contact the Director of Finance, John J. Potts, CPA at the City of Shaker Heights, 3400 Lee Road, Shaker Heights, Ohio 44120, (216) 491-1420 and by email: john.potts@shakerheightsoh.gov. Additional financial and budgetary reporting for the City of Shaker Heights can be found online at the City's website: <https://www.shakerheightsoh.gov/156/Finance>.

City of Shaker Heights
Cuyahoga County, Ohio
Statement of Net Position
December 31, 2023

	Governmental Activities
Assets	
Equity in Pooled Cash and Investments	\$ 90,909,341
Cash and Cash Equivalents with Escrow Agents	1,322,232
Accounts Receivable	2,290,189
Accrued Interest Receivable	1,189,111
Intergovernmental Receivable	1,980,814
Taxes Receivable	23,769,420
Revenue in Lieu of Taxes Receivable	3,695,318
Special Assessments Receivable	2,416,795
Loans Receivable	54,847
Materials and Supplies Inventory	630,969
Leases Receivable	856,934
Non-Depreciable Capital Assets	17,206,064
Depreciable Capital Assets, net	92,824,668
<i>Total Assets</i>	<i>239,146,702</i>
Deferred Outflows of Resources	
Pension	25,466,918
OPEB	3,970,154
<i>Total Deferred Outflows of Resources</i>	<i>29,437,072</i>
Liabilities	
Accounts Payable	1,769,188
Accrued Wages and Benefits	2,358,324
Contracts Payable	433,451
Retainage Payable	343,625
Matured Compensated Absences Payable	131,458
Unearned Revenue	2,842,409
Payroll Withholdings Payable	19,764
Long-Term Liabilities:	
Due Within One Year	3,309,811
Due In More Than One Year:	
Net Pension Liability	68,721,301
Net OPEB Liability	3,758,533
Other Amounts Due in More Than One Year	31,859,090
<i>Total Liabilities</i>	<i>115,546,954</i>
Deferred Inflows of Resources	
Property Taxes Levied for the Next Year	7,363,364
Revenue in Lieu of Taxes	3,695,318
Leases	830,188
Pension	2,976,640
OPEB	3,781,668
<i>Total Deferred Inflows of Resources</i>	<i>18,647,178</i>
Net Position	
Net Investment in Capital Assets	88,936,340
Restricted for:	
Capital Projects	1,397,736
Streets	922,022
Public Safety	3,211,058
Judicial Services	1,326,287
Tree Maintenance	1,381,163
Community and Economic Development	4,658,161
Unclaimed Monies	275,110
Other Purposes	834,337
Unrestricted	31,447,428
<i>Total Net Position</i>	<i>\$ 134,389,642</i>

See accompanying notes to the basic financial statements.

City of Shaker Heights
Cuyahoga County, Ohio
Statement of Activities
For the Year Ended December 31, 2023

	Program Revenues			Net (Expense) Revenue and Changes in Net Position	
	Expenses	Charges for Services and Sales	Operating Grants, Contributions and Interest	Capital Grants and Contributions	Governmental Activities
Governmental Activities					
General Government					
Legislative and Executive	\$ 7,389,603	\$ 135,613	\$ 83,036	\$ -	\$ (7,170,954)
Judicial System	2,344,269	2,126,435	5,316	-	(212,518)
Security of Persons and Property					
Police	13,809,294	27,064	64,847	-	(13,717,383)
Fire	11,617,448	835,456	31,610	-	(10,750,382)
Other	1,253,924	567,239	-	-	(686,685)
Health	9,047	40,756	129	-	31,838
Leisure Time Services:					
Culture and Recreation	2,476,964	1,205,336	-	-	(1,271,628)
Parks and Public Land Maintenance	1,339,059	-	-	-	(1,339,059)
Housing and Community Development	12,849,764	3,005,322	21,376	-	(9,823,066)
Sanitation and Sewer Services	6,192,160	2,048,540	10,110	-	(4,133,510)
Street Maintenance and Repair	3,946,092	-	1,530,511	1,755,834	(659,747)
Transportation	487,093	-	-	-	(487,093)
Public Works	3,767,107	534,268	-	-	(3,232,839)
Interest and Fiscal Charges	681,095	-	-	-	(681,095)
<i>Total</i>	<u>\$ 68,162,919</u>	<u>\$ 10,526,029</u>	<u>\$ 1,746,935</u>	<u>\$ 1,755,834</u>	<u>(54,134,121)</u>

General Revenues

Property Taxes Levied for:	
General Purposes	7,159,057
Police and Fire Pension	461,860
Municipal Income Taxes Levied for:	
General Purposes	43,470,869
Other Taxes Levied for:	
General Purposes	90,089
Grants and Entitlements not Restricted to Specific Programs	2,676,340
Revenue in Lieu of Taxes	7,583,430
Gain on Sale of Capital Assets	26,324
Investment Earnings	3,612,121
Miscellaneous	391,458
<i>Total General Revenues</i>	<u>65,471,548</u>
<i>Change in Net Position</i>	11,337,427
<i>Net Position Beginning of Year</i>	<u>123,052,215</u>
<i>Net Position End of Year</i>	<u>\$ 134,389,642</u>

See accompanying notes to the basic financial statements.

City of Shaker Heights
Cuyahoga County, Ohio
Balance Sheet
Governmental Funds
December 31, 2023

	General	Capital Projects Fund	Other Governmental Funds	Total Governmental Funds
Assets				
Equity in Pooled Cash and Investments	\$ 36,313,025	\$ 31,962,294	\$ 17,161,014	\$ 85,436,333
Cash and Investments with Escrow Agents	-	1,322,232	-	1,322,232
Accounts Receivable	1,700,921	-	589,268	2,290,189
Accrued Interest Receivable	1,189,111	-	-	1,189,111
Intergovernmental Receivable	1,251,027	-	729,787	1,980,814
Taxes Receivable	23,285,974	-	483,446	23,769,420
Revenue in Lieu of Taxes Receivable	-	-	3,695,318	3,695,318
Special Assessments Receivable	205,698	-	2,211,097	2,416,795
Loans Receivable	7,923	-	46,924	54,847
Interfund Receivable	280,000	-	-	280,000
Materials and Supplies Inventory	217,596	-	-	217,596
Leases Receivable	856,934	-	-	856,934
<i>Total Assets</i>	<u>\$ 65,308,209</u>	<u>\$ 33,284,526</u>	<u>\$ 24,916,854</u>	<u>\$ 123,509,589</u>
Liabilities				
Accounts Payable	\$ 641,514	\$ 627,866	\$ 390,654	\$ 1,660,034
Accrued Wages and Benefits	1,819,334	-	504,657	2,323,991
Contracts Payable	73,262	336,779	23,410	433,451
Retainage Payable	40,005	295,693	7,927	343,625
Matured Compensated Absences Payable	131,458	-	-	131,458
Unearned Revenue	-	-	2,842,409	2,842,409
Payroll Withholdings Payable	19,764	-	-	19,764
<i>Total Liabilities</i>	<u>2,725,337</u>	<u>1,260,338</u>	<u>3,769,057</u>	<u>7,754,732</u>
Deferred Inflows of Resources				
Property Taxes Levied for the Next Year	6,917,048	-	446,316	7,363,364
Revenue in Lieu of Taxes	-	-	3,695,318	3,695,318
Leases	830,188	-	-	830,188
Unavailable Revenue	12,503,498	-	2,973,080	15,476,578
<i>Total Deferred Inflows of Resources</i>	<u>20,250,734</u>	<u>-</u>	<u>7,114,714</u>	<u>27,365,448</u>
Fund Balances				
Nonspendable	500,629	-	-	500,629
Restricted	-	4,276,962	10,830,196	15,107,158
Committed	1,752,598	27,747,226	3,202,887	32,702,711
Assigned	13,833,360	-	-	13,833,360
Unassigned	26,245,551	-	-	26,245,551
<i>Total Fund Balance</i>	<u>42,332,138</u>	<u>32,024,188</u>	<u>14,033,083</u>	<u>88,389,409</u>
<i>Total Liabilities, Deferred Inflows of Resources and Fund Balances</i>	<u>\$ 65,308,209</u>	<u>\$ 33,284,526</u>	<u>\$ 24,916,854</u>	<u>\$ 123,509,589</u>

See accompanying notes to the basic financial statements.

City of Shaker Heights
Cuyahoga County, Ohio
Reconciliation of Total Governmental Fund Balances to
Net Position of Governmental Activities
December 31, 2023

Total Governmental Fund Balances		\$ 88,389,409
<i>Amounts reported for governmental activities in the statement of net position are different because:</i>		
Capital assets used in governmental activities are not financial resources and therefore are not reported in the funds.		110,030,732
Other long-term assets are not available to pay for current-period expenditures and therefore are deferred in the funds:		
Delinquent Property Taxes	\$ 612,573	
Municipal Income Taxes	8,141,986	
Intergovernmental	1,269,345	
Special Assessments	2,416,795	
Charges for Services	1,880,792	
Interest	1,155,087	15,476,578
Internal service funds are used by management to charge the costs of certain activities, such as insurance, worker's compensation, printing supplies and maintenance and repair of the City's fleet of vehicles to individual funds. The assets, liabilities, deferred outflows/inflows of resources of the internal service funds are included in governmental activities in the statement of net position.		3,885,723
The net pension liability and net OPEB liability are not due and payable in the current period, therefore, the liability and related deferred inflows/outflows are not reported in governmental funds.		
Deferred Outflows - Pension (net of internal service funds)	25,010,650	
Deferred Outflows - OPEB (net of internal service funds)	3,900,150	
Net Pension Liability (net of internal service funds)	(67,588,766)	
Net OPEB Liability (net of internal service funds)	(3,734,907)	
Deferred Inflows - Pension (net of internal service funds)	(2,973,706)	
Deferred Inflows - OPEB (net of internal service funds)	(3,773,665)	(49,160,244)
Long-term liabilities are not due and payable in the current period and therefore are not reported in the funds:		
General Obligation Bonds	(20,663,325)	
Non-Tax Revenue Bonds	(3,875,000)	
Loans Payable	(1,074,581)	
Unamortized Bond Premium	(719,218)	
Lease Purchases	(917,042)	
Compensated Absences (net of internal service funds) *	(6,983,390)	(34,232,556)
<i>Net Position of Governmental Activities</i>		\$ 134,389,642

*Net of Internal Service Fund portion of \$202,138

See accompanying notes to the basic financial statements.

City of Shaker Heights
Cuyahoga County, Ohio
Statement of Revenues, Expenditures and Changes in Fund Balances
Governmental Funds
For the Year Ended December 31, 2023

	General	Capital Projects Fund	Other Governmental Funds	Total Governmental Funds
Revenues				
Property Taxes	\$ 7,246,881	\$ -	\$ 467,480	\$ 7,714,361
Municipal Income Taxes	41,850,147	-	-	41,850,147
Other Local Taxes	90,089	-	-	90,089
Special Assessments	100,546	-	1,531,119	1,631,665
Charges for Services	3,270,820	-	2,034,699	5,305,519
Fees, Licenses and Permits	1,305,806	-	-	1,305,806
Fines and Forfeitures	1,926,123	-	277,341	2,203,464
Intergovernmental	2,661,476	1,729,093	1,662,324	6,052,893
Investment Earnings	3,420,052	26,741	58,098	3,504,891
Revenue in Lieu of Taxes	-	-	3,132,938	3,132,938
Residential Point of Sale Escrow	-	-	4,450,492	4,450,492
Other Revenues	368,073	8,378	13,383	389,834
<i>Total Revenues</i>	<u>62,240,013</u>	<u>1,764,212</u>	<u>13,627,874</u>	<u>77,632,099</u>
Expenditures				
General Government				
Legislative and Executive	6,475,659	1,460,526	42,074	7,978,259
Judicial Systems	2,168,453	-	96,145	2,264,598
Security of Persons and Property				
Police	11,076,967	876,924	1,341,003	13,294,894
Fire	8,024,989	463,010	1,470,225	9,958,224
Other	532,158	-	716,011	1,248,169
Public Health	-	-	9,005	9,005
Leisure Time Services:				
Culture and Recreation	2,136,696	478,266	-	2,614,962
Parks and Public Land Maintenance	1,274,627	115,202	-	1,389,829
Housing and Community Development	5,979,520	359,939	5,791,583	12,131,042
Sanitation and Sewer Services	3,485,436	725,700	1,967,142	6,178,278
Transportation	-	-	137,993	137,993
Street Maintenance and Repair	603,593	3,444,181	1,966,377	6,014,151
Public Works	2,972,039	-	-	2,972,039
Debt Service:				
Principal Retirement	241,794	-	1,926,477	2,168,271
Interest and Fiscal Charges	31,013	-	753,181	784,194
<i>Total Expenditures</i>	<u>45,002,944</u>	<u>7,923,748</u>	<u>16,217,216</u>	<u>69,143,908</u>
<i>Excess of Revenues Over (Under) Expenditures</i>	<u>17,237,069</u>	<u>(6,159,536)</u>	<u>(2,589,342)</u>	<u>8,488,191</u>
Other Financing Sources (Uses)				
Proceeds from Sale of Capital Assets	38,619	577	1,908	41,104
Inception of Lease Purchase	-	-	345,156	345,156
Issuance of OWDA Bonds	-	1,300,025	-	1,300,025
Transfers In	-	11,075,000	3,877,038	14,952,038
Transfers Out	(14,700,000)	-	(752,038)	(15,452,038)
<i>Total Other Financing Sources (Uses)</i>	<u>(14,661,381)</u>	<u>12,375,602</u>	<u>3,472,064</u>	<u>1,186,285</u>
<i>Net Change in Fund Balances</i>	2,575,688	6,216,066	882,722	9,674,476
<i>Fund Balances Beginning of Year</i>	<u>39,756,450</u>	<u>25,808,122</u>	<u>13,150,361</u>	<u>78,714,933</u>
<i>Fund Balances End of Year</i>	<u>\$ 42,332,138</u>	<u>\$ 32,024,188</u>	<u>\$ 14,033,083</u>	<u>\$ 88,389,409</u>

See accompanying notes to the basic financial statements.

City of Shaker Heights
Cuyahoga County, Ohio
*Reconciliation of the Statement of Revenues, Expenditures and Changes
in Fund Balances of Governmental Funds to the Statement of Activities
For the Year Ended December 31, 2023*

Net Change in Fund Balances - Total Governmental Funds		\$ 9,674,476
<i>Amounts reported for governmental activities in the statement of activities are different because:</i>		
Governmental funds report capital outlays as expenditures. However, in the statement of activities, the cost of those assets is allocated over their estimated useful lives as depreciation expense.		
Capital Asset Additions	\$ 6,931,886	
Current Year Depreciation	<u>(4,264,559)</u>	2,667,327
Governmental funds only report the disposal of capital assets to the extent proceeds are received from the sale. In the statement of activities, a gain or loss is reported for each disposal.		
		(114,322)
Revenues in the statement of activities that do not provide current financial resources are not reported as revenues in the funds.		
Delinquent Property Taxes	(93,444)	
Municipal Income Taxes	1,620,722	
Intergovernmental	(121)	
Charges for Services	122,945	
Special Assessments	(267,188)	
Interest	<u>192,069</u>	1,574,983
Repayment of principal is an expenditure in the governmental funds, but the repayment reduces long-term liabilities in the statement of net position.		
General Obligation Bonds	1,357,000	
Non-Tax Revenue Bonds	200,000	
Loans Payable	321,694	
Lease Purchases	<u>289,577</u>	2,168,271
Debt proceeds issued in the governmental funds that increase long-term liabilities in the statement of net position are not reported as revenues.		
Lease Purchase	(345,156)	
OWDA Bonds	<u>(1,300,025)</u>	(1,645,181)
In the statement of activities, interest is accrued on outstanding bonds, and bond premium and the gain/loss on refunding are amortized over the term of the bonds, whereas in governmental funds, an interest expenditure is reported when bonds are issued.		
Accrued Interest Payable	62,349	
Amortization of Premium on Bonds (net)	<u>40,750</u>	103,099
Contractually required pension/OPEB contributions are reported as expenditures in governmental funds; however, the statement of net position reports these amounts as deferred outflows.		
Pension	4,492,017	
OPEB	<u>63,058</u>	4,555,075
Except for amount reported as deferred inflows/outflows, changes in the net pension/OPEB liability are reported as pension/OPEB expense in the statement of activities.		
Pension	(8,649,223)	
OPEB	<u>984,130</u>	(7,665,093)
The internal service fund used by management to charge the costs of insurance to individual funds is not reported in the statement of activities. Governmental expenditures and related internal service fund revenues are eliminated. The net revenue (expense) of the internal service fund is allocated among the governmental activities.		
		194,792
Some expenses reported in the statement of activities, do not require the use of current financial resources and, therefore, are not reported as expenditures in governmental funds.		
Compensated Absences *		<u>(176,000)</u>
<i>Change in Net Position of Governmental Activities</i>		<u>\$ 11,337,427</u>

**Net of Internal Service Fund portion of \$7,227.*

City of Shaker Heights
Cuyahoga County, Ohio
Statement of Revenues, Expenditures and Changes
in Fund Balance - Budget (Non-GAAP Basis) and Actual
General Fund
For the Year Ended December 31, 2023

	Budgeted Amounts		Actual	Variance with Final Budget
	Original	Final		
Revenues				
Property Taxes	\$ 7,300,000	\$ 7,300,000	\$ 7,246,881	\$ (53,119)
Municipal Income Taxes	39,900,000	39,900,000	41,984,370	2,084,370
Other Local Taxes	85,000	85,000	89,545	4,545
Charges for Services	3,940,978	3,940,978	4,088,625	147,647
Fees, Licenses and Permits	1,110,000	1,110,000	1,298,813	188,813
Fines and Forfeitures	500,000	500,000	450,963	(49,037)
Intergovernmental	2,328,000	2,328,000	2,727,846	399,846
Investment Earnings	989,800	989,800	2,685,400	1,695,600
Other Revenues	1,136,663	1,135,863	1,188,961	53,098
<i>Total Revenues</i>	<u>57,290,441</u>	<u>57,289,641</u>	<u>61,761,404</u>	<u>4,471,763</u>
Expenditures				
Current:				
General Government				
Legislative and Executive	6,747,556	6,882,498	6,399,940	482,558
Judicial System	2,402,115	2,402,115	2,028,590	373,525
Security of Persons and Property				
Police	12,152,794	12,089,294	11,389,215	700,079
Fire	8,271,319	8,754,719	8,657,748	96,971
Other	85,800	85,800	75,600	10,200
Leisure Time Services				
Culture and Recreation	2,248,022	2,248,022	2,208,436	39,586
Parks and Public Land Maintenance	1,310,037	1,360,037	1,312,471	47,566
Housing and Community Development	6,451,116	6,597,116	5,996,980	600,136
Sanitation and Sewer Services	3,663,814	3,674,314	3,501,624	172,690
Street Maintenance and Repair	1,221,244	1,149,744	882,174	267,570
Public Works - Other	2,928,049	2,838,049	2,526,166	311,883
<i>Total Expenditures</i>	<u>47,481,866</u>	<u>48,081,708</u>	<u>44,978,944</u>	<u>3,102,764</u>
<i>Excess of Revenues Over Expenditures</i>	<u>9,808,575</u>	<u>9,207,933</u>	<u>16,782,460</u>	<u>1,368,999</u>
Other Financing Sources (Uses)				
Advances In	375,000	375,000	260,000	(115,000)
Advances Out	-	(345,000)	(280,000)	65,000
Transfers In	25,000	25,000	-	(25,000)
Transfers Out	(9,700,000)	(14,700,000)	(14,700,000)	-
<i>Total Other Financing Sources (Uses)</i>	<u>(9,300,000)</u>	<u>(14,645,000)</u>	<u>(14,720,000)</u>	<u>(75,000)</u>
<i>Net Change in Fund Balance</i>	508,575	(5,437,067)	2,062,460	1,293,999
Beginning Cash Fund Balance	31,201,868	31,201,868	31,201,868	-
Prior Year's Reserve For Encumbrances Outstanding At December 31	(862,789)	(862,789)	(862,789)	-
Current Year Cash Expenditures Against Prior Year's Cash Fund Balance Reserved For Encumbrances	(1,436,192)	(1,436,192)	(1,436,192)	-
Ending Unreserved Cash Fund Balance	<u>\$ 29,411,462</u>	<u>\$ 23,465,820</u>	30,965,347	<u>\$ 1,293,999</u>
Reserved for Encumbrances - All Budget Years			<u>3,097,200</u>	
Total Cash Fund Balance - December 31			<u>\$ 34,062,547</u>	

See accompanying notes to the basic financial statements.

City of Shaker Heights
Cuyahoga County, Ohio
Statement of Fund Net Position
Proprietary Funds
December 31, 2023

	Governmental Activities Internal Service Fund
Assets	
<i>Current Assets:</i>	
Equity in Pooled Cash and Investments	\$ 5,473,008
Materials and Supplies Inventory	413,373
<i>Total Current Assets</i>	<i>5,886,381</i>
Deferred Outflows of Resources	
Pension	456,268
OPEB	70,004
<i>Total Deferred Outflows of Resources</i>	<i>526,272</i>
Liabilities	
<i>Current Liabilities:</i>	
Accounts Payable	109,154
Accrued Wages and Benefits	34,333
Interfund Payable	280,000
Compensated Absences Payable	13,268
Claims Payable	704,128
<i>Total Current Liabilities</i>	<i>1,140,883</i>
<i>Long-Term Liabilities:</i>	
Claims Payable - Net of Current Portion	30,079
Compensated Absences Payable - Net of Current Portion	188,870
Net Pension Liability	1,132,535
Net OPEB Liability	23,626
<i>Total Long-Term Liabilities</i>	<i>1,375,110</i>
<i>Total Liabilities</i>	<i>2,515,993</i>
Deferred Inflows of Resources	
Pension	2,934
OPEB	8,003
<i>Total Deferred Inflows of Resources</i>	<i>10,937</i>
Net Position	
Unrestricted	3,885,723
Total Net Position	\$ 3,885,723

See accompanying notes to the basic financial statements.

City of Shaker Heights
Cuyahoga County, Ohio
Statement of Revenues, Expenses and Changes in Fund Net Position
Proprietary Funds
For the Year Ended December 31, 2023

	Governmental Activities Internal Service Fund
Operating Revenues	
Charges for Services	\$ 8,147,549
Operating Expenses	
Personal Services	803,053
Contractual Services	6,744,199
Materials and Supplies	905,505
<i>Total Operating Expenses</i>	8,452,757
<i>Operating Income (Loss)</i>	(305,208)
Transfers In	500,000
<i>Change in Net Position</i>	194,792
<i>Net Position Beginning of Year</i>	3,690,931
<i>Net Position End of Year</i>	\$ 3,885,723

See accompanying notes to the basic financial statements.

City of Shaker Heights
Cuyahoga County, Ohio
Statement of Cash Flows
Proprietary Funds
For the Year Ended December 31, 2023

	Governmental Activities Internal Service Fund
Cash Flows from Operating Activities	
Cash Received from Internal Services	\$ 8,147,243
Cash Payments to Suppliers for Goods and Services	(1,023,209)
Cash Payments to Employees for Services and Benefits	(858,583)
Cash Payments for Contractual Services	(6,671,750)
<i>Net Cash Used for Operating Activities</i>	(406,299)
Cash Flows from Noncapital Financing Activities	
Advances In	280,000
Advances Out	(260,000)
Transfers In	500,000
<i>Net Cash Provided by Noncapital Financing Activities</i>	520,000
<i>Net Increase in Cash and Cash Equivalents</i>	113,701
<i>Cash and Cash Equivalents Beginning of Year</i>	5,359,307
<i>Cash and Cash Equivalents End of Year</i>	\$ 5,473,008
Reconciliation of Operating Income (Loss) to Net Cash Provided by (Used for) Operating Activities	
Operating Income/(Loss)	\$ (305,208)
Adjustments:	
(Increase) Decrease in Assets and Deferred Outflows:	
Materials and Supplies Inventory	(42,490)
Net OPEB Asset	117,048
Deferred Outflows - Pension/OPEB	(384,023)
Increase (Decrease) in Liabilities and Deferred Inflows:	
Accounts Payable	(81,134)
Accrued Wages and Benefits	(857)
Claims Payable	77,985
Compensated Absences Payable	(7,227)
Deferred Inflows - Pension/OPEB	(601,225)
Net Pension Liability	797,206
Net OPEB Liability	23,626
<i>Net Cash Used for Operating Activities</i>	\$ (406,299)

See accompanying notes to the basic financial statements.

City of Shaker Heights
Cuyahoga County, Ohio
Statement of Fiduciary Net Position
Fiduciary Funds
December 31, 2023

	Custodial Funds
Assets	
Equity in Pooled Cash and Investments	\$ 755,734
Cash in Segregated Accounts	491,015
Accounts Receivable	10,988
Loans Receivable	11,496
<i>Total Assets</i>	1,269,233
Liabilities	
Accounts Payable	6,291
Intergovernmental Payable	245,972
<i>Total Liabilities</i>	252,263
Net Position	
Restricted for Individuals, Organizations and Other Governments	1,016,970
<i>Total Net Position</i>	\$ 1,016,970

See accompanying notes to the basic financial statements.

City of Shaker Heights
Cuyahoga County, Ohio
Statement of Changes in Fiduciary Net Position
Fiduciary Funds
For the Year Ended December 31, 2023

	Custodial Funds
Additions	
Contributions and Donations	\$ 5,535
Interest	32
Intergovernmental	588,343
Amounts Received as Fiscal Agent	207,897
Licenses, Permits & Fees for Other Governments	578,480
Fines & Forfeitures for Other Governments	908,165
Special Assessment Collections for Other Organizations	32,619
<i>Total Additions</i>	2,321,071
 Deductions	
Distributions as Fiscal Agent	426,142
Licenses, Permits & Fees Distributions to Other Governments	199,206
Fines & Forfeitures Distributions to Other Governments	1,287,439
Special Assessment Distributions to Other Organizations	32,619
Other Distributions	603,816
<i>Total Deductions</i>	2,549,222
 <i>Change in Net Position</i>	(228,151)
 <i>Net Position Beginning of Year</i>	1,245,121
 <i>Net Position End of Year</i>	\$ 1,016,970

See accompanying notes to the basic financial statements.

City of Shaker Heights
Cuyahoga County, Ohio
Notes to the Basic Financial Statements
For the Year Ended December 31, 2023

NOTE 1 – DESCRIPTION OF THE CITY AND REPORTING ENTITY

The City of Shaker Heights (the “City”) was incorporated under the laws of the State of Ohio in 1912. The City has operated as a home rule municipal corporation under its own charter since the charter’s adoption by the residents in 1931. The charter provides that the City operate under the Mayor/Council form of government, with the legislative power vested in the seven-member Council. The Mayor is the Chief Executive Officer of the City. The Mayor appoints the Chief Administrative Officer of the City, who is confirmed by Council.

Reporting Entity

The City provides various services including police and fire protection, parks and recreation, street maintenance, planning and zoning, community preservation, economic development and other general governmental services. None of these services are provided by legally separate organizations; therefore, these operations are included in the primary government.

As defined by generally accepted accounting principles established by the Governmental Accounting Standards Board (GASB), the financial reporting entity consists of the City (the primary government), as well as its component units. Component units are defined as legally separate organizations for which the elected officials of the primary government are financially accountable. Financial accountability is defined as appointment of a voting majority of the component unit’s board, and either a) the ability of the primary government to impose its will on the component unit, or b) the possibility that the component unit will provide a financial benefit to, or impose a financial burden on, the primary government.

Based upon the foregoing criteria, these financial statements do not include any component units.

The City participates in jointly governed organizations and a related organization.

A. Jointly Governed Organizations

First Suburbs Consortium of Northeast Ohio Council of Governments

The City is a member of the First Suburbs Consortium of Northeast Ohio Council of Governments (Council). The Council is a regional council of governments formed under Chapter 167 of the Ohio Revised Code. The Council is currently comprised of 20 communities. The Council was formed to foster cooperation between municipalities in matters of mutual concern, including but not limited to initiation and support of policies and practices which protect, maintain and redevelop mature communities and other matters which affect health, welfare, education, economic conditions and regional development.

The Council is governed by an Assembly made up of one representative from each member community. The representatives then elect the Governing Board made up of a Chair, Vice Chair and other members elected in annual elections. The Board oversees and manages the Council. The degree of control exercised by any participating government is limited to its representation in the Assembly and on the Board. Financial information may be obtained by contacting First Suburbs Consortium of Northeast Ohio Council of Governments, 165 Center Road, Bedford, Ohio 44146.

Chagrin Valley Dispatch Council (CVD)

On October 27, 2021, the City of Shaker Heights entered into an agreement to join the Chagrin Valley Dispatch Council (CVD) as of January 1, 2022. CVD began operation on April 6, 2011 when a Council of Governments

City of Shaker Heights
Cuyahoga County, Ohio
Notes to the Basic Financial Statements
For the Year Ended December 31, 2023

(COG) was formed, pursuant to the authority granted by Chapter 167 of the Ohio Revised Code and Article XVIII, Section 3 of the Ohio Constitution. The purpose of CVD is to provide a joint Police, Fire and Emergency Medical Services (“EMS”) communications system for the dispatch of Police, Fire and EMS services in and for its member communities through its Chagrin Valley Regional Communications Center (RCC).

The CVD is comprised of 33 communities. The CVD is provided with legislative oversight from the Mayors and City Managers of the various communities. The Administrative Board consists of the chiefs of police and fire of each member municipality. The Board oversees and manages the operation of the program. The degree of control exercised by any participating government is limited to its representation on the Board. Financial information can be obtained by contacting Nick DiCicco, Director, 88 Center Road, Bedford, Ohio 44146.

Suburban Water Regional Council of Governments

The City is a member of the Suburban Water Regional Council of Governments (Council). The Council is a regional council of governments formed under Chapter 167 of the Ohio Revised Code. The Council is currently comprised of 70 communities. The purpose of the Council is to represent such political subdivisions in communications, understandings, uniform approaches and exchange of information between the Council of Governments and the City of Cleveland, Ohio, with respect to water service, system and local operations, rates, maintenance and capital improvements including, but not limited to negotiations with the City of Cleveland concerning the Standard Water Contract and issues concerning the use of the fees for water service for repair and replacement of water lines in the political subdivisions.

The Council is governed by a Board of Trustees made up of one representative from each member community. The representatives then elect the Board made up of a Chairman, Vice Chairman, a Secretary-Treasurer and other members elected in annual elections. The Board oversees and manages the Council. The degree of control exercised by any participating government is limited to its representation in the Council and on the Board. Financial information may be obtained by contacting Suburban Water Regional Council of Governments, 10107 Brecksville Road, Brecksville, Ohio 44141.

B. Related Organization

Shaker Heights Development Corporation (SHDC)

In 1980, the City formed the Community Improvement Corporation of Shaker Heights, Ohio (CIC) under Chapter 1724 of the Ohio Revised Code, which is now known as the Shaker Heights Development Corporation. The CIC was formed and designated by the City as its agent for industrial, commercial, distribution and research development in the City, but was largely inactive. In 2011, the CIC was reactivated and reorganized to be involved in the economic development of the City. The organization was re-named the Shaker Heights Development Corporation, and applied to the IRS for, and was granted, status as a section 501(c)(3) tax exempt organization. The City acts as fiscal agent for the Shaker Heights Development Corporation.

NOTE 2 – SUMMARY OF SIGNIFICANT ACCOUNTING POLICIES

The financial reporting practices of the City conform to generally accepted accounting principles as applicable to local governments. The Governmental Accounting Standards Board is the accepted standard-setting body for establishing governmental accounting and financial principles. The most significant of the City’s accounting policies are described below.

City of Shaker Heights
Cuyahoga County, Ohio
Notes to the Basic Financial Statements
For the Year Ended December 31, 2023

A. Basis of Presentation

The City's basic financial statements consist of government-wide statements, including a statement of net position and a statement of activities, and fund financial statements which provide a more detailed level of financial information.

Government-Wide Financial Statements

The statement of net position and the statement of activities display information about the City as a whole. These statements include the financial activities of the primary government, except for fiduciary funds. The activity of the internal service funds is eliminated to avoid double-counting revenues and expenses. Interfund services provided and used are not eliminated in the process of consolidation.

The statement of net position presents the financial condition of the governmental activities of the City at year-end. The statement of activities presents a comparison between direct expenses and program revenues for each program or function of the City's governmental activities. Direct expenses are those that are specifically associated with a service, program or department and therefore, clearly identifiable to a particular function. Program revenues include charges paid by the recipient of the goods or services offered by the program, grants and contributions that are restricted to meeting the operational or capital requirements of a particular program, and interest earned on grants that is required to be used to support a particular program. Revenues not classified as program revenues are presented as general revenues of the City, with certain limited exceptions. The comparison of direct expenses with program revenues identifies the extent to which each governmental function is self-financing or draws from the general revenues of the City.

Fund Financial Statements

During the year, the City segregates transactions related to certain City functions or activities in separate funds in order to aid financial management and to demonstrate legal compliance. Fund financial statements are designed to present financial information of the City at this more detailed level. The focus of governmental and enterprise fund financial statements is on major funds. Each major fund is presented in a separate column. Non major funds are aggregated and presented in a single column. The internal service funds are presented in a single column on the proprietary fund statements. Fiduciary funds are reported by type.

B. Fund Accounting

The City uses funds to maintain its financial records during the year. A fund is defined as a fiscal and accounting entity with a self-balancing set of accounts. There are three categories of funds: governmental, proprietary and fiduciary.

Governmental Funds – Governmental funds are those through which most governmental functions typically are financed. Governmental fund reporting focuses on the sources, uses and balances of current financial resources. Expendable assets are assigned to the various governmental funds according to the purposes for which they may or must be used. Current liabilities are assigned to the fund from which they will be paid. The difference between governmental fund assets and deferred outflows of resources and liabilities and deferred inflows of resources is reported as fund balance.

City of Shaker Heights
Cuyahoga County, Ohio
Notes to the Basic Financial Statements
For the Year Ended December 31, 2023

The following are the City's major governmental funds:

General Fund – To account for all financial resources except those required to be accounted for in another fund. The general fund balance is available to the City for any purpose provided it is expended or transferred according to the charter of the City and/or the general laws of Ohio. Within the general fund group are the economic development and housing fund, the central services fund, the recreation fund, the 27th pay reserve fund, the unclaimed monies fund, the contractor deposit fund and the FlexSave fund.

Capital Projects Fund – This fund utilizes General Fund transfers and other grant funds for the acquisition or construction of equipment, facilities improvements, construction of City assets and sewer capital projects, including culvert, outfall, sanitary sewer overflow maintenance and improvement projects.

The other governmental funds of the City account for grants and other resources whose use is restricted to a particular purpose.

Proprietary Funds – Proprietary fund reporting focuses on the determination of operating income, changes in net position, financial position and cash flows. Proprietary funds are classified as either enterprise or internal service. The City has no enterprise funds.

Internal Service Funds – Internal service funds account for the financing of goods or services provided by one department or agency to other departments or agencies of the City on a cost-reimbursement basis. The City maintains four separate internal service funds to account for its self-insurance activity, central purchasing, central printing, and its central garage (fleet maintenance).

Fiduciary Funds – Fiduciary fund reporting focuses on net position and changes in net position. The fiduciary fund category is split into four classifications: pension trust funds, investment trust funds, private purpose trust funds and custodial funds. Trust funds are used to account for assets held by the City under a trust agreement for individuals, private organizations, or other governments and are therefore, not available to support the City's own programs. The City has no trust funds. The City has eight custodial funds which are used to account for state mandated fees relating to the acceptance, review, and approval of building plans and specifications, for monies held for individuals and organizations for fines and forfeitures, for donations for public art and economic development throughout the City, scholarships and assets that provide aid to young children and their families for educational, recreational, social and support programs and services, for the design, construction design of water line projects and for activities of the Shaker Heights Development Corporation and a passthrough that administers debt payments related to commercial property energy improvements.

C. Measurement Focus

Government-Wide Financial Statements

The government-wide statements are prepared using the flow of economic resources measurement focus. All assets and deferred outflows of resources and all liabilities and deferred inflows of resources associated with the operation of the City are included on the statement of net position, except for fiduciary funds. The statement of activities presents increases (e.g., revenues) and decreases (e.g., expenses) in total net position.

City of Shaker Heights
Cuyahoga County, Ohio
Notes to the Basic Financial Statements
For the Year Ended December 31, 2023

Fund Financial Statements

All governmental funds are accounted for using a flow of current financial resources measurement focus. With this measurement focus, only current assets and deferred outflows of resources and current liabilities and deferred inflows of resources generally are included on the balance sheet. The statement of revenues, expenditures and changes in fund balances reports on the sources (i.e., revenues and other financing sources) and uses (i.e., expenditures and other financing uses) of current financial resources. This approach differs from the manner in which the governmental activities of the government-wide financial statements are prepared. Governmental fund financial statements, therefore, include reconciliations with brief explanations to better identify the relationship between the government-wide statements and the fund financial statements of governmental funds.

All proprietary and fiduciary funds are accounted for on a flow of economic resources measurement focus. All assets and deferred outflows of resources and all liabilities and deferred inflows of resources associated with the operation of these funds are included on the statement of fund net position. The statement of revenues, expenses and changes in fund net position presents increases (i.e., revenues) and decreases (i.e., expenses) in total net position. The statement of cash flows provides information about how the City's finances meets the cash flow needs of its proprietary activities. Fiduciary funds present a statement of changes in fiduciary net position which reports additions to and deductions from custodial funds.

D. Basis of Accounting

Basis of accounting determines when transactions are recorded in the financial records and reported on the financial statements. Government-wide financial statements are prepared using the accrual basis of accounting. Proprietary funds and fiduciary funds also use the accrual basis of accounting.

Governmental funds are accounted for using the modified accrual basis of accounting and the current financial resources measurement focus. Differences in the accrual and modified accrual basis of accounting arise in the recognition of revenue, the recording of deferred inflows/outflows of resources, and in the presentation of expenses versus expenditures.

Revenues – Exchange and Non-Exchange Transactions

In applying the susceptible to accrual concept under the modified accrual basis, the following revenue sources are deemed both measurable and available: municipal income taxes withheld by employers, sewerage surcharges, investment earnings, fines and forfeitures and state levied locally shared taxes (including motor vehicle fees). Available means that the resources will be collected within the current year or are expected to be collected soon enough thereafter to be used to pay liabilities of the current year. Revenues received by the City within 60 days after year-end are deemed to be available. Reimbursements for federally funded grant projects are accrued as revenue at the time the eligible expenditures are made. Property taxes and special assessments, though measurable, are not available soon enough in the subsequent year to finance current period obligations. Income taxes and sewerage surcharges are considered to be measurable when billed; however, these revenue sources are not considered to be available until they have been received by the collecting agency. Accordingly, these items are recorded and revenue recognition is deferred until they become available.

All other revenue sources, including licenses and permits, certain charges for services, and non-employer withheld income taxes, are recorded as revenue when received in cash because they generally are not measurable until actually received by the City.

City of Shaker Heights
Cuyahoga County, Ohio
Notes to the Basic Financial Statements
For the Year Ended December 31, 2023

Unearned Revenue

Unearned revenue represents amounts under the accrual and modified accrual basis of accounting for which asset recognition criteria have been met, but for which revenue recognition criteria have not yet been met because such amounts have not yet been earned. At December 31, 2023, the City has unearned revenue for grant monies received for the American Rescue Plan Act.

Deferred Outflows/Inflows of Resources

In addition to assets, the statements of financial position will sometimes report a separate section for deferred outflows of resources. Deferred outflows of resources represent a consumption of net assets that applies to a future period and will not be recognized as an outflow of resources (expense/expenditure) until then. For the City, deferred outflows of resources are reported on the government-wide statement of net position for pension and OPEB. The deferred outflows of resources related to pension and OPEB are explained in Notes 9 and 10.

In addition to liabilities, the statements of financial position report a separate section for deferred inflows of resources. Deferred inflows of resources represent an acquisition of net assets that applies to a future period and will not be recognized as an inflow of resources (revenue) until that time. For the City, deferred inflows of resources include property taxes, revenue in lieu of taxes, leases, pension, OPEB and unavailable revenue. Property taxes represent amounts for which there is an enforceable legal claim as of December 31, 2023, but which were levied to finance 2024 operations. These amounts have been recorded as a deferred inflow on both the government-wide statement of net position and governmental fund financial statements. The deferred inflow for leases is related to the leases receivable and is being recognized as charges for services in a systematic and rational manner over the term of the lease. Unavailable revenue is reported only on the governmental funds balance sheet, and represents receivables which will not be collected within the available period. For the City, unavailable revenue may include delinquent property taxes, income taxes, special assessments, intergovernmental grants, and miscellaneous revenues. These amounts are deferred and recognized as an inflow of resources in the period the amounts become available. The details of these unavailable revenues are identified on the reconciliation of total governmental fund balances to net position of governmental activities. Deferred inflows of resources related to pension and OPEB plans are reported on the government-wide statement of net position. (See Notes 9 and 10).

Expenses/Expenditures

On the accrual basis of accounting, expenses are recognized at the time they are incurred.

The measurement focus of governmental fund accounting is on decreases in net financial resources (expenditures) rather than expenses. Most expenditures are measurable and are recorded when the related liability is incurred except for unmatured principal and interest on general long-term debt which is recognized when paid. Allocations of cost, such as depreciation and amortization, are not recognized in the governmental funds.

E. Cash and Cash Equivalents

For purposes of the statement of cash flows, the proprietary fund types consider all highly liquid investments that are both readily convertible to known amounts of cash, with a maturity of three months or less when purchased to be cash equivalents.

City of Shaker Heights
Cuyahoga County, Ohio
Notes to the Basic Financial Statements
For the Year Ended December 31, 2023

To improve cash management, cash received by the City is pooled. Monies for all funds are maintained in this pool. Individual fund integrity is maintained through City records. Each fund's interest in the pool is presented as "equity in pooled cash and investments."

Investments with an original maturity of three months or less at the time they are purchased by the City and investments of the City's cash management pool are presented on the financial statements as cash equivalents. Investments with an initial maturity of more than three months that were not purchased from the pool are reported as investments.

Except for nonparticipating investment contracts, investments are reported at fair value. Nonparticipating investment contracts such as repurchase agreements are reported at cost.

The City also invests in Government Insured Deposit Program (GIDP), a federally insured cash account powered by the Federally Insured Cash Account (FICA) program. GIDP enables political subdivisions to generate a competitive yield on cash deposits in a network of carefully-selected FDIC-insured banks via a single, convenient account. GIDP offers attractive yields with no market or credit risk, daily liquidity and penalty free withdrawals. All deposits with GDIP have full FDIC insurance with no term commitment on deposits.

Investment procedures are restricted by the provisions of the Ohio Revised Code. Interest revenue credited to the general fund during 2023 amounted to \$3,420,052, which includes \$1,486,371 assigned from other City funds.

The City utilizes a financial institution for the payment of project costs related to the Transfer Station improvement project. The balance in this account is presented on the financial statements as "Cash and Investments with Escrow Agent."

Investments with an original maturity of three months or less and investments of the cash management pool are presented on the financial statements as cash equivalents.

F. Prepaid Items

Payments made to vendors for services that will benefit periods beyond December 31, 2023, are recorded as prepaid items using the consumption method by recording an asset for the prepaid item at the time of the purchase and the expenditure/expense in the year in which the services are consumed.

G. Inventory

Inventory is stated at weighted average cost and is expended/expensed when used. Obsolete inventory has not been valued for financial reporting purposes.

H. Capital Assets

General capital assets are those assets not specifically related to activities reported in the proprietary funds. These assets generally result from expenditures in the governmental funds. These assets are reported in the governmental activities column of the government-wide statement of net position but are not reported in the fund financial statements.

All purchased capital assets are capitalized at cost (or estimated historical cost) and updated for additions and retirements during the year. Donated capital assets are recorded at their acquisition value as of the date received. The City's capitalization threshold is \$10,000. The City's infrastructure consists of curbs, sidewalks, sewers,

City of Shaker Heights
Cuyahoga County, Ohio
Notes to the Basic Financial Statements
For the Year Ended December 31, 2023

streets, and other general capital assets that are immovable and of value only to the City. Improvements are capitalized; the costs of normal maintenance and repairs that do not add to the value of the asset or materially extend an asset’s life are not.

All capital assets are depreciated except for land and construction in progress. Improvements are depreciated over the remaining useful lives of the related capital assets. Useful lives for infrastructure were estimated based on the City’s historical records of necessary improvements and replacement. Depreciation is computed using the straight-line method over the following useful lives:

	Estimated Lives
Buildings and Improvements	25 to 60 Years
Machinery and Equipment	5 to 20 Years
Land Improvements	25 to 40 Years
Infrastructure	40 to 100 Years

I. Interfund Balances

During the course of normal operations, the City had numerous transactions between funds, most of which are in the form of transfers of resources to provide services or to service debt. The accompanying financial statements generally reflect such transactions as transfers. The City also advances money between funds throughout the year. To the extent that certain transactions between funds have not been paid or received as of December 31, 2023 interfund amounts receivable or payable have been recorded as interfund payables and interfund receivables. Interfund balance amounts are eliminated in the statement of net position and the statement of activities.

J. Compensated Absences

The City has accrued a liability for compensated absences (vacation and sick leave) at December 31, 2023 along with any salary-related benefit liabilities associated with the payment of compensated absences. The City uses the vesting method to calculate this liability. The entire compensated absence liability is reported on the government-wide financial statements.

In governmental funds, the liability for unpaid compensated absences is the amount that is normally expected to be paid using expendable available financial resources. These amounts are recorded in the account “matured compensated absences payable” in the fund from which the employees who have accumulated unpaid leave is paid.

K. Pensions/Other Postemployment Benefits (OPEB)

For purposes of measuring the net pension/OPEB liability/(asset), deferred outflows of resources and deferred inflows of resources related to pensions/OPEB, and pension/OPEB expense, information about the fiduciary net position of the pension/OPEB plans and additions to/deductions from their fiduciary net position have been determined on the same basis as they are reported by the pension/OPEB plan. For this purpose, benefit payments (including refunds of employee contributions) are recognized when due and payable in accordance with the benefit terms. The pension/OPEB plans report investments at fair value.

City of Shaker Heights
Cuyahoga County, Ohio
Notes to the Basic Financial Statements
For the Year Ended December 31, 2023

L. Payables, Accrued Liabilities and Long-Term Obligations

All payables, accrued liabilities and long-term obligations are reported in the government-wide financial statements; and all payables, accrued liabilities, and long-term obligations payable from proprietary funds are reported on the proprietary fund financial statements. In general, governmental fund payables and accrued liabilities that, once incurred, are paid in a timely manner and in full from current financial resources, are reported as obligations of the funds. However, claims and judgments, and compensated absences that will be paid from governmental funds are reported as a liability in the fund financial statements only to the extent that they are due for payment during the current fiscal year. Net pension/OPEB liability/(asset) should be recognized in the governmental funds to the extent that benefit payments are due and payable and the pension/OPEB plan's fiduciary net position is not sufficient for payment of those benefits.

M. Fund Balance

Fund balance is divided into five classifications based primarily on the extent to which the City is bound to observe constraints imposed upon the use of the resources in the governmental funds. The classifications are as follows:

Nonspendable The nonspendable fund balance category includes amounts that cannot be spent because they are not in spendable form, or legally or contractually required to be maintained intact. The "not in spendable form" criterion includes items that are not expected to be converted to cash.

Restricted Fund balance is reported as restricted when constraints placed on the use of resources are either externally imposed by creditors (such as through debt covenants), grantors, contributors, or laws or regulations of other governments or is imposed by law through constitutional provisions or enabling legislation (City ordinances).

Enabling legislation authorizes the City to assess, levy, charge, or otherwise mandate payment of resources (from external resource providers) and includes a legally enforceable requirement that those resources be used only for the specific purposes stipulated in the legislation. Legal enforceability means that the City can be compelled by an external party, such as citizens, public interest groups, or the judiciary to use resources created by enabling legislation only for the purposes specified by the legislation.

Committed The committed fund balance classification includes amounts that can be used only for the specific purposes imposed by a formal action (ordinance or resolution, as both are equally binding) of City Council. Those committed amounts cannot be used for any other purpose unless City Council removes or changes the specified use by taking the same type of action (ordinance or resolution, as both are equally binding) it employed to previously commit those amounts. In contrast to fund balance that is restricted by enabling legislation, the committed fund balance classification may be redeployed for other purposes with appropriate due process. Constraints imposed on the use of committed amounts are imposed by City Council, separate from the authorization to raise the underlying revenue; therefore, compliance with these constraints is not considered to be legally enforceable. Committed fund balance also incorporates contractual obligations to the extent that existing resources in the fund have been specifically committed for use in satisfying those contractual requirements.

City of Shaker Heights
Cuyahoga County, Ohio
Notes to the Basic Financial Statements
For the Year Ended December 31, 2023

Assigned Amounts in the assigned fund balance classification are intended to be used by the City for specific purposes but do not meet the criteria to be classified as restricted or committed. In governmental funds other than the general fund, assigned fund balance represents the remaining amount that is not restricted or committed. In the general fund, assigned amounts represent intended uses established by City Council or a City official delegated that authority by City Charter or ordinance. The Finance Director is authorized to assign fund balance. The Council may also assign fund balance as it does when appropriating fund balance to cover a gap between estimated revenue and appropriations in the subsequent year's appropriated budget.

Unassigned Unassigned fund balance is the residual classification for the general fund and includes all spendable amounts not contained in the other classifications. In other governmental funds, the unassigned classification is used only to report a deficit balance resulting from overspending for specific purposes for which amounts had been restricted, committed, or assigned.

The City applies restricted resources first when expenditures are incurred for purposes for which either restricted or unrestricted (committed, assigned, and unassigned) amounts are available. Similarly, within unrestricted fund balance, committed amounts are reduced first followed by assigned, and then unassigned amounts when expenditures are incurred for purposes for which amounts in any of the unrestricted fund balance classifications could be used.

City Council has adopted a minimum fund balance policy for the general fund with the goal of maintaining a fund balance of not less than 25 percent of annual operating expenditures on the non-GAAP budgetary basis of accounting.

N. Net Position

Net position represents the difference between assets and deferred outflows of resources and liabilities and deferred inflows of resources. Net investment in capital assets consists of capital assets, net of accumulated depreciation, reduced by the outstanding balances of any borrowing used for the acquisition, construction or improvement of those assets. Net position is reported as restricted when there are limitations imposed on their use either through the enabling legislation adopted by the City or through external restrictions imposed by creditors, grantors or laws or regulations of other governments.

The City applies restricted resources when an expense is incurred for purposes for which both restricted and unrestricted net position is available.

O. Interfund Activity

Transfers between governmental activities are eliminated on the government-wide financial statements. Internal allocations of overhead expenses from one function to another or within the same function are eliminated on the statement of activities. Interfund payments for services provided and used are not eliminated.

Exchange transactions between funds are reported as revenues in the seller funds and as expenditures/expenses in the purchaser funds. Flows of cash or goods from one fund to another without a requirement for repayment are reported as interfund transfers. Interfund transfers are reported as other financing sources/uses in governmental funds. Repayments from funds responsible for particular expenditures/expenses to the funds that initially paid for them are not presented on the financial statements.

City of Shaker Heights
Cuyahoga County, Ohio
Notes to the Basic Financial Statements
For the Year Ended December 31, 2023

P. Extraordinary and Special Items

Extraordinary items are transactions or events that are both unusual in nature and infrequent in occurrence. Special items are transactions or events that are within the control of the City Administration and that are either unusual in nature or infrequent in occurrence. Neither type of item occurred in the current year.

Q. Estimates

The preparation of the financial statements in conformity with generally accepted accounting principles requires management to make estimates and assumptions that affect the amounts reported in the financial statements and accompanying notes. Actual results may differ from those estimates.

R. Operating Revenues and Expenses

Operating revenues are those revenues that are generated directly from the primary activity of the proprietary funds. For the City, these revenues are charges for services for miscellaneous supplies and materials, printing charges, repairs and maintenance fees and the City's worker's compensation. Operating expenses are necessary costs incurred to provide the service that is the primary activity of the funds and health insurance. All revenue and expenses not meeting these definitions are classified as nonoperating.

S. Budgetary Process

Tax Budget

A budget of estimated cash receipts and disbursements is submitted to the County Fiscal Officer, as secretary of the County Budget Commission, by July 20 of each year, for the period January 1 to December 31 of the following year.

Estimated Resources

The County Budget Commission certifies its actions relative to the submitted tax budget to the City by September 1. As a part of this certification, the City receives the official certificate of estimated resources, which states the projected resources of each fund. On or about January 1, this certificate is amended to include any unencumbered balances from the preceding year. The City must then revise its budget so that the total contemplated expenditures from any fund during the ensuing fiscal year will not exceed the amount stated in the certificate of estimated resources. The revised budget then serves as the basis for the annual appropriation measure.

Appropriations

A temporary appropriation measure to control cash disbursements may be passed on or about January 1 of each year for the period January 1 to March 31. For all operating funds except capital projects and trust and custodial funds, an annual appropriation measure must be passed by April 1 of each year for the period January 1 to December 31.

The appropriation measure may be amended during the year as new information becomes available provided that total appropriations do not exceed estimated resources as certified. Trust and custodial funds are deemed to be appropriated for their intended purpose upon receipt. The City appropriates capital project funds on a project by project basis.

City of Shaker Heights
Cuyahoga County, Ohio
Notes to the Basic Financial Statements
For the Year Ended December 31, 2023

As provided by the City’s Charter and State law, amendments to the 2023 appropriation ordinance were approved by City Council. These amendments are reflected in the individual fund schedules of revenue, expenditures, and changes in fund balances – budget (non-GAAP budgetary basis) and actual.

Lapsing of Appropriations

For all funds, except capital project funds, unencumbered appropriation balances lapse at year-end and revert to the respective funds from which they were originally appropriated, thus, becoming available for future appropriation. Capital projects are appropriated on a project basis. Project appropriation balances lapse upon completion of the project; therefore, their unencumbered appropriation balances are carried over to the subsequent fiscal year.

Budgeted Level of Expenditure

State law mandates that a fund’s total obligations may not exceed the total amount appropriated for the fund. For all funds except fiduciary and capital project funds, the City maintains its legal level of budgetary control at the department level and within each department segregates out expenses between personal services and other expenses. For fiduciary funds, the legal level of budgetary control is maintained at the fund level. For capital project funds, the City maintains its legal level of budgetary control at the project level. Management control is exercised at the department level within each fund. Administrative control is maintained through the establishment of more detailed line-item budgets. Council may authorize the transfer of budgeted amounts between personal service and other expenses within a department and between departments within a fund. Council may also authorize any revision in the budget that alters the fund totals or requires the transfer of moneys between funds.

T. Implementation of New Accounting Principles and Restatement of Net Position

For the year ended December 31, 2023, the City has implemented GASB Statement No. 93, paragraphs 13 and 14, *Replacement of Interbank Offered Rates*, GASB Statement No. 94, *Public-Private and Public-Public Partnerships and Available Payment Arrangements*, GASB Statement No. 96, *Subscription-Based Information Technology Arrangements*, and certain provisions of GASB Statement No. 99, *Omnibus 2022*.

GASB Statement No. 93, paragraphs 13 and 14, provide an exception to the lease modifications guidance in GASB Statement No. 87, as amended, for certain lease contracts that are amended solely to replace an IBOR as the rate upon which variable payments depend. The implementation of GASB Statement No. 93 paragraphs 13 and 14, did not have an effect on the financial statements of the City.

GASB Statement No. 94 improves financial reporting by establishing the definitions of public-private and public-public partnership arrangements and availability payment arrangements as well as provides uniform guidance on accounting and financial reporting for transactions that meet the definitions. The implementation of GASB Statement No. 94 did not have an effect on the financial statements of the City.

GASB Statement No. 96 improves financial reporting by establishing a definition for subscription-based information technology arrangements (SBITAs) and providing uniform guidance for accounting and financial reporting for transactions that meet that definition. The statement also enhances the relevance and reliability of the financial statements by requiring a government to report a subscription asset and subscription liability for a SBITA and discloses essential information about the arrangement. The note disclosures also allow the users to understand the scale and important aspects of the SBITA activities and evaluate the obligations and assets

City of Shaker Heights
Cuyahoga County, Ohio
Notes to the Basic Financial Statements
For the Year Ended December 31, 2023

resulting from the SBITAs. The implementation of GASB Statement No. 96 did not have an effect on the financial statements of the City.

GASB Statement No. 99 enhances comparability in accounting and financial reporting and improves the consistency of authoritative literature by addressing (1) practice issues that have been identified during implementation and application of certain GASB Statements and (2) accounting and financial reporting for financial guarantees. The implementation of certain provisions of GASB Statement No. 99 that relate to extension of LIBOR, accounting for SNAP distributions, disclosures of nonmonetary transactions, and pledges of future revenues by pledging governments, did not have an effect on the financial statements of the City.

NOTE 3 – FUND BALANCES

Fund balance is classified as nonspendable, restricted, committed, assigned and/or unassigned based primarily on the extent to which the City is bound to observe constraints imposed upon the use of the resources in the governmental funds. The constraints placed on fund balance for the major governmental funds and all other governmental funds are presented below:

	General Fund	Capital Projects Fund	Other Governmental Funds	Total
Nonspendable for:				
Inventory	\$ 217,596	\$ -	\$ -	\$ 217,596
Unclaimed Monies	275,110	-	-	275,110
Loans Receivable	7,923	-	-	7,923
Total Nonspendable	<u>500,629</u>	<u>-</u>	<u>-</u>	<u>500,629</u>
Restricted for:				
Street Maintenance and Repair	-	-	353,046	353,046
State Highway	-	-	215,819	215,819
Police and Fire Pension	-	-	1,014,440	1,014,440
Indigent Driver Alcohol Treatment	-	-	128,171	128,171
Court Computer Legal Research	-	-	168,490	168,490
Clerk's Computerization	-	-	654,052	654,052
Housing Grants	-	-	152,931	152,931
Law Enforcement Grant	-	-	27,443	27,443
Court Alternate Dispute Resolution	-	-	146,260	146,260
Ohio Court Security Project	-	-	52,309	52,309
Indigent Driver Interlock	-	-	48,810	48,810
Tree Maintenance Special Assessment	-	-	254,517	254,517
Law Enforcement Trust	-	-	1,120,067	1,120,067
Street Lighting Special Assessment	-	-	264,430	264,430
Capital Projects	-	4,276,962	-	4,276,962
Point of Sale Escrow	-	-	5,586,403	5,586,403
Economic Development	-	-	284,578	284,578
Other	-	-	358,430	358,430
Total Restricted	<u>-</u>	<u>4,276,962</u>	<u>10,830,196</u>	<u>15,107,158</u>

City of Shaker Heights
Cuyahoga County, Ohio
Notes to the Basic Financial Statements
For the Year Ended December 31, 2023

	General Fund	Capital Projects Fund	Other Governmental Funds	Total
Committed for:				
Sewer Maintenance	-	-	721,206	721,206
Housing and Nuisance Abatement	-	-	135,806	135,806
Urban Renewal Debt Service	-	-	1,104,568	1,104,568
Capital Projects	-	27,747,226	-	27,747,226
Debt Service	-	-	1,241,307	1,241,307
27th Pay Reserve	1,485,600	-	-	1,485,600
Housing and Community Development	266,998	-	-	266,998
Total Committed	1,752,598	27,747,226	3,202,887	32,702,711
Assigned:				
Economic Development	4,715,252	-	-	4,715,252
Recreation	815,020	-	-	815,020
Central Services	830,863	-	-	830,863
General Government	497,167	-	-	497,167
Security of Persons and Property	576,660	-	-	576,660
Leisure Time Services	25,859	-	-	25,859
Housing and Community Development	295,628	-	-	295,628
Public Works	224,685	-	-	224,685
Sanitation and Sewer Services	200,135	-	-	200,135
Street Maintenance and Repair	220,021	-	-	220,021
Subsequent Year Appropriations	5,432,070	-	-	5,432,070
Total Assigned	13,833,360	-	-	13,833,360
Unassigned	26,245,551	-	-	26,245,551
Total Fund Balance	\$ 42,332,138	\$ 32,024,188	\$ 14,033,083	\$ 88,389,409

NOTE 4 – BUDGETARY BASIS OF ACCOUNTING

While reporting financial position, results of operations, and changes in fund equity on the basis of generally accepted accounting principles (GAAP basis), the budgetary basis, as provided by law, is based upon accounting for transactions on a basis of cash receipts and disbursements. The statement of revenues, expenditures, and changes in fund balance-budget (non-GAAP basis) and actual for the general fund is presented on the budgetary basis to provide a meaningful comparison of actual results to the budget. The major differences between the budget basis and the GAAP basis are:

1. Revenues are recorded when received in cash (budget) as opposed to when susceptible to accrual (GAAP).
2. Expenditures are recorded when paid in cash or encumbered (budget) as opposed to when susceptible to accrual (GAAP).
3. Encumbrances are treated as expenditures (budget) rather than as restricted, committed or assigned of fund balance (GAAP).
4. Some funds are included in the General Fund (GAAP basis), but have separate legally adopted budgets (budget basis).

City of Shaker Heights
Cuyahoga County, Ohio
Notes to the Basic Financial Statements
For the Year Ended December 31, 2023

The following table summarizes the adjustments necessary to reconcile the GAAP basis statements to the budgetary basis statements for the general fund.

Net Change in Fund Balance

GAAP Basis	\$	2,575,688
Net Adjustment for Revenue Accruals		515,998
Net Adjustment for Expenditure Accruals		1,850,590
Funds Budgeted Elsewhere		217,384 *
Adjustment for Encumbrances		(3,097,200)
Budget Basis	<u>\$</u>	<u>2,062,460</u>

* As part of Governmental Accounting Standards Board Statement No. 54, Fund Balance Reporting and Governmental Fund Type Definitions, certain funds that are legally budgeted in separate special revenue funds are considered part of the general fund on a GAAP basis. This includes the central services fund.

NOTE 5 – DEPOSITS AND INVESTMENTS

State statutes classify monies held by the City into three categories.

Active deposits are public deposits necessary to meet current demands on the treasury. Such monies must be maintained either as cash in the City treasury, in commercial accounts payable or withdrawable on demand, including negotiable order of withdrawal (NOW) accounts, or in money market deposit accounts.

Inactive deposits are monies identified as not required for use within the current five year period of designation of depositories. Inactive deposits must either be evidenced by certificates of deposit maturing not later than the end of the current period of designation of depositories, or by savings or deposit accounts including, but not limited to, passbook accounts.

Protection of the City’s deposits is provided by the Federal Deposit Insurance Corporation (FDIC), by eligible securities pledged by the financial institution as security for repayment, or by the financial institutions participation in the Ohio Pooled Collateral System (OPCS), a collateral pool of eligible securities deposited with a qualified trustee and pledged to the Treasurer of State to secure the repayment of all public monies deposited in the financial institution.

Interim monies are those monies which are not needed for immediate use but which will be needed before the end of the current period of designation of depositories. The City’s investment policies are governed by the City’s charter and ordinances. The charter authorizes the City to invest in the following securities:

1. Bonds or notes which are issued by and are obligations of the City of Shaker Heights, Ohio.
2. Bonds, notes, certificates of indebtedness, treasury bills or other securities issued by and constituting direct obligations of, or guaranteed by the United States, or those for which the faith of the United States is pledged for the payment of principal and interest thereon.
3. Bonds or notes which are issued by and are the obligations of the State of Ohio, provided that such bonds or notes have a rating assigned to them by S&P Global Ratings or Moody’s Investor Services, Inc. which rating:

City of Shaker Heights
Cuyahoga County, Ohio
Notes to the Basic Financial Statements
For the Year Ended December 31, 2023

- a: As to bonds, is one of the two highest rating categories that may be assigned; and
- b. As to notes, is the highest rating category that may be assigned.

In order to be eligible investments under points (2) and (3), there must be no outstanding default for the payment of the principal or interest on such securities and the securities must mature or be subject to redemption at the option of the City within five years of the date the City purchased such security.

Investments in stripped principal or interest obligations, reverse repurchase agreements and derivatives are prohibited. The issuance of taxable notes for the purpose of arbitrage, the use of leverage and short selling are also prohibited. An investment must mature within five years from the date of purchase unless matched to a specific obligation or debt of the City, and must be purchased with the expectation that it will be held to maturity.

Investments may only be made through specified dealers and institutions. Payment for investments may be made only upon delivery of the securities representing the investments to the Finance Director or qualified trustee or, if the securities are not represented by a certificate, upon receipt of confirmation of transfer from the custodian.

The municipal court bond fund is maintained separately from the City’s deposits. The carrying amount of the deposits is reported as “Cash in Segregated Accounts.”

Although the securities serving as collateral (for all deposits) were held by the pledging institution in the pledging institution's name, and all State statutory requirements for the deposit of money had been followed, noncompliance with federal requirements could potentially subject the City to a successful claim by the FDIC.

The City has no deposit policy for custodial risk beyond the requirements of State statute. Ohio law requires that deposits either be insured or protected by:

- Eligible securities pledged to the City and deposited with a qualified trustee by the financial institution as security for repayment whose market value at all times shall be at least 105 percent of the deposits being secured; or
- Participation in the Ohio Pooled Collateral System (OPCS), a collateral pool of eligible securities deposited with a qualified trustee and pledged to the Treasurer of State to secure the repayment of all public monies deposited in the financial institution. OPCS required the total market value of the securities pledged to be 102 percent of the deposits being secured or a rate set by the Treasurer of State.

Investments - As of December 31, 2023, the City had the following investments:

Investment Type	Measurement Value	Investment Maturities			Percent of Total
		12 Months or Less	12 to 36 Months	More Than 36 Months	
Net Asset Value (NAV):					
Money Market	\$ 1,322,232	\$ 1,322,232	\$ -	\$ -	4.16%
Fair Value:					
US Treasury Notes	9,198,518	4,920,002	3,814,297	464,219	28.93%
Negotiable Certificates of Deposit	21,277,283	8,011,467	9,809,237	3,456,579	66.91%
Total Investments	\$31,798,033	\$14,253,701	\$13,623,534	\$ 3,920,798	100.00%

City of Shaker Heights
Cuyahoga County, Ohio
Notes to the Basic Financial Statements
For the Year Ended December 31, 2023

The City categorizes its fair value measurements within the fair value hierarchy established by generally accepted accounting principles. The hierarchy is based on the valuation inputs used to measure the fair value of the asset. Level 1 inputs are quoted prices in active markets for identical assets. Level 2 inputs are significant other observable inputs. Level 3 inputs are significant unobservable inputs. The above table identifies the City's recurring fair value measurements as of December 31, 2023. The City's investments measured at fair value (Level 2) are valued using methodologies that incorporate market inputs such as benchmark yields, reported trades, broker/dealer quotes, issuer spreads, two-sided markets, benchmark securities, bids, offers, and reference data including market research publications. Market indicators and industry and economic events are also monitored which could require the need to acquire further market data.

Interest Rate Risk arises because potential purchasers of debt securities will not agree to pay face value for those securities if interest rates subsequently increase. The City's investment policy addresses interest rate risk requiring that the City's investment portfolio be structured so that securities mature to meet cash requirements for ongoing operations and/or long-term debt payments, thereby avoiding the need to sell securities on the open market prior to maturity and by investing operating funds primarily in short-term investments. The City's investment policy also limits security purchases to those that mature within five years unless specifically matched to a specific cash flow. To date, no investments have been purchased with a life greater than five years.

Credit Risk is addressed in the City's investment policy by the requirements that all investments are authorized by Ohio Revised Code and that the portfolio be diversified both by types of investment and issuer.

Concentration of Credit Risk is defined by the Governmental Accounting Standards Board as five percent or more in the securities of a single issuer. The City's investment policy requires diversification of the portfolio according to the specific percentage allocations noted in the policy. The investment percentages are listed above.

Custodial Credit Risk Custodial credit risk for deposits is the risk that in the event of a bank failure, the City will not be able to recover deposits or collateral securities that are in possession of an outside party.

NOTE 6 – RECEIVABLES

Receivables at December 31, 2023, consisted of municipal income taxes, property and other taxes, accounts, loans, special assessments, leases, interest, interfund and intergovernmental receivables arising from grants, entitlements, revenue in lieu of taxes and shared revenues. All receivables are deemed collectible in full. Special assessments are expected to be collected within one year.

A. Property Taxes

Property taxes include amounts levied against all real and public utility property located in the City. Property tax revenue received during 2023 for real and public utility property taxes represents collections of the 2022 taxes.

2023 real property taxes were levied after October 1, 2023 on the assessed value as of January 1, 2023, the lien date. Assessed values are established by the Cuyahoga County Fiscal Officer at 35% of the appraised market value, and reappraisal of all property is required every six years with a triennial update. The last reappraisal was in the year 2019. 2023 real property taxes are collected in and intended to finance 2024.

City of Shaker Heights
Cuyahoga County, Ohio
Notes to the Basic Financial Statements
For the Year Ended December 31, 2023

Real property taxes are payable annually or semi-annually. If paid annually, payment is due January 20; if paid semi-annually, the first payment is due mid-January, with the remainder payable by July 20. Taxes not paid become delinquent after December 31 of the year in which payable. Under certain circumstances, State statute permits later payment dates to be established.

Public utility tangible personal property currently is assessed at varying percentages of true value; public utility real property is assessed at 35 percent of true value. 2023 public utility property taxes which became a lien December 31, 2022, are levied after October 1, 2023, and are collected in 2024 with real property taxes.

The full tax rate for all City operations for the year ended December 31, 2023, was \$9.60 per \$1,000 of assessed valuation. The assessed values of real property and public utility tangible property upon which 2023 property tax receipts were based are as follows:

Category	Assessed Value
Real Property	\$ 867,427,010
Public Utilities - Personal	22,268,620
Total Assessed Value	\$ 889,695,630

The County Treasurer collects property taxes on behalf of all taxing districts within the County, including the City. The County Auditor periodically remits to the City its portion of the taxes collected. Property taxes receivable represents real and public utility property taxes and outstanding delinquencies which were measurable as of December 31, 2023, and for which there was an enforceable legal claim. In governmental funds, the portion of the receivable not levied to finance 2023 operations is offset to deferred inflows of resources – property taxes levied for the next year. On the accrual basis, collectible delinquent property taxes have been recorded as a receivable and revenue while on the modified accrual basis the revenue has been reported as deferred inflows of resources – unavailable revenue.

B. Municipal Income Taxes

The City income tax is applied to the gross salaries, wages and other personal service compensation earned by residents of the City and to the earnings of nonresidents working within the City. The tax also applies to the net income of businesses operating within the City. The tax rate was 2.25 percent in 2023. Both residents of the City and non-residents working inside the City are subject to the income tax. The City grants an income tax credit to residents who work in a locality that has a municipal income tax. The City provides a credit of 50 percent of the resident’s workplace community’s income tax rate up to a tax rate of 1.0 percent. A receivable totaling \$15,730,791 has been recorded in the general fund. This total includes \$7,588,805 for the portion of taxes that is due prior to December 31, 2023, but is not received until January of the following year, and \$8,141,986 estimated to be collectable as of December 31, 2023, but is not available in the current period.

NOTE 7 – INTERFUND BALANCES AND TRANSFERS

A. Interfund Receivables/Payables

The interfund receivables and payables as of December 31, 2023 represent interfund advances from the General fund to the Central Purchasing Fund and the Central Garage Fund in the amounts of \$270,000 and \$10,000 respectively. These resulted from a difference in the timing of when expenses are recognized in accordance with generally accepted accounting principles and when the related interfund subsidies are budgeted for payment on a cash basis.

City of Shaker Heights
Cuyahoga County, Ohio
Notes to the Basic Financial Statements
For the Year Ended December 31, 2023

B. Transfers

Interfund transfers for the year ended December 31, 2023, consisted of the following:

Transfers Out	Transfers In			Total
	Capital Projects Fund	Nonmajor Governmental Funds	Internal Service Fund	
General Fund	\$ 11,075,000	\$ 3,125,000	\$ 500,000	\$ 14,700,000
Nonmajor Governmental Funds	-	752,038	-	752,038
Total	\$ 11,075,000	\$ 3,877,038	\$ 500,000	\$ 15,452,038

Transfers are used to move revenues from the fund that statute or budget requires to collect them to the fund that statute or budget requires to expend them and unrestricted revenues collected in the general fund to finance various programs accounted for in other funds in accordance with budgetary authorizations; to segregate money for anticipated capital projects; to provide additional resources for current operations or debt service. All transfers were made in accordance with Ohio Revised Code Sections 5705.14, 5705.15 and 5705.16.

The General fund made transfers to the capital projects fund, the nonmajor governmental funds and the internal service fund to cover expenditures. The City also made a transfer from the sewer maintenance fund to the debt service fund for the payment of capital related debt.

NOTE 8 – CAPITAL ASSETS

Capital asset activity for the year ended December 31, 2023, was as follows:

	Balance 12/31/2022	Additions	Reductions	Balance 12/31/2023
Governmental Activities				
<i>Capital Assets, not being depreciated:</i>				
Land	\$ 13,609,048	\$ 284,600	\$ (99,542)	\$ 13,794,106
Construction in Progress	4,736,340	3,907,712	(5,232,094)	3,411,958
Total Capital Assets, not being depreciated	18,345,388	4,192,312	(5,331,636)	17,206,064
<i>Capital Assets, being depreciated:</i>				
Buildings and Improvements	21,034,924	266,241	-	21,301,165
Land Improvements	13,824,717	687,400	-	14,512,117
Machinery and Equipment	23,629,578	1,981,290	(301,351)	25,309,517
Infrastructure:				
Streets	55,361,827	3,291,763	-	58,653,590
Storm and Sanitary Sewers	18,657,600	984,824	-	19,642,424
Bridges	148,389	-	-	148,389
Culverts	56,000	-	-	56,000
Traffic Signals	13,350,340	760,150	-	14,110,490
Total Capital Assets, being depreciated	146,063,375	7,971,668	(301,351)	153,733,692
Less Accumulated Depreciation:				
Buildings and Improvements	(10,992,064)	(407,339)	-	(11,399,403)
Land Improvements	(6,700,750)	(463,873)	-	(7,164,623)
Machinery and Equipment	(14,797,465)	(1,329,529)	286,571	(15,840,423)
Infrastructure:				
Streets	(15,531,978)	(1,388,307)	-	(16,920,285)
Storm and Sanitary Sewers	(3,004,801)	(327,027)	-	(3,331,828)
Bridges	(132,871)	(4,542)	-	(137,413)
Culverts	(13,503)	(747)	-	(14,250)
Traffic Signals	(5,757,604)	(343,195)	-	(6,100,799)
Total Accumulated Depreciation	(56,931,036)	(4,264,559)	286,571	(60,909,024)
Total Capital Assets being depreciated, net	89,132,339	3,707,109	(14,780)	92,824,668
Governmental Activities Capital Assets, Net	\$ 107,477,727	\$ 7,899,421	\$ (5,346,416)	\$ 110,030,732

City of Shaker Heights
Cuyahoga County, Ohio
Notes to the Basic Financial Statements
For the Year Ended December 31, 2023

Depreciation expense was charged to governmental activities as follows:

	<u>Depreciation</u>
<i>Governmental Activities:</i>	
General Government	
Legislative and Executive	\$ 124,662
Judicial System	18,812
Security of Persons and Property	642,779
Leisure Time Activities	290,227
Sanitation and Sewer Services	347,785
Transportation	345,333
Street Maintenance and Repair	1,335,948
Community and Economic Development	446,405
Public Works	712,608
	<u>\$ 4,264,559</u>

NOTE 9 - DEFINED BENEFIT PENSION PLANS

The Statewide retirement systems provide both pension benefits and other postemployment benefits (OPEB).

Net Pension Liability/Net OPEB Liability (Asset)

Pensions and OPEB are a component of exchange transactions – between an employer and its employees — of salaries and benefits for employee services. Pensions are provided to an employee—on a deferred-payment basis—as part of the total compensation package offered by an employer for employee services each financial period.

The net pension/OPEB liability (asset) represents the City’s proportionate share of each pension/OPEB plan’s collective actuarial present value of projected benefit payments attributable to past periods of service, net of each pension/OPEB plan’s fiduciary net position. The net pension/OPEB liability (asset) calculation is dependent on critical long-term variables, including estimated average life expectancies, earnings on investments, cost of living adjustments and others. While these estimates use the best information available, unknowable future events require adjusting this estimate annually.

Ohio Revised Code limits the City’s obligation for the liability to annually required payments. The City cannot control benefit terms or the manner in which pensions/OPEB are financed; however, the City does receive the benefit of employees’ services in exchange for compensation including pension and OPEB.

GASB 68/75 assumes the liability is solely the obligation of the employer, because (1) they benefit from employee services; and (2) State statute requires funding to come from these employers. All pension contributions to date have come solely from these employers (which also includes pension costs paid in the form of withholdings from employees). The retirement systems may allocate a portion of the employer contributions to provide for these OPEB benefits. In addition, health care plan enrollees pay a portion of the health care costs in the form of a monthly premium. State statute requires the retirement systems to amortize unfunded pension liabilities within 30 years. If the pension amortization period exceeds 30 years, each retirement system’s board must propose corrective action to the State legislature. Any resulting legislative change to benefits or funding could significantly affect the net pension/OPEB liability (asset). Resulting adjustments to the net pension/OPEB liability (asset) would be effective when the changes are legally enforceable. The Ohio Revised Code permits, but does not require the retirement systems to provide healthcare to eligible benefit recipients.

**City of Shaker Heights
Cuyahoga County, Ohio**
*Notes to the Basic Financial Statements
For the Year Ended December 31, 2023*

The proportionate share of each plan’s unfunded benefits is presented as a long-term *net pension liability* and *net OPEB liability (asset)* on the accrual basis of accounting. Any liability for the contractually-required pension/OPEB contributions outstanding at the end of the year is included in intergovernmental payable on both the accrual and modified accrual bases of accounting.

The remainder of this note includes the pension disclosures. See Note 10 for the OPEB disclosures.

Plan Description – Ohio Public Employees Retirement System (OPERS)

Plan Description – City employees, other than full-time police and firefighters, participate in the Ohio Public Employees Retirement System (OPERS). OPERS is a cost-sharing, multiple employer public employee retirement system which administers three separate pension plans. The traditional pension plan is a cost-sharing, multiple-employer defined benefit pension plan. The member-directed plan is a defined contribution plan and the combined plan is a combination cost-sharing, multiple-employer defined benefit/defined contribution pension plan. Effective January 1, 2022, new members may no longer select the Combined Plan, and current members may no longer make a plan change to this plan. Participating employers are divided into state, local, law enforcement and public safety divisions. While members in the state and local divisions may participate in all three plans, law enforcement and public safety divisions exist only within the traditional plan. Substantially all employee members are in OPERS’ traditional plan; therefore, the following disclosure focuses on the traditional pension plan.

OPERS provides retirement, disability, survivor and death benefits, and annual cost of living adjustments to members of the traditional and combined plans. Authority to establish and amend benefits is provided by Chapter 145 of the Ohio Revised Code. OPERS issues a stand-alone financial report that includes financial statements, required supplementary information and detailed information about OPERS’ fiduciary net position that may be obtained by visiting <https://www.opers.org/financial/reports.shtml>, by writing to the Ohio Public Employees Retirement System, 277 East Town Street, Columbus, Ohio 43215-4642, or by calling 800-222-7377.

Senate Bill (SB) 343 was enacted into law with an effective date of January 7, 2013. In the legislation, members in the traditional and combined plans were categorized into three groups with varying provisions of the law applicable to each group. The following table provides age and service requirements for retirement and the retirement formula applied to final average salary (FAS) for the three member groups under the traditional and combined plans as per the reduced benefits adopted by SB 343 (see OPERS Annual Comprehensive Financial Report referenced above for additional information, including requirements for reduced and unreduced benefits):

Group A	Group B	Group C
Eligible to retire prior to January 7, 2013 or five years after January 7, 2013	20 years of service credit prior to January 7, 2013 or eligible to retire ten years after January 7, 2013	Members not in other Groups and members hired on or after January 7, 2013
State and Local	State and Local	State and Local
Age and Service Requirements: Age 60 with 60 months of service credit or Age 55 with 25 years of service credit	Age and Service Requirements: Age 60 with 60 months of service credit or Age 55 with 25 years of service credit	Age and Service Requirements: Age 57 with 25 years of service credit or Age 62 with 5 years of service credit
Traditional Plan Formula: 2.2% of FAS multiplied by years of service for the first 30 years and 2.5% for service years in excess of 30	Traditional Plan Formula: 2.2% of FAS multiplied by years of service for the first 30 years and 2.5% for service years in excess of 30	Traditional Plan Formula: 2.2% of FAS multiplied by years of service for the first 35 years and 2.5% for service years in excess of 35

City of Shaker Heights
Cuyahoga County, Ohio
Notes to the Basic Financial Statements
For the Year Ended December 31, 2023

Final average Salary (FAS) represents the average of the three highest years of earnings over a member’s career for Groups A and B. Group C is based on the average of the five highest years of earnings over a member’s career.

Members who retire before meeting the age and years of service credit requirement for unreduced benefits receive a percentage reduction in the benefit amount. The amount of a member’s pension benefit vests upon receipt of the initial benefit payment.

When a benefit recipient has received benefits for 12 months, the member is eligible for an annual cost of living adjustment (COLA). This COLA is calculated on the base retirement benefit at the date of retirement and is not compounded. For those who retired prior to January 7, 2013, the cost-of-living adjustment is 3 percent. For those retiring on or after January 7, 2013, beginning in calendar year 2019, the adjustment is based on the average percentage increase in the Consumer Price Index, capped at 3 percent.

Funding Policy - The Ohio Revised Code (ORC) provides statutory authority for member and employer contributions as follows:

	State and Local
2023 Statutory Maximum Contribution Rates	
Employer	14.0 %
Employee	10.0 %
 2023 Actual Contribution Rates	
Employer:	
Pension	14.0 %
Post-employment Health Care Benefits	0.0
Total Employer	14.0 %
Employee	10.0 %

Employer contribution rates are actuarially determined and are expressed as a percentage of covered payroll. The City’s contractually required contribution was \$1,906,309 for 2023. Of this amount, \$81,076 is reported as accrued wages and benefits.

Plan Description – Ohio Police & Fire Pension Fund (OP&F)

Plan Description – Full-time police and firefighters participate in Ohio Police and Fire Pension Fund (OP&F), a cost-sharing, multiple-employer defined benefit pension plan administered by OP&F. OP&F provides retirement and disability pension benefits, annual cost-of-living adjustments, and death benefits to plan members and beneficiaries. Benefit provisions are established by the Ohio State Legislature and are codified in Chapter 742 of the Ohio Revised Code. OP&F issues a publicly available financial report that includes financial information and required supplementary information and detailed information about OP&F fiduciary net position. The report that may be obtained by visiting the OP&F website at www.op-f.org or by writing to the Ohio Police and Fire Pension Fund, 140 East Town Street, Columbus, Ohio 43215-5164.

City of Shaker Heights
Cuyahoga County, Ohio
Notes to the Basic Financial Statements
For the Year Ended December 31, 2023

Upon attaining a qualifying age with sufficient years of service, a member of OP&F may retire and receive a lifetime monthly pension. OP&F offers four types of service retirement: normal, service commuted, age/service commuted and actuarially reduced. Each type has different eligibility guidelines and is calculated using the member's average annual salary. The following discussion of the pension formula relates to normal service retirement.

For members hired after July 1, 2013, the minimum retirement age is 52 for normal service retirement with at least 25 years of service credit. For members hired on or before after July 1, 2013, the minimum retirement age is 48 for normal service retirement with at least 25 years of service credit.

The annual pension benefit for normal service retirement is equal to a percentage of the allowable average annual salary. The percentage equals 2.5 percent for each of the first 20 years of service credit, 2.0 percent for each of the next five years of service credit and 1.5 percent for each year of service credit in excess of 25 years. The maximum pension of 72 percent of the allowable average annual salary is paid after 33 years of service credit (see OP&F Annual Comprehensive Financial Report referenced above for additional information, including requirements for Deferred Retirement Option Plan provisions and reduced and unreduced benefits).

Under normal service retirement, retired members who are at least 55 years old and have been receiving OP&F benefits for at least one year may be eligible for a cost-of-living allowance adjustment. The age 55 provision for receiving a COLA does not apply to those who are receiving a permanent and total disability benefit, statutory survivors and annuity beneficiaries. Members participating in the DROP program have separate eligibility requirements related to COLA.

The COLA amount for members who have 15 or more years of service credit as of July 1, 2013, and members who are receiving a pension benefit that became effective before July 1, 2013, will be equal to 3.0 percent of the member's base pension benefit.

The COLA amount for members who have less than 15 years of service credit as of July 1, 2013, and members whose pension benefit became effective on or after July 1, 2013, will be equal to a percentage of the member's base pension benefit where the percentage is the lesser of 3.0 percent or the percentage increase in the consumer price index, if any, over the twelve-month period that ends on the thirtieth day of September of the immediately preceding year, rounded to the nearest one-tenth of one percent.

Members who retired prior to July 24, 1986, or their surviving beneficiaries under optional plans are entitled to cost-of-living allowance increases. The annual increase is paid on July 1st of each year. The annual COLA increase is \$360 under a Single Life Annuity Plan with proportional reductions for optional payment plans.

Funding Policy – The Ohio Revised Code (ORC) provides statutory authority for member and employer contributions as follows:

City of Shaker Heights
Cuyahoga County, Ohio
Notes to the Basic Financial Statements
For the Year Ended December 31, 2023

	<u>Police</u>	<u>Firefighters</u>
2023 Statutory Maximum Contribution Rates		
Employer	19.50 %	24.00 %
Employee	12.25 %	12.25 %
2023 Actual Contribution Rates		
Employer:		
Pension	19.00 %	23.50 %
Post-employment Health Care Benefits	<u>0.50</u>	<u>0.50</u>
Total Employer	<u>19.50 %</u>	<u>24.00 %</u>
Employee	<u>12.25 %</u>	<u>12.25 %</u>

Employer contribution rates are expressed as a percentage of covered payroll. The City's contractually required contribution to OP&F was \$2,669,585 for 2023. Of this amount, \$201,815 is reported as accrued wages and benefits.

Pension Liabilities, Pension Expense, and Deferred Outflows/Inflows of Resources Related to Pensions

The net pension liability for OPERS was measured as of December 31, 2022, and the total pension liability used to calculate the net pension liability was determined by an actuarial valuation as of that date. OP&F's total pension liability was measured as of December 31, 2022, and was determined by rolling forward the total pension liability as of January 1, 2022, to December 31, 2022. The City's proportion of the net pension liability was based on the City's share of contributions to the pension plan relative to the contributions of all participating entities. Following is information related to the proportionate share and pension expense:

	<u>OPERS</u>	<u>OP&F</u>	<u>Total</u>
Proportion of the Net Pension Liability:			
Current Measurement Period	0.087134%	0.4524870%	
Prior Measurement Period	<u>0.087595%</u>	<u>0.4399837%</u>	
Change in Proportion	<u>-0.000461%</u>	<u>0.0125033%</u>	
Proportionate Share of the Net			
Pension Liability	\$ 25,739,422	\$ 42,981,879	\$ 68,721,301
Pension Expense	\$ 3,527,393	\$ 5,234,819	\$ 8,762,212

Other than contributions made subsequent to the measurement date and differences between projected and actual earnings on investments; deferred inflows/outflows of resources are recognized in pension expense beginning in the current period, using a straight line method over a closed period equal to the average of the expected remaining service lives of all employees that are provided with pensions, determined as of the beginning of the measurement period. Net deferred inflows/outflows of resources pertaining to the differences between projected and actual investment earnings are similarly recognized over a closed five year period. At December 31, 2023, the City reported deferred outflows of resources and deferred inflows of resources related to pensions from the following sources:

City of Shaker Heights
Cuyahoga County, Ohio
Notes to the Basic Financial Statements
For the Year Ended December 31, 2023

	OPERS	OP&F	Total
Deferred Outflows of Resources			
Net Difference between Projected and Actual			
Earnings on Pension Plan Investments	\$ 7,336,545	\$ 6,257,634	\$ 13,594,179
Differences between Expected and			
Actual Experience	854,956	644,707	1,499,663
Changes of Assumptions	271,918	3,876,818	4,148,736
Changes in Proportionate Share and			
Differences in Contributions	-	1,648,446	1,648,446
City Contributions Subsequent			
to the Measurement Date	1,906,309	2,669,585	4,575,894
Total Deferred Outflows of Resources	<u>\$ 10,369,728</u>	<u>\$ 15,097,190</u>	<u>\$ 25,466,918</u>
Deferred Inflows of Resources			
Differences between Expected and			
Actual Experience	\$ -	\$ 979,254	\$ 979,254
Changes of Assumptions	-	838,135	838,135
Changes in Proportionate Share and			
Differences in Contributions	66,742	1,092,509	1,159,251
Total Deferred Inflows of Resources	<u>\$ 66,742</u>	<u>\$ 2,909,898</u>	<u>\$ 2,976,640</u>

\$4,575,894 reported as deferred outflows of resources related to pension resulting from City contributions subsequent to the measurement date will be recognized as a reduction of the net pension liability in the year ending December 31, 2024. Other amounts reported as deferred outflows of resources and deferred inflows of resources related to pension will be recognized in pension expense as follows:

Year Ending December 31:	OPERS	OP&F	Total
2024	\$ 945,053	\$ 987,117	\$ 1,932,170
2025	1,698,170	2,394,974	4,093,144
2026	2,159,503	2,529,973	4,689,476
2027	3,593,951	3,575,766	7,169,717
2028	-	29,877	29,877
Total	<u>\$ 8,396,677</u>	<u>\$ 9,517,707</u>	<u>\$ 17,914,384</u>

Actuarial Assumptions – OPERS

Actuarial valuations of an ongoing plan involve estimates of the value of reported amounts and assumptions about the probability of occurrence of events far into the future. Examples include assumptions about future employment, mortality, and cost trends. Actuarially determined amounts are subject to continual review or modification as actual results are compared with past expectations and new estimates are made about the future.

Projections of benefits for financial reporting purposes are based on the substantive plan (the plan as understood by the employers and plan members) and include the types of benefits provided at the time of each valuation. The total pension liability was determined by an actuarial valuation as of December 31, 2022, using the following key actuarial assumptions and methods applied to all periods included in the measurement in accordance with the requirements of GASB 67:

City of Shaker Heights
Cuyahoga County, Ohio
Notes to the Basic Financial Statements
For the Year Ended December 31, 2023

	OPERS Traditional Plan
Wage Inflation	2.75 percent
Future Salary Increases, including inflation	2.75 to 10.75 percent including wage inflation
COLA or Ad Hoc COLA:	
Pre-January 7, 2013 Retirees	3.00 percent, simple
Post-January 7, 2013 Retirees	3.00 percent, simple through 2023, then 2.05 percent, simple
Investment Rate of Return	6.90 percent
Actuarial Cost Method	Individual Entry Age

Pre-retirement mortality rates are based on 130 percent of the Pub-2010 General Employee Mortality tables (males and females) for State and Local Government divisions. Post-retirement mortality rates are based on 115 percent of the PubG-2010 Retiree Mortality Tables (males and females). Post-retirement mortality rates for disabled retirees are based on the PubNS-2010 Disabled Retiree Mortality Tables (males and females). For all of the previously described tables, the base year is 2010 and mortality rates for a particular calendar year are determined by applying the MP-2020 mortality improvement scales (males and females) to all of these tables.

The most recent experience study was completed for the five-year period ended December 31, 2020.

During 2022, OPERS managed investments in three investment portfolios: the Defined Benefit portfolio, the Health Care portfolio, and the Defined Contribution portfolio. The Defined Benefit portfolio contains the investment assets for the Traditional Pension Plan, the defined benefit component of the Combined Plan and the annuitized accounts of the Member-Directed Plan. Within the Defined Benefit portfolio contributions into the plans are all recorded at the same time, and benefit payments all occur on the first of the month. Accordingly, the money-weighted rate of return is considered to be the same for all plans within the portfolio. The annual money-weighted rate of return expressing investment performance, net of investment expenses and adjusted for the changing amounts actually invested, for the Defined Benefit portfolio was a loss of 12.10 percent for 2022.

The allocation of investment assets with the Defined Benefit portfolio is approved by the Board of Trustees as outlined in the annual investment plan. Plan assets are managed on a total return basis with a long-term objective of achieving and maintaining a fully funded status for the benefits provided through the defined benefit pension plans. The long-term expected rate of return on defined benefit investment assets was determined using a building-block method in which best-estimate ranges of expected future real rates of return are developed for each major asset class. These ranges are combined to produce the long-term expected real rate of return by weighting the expected future real rates of return by the target asset allocation percentage, adjusted for inflation. Best estimates of geometric rates of return were provided by the Board's investment consultant. For each major class that is included in the Defined Benefit portfolio's target asset allocation as of December 31, 2022, these best estimates are summarized below:

City of Shaker Heights
Cuyahoga County, Ohio
Notes to the Basic Financial Statements
For the Year Ended December 31, 2023

Asset Class	Target Allocation	Weighted Average Long-Term Expected Real Rate of Return (Geometric)
Fixed Income	22.00%	2.62%
Domestic Equities	22.00	4.60
Real Estate	13.00	3.27
Private Equity	15.00	7.53
International Equities	21.00	5.51
Risk Parity	2.00	4.37
Other investments	5.00	3.27
Total	100.00%	

Discount Rate The discount rate used to measure the total pension liability for the current year was 6.9 percent. The discount rate for the prior year was 7.2 percent. The projection of cash flows used to determine the discount rate assumed that contributions from plan members and those of the contributing employers are made at the contractually required rates, as actuarially determined. Based on those assumptions, the pension plan’s fiduciary net position was projected to be available to make all projected future benefits payments of current plan members. Therefore, the long-term expected rate of return on pension plan investments was applied to all periods of projected benefit payments to determine the total pension liability.

Sensitivity of the City’s Proportionate Share of the Net Pension Liability to Changes in the Discount Rate The following table presents the City’s proportionate share of the net pension liability calculated using the current period discount rate assumption of 6.9 percent, as well as what the City’s proportionate share of the net pension liability would be if it were calculated using a discount rate that is one-percentage-point lower (5.9 percent) or one-percentage-point higher (7.9 percent) than the current rate:

	1% Decrease	Current Discount Rate	1% Increase
City’s Proportionate Share of the Net Pension Liability	\$ 38,556,795	\$ 25,739,422	\$ 15,077,667

Actuarial Assumptions – OP&F

OP&F’s total pension liability as of December 31, 2022, is based on the results of an actuarial valuation date of January 1, 2022, and rolled-forward using generally accepted actuarial procedures. The total pension liability is determined by OP&F’s actuaries in accordance with GASB Statement No. 67, as part of their annual valuation. Actuarial valuations of an ongoing plan involve estimates of the value of reported amounts and assumptions about probability of occurrence of events far into the future. Examples include assumptions about future employment mortality, salary increases, disabilities, retirements and employment terminations. Actuarially determined amounts are subject to continual review and potential modifications, as actual results are compared with past expectations and new estimates are made about the future. Assumptions considered are: withdrawal rates, disability retirement, service retirement, DROP elections, mortality, percent married and forms of the payment, DROP interest rate, CPI-based COLA, investment returns, salary increases and payroll growth.

Key methods and assumptions used in the latest actuarial valuation, reflecting experience study results, prepared as of January 1, 2022, are presented below.

City of Shaker Heights
Cuyahoga County, Ohio
Notes to the Basic Financial Statements
For the Year Ended December 31, 2023

Valuation Date	January 1, 2022, with actuarial liabilities rolled forward to December 31, 2022
Actuarial Cost Method	Entry Age Normal
Investment Rate of Return	7.50 percent
Projected Salary Increases	3.75 percent to 10.50 percent
Payroll Growth	3.25 percent per annum, compounded annually, consisting of Inflation rate of 2.75 percent plus productivity increase rate of 0.50 percent
Cost of Living Adjustments	2.20 percent simple per year

For 2022, the mortality for service retirees is based on the Pub-2010 Below-Median Safety Amount-Weighted Healthy Retiree mortality table with rates adjusted to 96.20 percent for males and 98.70 percent for females. All rates are projected using the MP-2021 Improvement Scale.

For 2022, mortality for disabled retirees is based on the Pub-2010 Safety Amount-Weighted Disabled Retiree mortality table with rates adjusted by 135 percent for males and 97.9 percent for females. All rates are projected using the MP-2021 Improvement Scale.

For 2022, mortality for contingent annuitants is based on the Pub- 2010 Below-Median Safety Amount-Weighted Contingent Annuitant Retiree mortality table with rates adjusted by 108.9 percent for males and 131 percent for females. All rates are projected using the MP-2021 Improvement Scale.

For 2022, Mortality for active members is based on the Pub-2010 Below-Median Safety Amount-Weighted Employee mortality table. All rates are projected using the MP- 2021 Improvement Scale.

For 2021, mortality for non-disabled participants is based on the RP-2014 Total Employee and Healthy Annuitant Mortality Tables rolled back to 2006, adjusted according to the rates in the following table, and projected with the Buck Modified 2016 Improvement Scale. Rates for surviving beneficiaries are adjusted by 120 percent.

<u>Age</u>	<u>Police</u>	<u>Fire</u>
67 or less	77 %	68 %
68-77	105	87
78 and up	115	120

For 2021, mortality for disabled retirees is based on the RP-2014 Disabled Mortality Tables rolled back to 2006, adjusted according to the rates in the following table, and projected with the Buck Modified 2016 Improvement Scale.

<u>Age</u>	<u>Police</u>	<u>Fire</u>
59 or less	35 %	35 %
60-69	60	45
70-79	75	70
80 and up	100	90

The most recent experience study was completed for the five-year period ended December 31, 2021.

City of Shaker Heights
Cuyahoga County, Ohio
Notes to the Basic Financial Statements
For the Year Ended December 31, 2023

The long-term expected rate of return on pension plan investments was determined using a building-block method in which best-estimate ranges of expected future real rates of return (expected returns, net of pension plan investment expense and inflation) are developed for each major asset class. These ranges are combined to produce the long-term expected rate of return by weighting the expected future real rates of return by the target asset allocation percentage and by adding expected inflation. The assumption is intended to be a long-term assumption (30 to 50 years) and is not expected to change absent a significant change in the asset allocation, a change in the underlying inflation assumption, or a fundamental change in the market that alters expected returns in future years.

Best estimates of the long-term expected geometric real rates of return for each major asset class included in OP&F's target asset allocation as of December 31, 2022, are summarized below:

<u>Asset Class</u>	<u>Target Allocation</u>	<u>Long-Term Expected Real Rate of Return</u>
Domestic Equity	18.60 %	4.80 %
Non-US Equity	12.40	5.50
Private Markets	10.00	7.90
Core Fixed Income *	25.00	2.50
High Yield Fixed Income	7.00	4.40
Private Credit	5.00	5.90
U.S. Inflation Linked Bonds*	15.00	2.00
Midstream Energy Infrastructure	5.00	5.90
Real Assets	8.00	5.90
Gold	5.00	3.60
Private Real Estate	12.00	5.30
Commodities	2.00	3.60
Total	125.00 %	

Note: Assumptions are geometric.

* levered 2.5x

OP&F's Board of Trustees has incorporated the risk parity concept into OP&F's asset liability valuation with the goal of reducing equity risk exposure, which reduces overall Total Portfolio risk without sacrificing return, and creating a more risk-balanced portfolio based on their relationship between asset classes and economic environments. From the notional portfolio perspective above, the Total Portfolio may be levered up to 1.25 times due to the application of leverage in certain fixed income asset classes.

Discount Rate The total pension liability was calculated using the discount rate of 7.50 percent. The projection of cash flows used to determine the discount rate assumed the contributions from employers and from the members would be computed based on contribution requirements as stipulated by State statute. Projected inflows from investment earning were calculated using the longer-term assumed investment rate of return of 7.50 percent. Based on those assumptions, the plan's fiduciary net position was projected to be available to make all future benefit payments of current plan members. Therefore, a long-term expected rate of return on pension plan investments was applied to all periods of projected benefits to determine the total pension liability.

City of Shaker Heights
Cuyahoga County, Ohio
Notes to the Basic Financial Statements
For the Year Ended December 31, 2023

Sensitivity of the City's Proportionate Share of the Net Pension Liability to Changes in the Discount Rate Net pension liability is sensitive to changes in the discount rate, and to illustrate the potential impact, the following table presents the net pension liability calculated using the discount rate of 7.50 percent, as well as what the net pension liability would be if it were calculated using a discount rate that is one percentage point lower (6.50 percent), or one percentage point higher (8.50 percent) than the current rate.

	1% Decrease	Current Discount Rate	1% Increase
City's Proportionate Share of the Net Pension Liability	\$ 56,701,391	\$ 42,981,879	\$ 31,576,847

NOTE 10 - DEFINED BENEFIT OPEB PLANS

Net OPEB Liability

See Note 9 for a description of the net OPEB liability.

Ohio Public Employees Retirement System (OPERS)

Plan Description – The Ohio Public Employees Retirement System (OPERS) administers three separate pension plans: the traditional pension plan, a cost-sharing, multiple-employer defined benefit pension plan; the member-directed plan, a defined contribution plan; and the combined plan, a cost-sharing, multiple-employer defined benefit pension plan that has elements of both a defined benefit and defined contribution plan. Substantially all employee members are in OPERS' traditional plan; therefore, the following disclosure focuses on the traditional pension plan.

OPERS maintains a cost-sharing, multiple-employer defined benefit post-employment health care trust. The 115 Health Care Trust (115 Trust or Health Care Trust) was established in 2014, under Section 115 of the Internal Revenue Code (IRC). The purpose of the 115 Trust is to fund health care. Medicare-enrolled retirees may have an allowance deposited into a health reimbursement arrangement (HRA) account to be used toward the health care program of their choice selected with the assistance of an OPERS vendor. Non-Medicare retirees have converted to an arrangement similar to the Medicare-enrolled retirees, and are no longer participating in OPERS provided self-insured group plans.

With one exception, OPERS-provided health care coverage is neither guaranteed nor statutorily required. Ohio law currently requires Medicare Part A equivalent coverage or Medicare Part A premium reimbursement for eligible retirees and their eligible dependents.

OPERS offers a health reimbursement arrangement (HRA) allowance to benefit recipients meeting certain age and service credit requirements. The HRA is an account funded by OPERS that provides tax free reimbursement for qualified medical expenses such as monthly post-tax insurance premiums, deductibles, co-insurance, and co-pays incurred by eligible benefit recipients and their dependents.

OPERS members retiring with an effective date of January 1, 2022, or after must meet the following health care eligibility requirements to receive an HRA allowance:

Medicare Retirees Medicare-eligible with a minimum of 20 years of qualifying service credit

City of Shaker Heights
Cuyahoga County, Ohio
Notes to the Basic Financial Statements
For the Year Ended December 31, 2023

Non-Medicare Retirees Non-Medicare retirees qualify based on the following age-and-service criteria:

Group A 30 years of qualifying service credit at any age;

Group B 32 years of qualifying service credit at any age or 31 years of qualifying service credit and minimum age 52;

Group C 32 years of qualifying service credit and minimum age 55; or,

A retiree from groups A, B or C who qualifies for an unreduced pension, but a portion of their service credit is not health care qualifying service, can still qualify for health care at age 60 if they have at least 20 years of qualifying health care service credit.

Retirees who don't meet the requirement for coverage as a non-Medicare participant can become eligible for coverage at age 65 if they have at least 20 years of qualifying service.

Members with a retirement date prior to January 1, 2022, who were eligible to participate in the OPERS health care program will continue to be eligible after January 1, 2022.

Eligible retirees may receive a monthly HRA allowance for reimbursement of health care coverage premiums and other qualified medical expenses. Monthly allowances, based on years of service and the age at which the retiree first enrolled in OPERS coverage, are provided to eligible retirees, and are deposited into their HRA account.

Retirees will have access to the OPERS Connector, which is a relationship with a vendor selected by OPERS to assist retirees participating in the health care program. The OPERS Connector may assist retirees in selecting and enrolling in the appropriate health care plan.

When members become Medicare-eligible, recipients enrolled in OPERS health care programs must enroll in Medicare Part A (hospitalization) and Medicare Part B (medical).

OPERS reimburses retirees who are not eligible for premium-free Medicare Part A (hospitalization) for their Part A premiums as well as any applicable surcharges (late-enrollment fees). Retirees within this group must enroll in Medicare Part A and select medical coverage, and may select prescription coverage, through the OPERS Connector. OPERS also will reimburse 50 percent of the Medicare Part A premium and any applicable surcharges for eligible spouses. Proof of enrollment in Medicare Part A and confirmation that the retiree is not receiving reimbursement or payment from another source must be submitted. The premium reimbursement is added to the monthly pension benefit.

The Ohio Revised Code permits but does not require OPERS to provide health care to its eligible benefit recipients. Authority to establish and amend health care coverage is provided to the Board in Chapter 145 of the Ohio Revised Code.

Disclosures for the health care plan are presented separately in the OPERS financial report. Interested parties may obtain a copy by visiting <https://www.opers.org/financial/reports.shtml>, by writing to OPERS, 277 East Town Street, Columbus, Ohio 43215-4642, or by calling (614) 222-5601 or 800-222-7377.

City of Shaker Heights
Cuyahoga County, Ohio
Notes to the Basic Financial Statements
For the Year Ended December 31, 2023

Funding Policy - The Ohio Revised Code provides the statutory authority allowing public employers to fund postemployment health care through their contributions to OPERS. When funding is approved by OPERS Board of Trustees, a portion of each employer's contribution to OPERS is set aside to fund OPERS health care plans. Beginning in 2018, OPERS no longer allocated a portion of its employer contributions to health care.

Employer contribution rates are expressed as a percentage of the earnable salary of active members. In 2023, state and local employers contributed at a rate of 14.0 percent of earnable salary and public safety and law enforcement employers contributed at 18.1 percent. These are the maximum employer contribution rates permitted by the Ohio Revised Code. Active member contributions do not fund health care.

Each year, the OPERS Board determines the portion of the employer contribution rate that will be set aside to fund health care plans. For 2023, OPERS did not allocate any employer contribution to health care for members. The OPERS Board is also authorized to establish rules for the retiree or their surviving beneficiaries to pay a portion of the health care provided. Payment amounts vary depending on the number of covered dependents and the coverage selected.

Employer contribution rates are actuarially determined and are expressed as a percentage of covered payroll. The City's had no contractually required contribution was for 2023.

Ohio Police & Fire Pension Fund (OP&F)

Plan Description – The City contributes to the Ohio Police and Fire Pension Fund (OP&F) sponsored healthcare program, a cost-sharing, multiple-employer defined post-employment health care plan administered by a third-party provider. This program is not guaranteed and is subject to change at any time upon action of the Board of Trustees. On January 1, 2019, OP&F implemented a new model for health care. Under this new model, OP&F provides eligible retirees with a fixed stipend earmarked to pay for health care and Medicare Part B reimbursements.

OP&F contracted with a vendor who assists eligible retirees in choosing health care plans that are available where they live (both Medicare-eligible and pre-65 populations). A stipend funded by OP&F is available to these members through a Health Reimbursement Arrangement and can be used to reimburse retirees for qualified health care expenses.

Regardless of a benefit recipient's participation in the health care program, OP&F is required by law to pay eligible recipients of a service pension, disability benefit and spousal survivor benefit for their Medicare Part B insurance premium, up to the statutory maximum provided the benefit recipient is not eligible to receive reimbursement from any other source. Once OP&F receives the necessary documentation, a monthly reimbursement is included as part of the recipient's next benefit payment. The stipend provided by OP&F meets the definition of an Other Post Employment Benefit (OPEB) as described in Governmental Accounting Standards Board (GASB) Statement No. 75.

OP&F maintains funds for health care in two separate accounts: one account for health care benefits and one account for Medicare Part B reimbursements. A separate health care trust accrual account is maintained for health care benefits under IRS Code Section 115 trust. IRS Code Section 401(h) account is maintained for Medicare Part B reimbursements.

City of Shaker Heights
Cuyahoga County, Ohio
Notes to the Basic Financial Statements
For the Year Ended December 31, 2023

The Ohio Revised Code allows, but does not mandate, OP&F to provide OPEB benefits. Authority for the OP&F Board of Trustees to provide health care coverage to eligible participants and to establish and amend benefits is codified in Chapter 742 of the Ohio Revised Code.

OP&F issues a publicly available financial report that includes financial information and required supplementary information for the plan. The report may be obtained by visiting the OP&F website at www.op-f.org or by writing to the Ohio Police and Fire Pension Fund, 140 East Town Street, Columbus, Ohio 43215-5164.

Funding Policy – The Ohio Revised Code provides for contribution requirements of the participating employers and of plan members to the OP&F defined benefit pension plan. Participating employers are required to contribute to the pension plan at rates expressed as percentages of the payroll of active pension plan members, currently 19.5 percent and 24 percent of covered payroll for police and fire employer units, respectively. The Ohio Revised Code states that the employer contribution may not exceed 19.5 percent of covered payroll for police employer units and 24 percent of covered payroll for fire employer units. Active members do not make contributions to the OPEB Plan.

The Board of Trustees is authorized to allocate a portion of the total employer contributions for retiree health care benefits. For 2023, the portion of employer contributions allocated to health care was 0.5 percent of covered payroll. The amount of employer contributions allocated to the health care plan each year is subject to the Trustees’ primary responsibility to ensure that pension benefits are adequately funded.

The OP&F Board of Trustees is also authorized to establish requirements for contributions to the health care plan by retirees and their eligible dependents or their surviving beneficiaries. Payment amounts vary depending on the number of covered dependents and the coverage selected.

The City’s contractually required contribution to OP&F was \$63,058 for 2023. Of this amount, \$4,824 is reported as accrued wages and benefits.

Net OPEB Liability (Asset), OPEB Expense, and Deferred Outflows/Inflows of Resources Related to OPEB

The net OPEB liability and total OPEB liability for OPERS were determined by an actuarial valuation as of December 31, 2021, rolled forward to the measurement date of December 31, 2022, by incorporating the expected value of health care cost accruals, the actual health care payment, and interest accruals during the year. OP&F’s total OPEB liability was measured as of December 31, 2022, and was determined by rolling forward the total OPEB liability as of January 1, 2022, to December 31, 2022. The City’s proportion of the net OPEB liability was based on the City’s share of contributions to the retirement plan relative to the contributions of all participating entities. Following is information related to the proportionate share and OPEB expense:

	<u>OPERS</u>	<u>OP&F</u>	<u>Total</u>
Proportion of the Net OPEB Liability:			
Current Measurement Period	0.085161%	0.4524870%	
Prior Measurement Period	0.084931%	0.4399837%	
Change in Proportion	<u>0.000230%</u>	<u>0.0125033%</u>	
Proportionate Share of the Net			
OPEB Liability	\$ 536,956	\$ 3,221,577	\$ 3,758,533
OPEB Expense	\$ (1,076,642)	\$ 16,032	\$ (1,060,610)

City of Shaker Heights
Cuyahoga County, Ohio
Notes to the Basic Financial Statements
For the Year Ended December 31, 2023

At December 31, 2023, the City reported deferred outflows of resources and deferred inflows of resources related to OPEB from the following sources:

	OPERS	OP&F	Total
Deferred Outflows of Resources			
Net Difference between Projected and Actual			
Earnings on OPEB Plan Investments	\$ 1,066,414	\$ 276,314	\$ 1,342,728
Differences between Expected and Actual Experience	-	192,243	192,243
Changes of Assumptions	524,457	1,605,456	2,129,913
Changes in Proportionate Share and Differences in Contributions	147	242,065	242,212
City Contributions Subsequent to the Measurement Date	-	63,058	63,058
Total Deferred Outflows of Resources	<u>\$ 1,591,018</u>	<u>\$ 2,379,136</u>	<u>\$ 3,970,154</u>
Deferred Inflows of Resources			
Differences between Expected and Actual Experience	\$ 133,939	\$ 635,231	\$ 769,170
Changes of Assumptions	43,154	2,634,989	2,678,143
Changes in Proportionate Share and Differences in Contributions	4,799	329,556	334,355
Total Deferred Inflows of Resources	<u>\$ 181,892</u>	<u>\$ 3,599,776</u>	<u>\$ 3,781,668</u>

\$63,058 reported as deferred outflows of resources related to OPEB resulting from City contributions subsequent to the measurement date will be recognized as a reduction/addition of the net OPEB liability in 2024. Other amounts reported as deferred outflows of resources and deferred inflows of resources related to OPEB will be recognized in OPEB expense as follows:

Year Ending December 31:	OPERS	OP&F	Total
2024	\$ 171,360	\$ (124,633)	\$ 46,727
2025	390,055	(97,505)	292,550
2026	332,544	(132,538)	200,006
2027	515,167	(55,870)	459,297
2028	-	(244,803)	(244,803)
Thereafter	-	(628,349)	(628,349)
Total	<u>\$ 1,409,126</u>	<u>\$ (1,283,698)</u>	<u>\$ 125,428</u>

Actuarial Assumptions – OPERS

Actuarial valuations of an ongoing plan involve estimates of the values of reported amounts and assumptions about the probability of occurrence of events far into the future. Examples include assumptions about future employment, mortality, and cost trends. Actuarially determined amounts are subject to continual review or modification as actual results are compared with past expectations and new estimates are made about the future.

Projections of health care costs for financial reporting purposes are based on the substantive plan (the plan as understood by the employers and plan members) and include the types of coverage provided at the time of each valuation and the historical pattern of sharing of costs between OPERS and plan members. The total OPEB liability was determined by an actuarial valuation as of December 31, 2021, rolled forward to the measurement date of December 31, 2022. The actuarial valuation used the following key actuarial assumptions and methods applied to all prior periods included in the measurement in accordance with the requirements of GASB 74:

City of Shaker Heights
Cuyahoga County, Ohio
Notes to the Basic Financial Statements
For the Year Ended December 31, 2023

	December 31, 2022	December 31, 2021
Wage Inflation	2.75 percent	2.75 percent
Projected Salary Increases,	2.75 to 10.75 percent	2.75 to 10.75 percent
	including wage inflation	including wage inflation
Single Discount Rate	5.22 percent	6.00 percent
Investment Rate of Return	6.00 percent	6.00 percent
Municipal Bond Rate	4.05 percent	1.84 percent
Health Care Cost Trend Rate	5.50 percent, initial	5.50 percent, initial
	3.50 percent, ultimate in 2036	3.50 percent, ultimate in 2034
Actuarial Cost Method	Individual Entry Age	Individual Entry Age

Pre-retirement mortality rates are based on 130 percent of the Pub-2010 General Employee Mortality tables (males and females) for State and Local Government divisions. Post-retirement mortality rates are based on 115 percent of the PubG-2010 Retiree Mortality Tables (males and females). Post-retirement mortality rates for disabled retirees are based on the PubNS-2010 Disabled Retiree Mortality Tables (males and females). For all of the previously described tables, the base year is 2010 and mortality rates for a particular calendar year are determined by applying the MP-2020 mortality improvement scales (males and females) to all of these tables.

The most recent experience study was completed for the five-year period ended December 31, 2020.

During 2022, OPERS managed investments in three investment portfolios: the Defined Benefit portfolio, the Health Care portfolio and the Defined Contribution portfolio. The Health Care portfolio includes the assets for health care expenses for eligible members. Within the Health Care portfolio, if any contributions are made into the plans, the contributions are assumed to be received continuously throughout the year based on the actual payroll payable at the time contributions are made. Health care-related payments are assumed to occur mid-year. Accordingly, the money-weighted rate of return is considered to be the same for all plans within the portfolio. The annual money-weighted rate of return expressing investment performance, net of investment expenses and adjusted for the changing amounts actually invested, for the Health Care portfolio was a loss of 15.6 percent for 2022.

The allocation of investment assets within the Health Care portfolio is approved by the Board of Trustees as outlined in the annual investment plan. Assets are managed on a total return basis with a long-term objective of continuing to offer a sustainable health care program for current and future retirees. OPERS' primary goal is to achieve and maintain a fully funded status for the benefits provided through the defined pension plans. Health care is a discretionary benefit. The long-term expected rate of return on health care investment assets was determined using a building-block method in which best-estimate ranges of expected future rates of return are developed for each major asset class. These ranges are combined to produce the long-term expected rate of return by weighting the expected future rates of return by the target asset allocation percentage, adjusted for inflation. Best estimates of geometric rates of return were provided by the Board's investment consultant. For each major asset class that is included in the Health Care's portfolio's target asset allocation as of December 31, 2022, these best estimates are summarized in the following table:

City of Shaker Heights
Cuyahoga County, Ohio
Notes to the Basic Financial Statements
For the Year Ended December 31, 2023

Asset Class	Target Allocation	Weighted Average Long-Term Expected Real Rate of Return (Geometric)
Fixed Income	34.00%	2.56%
Domestic Equities	26.00	4.60
Real Estate Investment Trust	7.00	4.70
International Equities	25.00	5.51
Risk Parity	2.00	4.37
Other Investments	6.00	1.84
Total	100.00%	

Discount Rate A single discount rate of 5.22 percent was used to measure the OPEB liability on the measurement date of December 31, 2022; however, the single discount rate used at the beginning of the year was 6 percent. Projected benefit payments are required to be discounted to their actuarial present value using a single discount rate that reflects (1) a long-term expected rate of return on OPEB plan investments (to the extent that the health care fiduciary net position is projected to be sufficient to pay benefits), and (2) tax-exempt municipal bond rate based on an index of 20-year general obligation bonds with an average AA credit rating as of the measurement date (to the extent that the contributions for use with the long-term expected rate are not met). This single discount rate was based on an expected rate of return on the health care investment portfolio of 6.00 percent and a municipal bond rate of 4.05 percent (Fidelity Index’s “20-Year Municipal GO AA Index”). The projection of cash flows used to determine this single discount rate assumed that employer contributions will be made at rates equal to the actuarially determined contribution rate. Based on these assumptions, the health care fiduciary net position and future contributions were sufficient to finance health care costs through 2054. As a result, the actuarial assumed long-term expected rate of return on health care investments was applied to projected costs through the year 2054, and the municipal bond rate was applied to all health care costs after that date.

Sensitivity of the City’s Proportionate Share of the Net OPEB Liability to Changes in the Discount Rate The following table presents the City’s proportionate share of the net OPEB liability calculated using the single discount rate of 5.22 percent, as well as what the City’s proportionate share of the net OPEB liability (asset) would be if it were calculated using a discount rate that is one-percentage-point lower (4.22 percent) or one-percentage-point higher (6.22 percent) than the current rate:

	1% Decrease	Current Discount Rate	1% Increase
City's Proportionate Share of the Net OPEB Liability (Asset)	\$ 1,827,555	\$ 536,956	\$ (527,998)

Sensitivity of the City’s Proportionate Share of the Net OPEB Liability to Changes in the Health Care Cost Trend Rate Changes in the health care cost trend rate may also have a significant impact on the net OPEB liability or asset. The following table presents the net liability or asset calculated using the assumed trend rates, and the expected net OPEB liability or asset if it were calculated using a health care cost trend rate that is 1.0 percent lower or 1.0 percent higher than the current rate.

Retiree health care valuations use a health care cost-trend assumption that changes over several years built into the assumption. The near-term rates reflect increases in the current cost of health care; the trend starting in 2023 is 5.50 percent. If this trend continues for future years, the projection indicates that years from now virtually all expenditures will be for health care. A more reasonable alternative is the health plan cost trend will decrease to a

City of Shaker Heights
Cuyahoga County, Ohio
Notes to the Basic Financial Statements
For the Year Ended December 31, 2023

level at, or near, wage inflation. On this basis, the actuaries project premium rate increases will continue to exceed wage inflation for approximately the next decade, but by less each year, until leveling off at an ultimate rate, assumed to be 3.50 percent in the most recent valuation.

	1% Decrease	Current Trend Rate	1% Increase
City's Proportionate Share of the Net OPEB Liability	\$ 503,302	\$ 536,956	\$ 574,837

Actuarial Assumptions – OP&F

OP&F's total OPEB liability as of December 31, 2022, is based on the results of an actuarial valuation date of January 1, 2022, and rolled-forward using generally accepted actuarial procedures. The total OPEB liability is determined by OP&F's actuaries in accordance with GASB Statement No. 74, as part of their annual valuation. Actuarial valuations of an ongoing plan involve estimates of the value of reported amounts and assumptions about probability of occurrence of events far into the future. Examples include assumptions about future employment, mortality, salary increases, disabilities, retirements and employment terminations. Actuarially determined amounts are subject to continual review and potential modifications, as actual results are compared with past expectations and new estimates are made about the future.

Projections of benefits for financial reporting purposes are based on the substantive plan (the plan as understood by the employers and plan members) and include the types of benefits provided at the time of each valuation and the historical pattern of sharing benefit costs between the employers and plan members to that point. The projection of benefits for financial reporting purposes does not explicitly incorporate the potential effects of legal or contractual funding limitations.

Actuarial calculations reflect a long-term perspective. For a newly hired employee, actuarial calculations will take into account the employee's entire career with the employer and also take into consideration the benefits, if any, paid to the employee after termination of employment until the death of the employee and any applicable contingent annuitant. In many cases, actuarial calculations reflect several decades of service with the employer and the payment of benefits after termination.

Key methods and assumptions used in the latest actuarial valuation, reflecting experience study results, are presented below.

Valuation Date	January 1, 2022, with Actuarial Liabilities Rolled Forward to December 31, 2022
Actuarial Cost Method	Entry Age Normal
Investment Rate of Return	7.50 Percent
Projected Salary Increases	3.75 Percent to 10.50 Percent
Payroll Growth	3.25 Percent
Blended Discount Rate:	
Current Measurement Date	4.27 Percent
Prior Measurement Date	2.84 Percent
Cost of Living Adjustments	2.20 Percent Simple per Year
Projected Depletion Year of OPEB Assets	2036

City of Shaker Heights
Cuyahoga County, Ohio
Notes to the Basic Financial Statements
For the Year Ended December 31, 2023

For 2022, mortality for service retirees is based on the Pub-2010 Below-Median Safety Amount-Weighted Healthy Retiree mortality table with rates adjusted by 96.2 percent for males and 98.7 percent for females. All rates are projected using the MP-2021 Improvement Scale.

For 2022, mortality for disabled retirees is based on the Pub-2010 Safety Amount-Weighted Disabled Retiree mortality table with rates adjusted by 135 percent for males and 97.9 percent for females. All rates are projected using the MP-2021 Improvement Scale.

For 2022, mortality for contingent annuitants is based on the Pub- 2010 Below-Median Safety Amount-Weighted Contingent Annuitant Retiree mortality table with rates adjusted by 108.9 percent for males and 131 percent for females. All rates are projected using the MP-2021 Improvement Scale.

For 2022, mortality for active members is based on the Pub-2010 Below-Median Safety Amount-Weighted Employee mortality table. All rates are projected using the MP- 2021 Improvement Scale.

For 2021, mortality for non-disabled participants is based on the RP-2014 Total Employee and Healthy Annuitant Mortality Tables rolled back to 2006, adjusted according to the rates in the following table, and projected with the Buck Modified 2016 Improvement Scale. Rates for surviving beneficiaries are adjusted by 120 percent.

<u>Age</u>	<u>Police</u>	<u>Fire</u>
67 or less	77 %	68 %
68-77	105	87
78 and up	115	120

For 2021, mortality for disabled retirees is based on the RP-2014 Disabled Mortality Tables rolled back to 2006, adjusted according to the rates in the following table, and projected with the Buck Modified 2016 Improvement Scale.

<u>Age</u>	<u>Police</u>	<u>Fire</u>
59 or less	35 %	35 %
60-69	60	45
70-79	75	70
80 and up	100	90

The most recent experience study was completed for the five-year period ended December 31, 2021.

The long-term expected rate of return on OPEB plan investments was determined using a building-block approach and assumes a time horizon, as defined in the Statement of Investment Policy. A forecasted rate of inflation serves as the baseline for the return expected. Various real return premiums over the baseline inflation rate have been established for each asset class. The long-term expected nominal rate of return has been determined by calculating a weighted averaged of the expected real return premiums for each asset class, adding the projected inflation rate and adding the expected return from rebalancing uncorrelated asset classes.

Best estimates of the long-term expected geometric real rates of return for each major asset class included in OP&F's target asset allocation as of December 31, 2022, are summarized below:

City of Shaker Heights
Cuyahoga County, Ohio
Notes to the Basic Financial Statements
For the Year Ended December 31, 2023

Asset Class	Target Allocation	Long-Term Expected Real Rate of Return
Domestic Equity	18.60 %	4.80 %
Non-US Equity	12.40	5.50
Private Markets	10.00	7.90
Core Fixed Income *	25.00	2.50
High Yield Fixed Income	7.00	4.40
Private Credit	5.00	5.90
U.S. Inflation Linked Bonds*	15.00	2.00
Midstream Energy Infrastructure	5.00	5.90
Real Assets	8.00	5.90
Gold	5.00	3.60
Private Real Estate	12.00	5.30
Commodities	2.00	3.60
Total	125.00 %	

Note: Assumptions are geometric.
* levered 2.5x

OP&F's Board of Trustees has incorporated the risk parity concept into OP&F's asset liability valuation with the goal of reducing equity risk exposure, which reduces overall Total Portfolio risk without sacrificing return, and creating a more risk-balanced portfolio based on the relationship between asset classes and economic environments. From the notional portfolio perspective above, the Total Portfolio may be levered up to 1.2 times due to the application of leverage in certain fixed income asset classes.

Discount Rate For 2022, the total OPEB liability was calculated using the discount rate of 4.27 percent. For 2021, the total OPEB liability was calculated using the discount rate of 2.84 percent. The projection of cash flows used to determine the discount rate assumed the contribution from employers and from members would be computed based on contribution requirements as stipulated by State statute. Projected inflows from investment earnings were calculated using the longer-term assumed investment rate of return of 7.5 percent. Based on those assumptions, OP&F's fiduciary net position was projected to not be able to make all future benefit payments of current plan members. Therefore, for 2022, the long-term assumed rate of return on investments of 7.50 percent was applied to periods before December 31, 2035, and the Municipal Bond Index Rate of 3.65 percent was applied to periods on and after December 31, 2035, resulting in a discount rate of 4.27 percent. For 2021, a municipal bond rate of 2.05 percent at December 31, 2021, was blended with the long-term rate of 7.5 which resulted in a blended discount rate of 2.84. The municipal bond rate was determined using the Bond Buyers General Obligation 20-year Municipal Bond Index Rate.

Sensitivity of the City's Proportionate Share of the Net OPEB Liability to Changes in the Discount Rate Net OPEB liability is sensitive to changes in the discount rate, and to illustrate the potential impact the following table presents the net OPEB liability calculated using the discount rate of 4.27 percent, as well as what the net OPEB liability would be if it were calculated using a discount rate that is one percentage point lower (3.27 percent), or one percentage point higher (5.27 percent) than the current rate.

	1% Decrease	Current Discount Rate	1% Increase
City's Proportionate Share of the Net OPEB Liability	\$ 3,967,069	\$ 3,221,577	\$ 2,592,189

City of Shaker Heights
Cuyahoga County, Ohio
Notes to the Basic Financial Statements
For the Year Ended December 31, 2023

NOTE 11 – LONG-TERM OBLIGATIONS

Changes in the City’s long-term obligations during the year were as follows:

	Balance 12/31/2022	Additions	Reductions	Balance 12/31/2023	Due Within One Year
Governmental Activities					
<i>General Obligation Bonds</i>					
Urban Renewal Refunding Bonds, Series 2016					
1.97%, due 12/1/2031	\$ 2,445,300	\$ -	\$ 252,000	\$ 2,193,300	\$ 255,900
Van Aken Sewer Line Improvement Bonds					
Series 2013, 2.90%, due 6/1/28	175,000	-	25,000	150,000	30,000
Various Purpose Bonds, Series 2017					
Serial Bonds, 2% - 3%, maturing 12/1/27	750,000	-	145,000	605,000	145,000
Term Bonds, 3.25% - 3.75%, maturing 12/1/37	1,755,000	-	-	1,755,000	-
Premium on Various Purpose Bonds	72,172	-	5,155	67,017	-
Urban Renewal Refunding Bonds, Series 2020					
1.64%, due 12/1/2031	7,595,000	-	790,000	6,805,000	805,000
Sewer Improvement Bonds, Series 2022					
3.25% - 5%, due 12/1/2052	8,000,000	-	145,000	7,855,000	150,000
Premium on Sewer Improvement Bonds	366,316	-	12,632	353,685	-
<i>Direct Placement</i>					
OWDA Bonds - 10255 - Transfer Station					
Repair, 3.86%, maturing 1/1/2045	-	1,300,025	-	1,300,025	-
Total General Obligation Bonds	21,158,788	1,300,025	1,374,787	21,084,027	1,385,900
<i>Revenue Bonds</i>					
CCCPA Non-Tax Revenue Bonds, Series 2017					
Serial Bonds, 3% - 5%, maturing 12/1/30	1,845,000	-	200,000	1,645,000	205,000
Term Bonds, 3% - 5%, maturing 12/1/37	2,230,000	-	-	2,230,000	-
Premium on Non-Tax Revenue Bonds	321,479	-	22,963	298,516	-
Total Revenue Bonds	4,396,479	-	222,963	4,173,516	205,000
<i>Direct Borrowings</i>					
<i>OPWC Loans</i>					
OPWC - CA08F - Water System					
Improvements, 0%, maturing 6/1/2026	489,360	-	139,817	349,543	139,817
OPWC - CA17E - City Water Line					
Improvements, 0%, maturing 7/1/2025	162,376	-	64,950	97,426	64,950
OPWC – CA17K – South Woodland Area					
Infrastructure Improvements, 0%, maturing 1/1/2029	529,664	-	88,277	441,387	88,277
OPWC – CA18M – Hildana-Ludgate					
Sanitary Sewer Improvements, 0%, maturing 7/1/2030	214,875	-	28,650	186,225	28,650
Total OPWC Loans	1,396,275	-	321,694	1,074,581	321,694
<i>Lease Purchases</i>					
Fire Truck (2016)	141,525	-	141,525	-	-
Fire Truck (2019)	421,055	-	100,269	320,786	103,528
Vacuum Truck (2020)	298,883	-	47,783	251,100	49,606
Street Sweeper (2023)	-	345,156	-	345,156	62,691
Total Lease Purchases	861,463	345,156	289,577	917,042	215,825
<i>Other Long-Term Obligations</i>					
Net Pension & OPEB Liabilities	39,931,355	32,548,479	-	72,479,834	-
Compensated Absences	7,016,755	399,196	230,423	7,185,528	477,264
Claims Payable	656,222	5,357,171	5,279,186	734,207	704,128
Total Other Long-Term Obligations	47,604,332	38,304,846	5,509,609	80,399,569	1,181,392
Total Governmental Activities					
Long Term Liabilities	\$ 75,417,338	\$ 39,950,027	\$ 7,718,630	\$ 107,648,735	\$ 3,309,811

City of Shaker Heights
Cuyahoga County, Ohio
Notes to the Basic Financial Statements
For the Year Ended December 31, 2023

As of December 31, 2023, the City's future debt service requirements consisted of bonds, non-interest bearing Ohio Public Works Commission Loans (OPWC), Ohio Water Development Authority (OWDA) bonds, lease purchases, compensated absences and claims payable. For governmental activities, the OPWC loans and the general obligation bonds are generally liquidated from the debt service funds, the OWDA bonds will be liquidated from the general fund and compensated absences and pension liability expense are generally liquidated by the general fund and claims payable are generally liquidated from the self-insurance internal service fund. There are no repayment schedules for the net pension liability and net OPEB liability; however, employer pension and OPEB contributions are primarily made from the general fund and water, sewer, and sanitation funds. For additional information related to the net pension liability and net OPEB liability see Notes 9 and 10.

On May 9, 2013, the City issued \$385,000 in general obligation bonds for the purpose of improving sewer lines along Van Aken Boulevard. The bonds bear an interest rate of 2.9 percent with semi-annual interest payments on June 1 and December 31 of each year, commencing December 1, 2013. The bonds mature on June 1, 2028.

On December 1, 2016, the City issued \$3,501,300 in general obligation bonds for the purpose of advance refunding general obligation bonds outstanding in order to take advantage of lower interest rates. The interest rates of the bonds is 1.97 percent. The City decreased its total debt service payments by \$609,036 as a result of the refunding. The City also incurred an economic gain (difference between the present value of the old and new debt service payments) of \$526,511. The balance of the defeased bonds was \$2,195,000 as of December 31, 2023.

On July 26, 2017, the City issued \$3,195,000 in various purpose serial and term general obligation bonds for the purpose of sewer improvements and RMS Park and Right of Way components of the Van Aken Redevelopment project. The interest rates of the serial bonds are 2.00 to 3.00 percent and the interest rates of the term bonds is 3.25 percent to 3.75 percent. The bonds were sold at a premium of \$103,102. The bonds mature on December 1, 2037.

On April 2, 2020, the City issued \$8,650,000 of general obligation bonds for the purpose of refunding general obligation bonds outstanding in order to take advantage of lower interest rates. The interest rate of the bonds is 1.64 percent. The City decreased its total debt service payments by \$844,255 as a result of the refunding. The City also incurred an economic gain (difference between the present value of the old and new debt service payments) of \$768,560. The balance of the defeased bonds was \$6,905,000 as of December 31, 2023.

On May 25, 2022, the City issued \$8,000,000 in serial and term general obligation bonds to retire the City's Notes Payable and for the purpose of sewer improvements. The interest rates of the serial bonds are 5.00 percent and the interest rates of the term bonds is 3.25 percent to 4.00 percent. The bonds were sold at a premium of \$378,948. The bonds mature on December 1, 2052.

On August 23, 2023, the City issued \$1,300,0025 in OWDA general obligation bonds that will be used for improvements to the City's transfer station. The bonds have an interest rate of 3.86% and mature on January 1, 2045. The bonds are secured by general resources of the City and will be retired from the general fund.

General obligation bonds are backed by the full faith and credit of the City.

On June 29, 2017, the City issued \$4,960,000 in Cleveland-Cuyahoga County Port Authority Non-Tax Revenue serial and term bonds for the Van Aken Redevelopment project. The interest rates of the serial bonds are 3.00 to 5.00 percent and the interest rates of the term bonds are 3.00 percent to 5.00 percent. The bonds were sold at a premium of \$459,257. The bonds mature on December 1, 2037. In the event of default, the issuer may pursue all remedies to collect all amounts then due and thereafter to become due under the agreement.

City of Shaker Heights
Cuyahoga County, Ohio
Notes to the Basic Financial Statements
For the Year Ended December 31, 2023

In 2007, the City transferred ownership of its waterlines to the City of Cleveland, but retained its obligation to pay the Ohio Public Works Commission Loans CA08F and CA17E. In the event of default, as defined by each OPWC loan agreement, the amount of default will be subject to 8 percent interest on all amounts due from date of default. Additionally, the Lender may declare all amounts immediately due and payable or require the County treasurer to pay the amounts due from funds appropriated to the county's undivided local government fund. The lender will also be entitled to collect any cost incurred in the event of default.

In the event of default, as defined by each OWDA loan agreement, the lender may declare the full amount of the unpaid Project Participation Principal amount immediately due and payable and require the County to pay any fines or penalties incurred with interest.

In 2016, the City entered into a lease purchase agreement for the acquisition of a fire truck in the amount of \$940,000. The lease carries an interest rate of 1.79 percent and matured in 2023. Payments on this lease were made from the general fund.

In 2019, the City entered into a lease purchase agreement for the acquisition of a fire truck in the amount of \$703,319. The lease carries an interest rate of 3.25 percent and matures in 2026. Payments on this lease are made from the general fund.

In 2020, the City entered into a lease purchase agreement for the acquisition of a sewer vacuum truck in the amount of \$402,837. The lease carries an interest rate of 3.75 percent and matures in 2028. Payments on this lease are made from the sanitation fund.

In 2023, the City entered into a lease purchase agreement for the acquisition of a street sweeper in the amount of \$345,156. The lease carries an interest rate of 4.82 percent and matures in 2028. Payments on this lease will be made from the sewer maintenance fund.

In the event of default, as defined by each lease purchase agreement, the lessor may declare all lease payments and all other amounts payable to be due and such amounts shall thereafter bear interest at the rate of 12 percent per annum. Additionally, the lessor may terminate the agreement and retake possession of the equipment. For each lease purchase agreement, the respective equipment is collateral.

The annual debt service requirements are as follows:

Year Ending December 31,	Governmental Activities						
	General Obligation Bonds		OPWC Loans	Non-Tax Revenue Bonds		Lease-Purchases	
	Principal	Interest	Principal	Principal	Interest	Principal	Interest
2024	\$ 1,385,900	\$ 551,625	\$ 321,694	\$ 205,000	\$ 159,338	\$ 215,825	\$ 36,638
2025	1,453,624	639,170	289,219	215,000	151,138	224,103	28,360
2026	1,478,444	538,579	186,836	225,000	142,538	232,708	19,754
2027	1,512,731	504,620	116,927	235,000	133,538	127,701	10,809
2028	1,541,687	470,947	116,927	245,000	133,538	116,705	5,212
2029 - 2033	5,660,914	1,825,420	42,978	1,405,000	492,940	-	-
2034 - 2038	2,251,457	1,282,136	-	1,345,000	176,438	-	-
2039 - 2043	1,852,333	900,224	-	-	-	-	-
2044 - 2048	1,851,235	551,736	-	-	-	-	-
2049 - 2052	1,675,000	170,800	-	-	-	-	-
Total	<u>\$ 20,663,325</u>	<u>\$ 7,435,257</u>	<u>\$ 1,074,581</u>	<u>\$ 3,875,000</u>	<u>\$ 1,389,468</u>	<u>\$ 917,042</u>	<u>\$ 100,773</u>

City of Shaker Heights
Cuyahoga County, Ohio
Notes to the Basic Financial Statements
For the Year Ended December 31, 2023

The City has pledged future non-tax revenues to repay \$5.0 million in revenue bonds issued on June 29, 2017 to finance the redevelopment of the Van Aken Shopping Center issued by the Cleveland-Cuyahoga County Port Authority. The bonds are payable solely from all monies of the City that are not raised by taxation, including but not limited to payments in lieu of taxes, charges for services, fines and forfeitures, licenses and permits and investment earnings. Total principal, interest and fees remaining on the bonds is \$5,196,013, payable through December 2037. For the current year, interest and fees paid were \$374,700 and available non-tax revenues were \$13,586,319.

NOTE 12 – COMPENSATED ABSENCES

Vacation is earned by City employees at varying rates based upon length of service. Vacation accumulates based on the bargaining units, and the maximum amounts vary from a range of 160 hours to 600 hours. In the case of death, termination or retirement, an employee (or the employee’s estate) is paid for the accumulated, unused vacation leave.

All full-time employees earn sick leave at a rate of fifteen (15) workdays per year. In November of each year, full-time employees of the City have the right to convert accumulated sick leave days earned but not used for the previous year in excess of a total accumulation of ninety (90) days at the ratio of three days of accumulated sick leave for one day’s pay. Sick leave not converted under this option may be used through time off from work. Non-bargaining full-time employees with ten years minimum continuous service with the City who terminate employment for other than disciplinary reasons may receive payment for one-half their accumulated sick leave to a maximum of 675 hours. Safety forces bargaining unit employees with at least 5 years minimum continuous service with the City and eligible for retirement may receive payment for their accumulated sick leave according to their bargaining agreement. Recreation and Public Works bargaining unit employees receive sick leave according to their bargaining agreement. Compensated absences are charged to various funds of the City in accordance to where an employee’s salary is charged.

NOTE 13 – LEASES

The City has entered into a Site Lease Agreement for the rental of the cell phone tower in the Shaker Heights City Hall parking lot with New Cingular Wireless PCS, LLC. This agreement calls for five-year terms that renew automatically, through 2046. The City is reporting a lease receivable of \$856,934 in the governmental funds at December 31, 2023. This amount represents the discounted future monthly lease payments. This discount is being amortized using the straight-line method. For 2023, the City reported lease revenue (charges for services) of \$3,758 and interest revenue of \$34,024 in the governmental funds.

A summary of future payments to be received is as follows:

Year	Principal	Interest	Total
2024	\$ 6,226	\$ 34,024	\$ 40,250
2025	6,473	33,777	40,250
2026	53,017	33,520	86,537
2027	14,872	31,415	46,287
2028	15,463	30,825	46,288
2029-2033	168,520	136,978	305,498
2034-2038	336,650	93,054	429,704
2039-2042	255,713	25,877	281,590
	\$ 856,934	\$ 419,470	\$ 1,276,404

City of Shaker Heights
Cuyahoga County, Ohio
Notes to the Basic Financial Statements
For the Year Ended December 31, 2023

NOTE 14 – RISK MANAGEMENT

The City is exposed to various risks of loss related to torts, theft of, damage to, and destruction of assets, errors and omissions, injuries to employees, and natural disasters. During 2023, the City carried the following insurance coverage:

- Public entity broad form liability insurance which included law enforcement, public officials, and emergency medical liability insurance.
- Excess insurance for automobile liability with no retention limit.
- Liability insurance for all City-owned vehicles and physical damage insurance for all units. Any vehicle valued below \$50,001 are self-insured by the City.
- Catastrophic loss coverage for the City’s vehicle fleet (provided for all vehicles valued \$50,000 and under for catastrophic loss).
- Commercial insurance for property and inland marine. This coverage also included valuable papers and records and computer equipment.
- Commercial crime and public employee dishonesty insurance

The City accounts for its general liability and property insurance premiums in the self-insurance fund (an internal service fund). At December 31, 2023, the general and property liabilities balance is zero. The amount of the liability, if any, cannot be reasonably estimated at this time. Settled claims have not exceeded commercial coverage in any of the past three fiscal years. There were no reductions of coverage in 2023 when compared to the prior year.

Historically, under the Ohio Workers’ Compensation System for public employer taxing districts, a city could be fully insured against worker compensation claims. The city paid a premium determined by the “base rate” as modified by the “experience factor.” On September 1, 2008, the City elected to provide worker’s compensation coverage through a partially self-insured program. The City is accounting for the worker’s compensation self-insurance through the self-insurance fund (an internal service fund). Compensable Benefits LLC is the City’s third-party administrator. The retention point for excess insurance is \$500,000, which is through Midwest Employers Casualty Corporation. The insurance will cover the City for each incident that goes beyond \$500,000.

On January 1, 2012 the City began providing medical and dental insurance to its employees through a self-insurance plan. The City pays a monthly administrative premium, including a stop-loss fee, for the self-insurance plan. The City contracts with a third-party administrator to direct this program. During 2023, self-insurance was in effect for claims up to \$120,000 per covered individual. Any claims exceeding this threshold are covered by a stop-loss insurance policy.

At December 31, 2023, \$734,207 has been accrued for self-insurance claims. The claims liability reported in the self-insurance fund is based on the requirements of Governmental Accounting Standards Board Statement No. 30, which requires a liability for unpaid claims costs, including estimates of costs relating to incurred but not reported claims, be reported if information prior to the issuance of the financial statements indicates that it is probable that a liability has been incurred at the date of the financial statements and the amount of the loss can be reasonably estimated. This represents estimates to be paid for property and casualty, workers’ compensation, and hospitalization unpaid claims costs, including an estimate of costs relating to incurred but not yet reported claims based on the current information available.

City of Shaker Heights
Cuyahoga County, Ohio
Notes to the Basic Financial Statements
For the Year Ended December 31, 2023

A reconciliation of changes in the balances of claims liabilities during the fiscal years 2023 and 2022 were as follows:

	Property and Casualty		Workers' Compensation		Hospitalization	
	2023	2022	2023	2022	2023	2022
Beginning of the Year Liability	\$ -	\$ -	\$ 90,655	\$ 198,850	\$ 565,567	\$ 452,953
Current Year Claims and Changes in Estimates	(63,402)	(55,573)	(130,755)	(251,467)	(5,007,044)	(4,501,689)
Claim Payments	63,402	55,573	141,159	143,272	5,074,625	4,614,663
End of the Year Liability	<u>\$ -</u>	<u>\$ -</u>	<u>\$ 101,059</u>	<u>\$ 90,655</u>	<u>\$ 633,148</u>	<u>\$ 565,927</u>

NOTE 15 – CONSTRUCTION AND OTHER SIGNIFICANT COMMITMENTS

As of December 31, 2023, the City’s construction commitments were as follows:

	Contractual Commitment	Expended	Remaining Commitment
City Hall Coal Room Stabilization Project	\$ 439,325	\$ 102,717	\$ 336,608
2023 Sewer Lateral Project	311,990	225,623	86,367
2023 Street Resurfacing Project	2,356,200	2,287,691	68,509
Van Aken Public Realm	231,653	213,907	17,746
Green Bryden Culvert	64,000	54,026	9,974
	<u>\$ 3,403,168</u>	<u>\$ 2,883,964</u>	<u>\$ 519,204</u>

Based on timing of when contracts are encumbered, contractual commitments identified above may or may not be included in the following outstanding encumbrance commitments disclosed in this note.

Other significant commitments include the encumbrances outstanding at year-end. The amount of the encumbrances expected to be honored upon performance by the corresponding vendor in the next year were as follows:

Fund	Amount
General Fund	\$ 2,462,210
Capital Projects Fund	4,600,902
Nonmajor Governmental Funds	5,950,598
	<u>\$ 13,013,710</u>

NOTE 16 – CONTINGENT LIABILITIES

Legal Litigation

The City was not party to any legal proceedings during the current year.

City of Shaker Heights
Cuyahoga County, Ohio
Notes to the Basic Financial Statements
For the Year Ended December 31, 2023

Federal and State Grants

The City has received federal and state grants for specific purposes which are subject to review and audit by the grantor agencies. Such audits could lead to requests for reimbursements to grantor agencies for expenditures disallowed under the terms of the grants. However, it is the opinion of management that any such disallowances would be immaterial.

Settlement Monies

Ohio has reached settlement agreements with various distributors of opioids, which are subject to the OneOhio memorandum of understanding. The original settlement was reached in 2021 with annual payments anticipated through 2038. For 2023, distributions of \$40,645 are reflected as fines and forfeitures revenue in the OneOhio Opioid Settlement Special Revenue Fund

NOTE 17 – SOLID WASTE TRANSFER STATION

The City operates a solid waste transfer station at 15600 Chagrin Boulevard. The transfer station is used by residents and businesses to dispose of solid waste which is then transported to a commercial landfill outside the City.

In accordance with Ohio Environmental Protection Agency regulations promulgated in the Ohio Administrative Code, the City annually provides the required financial assurance through the local government financial test for final closure of the transfer station. Since the initiation of said regulations, the City has completed the local government financial test and met the required financial assurances.

As of December 31, 2023, management's estimate of the final closure cost of the transfer station is \$102,678. When using the local government financial test mechanism, the Ohio Environmental Protection Agency does not require a liability to be recognized provided the City meets the requirements of the financial test. Further, the City has no plans to close or move the facility. Therefore, no liability is recognized (actual or contingent) in the accompanying financial statements, for the cost to perform and complete transfer station closure activities.

NOTE 18 – CERTAIN ASSET RETIREMENT OBLIGATIONS

The Bureau of Underground Storage Tank Regulations (BUSTR) regulates petroleum and hazardous substances stored in underground storage tanks. These regulations are included in Ohio Administrative Code (OAC) Section 1301-7-9 and require a City classified as an "owner" or "operator," to remove from the ground any underground storage tank (UST) that is not in use for a year or more. A permit must first be obtained for that year it is not being used. Once the UST is removed, the soil in the UST cavity and excavated material must be tested for contamination.

The City has four USTs actively in use. In accordance with OAC Section 1301-7-9, and applicable accounting standards, the City believes an asset retirement obligation (ARO) to be present, however, while the City is familiar with the requirements, the cost to satisfy these requirements is not reasonably estimable at this time and therefore an ARO is not recognized in the City's financial statements.

City of Shaker Heights
Cuyahoga County, Ohio
Required Supplementary Information
Schedule of the City's Proportionate Share of the Net Pension Liability
Last Ten Years

	<u>2023</u>	<u>2022</u>	<u>2021</u>	<u>2020</u>
<i>Ohio Public Employees' Retirement System (OPERS)</i>				
City's Proportion of the Net Pension Liability	0.087134%	0.087595%	0.088104%	0.090950%
City's Proportionate Share of the Net Pension Liability	\$ 25,739,422	\$ 7,621,119	\$ 13,046,284	\$ 17,976,884
City's Covered Payroll	\$ 13,510,043	\$ 12,712,743	\$ 12,408,950	\$ 12,796,607
City's Proportionate Share of the Net Pension Liability as a Percentage of its Covered Payroll	190.52%	59.95%	105.14%	140.48%
Plan Fiduciary Net Position as a Percentage of the Total Pension Liability	75.74%	92.62%	86.88%	82.17%
<i>Ohio Police and Fire Pension Fund (OP&F)</i>				
City's Proportion of the Net Pension Liability	0.452487%	0.439984%	0.454462%	0.425080%
City's Proportionate Share of the Net Pension Liability	\$ 42,981,879	\$ 27,487,637	\$ 30,981,048	\$ 28,635,680
City's Covered Payroll	\$ 11,768,384	\$ 11,435,313	\$ 10,557,217	\$ 10,104,828
City's Proportionate Share of the Net Pension Liability as a Percentage of its Covered Payroll	365.23%	240.38%	293.46%	283.39%
Plan Fiduciary Net Position as a Percentage of the Total Pension Liability	62.90%	75.03%	70.65%	69.89%

Note: The amounts presented for each fiscal year were determined as of the measurement date, which is the prior fiscal year.

See accompanying notes to the required supplementary information.

	2019	2018	2017	2016	2015	2014
	0.091784%	0.099099%	0.1026318%	0.1015110%	0.1024820%	0.1024820%
\$	25,137,777	\$ 15,546,785	\$ 23,305,942	\$ 17,582,985	\$ 12,360,475	\$ 12,081,293
\$	12,399,114	\$ 13,088,757	\$ 13,267,258	\$ 12,631,533	\$ 12,564,683	\$ 12,185,785
	202.74%	118.78%	175.67%	139.20%	98.37%	99.14%
	74.70%	84.66%	77.25%	81.08%	86.45%	86.36%
	0.449692%	0.458334%	0.4608265%	0.4799290%	0.4993868%	0.4993868%
\$	36,706,749	\$ 28,130,033	\$ 29,208,373	\$ 30,874,169	\$ 25,870,319	\$ 24,321,704
\$	10,201,281	\$ 10,032,051	\$ 9,969,898	\$ 9,785,692	\$ 9,926,202	\$ 9,919,601
	359.82%	280.40%	292.97%	315.50%	260.63%	245.19%
	63.07%	70.91%	68.36%	66.77%	72.20%	73.00%

See accompanying notes to the required supplementary information.

City of Shaker Heights
Cuyahoga County, Ohio
Required Supplementary Information
Schedule of the City's Contributions - Pension
Last Ten Years

	<u>2023</u>	<u>2022</u>	<u>2021</u>	<u>2020</u>
<i>Ohio Public Employees' Retirement System (OPERS)</i>				
Contractually Required Contribution	\$ 1,906,309	\$ 1,891,406	\$ 1,779,784	\$ 1,737,253
Contributions in Relation to the Contractually Required Contribution	<u>(1,906,309)</u>	<u>(1,891,406)</u>	<u>(1,779,784)</u>	<u>(1,737,253)</u>
Contribution Deficiency (Excess)	<u>\$ -</u>	<u>\$ -</u>	<u>\$ -</u>	<u>\$ -</u>
City's Covered Payroll	\$ 13,616,493	\$ 13,510,043	\$ 12,712,743	\$ 12,408,950
Contributions as a Percentage of Covered Payroll	14.00%	14.00%	14.00%	14.00%
<i>Ohio Police and Fire Pension Fund (OP&F)</i>				
Contractually Required Contribution	\$ 2,669,585	\$ 2,486,202	\$ 2,416,566	\$ 2,232,908
Contributions in Relation to the Contractually Required Contribution	<u>(2,669,585)</u>	<u>(2,486,202)</u>	<u>(2,416,566)</u>	<u>(2,232,908)</u>
Contribution Deficiency (Excess)	<u>\$ -</u>	<u>\$ -</u>	<u>\$ -</u>	<u>\$ -</u>
City's Covered Payroll	\$ 12,611,592	\$ 11,768,384	\$ 11,435,313	\$ 10,557,217
Contributions as a Percentage of Covered Payroll	21.17%	21.13%	21.13%	21.15%

See accompanying notes to the required supplementary information.

<u>2019</u>	<u>2018</u>	<u>2017</u>	<u>2016</u>	<u>2015</u>	<u>2014</u>
\$ 1,791,525	\$ 1,735,876	\$ 1,701,538	\$ 1,592,071	\$ 1,515,784	\$ 1,507,762
<u>(1,791,525)</u>	<u>(1,735,876)</u>	<u>(1,701,538)</u>	<u>(1,592,071)</u>	<u>(1,515,784)</u>	<u>(1,507,762)</u>
<u>\$ -</u>	<u>\$ -</u>	<u>\$ -</u>	<u>\$ -</u>	<u>\$ -</u>	<u>\$ -</u>
\$ 12,796,607	\$ 12,399,114	\$ 13,088,757	\$ 13,267,258	\$ 12,631,533	\$ 12,564,683
14.00%	14.00%	13.00%	12.00%	12.00%	12.00%
\$ 2,135,257	\$ 2,153,207	\$ 2,119,149	\$ 2,098,399	\$ 2,058,882	\$ 2,089,901
<u>(2,135,257)</u>	<u>(2,153,207)</u>	<u>(2,119,149)</u>	<u>(2,098,399)</u>	<u>(2,058,882)</u>	<u>(2,089,901)</u>
<u>\$ -</u>	<u>\$ -</u>	<u>\$ -</u>	<u>\$ -</u>	<u>\$ -</u>	<u>\$ -</u>
\$ 10,104,828	\$ 10,201,281	\$ 10,032,051	\$ 9,969,898	\$ 9,785,692	\$ 9,926,202
21.13%	21.11%	21.12%	21.05%	21.04%	21.05%

See accompanying notes to the required supplementary information.

City of Shaker Heights
Cuyahoga County, Ohio
Required Supplementary Information
Schedule of the City's Proportionate Share of the Net OPEB Liability (Asset)
Last Seven Years (1)

	<u>2023</u>	<u>2022</u>	<u>2021</u>	<u>2020</u>
<i>Ohio Public Employees' Retirement System (OPERS)</i>				
City's Proportion of the Net OPEB Liability (Asset)	0.851610%	0.084931%	0.085760%	0.088882%
City's Proportionate Share of the Net OPEB Liability (Asset)	\$ 536,956	\$ (2,660,169)	\$ (1,527,883)	\$ 12,276,913
City's Covered Payroll	\$ 13,510,043	\$ 12,712,743	\$ 12,408,950	\$ 12,796,607
City's Proportionate Share of the Net OPEB Liability (Asset) as a Percentage of its Covered Payroll	3.97%	-20.93%	-12.31%	95.94%
Plan Fiduciary Net Position as a Percentage of the Total OPEB Liability	94.79%	128.23%	115.57%	47.80%
<i>Ohio Police and Fire Pension Fund (OP&F)</i>				
City's Proportion of the Net OPEB Liability	0.452487%	0.439984%	0.454462%	0.425080%
City's Proportionate Share of the Net OPEB Liability	\$ 3,221,577	\$ 4,822,599	\$ 4,815,093	\$ 4,198,828
City's Covered Payroll	\$ 11,768,384	\$ 11,435,313	\$ 10,557,217	\$ 10,104,828
City's Proportionate Share of the Net OPEB Liability as a Percentage of its Covered Payroll	27.37%	42.17%	45.61%	41.55%
Plan Fiduciary Net Position as a Percentage of the Total OPEB Liability	52.59%	46.86%	45.42%	47.08%

(1) Although this schedule is intended to reflect information for ten years, information prior to 2017 is not available.

Note: The amounts presented for each fiscal year were determined as of the measurement date, which is the prior fiscal year.

See accompanying notes to the required supplementary information.

	<u>2019</u>	<u>2018</u>	<u>2017</u>
	0.089549%	0.097906%	0.104400%
\$	11,675,076	\$ 10,631,839	\$ 10,544,755
\$	12,399,114	\$ 13,088,757	\$ 13,267,258
	94.16%	81.23%	79.48%
	46.33%	54.14%	54.04%
	0.449692%	0.458334%	0.460827%
\$	4,095,135	\$ 25,968,579	\$ 21,874,398
\$	10,201,281	\$ 10,032,051	\$ 9,969,898
	40.14%	258.86%	219.40%
	46.57%	14.13%	14.13%

See accompanying notes to the required supplementary information.

City of Shaker Heights
Cuyahoga County, Ohio
Required Supplementary Information
Schedule of the City's Contributions - OPEB
Last Ten Years

	<u>2023</u>	<u>2022</u>	<u>2021</u>	<u>2020</u>
<i>Ohio Public Employees' Retirement System (OPERS)</i>				
Contractually Required Contribution	\$ -	\$ -	\$ -	\$ -
Contributions in Relation to the Contractually Required Contribution	-	-	-	-
Contribution Deficiency (Excess)	<u>\$ -</u>	<u>\$ -</u>	<u>\$ -</u>	<u>\$ -</u>
City's Covered Payroll (1)	\$ 13,616,493	\$ 13,510,043	\$ 12,712,743	\$ 12,408,950
Contributions as a Percentage of Covered Payroll	0.00%	0.00%	0.00%	0.00%
<i>Ohio Police and Fire Pension Fund (OP&F)</i>				
Contractually Required Contribution	\$ 63,058	\$ 58,842	\$ 57,177	\$ 52,786
Contributions in Relation to the Contractually Required Contribution	(63,058)	(58,842)	(57,177)	(52,786)
Contribution Deficiency (Excess)	<u>\$ -</u>	<u>\$ -</u>	<u>\$ -</u>	<u>\$ -</u>
City's Covered Payroll	\$ 12,611,592	\$ 11,768,384	\$ 11,435,313	\$ 10,557,217
Contributions as a Percentage of Covered Payroll	0.50%	0.50%	0.50%	0.50%

(n/a) Beginning in 2016, OPERS used one trust fund as the funding vehicle for all health care plans; therefore, information prior to 2016 is not presented.

(1) The OPEB plan includes the members from the traditional plan, the combined plan and the member directed plan.

See accompanying notes to the required supplementary information.

<u>2019</u>	<u>2018</u>	<u>2017</u>	<u>2016</u>	<u>2015</u>	<u>2014</u>
\$ -	\$ -	\$ 130,888	\$ 265,345	n/a	n/a
<u>-</u>	<u>-</u>	<u>(130,888)</u>	<u>(265,345)</u>	n/a	n/a
<u>\$ -</u>	<u>\$ -</u>	<u>\$ -</u>	<u>\$ -</u>	n/a	n/a
\$ 12,796,607	\$ 12,399,114	\$ 13,088,757	\$ 13,267,258	n/a	n/a
0.00%	0.00%	1.00%	2.00%	n/a	n/a
\$ 50,524	\$ 51,006	\$ 50,160	\$ 49,850	\$ 48,930	\$ 50,161
<u>(50,524)</u>	<u>(51,006)</u>	<u>(50,160)</u>	<u>(49,850)</u>	<u>(48,930)</u>	<u>(50,161)</u>
<u>\$ -</u>	<u>\$ -</u>	<u>\$ -</u>	<u>\$ -</u>	<u>\$ -</u>	<u>\$ -</u>
\$ 10,104,828	\$ 10,201,281	\$ 10,032,051	\$ 9,969,898	\$ 9,785,692	\$ 9,926,202
0.50%	0.50%	0.50%	0.50%	0.50%	0.50%

See accompanying notes to the required supplementary information.

City of Shaker Heights
Cuyahoga County, Ohio
Notes to the Required Supplementary Information
For the Year Ended December 31, 2023

NOTE 1 - NET PENSION LIABILITY

Changes in Assumptions – OPERS

Amounts reported beginning in 2022 incorporate changes in assumptions used by OPERS in calculating the total pension liability in the latest actuarial valuation. These new assumptions compared with those used in prior years are presented below:

	<u>2022</u>	<u>2019</u>	<u>2018 and 2017</u>	<u>2016 and prior</u>
Wage Inflation	2.75%	3.25%	2.75%	2.75%
Future Salary Increases, including wage inflation	2.75% to 10.75%	3.25% to 10.75%	3.25% to 10.75%	4.25% to 10.05%
COLA or Ad Hoc COLA:				
Pre-January 7, 2013 Retirees	3.00%, simple	3.00%, simple	3.00%, simple	3.00%, simple
Post-January 7, 2013 Retirees	see below	see below	see below	see below
Investment Rate of Return	6.90%	7.20%	7.50%	8.00%
Actuarial Cost Method	Individual	Individual	Individual	Individual
	Entry Age	Entry Age	Entry Age	Entry Age

The assumptions related to COLA or Ad Hoc COLA for Post-January 7, 2013, retirees are as follows:

2022	3.00%, simple through 2022, then 2.05%, simple
2021	0.50%, simple through 2021, then 2.15%, simple
2020	1.40%, simple through 2020, then 2.15%, simple
2017 - 2019	3.00%, simple through 2018, then 2.15%, simple
2016 and prior	3.00%, simple through 2018, then 2.80%, simple 5.50% to 5.00%

Changes in Benefit Terms – OPERS

There were no significant changes in benefit terms.

Changes in Assumptions – OP&F

For 2022, the single discount rate changed from 8.00 percent to 7.50 percent.

For 2018, the single discount rate changed from 8.25 percent to 8.00 percent.

Changes in Benefit Terms – OP&F

There were no significant changes in benefit terms.

City of Shaker Heights
Cuyahoga County, Ohio
Notes to the Required Supplementary Information
For the Year Ended December 31, 2023

NOTE 2 - NET OPEB LIABILITY (ASSET)

Changes in Assumptions - OPERS

Amounts reported incorporate changes in key methods and assumptions used in calculating the total OPEB liability as presented as follows:

<u>Assumption</u>	<u>2023</u>	<u>2022</u>	<u>2021</u>	<u>2020</u>	<u>2019</u>	<u>2018</u>
Wage Inflation	2.75%	2.75%	3.25%	3.25%	3.25%	3.25%
Discount Rate	5.22%	6.00%	6.00%	3.16%	3.96%	3.85%
Municipal Bond Rate	4.05%	1.84%	2.00%	2.75%	3.71%	3.31%
Health Care Cost Trend Rate	5.50%	5.50%	8.50%	10.50%	10.00%	7.50%

For calendar year 2019, the investment rate of return decreased from 6.50 percent to 6.00 percent.

Changes in Benefit Terms – OPERS

On January 15, 2020, the Board approved several changes to the health care plan offered to Medicare and non-Medicare retirees in efforts to decrease costs and increase the solvency of the health care plan. These changes are effective January 1, 2022, and include changes to base allowances and eligibility for Medicare retirees, as well as replacing OPERS-sponsored medical plans for non-Medicare retirees with monthly allowances, similar to the program for Medicare retirees. These changes are reflected in 2021.

Changes in Assumptions – OP&F

Amounts reported incorporate changes in key methods and assumptions used in calculating the total OPEB liability as presented as follows:

<u>Assumption</u>	<u>2023</u>	<u>2022</u>	<u>2021</u>	<u>2020</u>	<u>2019</u>	<u>2018</u>
Blended Discount Rate	4.27%	2.84%	2.96%	3.56%	4.66%	3.24%
Municipal Bond Rate	3.65%	2.05%	2.12%	2.75%	4.13%	3.16%

Changes in Benefit Terms – OP&F

Beginning January 1, 2019 OP&F changed its retiree health care model to a stipend-based health care model. A stipend funded by OP&F will be placed in individual Health Reimbursement Accounts that retirees will use to be reimbursed for health care expenses.

**COMBINING STATEMENTS FOR
NONMAJOR GOVERNMENTAL FUNDS
AND
INDIVIDUAL FUND SCHEDULES FOR
GOVERNMENTAL FUNDS**

City of Shaker Heights
Cuyahoga County, Ohio
Combining Statements – Nonmajor Funds

Nonmajor Special Revenue Funds

The Special Revenue Funds are used to account for the proceeds of specific sources that are legally restricted or committed to expenditure for specified purposes other than debt service or capital projects. The title of each special revenue fund is descriptive of the activities accounted for therein. The special revenue funds are:

Street Maintenance and Repair Fund

This fund is legally required by the Ohio Revised Code to account for revenue from the state gasoline tax and motor vehicle registration fees. The Revised Code requires that 92.5% of these revenues be used for the maintenance and repair of streets within the City. It funds the Police Department Traffic Signal Maintenance and Public Works Department Street Repair.

State Highway Fund

This fund is legally required by the Ohio Revised Code to account for revenue from the state gasoline tax and motor vehicle registration fees. The Revised Code requires that 7.5% of these revenues be used exclusively for the maintenance and repair of state highways within the City. State highways in Shaker Heights are Shaker and Northfield.

Sewer Maintenance Fund

The City levies a fixed fee and variable (per MCF) fee on all users of the City sewer system. This surcharge pays for sewer system maintenance, replacement and repair. Funds can be spent on storm and sanitary sewers and on lakes management. The surcharge is levied in addition to the treatment and disposal rate set by the Northeast Ohio Regional Sewer District.

Police Pension Fund

This fund accounts for the payment of current and accrued police and fire pension liability to the Police and Firemen's Disability and Pension Fund of Ohio. The Ohio Revised Code requires that the City levy .3 mills of property tax annually for the partial payment of this liability. The remaining liability is financed by a transfer from the City's General Fund.

Fire Pension Fund

This fund accounts for the payment of current and accrued police and fire pension liability to the Police and Firemen's Disability and Pension Fund of Ohio. The Ohio Revised Code requires that the City levy .3 mills of property tax annually for the partial payment of this liability. The remaining liability is financed by a transfer from the City's General Fund.

Indigent Driver/Alcohol Treatment Fund

This fund accounts for revenues from reinstatement fees collected by the State Bureau of Motor Vehicles and from court costs assessed under the authority of Ohio Revised Code Section 4511.191(L) by the Municipal Court on the filing of each traffic and DUI case for the purpose of funding alcohol and other drug treatment costs for indigent drivers.

Court Computer Legal Research Fund

This fund accounts for revenues from court costs assessed under the authority of Ohio Revised Code Section 1901.26(A) by the Municipal Court on the filing of each traffic, criminal and civil case for the purpose of funding the computerization of the court and to make available computerized legal research services.

City of Shaker Heights
Cuyahoga County, Ohio
Combining Statements – Nonmajor Funds

Non-Major Special Revenue Funds (Continued)

Clerk’s Computerization Fund

This fund accounts for revenues from court costs assessed under the authority of Ohio Revised Code Section 1901.26(B) by the Municipal Court on the filing of each traffic, criminal and civil case for the purpose of funding the procurement and maintenance of computer systems.

Housing Grant Fund

This fund holds funds from federal Neighborhood Stabilization Program (NSP) grants and is being used to make grants to the Transit Village project and other housing projects.

Fair Housing Grant Fund

Monies received from the Department of Housing and Urban Development are deposited into this fund, to be used to monitor and promote fair housing practices within the City.

Law Enforcement Grant Fund

These grant funds from Cuyahoga County pay for a program to divert juvenile first time misdemeanors and status offenders from official court action.

Court Alternate Dispute Resolution Fund

This fund accounts for revenues from court costs assessed under the authority of Ohio Revised Code Section 1901.26 by the Municipal Court on the filing of each DUI, civil, and small claims case for the purpose of funding alternate dispute resolution program and materials.

Court Special Projects Fund

This fund accounts for revenues from court costs assessed under the authority of Ohio Revised Code Section 1901.26 by the Municipal Court on the filing of each traffic, criminal, civil, and small claims case for the purpose of funding court special projects.

Ohio Court Security Project Fund

This fund accounts for revenues from court costs assessed on the filing of each traffic and criminal case for the purpose of funding Court security equipment and training.

Housing and Nuisance Abatement Fund

This fund included special assessments for abatement by the City of private residential property nuisances and demolitions.

Indigent Driver Interlock Device Fund

This fund accounts for revenues from reinstatement fees collected by the State Bureau of Motor Vehicles and from court costs assessed on each DUI case for the purpose of funding interlock and SCRAM devices (Secure Continuous Remote Alcohol Monitoring) for indigent drivers.

Street Lighting Assessment Fund

The City levies special assessments against property with frontage on public streets for the legally restricted purpose of paying the cost of street lighting with the City.

City of Shaker Heights
Cuyahoga County, Ohio
Combining Statements – Nonmajor Funds

Non-Major Special Revenue Funds (Continued)

Tree Maintenance Assessment Fund

The City levies special assessments against property with frontage on public streets for the legally restricted purpose of paying the cost of trees and tree maintenance on the City's public right-of-way.

Local Fiscal Recovery Fund

This fund was established to account for the funds distributed as part of the American Rescue Plan Act.

CRA Fee Fund

The City has two active Community Reinvestment Area (CRA) agreements with property owners, and each agreement contains a clause requiring the owner to pay an annual fee to the City, which fee must be deposited into a special fund of the City created for such purpose.

OneOhio OPIOID Settlement Fund

This fund was established to account for the funds distributed as part of the OneOhio Memorandum of Understanding (MOU) derived from a settlement agreement with the three largest distributors of opioids. Ohio is distributing from a negotiated settlement fairly to communities hit hardest by the opioid crisis. Expenditures must meet the approved purposes definition of the OneOhio MOU.

Municipal Improvement TIF Fund

To account for moneys received from Cuyahoga County from payments in lieu of taxes (PILOTs) for the Wendy's property. These funds will be distributed to the Shaker Heights School District in accordance with a school compensation agreement.

Law Enforcement Trust Fund

These separate funds account for the proceeds of property deemed contraband by the courts and ordered forfeited to the City. The Ohio Revised Code permits these funds to be expended only for the cost of protracted or complex investigations or prosecutions, to provide reasonable technical training or expertise or other such law enforcement purposes. The funds may not be used to meet operating costs of the City that are not related to law enforcement. Proceeds are received as a result of either local or federal prosecutions.

Obstruction Permit Deposit Fund

This fund includes refundable deposits required of individuals to insure that obstructions or openings in public property created during construction are returned to pre-construction condition.

Excavation Permit Deposit Fund

This fund accounts for the receipt of refundable deposits required of individuals who wish to excavate and/or haul material over public property. The deposit is to guarantee that the public property will be cleaned and restored to its original condition and that the excavation, if any, will be properly guarded in accordance with applicable provisions of the City Code.

City of Shaker Heights
Cuyahoga County, Ohio
Combining Statements – Nonmajor Funds

Non-Major Special Revenue Funds (Continued)

Shaker Cuyahoga Credit Enhancement Fund

To account for the purposes of the agreement with Cuyahoga County for the City County SBA loan program. Funding from the City and County to fund forgivable loans is deposited into the fund. Loan payments are made from the fund for credit enhanced SBA loans to local businesses that meet the qualifications of the City County loan program.

Shaker Plaza and Van Aken Urban Redevelopment Tax Increment Equivalent Fund

To account for moneys received from Cuyahoga County from payments in lieu of taxes for the Shaker Plaza and Van Aken property. These funds will be distributed to the Shaker Heights School District in accordance with a tax increment financing agreement with the Shaker Heights School District and the balance of these moneys will be distributed to the owner/developer of the Shaker Plaza and developer of the Van Aken District project pursuant to a Development and Use Agreement between the City and Van Aken Shopping Center, LLC.

Point of Sale Escrow Fund

To account for the escrow funds held by the City for residential housing violations found during the Point of Sale Inspection process. These funds are distributed to the depositor once all violations have been corrected, less an administrative fee to the City.

Central Services Operation Fund

To provide a central cost center to account for the purchasing of road materials, sidewalk materials, fuel, and other miscellaneous supplies to be charged back to the individual City departments as the supplies are drawn. This cost center also includes expenses for private property tree removal, sidewalk repairs and maintenance, utility pavement opening repairs, public property damages, RTA Green and Blue Lines snow plowing and maintenance, inactive employee benefits, and postage. Due to the implementation of GASB Statement No. 54, this fund was combined with the general fund on the governmental fund financial statements but remained a separate fund in the budgetary schedules because it has a legally adopted budget.

Non-Major Debt Service Funds

Debt Service Administration Fund

This includes resources for, and the payment of, all principal and interest, and related costs on General Obligation debt of the City, capital leases and debt of a conduit entity to be paid by the City, except for Urban Renewal Debt.

Urban Renewal Debt Service Fund

This includes resources for, and the payment of, Urban Renewal Debt issued pursuant to Ohio Revised Code Section 725 to finance improvements secured by tax increment financing (TIF) payments including the Sussex Area Revitalization Project (Sussex Courts condos) and the Shaker Towne Centre Community 29 Development District Revitalization Project (Shaker Towne Center, Firehouse No. 1 and Avalon Station).

City of Shaker Heights
Cuyahoga County, Ohio
Combining Balance Sheet
Nonmajor Governmental Funds
December 31, 2023

	Nonmajor Special Revenue Funds	Nonmajor Debt Service Funds	Total Nonmajor Governmental Funds
Assets			
Equity in Pooled Cash and Investments	\$ 14,815,139	\$ 2,345,875	\$ 17,161,014
Accounts Receivable	589,268	-	589,268
Intergovernmental Receivable	729,787	-	729,787
Taxes Receivable	483,446	-	483,446
Revenue in Lieu of Taxes Receivable	1,944,236	1,751,082	3,695,318
Special Assessments Receivable	2,211,097	-	2,211,097
Loans Receivable	46,924	-	46,924
<i>Total Assets</i>	<u>\$ 20,819,897</u>	<u>\$ 4,096,957</u>	<u>\$ 24,916,854</u>
Liabilities			
Accounts Payable	\$ 390,654	\$ -	\$ 390,654
Accrued Wages and Benefits	504,657	-	504,657
Contracts Payable	23,410	-	23,410
Retainage Payable	7,927	-	7,927
Unearned Revenue	2,842,409	-	2,842,409
<i>Total Liabilities</i>	<u>3,769,057</u>	<u>-</u>	<u>3,769,057</u>
Deferred Inflows of Resources			
Property Taxes Levied for the Next Year	446,316	-	446,316
Revenue in Lieu of Taxes	1,944,236	1,751,082	3,695,318
Unavailable Revenue	2,973,080	-	2,973,080
<i>Total Deferred Inflows of Resources</i>	<u>5,363,632</u>	<u>1,751,082</u>	<u>7,114,714</u>
Fund Balances			
Restricted	10,830,196	-	10,830,196
Committed	857,012	2,345,875	3,202,887
<i>Total Fund Balance</i>	<u>11,687,208</u>	<u>2,345,875</u>	<u>14,033,083</u>
<i>Total Liabilities, Deferred Inflows of Resources and Fund Balances</i>	<u>\$ 20,819,897</u>	<u>\$ 4,096,957</u>	<u>\$ 24,916,854</u>

City of Shaker Heights
Cuyahoga County, Ohio
Combining Statement of Revenues, Expenditures and Changes in Fund Balances
Nonmajor Governmental Funds
For the Year Ended December 31, 2023

	Nonmajor Special Revenue Funds	Nonmajor Debt Service Funds	Total Nonmajor Governmental Funds
Revenues			
Property Taxes	\$ 467,480	\$ -	\$ 467,480
Special Assessments	1,531,119	-	1,531,119
Charges for Services	2,034,699	-	2,034,699
Fines and Forfeitures	277,341	-	277,341
Intergovernmental	1,662,324	-	1,662,324
Investment Earnings	58,098	-	58,098
Revenue in Lieu of Taxes	1,921,921	1,211,017	3,132,938
Residential Point of Sale Escrow	4,450,492	-	4,450,492
Other Revenues	13,383	-	13,383
<i>Total Revenues</i>	<u>12,416,857</u>	<u>1,211,017</u>	<u>13,627,874</u>
Expenditures			
Current:			
General Government			
Legislative and Executive	16,739	25,335	42,074
Judicial Systems	96,145	-	96,145
Security of Persons and Property			
Police	1,341,003	-	1,341,003
Fire	1,470,225	-	1,470,225
Other	716,011	-	716,011
Public Health	9,005	-	9,005
Housing and Community Development	5,791,583	-	5,791,583
Sanitation and Sewer Services	1,967,142	-	1,967,142
Transportation	137,993	-	137,993
Street Maintenance and Repair	1,966,377	-	1,966,377
Debt Service			
Principal Retirement	47,783	1,878,694	1,926,477
Interest and Fiscal Charges	11,403	741,778	753,181
<i>Total Expenditures</i>	<u>13,571,409</u>	<u>2,645,807</u>	<u>16,217,216</u>
<i>Excess of Revenues Over (Under) Expenditures</i>	<u>(1,154,552)</u>	<u>(1,434,790)</u>	<u>(2,589,342)</u>
Other Financing Sources (Uses)			
Proceeds from Sale of Capital Assets	1,908	-	1,908
Inception of Lease Purchase	345,156	-	345,156
Transfers In	2,300,000	1,577,038	3,877,038
Transfers Out	(752,038)	-	(752,038)
<i>Total Other Financing Sources (Uses)</i>	<u>1,895,026</u>	<u>1,577,038</u>	<u>3,472,064</u>
<i>Net Change in Fund Balances</i>	740,474	142,248	882,722
<i>Fund Balances Beginning of Year</i>	<u>10,946,734</u>	<u>2,203,627</u>	<u>13,150,361</u>
<i>Fund Balances End of Year</i>	<u>\$ 11,687,208</u>	<u>\$ 2,345,875</u>	<u>\$ 14,033,083</u>

City of Shaker Heights
Cuyahoga County, Ohio
Combining Balance Sheet
Nonmajor Special Revenue Funds
December 31, 2023

	Street Maintenance and Repair Fund	State Highway Fund	Sewer Maintenance Fund	Police Pension Fund	Fire Pension Fund
Assets					
Equity in Pooled Cash and Investments	\$ 159,284	\$ 218,699	\$ 525,955	\$ 804,436	\$ 653,614
Accounts Receivable	-	-	583,082	-	-
Intergovernmental Receivable	640,558	43,554	-	15,824	15,824
Taxes Receivable	-	-	-	241,723	241,723
Revenue in Lieu of Taxes Receivable	-	-	-	-	-
Special Assessments Receivable	-	-	-	-	-
Loans Receivable	-	-	-	-	-
<i>Total Assets</i>	<u>\$ 799,842</u>	<u>\$ 262,253</u>	<u>\$ 1,109,037</u>	<u>\$ 1,061,983</u>	<u>\$ 911,161</u>
Liabilities					
Accounts Payable	\$ 7,720	\$ 17,548	\$ 103,283	\$ -	\$ -
Accrued Wages and Benefits	28,298	-	12,251	205,249	238,361
Contracts Payable	-	-	23,410	-	-
Retainage Payable	-	-	-	-	-
Unearned Revenue	-	-	-	-	-
<i>Total Liabilities</i>	<u>36,018</u>	<u>17,548</u>	<u>138,944</u>	<u>205,249</u>	<u>238,361</u>
Deferred Inflows of Resources					
Property Taxes Levied for the Next Year	-	-	-	223,158	223,158
Revenue in Lieu of Taxes	-	-	-	-	-
Unavailable Revenue	410,778	28,886	248,887	34,389	34,389
<i>Total Deferred Inflows of Resources</i>	<u>410,778</u>	<u>28,886</u>	<u>248,887</u>	<u>257,547</u>	<u>257,547</u>
Fund Balances					
Restricted	353,046	215,819	-	599,187	415,253
Committed	-	-	721,206	-	-
<i>Total Fund Balances (Deficit)</i>	<u>353,046</u>	<u>215,819</u>	<u>721,206</u>	<u>599,187</u>	<u>415,253</u>
<i>Total Liabilities, Deferred Inflows of Resources and Fund Balances</i>	<u>\$ 799,842</u>	<u>\$ 262,253</u>	<u>\$ 1,109,037</u>	<u>\$ 1,061,983</u>	<u>\$ 911,161</u>

(continued)

City of Shaker Heights
Cuyahoga County, Ohio
Combining Balance Sheet
Nonmajor Special Revenue Funds
December 31, 2023

	Indigent Driver/Alcohol Treatment Fund	Court Computer Legal Research Fund	Clerk's Computerization Fund	Housing Grant Fund	Fair Housing Grant Fund
Assets					
Equity in Pooled Cash and Investments	\$ 129,512	\$ 166,753	\$ 654,611	\$ 66,560	\$ 86,371
Accounts Receivable	-	-	-	-	-
Intergovernmental Receivable	-	1,737	2,742	-	-
Taxes Receivable	-	-	-	-	-
Revenue in Lieu of Taxes Receivable	-	-	-	-	-
Special Assessments Receivable	-	-	-	-	-
Loans Receivable	-	-	-	-	-
<i>Total Assets</i>	<u>\$ 129,512</u>	<u>\$ 168,490</u>	<u>\$ 657,353</u>	<u>\$ 66,560</u>	<u>\$ 86,371</u>
Liabilities					
Accounts Payable	\$ 1,341	\$ -	\$ 3,301	\$ -	\$ -
Accrued Wages and Benefits	-	-	-	-	-
Contracts Payable	-	-	-	-	-
Retainage Payable	-	-	-	-	-
Unearned Revenue	-	-	-	-	-
<i>Total Liabilities</i>	<u>1,341</u>	<u>-</u>	<u>3,301</u>	<u>-</u>	<u>-</u>
Deferred Inflows of Resources					
Property Taxes Levied for the Next Year	-	-	-	-	-
Revenue in Lieu of Taxes	-	-	-	-	-
Unavailable Revenue	-	-	-	-	-
<i>Total Deferred Inflows of Resources</i>	<u>-</u>	<u>-</u>	<u>-</u>	<u>-</u>	<u>-</u>
Fund Balances					
Restricted	128,171	168,490	654,052	66,560	86,371
Committed	-	-	-	-	-
<i>Total Fund Balances (Deficit)</i>	<u>128,171</u>	<u>168,490</u>	<u>654,052</u>	<u>66,560</u>	<u>86,371</u>
<i>Total Liabilities, Deferred Inflows of Resources and Fund Balances</i>	<u>\$ 129,512</u>	<u>\$ 168,490</u>	<u>\$ 657,353</u>	<u>\$ 66,560</u>	<u>\$ 86,371</u>

(continued)

City of Shaker Heights
Cuyahoga County, Ohio
Combining Balance Sheet
Nonmajor Special Revenue Funds
December 31, 2023

	Law Enforcement Grant Fund	Court Alternate Dispute Resolution Fund	Court Special Projects Fund	Ohio Court Security Project Fund	Housing and Nuisance Abatement Fund
Assets					
Equity in Pooled Cash and Investments	\$ 27,443	\$ 143,358	\$ 123,175	\$ 52,309	\$ 135,806
Accounts Receivable	-	-	-	-	2,849
Intergovernmental Receivable	-	2,902	5,020	-	-
Taxes Receivable	-	-	-	-	-
Revenue in Lieu of Taxes Receivable	-	-	-	-	-
Special Assessments Receivable	-	-	-	-	360,716
Loans Receivable	-	-	-	-	-
<i>Total Assets</i>	<u>\$ 27,443</u>	<u>\$ 146,260</u>	<u>\$ 128,195</u>	<u>\$ 52,309</u>	<u>\$ 499,371</u>
Liabilities					
Accounts Payable	\$ -	\$ -	\$ -	\$ -	\$ -
Accrued Wages and Benefits	-	-	-	-	-
Contracts Payable	-	-	-	-	-
Retainage Payable	-	-	-	-	-
Unearned Revenue	-	-	-	-	-
<i>Total Liabilities</i>	<u>-</u>	<u>-</u>	<u>-</u>	<u>-</u>	<u>-</u>
Deferred Inflows of Resources					
Property Taxes Levied for the Next Year	-	-	-	-	-
Revenue in Lieu of Taxes	-	-	-	-	-
Unavailable Revenue	-	-	-	-	363,565
<i>Total Deferred Inflows of Resources</i>	<u>-</u>	<u>-</u>	<u>-</u>	<u>-</u>	<u>363,565</u>
Fund Balances					
Restricted	27,443	146,260	128,195	52,309	-
Committed	-	-	-	-	135,806
<i>Total Fund Balances (Deficit)</i>	<u>27,443</u>	<u>146,260</u>	<u>128,195</u>	<u>52,309</u>	<u>135,806</u>
<i>Total Liabilities, Deferred Inflows of Resources and Fund Balances</i>	<u>\$ 27,443</u>	<u>\$ 146,260</u>	<u>\$ 128,195</u>	<u>\$ 52,309</u>	<u>\$ 499,371</u>

(continued)

City of Shaker Heights
Cuyahoga County, Ohio
Combining Balance Sheet
Nonmajor Special Revenue Funds
December 31, 2023

	Indigent Driver Interlock Device Fund	Street Lighting Assessment Fund	Tree Maintenance Assessment Fund	Local Fiscal Recovery Fund	CRA Fee Fund
Assets					
Equity in Pooled Cash and Investments	\$ 47,184	\$ 382,517	\$ 339,389	\$ 2,842,409	\$ 5,080
Accounts Receivable	-	-	-	-	-
Intergovernmental Receivable	1,626	-	-	-	-
Taxes Receivable	-	-	-	-	-
Revenue in Lieu of Taxes Receivable	-	-	-	-	-
Special Assessments Receivable	-	671,664	1,178,717	-	-
Loans Receivable	-	-	-	-	-
<i>Total Assets</i>	<u>\$ 48,810</u>	<u>\$ 1,054,181</u>	<u>\$ 1,518,106</u>	<u>\$ 2,842,409</u>	<u>\$ 5,080</u>
Liabilities					
Accounts Payable	\$ -	\$ 118,087	\$ 56,447	\$ -	\$ -
Accrued Wages and Benefits	-	-	20,498	-	-
Contracts Payable	-	-	-	-	-
Retainage Payable	-	-	7,927	-	-
Unearned Revenue	-	-	-	2,842,409	-
<i>Total Liabilities</i>	<u>-</u>	<u>118,087</u>	<u>84,872</u>	<u>2,842,409</u>	<u>-</u>
Deferred Inflows of Resources					
Property Taxes Levied for the Next Year	-	-	-	-	-
Revenue in Lieu of Taxes	-	-	-	-	-
Unavailable Revenue	-	671,664	1,178,717	-	-
<i>Total Deferred Inflows of Resources</i>	<u>-</u>	<u>671,664</u>	<u>1,178,717</u>	<u>-</u>	<u>-</u>
Fund Balances					
Restricted	48,810	264,430	254,517	-	5,080
Committed	-	-	-	-	-
<i>Total Fund Balances (Deficit)</i>	<u>48,810</u>	<u>264,430</u>	<u>254,517</u>	<u>-</u>	<u>5,080</u>
<i>Total Liabilities, Deferred Inflows of Resources and Fund Balances</i>	<u>\$ 48,810</u>	<u>\$ 1,054,181</u>	<u>\$ 1,518,106</u>	<u>\$ 2,842,409</u>	<u>\$ 5,080</u>

(continued)

City of Shaker Heights
Cuyahoga County, Ohio
Combining Balance Sheet
Nonmajor Special Revenue Funds
December 31, 2023

	OneOhio OPIOID Settlement Fund	Municipal Improvement TIF Fund	Law Enforcement Trust Fund	Obstruction Permit Deposit Fund	Excavation Permit Deposit Fund
Assets					
Equity in Pooled Cash and Investments	\$ 40,899	\$ 74,369	\$ 1,120,067	\$ 89,670	\$ 18,685
Accounts Receivable	3,337	-	-	-	-
Intergovernmental Receivable	-	-	-	-	-
Taxes Receivable	-	-	-	-	-
Revenue in Lieu of Taxes Receivable	-	41,212	-	-	-
Special Assessments Receivable	-	-	-	-	-
Loans Receivable	-	-	-	-	-
<i>Total Assets</i>	<u>\$ 44,236</u>	<u>\$ 115,581</u>	<u>\$ 1,120,067</u>	<u>\$ 89,670</u>	<u>\$ 18,685</u>
Liabilities					
Accounts Payable	\$ -	\$ -	\$ -	\$ -	\$ -
Accrued Wages and Benefits	-	-	-	-	-
Contracts Payable	-	-	-	-	-
Retainage Payable	-	-	-	-	-
Unearned Revenue	-	-	-	-	-
<i>Total Liabilities</i>	<u>-</u>	<u>-</u>	<u>-</u>	<u>-</u>	<u>-</u>
Deferred Inflows of Resources					
Property Taxes Levied for the Next Year	-	-	-	-	-
Revenue in Lieu of Taxes	-	41,212	-	-	-
Unavailable Revenue	1,805	-	-	-	-
<i>Total Deferred Inflows of Resources</i>	<u>1,805</u>	<u>41,212</u>	<u>-</u>	<u>-</u>	<u>-</u>
Fund Balances					
Restricted	42,431	74,369	1,120,067	89,670	18,685
Committed	-	-	-	-	-
<i>Total Fund Balances (Deficit)</i>	<u>42,431</u>	<u>74,369</u>	<u>1,120,067</u>	<u>89,670</u>	<u>18,685</u>
<i>Total Liabilities, Deferred Inflows of Resources and Fund Balances</i>	<u>\$ 44,236</u>	<u>\$ 115,581</u>	<u>\$ 1,120,067</u>	<u>\$ 89,670</u>	<u>\$ 18,685</u>

(continued)

City of Shaker Heights
Cuyahoga County, Ohio
Combining Balance Sheet
Nonmajor Special Revenue Funds
December 31, 2023

	Shaker- Cuyahoga Credit Enhancement Fund	Shaker Plaza and Van Aken Urban RTIEF Fund	Point of Sale Escrow Fund	Total Nonmajor Special Revenue Funds
Assets				
Equity in Pooled Cash and Investments	\$ 237,654	\$ -	\$ 5,669,330	\$ 14,815,139
Accounts Receivable	-	-	-	589,268
Intergovernmental Receivable	-	-	-	729,787
Taxes Receivable	-	-	-	483,446
Revenue in Lieu of Taxes Receivable	-	1,903,024	-	1,944,236
Special Assessments Receivable	-	-	-	2,211,097
Loans Receivable	46,924	-	-	46,924
<i>Total Assets</i>	<u>\$ 284,578</u>	<u>\$ 1,903,024</u>	<u>\$ 5,669,330</u>	<u>\$ 20,819,897</u>
Liabilities				
Accounts Payable	\$ -	\$ -	\$ 82,927	\$ 390,654
Accrued Wages and Benefits	-	-	-	504,657
Contracts Payable	-	-	-	23,410
Retainage Payable	-	-	-	7,927
Unearned Revenue	-	-	-	2,842,409
<i>Total Liabilities</i>	<u>-</u>	<u>-</u>	<u>82,927</u>	<u>3,769,057</u>
Deferred Inflows of Resources				
Property Taxes Levied for the Next Year	-	-	-	446,316
Revenue in Lieu of Taxes	-	1,903,024	-	1,944,236
Unavailable Revenue	-	-	-	2,973,080
<i>Total Deferred Inflows of Resources</i>	<u>-</u>	<u>1,903,024</u>	<u>-</u>	<u>5,363,632</u>
Fund Balances				
Restricted	284,578	-	5,586,403	10,830,196
Committed	-	-	-	857,012
<i>Total Fund Balances (Deficit)</i>	<u>284,578</u>	<u>-</u>	<u>5,586,403</u>	<u>11,687,208</u>
<i>Total Liabilities, Deferred Inflows of Resources and Fund Balances</i>	<u>\$ 284,578</u>	<u>\$ 1,903,024</u>	<u>\$ 5,669,330</u>	<u>\$ 20,819,897</u>

City of Shaker Heights
Cuyahoga County, Ohio
Combining Statement of Revenues, Expenditures and Changes in Fund Balances
Nonmajor Special Revenue Funds
For the Year Ended December 31, 2023

	Street Maintenance and Repair Fund	State Highway Fund	Sewer Maintenance Fund	Police Pension Fund	Fire Pension Fund
Revenues					
Property Taxes	\$ -	\$ -	\$ -	\$ 233,740	\$ 233,740
Special Assessments	-	-	-	-	-
Charges for Services	-	-	2,024,672	-	-
Fines and Forfeitures	-	-	-	-	-
Intergovernmental	1,403,118	100,395	6,000	31,674	31,674
Investment Earnings	13,427	7,655	4,110	-	-
Revenue in Lieu of Taxes	-	-	-	-	-
Residential Point of Sale Escrow	-	-	-	-	-
Other Revenues	-	-	-	-	-
<i>Total Revenues</i>	<u>1,416,545</u>	<u>108,050</u>	<u>2,034,782</u>	<u>265,414</u>	<u>265,414</u>
Expenditures					
Current:					
General Government					
Legislative and Executive	-	-	-	-	-
Judicial Systems	-	-	-	-	-
Security of Persons and Property					
Police	-	-	-	1,280,209	-
Fire	-	-	-	-	1,470,225
Other	-	-	-	-	-
Public Health	-	-	-	-	-
Housing and Community Development	-	-	-	-	-
Sanitation and Sewer Services	-	-	1,967,142	-	-
Transportation	137,993	-	-	-	-
Street Maintenance and Repair	1,830,712	135,665	-	-	-
Debt Service					
Principal Retirement	-	-	47,783	-	-
Interest and Fiscal Charges	-	-	11,403	-	-
<i>Total Expenditures</i>	<u>1,968,705</u>	<u>135,665</u>	<u>2,026,328</u>	<u>1,280,209</u>	<u>1,470,225</u>
<i>Excess of Revenues Over (Under) Expenditures</i>	<u>(552,160)</u>	<u>(27,615)</u>	<u>8,454</u>	<u>(1,014,795)</u>	<u>(1,204,811)</u>
Other Financing Sources (Uses)					
Proceeds from Sale of Capital Assets	-	-	-	-	-
Inception of Lease Purchase	-	-	345,156	-	-
Transfers In	-	-	-	1,100,000	1,200,000
Transfers Out	-	-	(677,038)	-	-
<i>Total Other Financing Sources (Uses)</i>	<u>-</u>	<u>-</u>	<u>(331,882)</u>	<u>1,100,000</u>	<u>1,200,000</u>
<i>Net Change in Fund Balances</i>	<u>(552,160)</u>	<u>(27,615)</u>	<u>(323,428)</u>	<u>85,205</u>	<u>(4,811)</u>
<i>Fund Balances Beginning of Year</i>	<u>905,206</u>	<u>243,434</u>	<u>1,044,634</u>	<u>513,982</u>	<u>420,064</u>
<i>Fund Balances End of Year</i>	<u>\$ 353,046</u>	<u>\$ 215,819</u>	<u>\$ 721,206</u>	<u>\$ 599,187</u>	<u>\$ 415,253</u>

(continued)

City of Shaker Heights
Cuyahoga County, Ohio
Combining Statement of Revenues, Expenditures and Changes in Fund Balances
Nonmajor Special Revenue Funds
For the Year Ended December 31, 2023

	Indigent Driver/Alcohol Treatment Fund	Court Computer Legal Research Fund	Clerk's Computerization Fund	Housing Grant Fund	Fair Housing Grant Fund
Revenues					
Property Taxes	\$ -	\$ -	\$ -	\$ -	\$ -
Special Assessments	-	-	-	-	-
Charges for Services	-	-	-	-	-
Fines and Forfeitures	16,373	23,066	41,969	-	-
Intergovernmental	-	-	-	-	82,640
Investment Earnings	526	722	2,810	292	83
Revenue in Lieu of Taxes	-	-	-	-	-
Residential Point of Sale Escrow	-	-	-	-	-
Other Revenues	-	-	-	-	-
<i>Total Revenues</i>	<u>16,899</u>	<u>23,788</u>	<u>44,779</u>	<u>292</u>	<u>82,723</u>
Expenditures					
Current:					
General Government					
Legislative and Executive	-	-	-	-	16,739
Judicial Systems	6,866	19,698	46,499	-	-
Security of Persons and Property					
Police	-	-	-	-	-
Fire	-	-	-	-	-
Other	-	-	-	-	-
Public Health					
Housing and Community Development	-	-	-	-	-
Sanitation and Sewer Services					
Transportation	-	-	-	-	-
Street Maintenance and Repair					
Debt Service	-	-	-	-	-
Principal Retirement	-	-	-	-	-
Interest and Fiscal Charges	-	-	-	-	-
<i>Total Expenditures</i>	<u>6,866</u>	<u>19,698</u>	<u>46,499</u>	<u>-</u>	<u>16,739</u>
<i>Excess of Revenues Over (Under) Expenditures</i>	<u>10,033</u>	<u>4,090</u>	<u>(1,720)</u>	<u>292</u>	<u>65,984</u>
Other Financing Sources (Uses)					
Proceeds from Sale of Capital Assets	-	-	-	-	-
Inception of Lease Purchase	-	-	-	-	-
Transfers In	-	-	-	-	-
Transfers Out	-	-	-	-	-
<i>Total Other Financing Sources (Uses)</i>	<u>-</u>	<u>-</u>	<u>-</u>	<u>-</u>	<u>-</u>
<i>Net Change in Fund Balances</i>	10,033	4,090	(1,720)	292	65,984
<i>Fund Balances Beginning of Year</i>	<u>118,138</u>	<u>164,400</u>	<u>655,772</u>	<u>66,268</u>	<u>20,387</u>
<i>Fund Balances End of Year</i>	<u>\$ 128,171</u>	<u>\$ 168,490</u>	<u>\$ 654,052</u>	<u>\$ 66,560</u>	<u>\$ 86,371</u>

(continued)

City of Shaker Heights
Cuyahoga County, Ohio
Combining Statement of Revenues, Expenditures and Changes in Fund Balances
Nonmajor Special Revenue Funds
For the Year Ended December 31, 2023

	Law Enforcement Grant Fund	Court Alternate Dispute Resolution Fund	Court Special Projects Fund	Ohio Court Security Project Fund	Housing and Nuisance Abatement Fund
Revenues					
Property Taxes	\$ -	\$ -	\$ -	\$ -	\$ -
Special Assessments	-	-	-	-	-
Charges for Services	-	-	-	-	9,025
Fines and Forfeitures	-	29,660	66,775	6,487	-
Intergovernmental	-	-	-	-	-
Investment Earnings	123	517	280	242	651
Revenue in Lieu of Taxes	-	-	-	-	-
Residential Point of Sale Escrow	-	-	-	-	-
Other Revenues	-	-	-	-	-
<i>Total Revenues</i>	<u>123</u>	<u>30,177</u>	<u>67,055</u>	<u>6,729</u>	<u>9,676</u>
Expenditures					
Current:					
General Government					
Legislative and Executive	-	-	-	-	-
Judicial Systems	-	147	-	10,956	-
Security of Persons and Property					
Police	713	-	-	-	-
Fire	-	-	-	-	-
Other	-	-	-	-	-
Public Health	-	-	-	-	-
Housing and Community Development	-	-	-	-	21,369
Sanitation and Sewer Services	-	-	-	-	-
Transportation	-	-	-	-	-
Street Maintenance and Repair	-	-	-	-	-
Debt Service					
Principal Retirement	-	-	-	-	-
Interest and Fiscal Charges	-	-	-	-	-
<i>Total Expenditures</i>	<u>713</u>	<u>147</u>	<u>-</u>	<u>10,956</u>	<u>21,369</u>
<i>Excess of Revenues Over (Under) Expenditures</i>	<u>(590)</u>	<u>30,030</u>	<u>67,055</u>	<u>(4,227)</u>	<u>(11,693)</u>
Other Financing Sources (Uses)					
Proceeds from Sale of Capital Assets	-	-	-	-	-
Inception of Lease Purchase	-	-	-	-	-
Transfers In	-	-	-	-	-
Transfers Out	-	-	-	-	-
<i>Total Other Financing Sources (Uses)</i>	<u>-</u>	<u>-</u>	<u>-</u>	<u>-</u>	<u>-</u>
<i>Net Change in Fund Balances</i>	<u>(590)</u>	<u>30,030</u>	<u>67,055</u>	<u>(4,227)</u>	<u>(11,693)</u>
<i>Fund Balances Beginning of Year</i>	<u>28,033</u>	<u>116,230</u>	<u>61,140</u>	<u>56,536</u>	<u>147,499</u>
<i>Fund Balances End of Year</i>	<u>\$ 27,443</u>	<u>\$ 146,260</u>	<u>\$ 128,195</u>	<u>\$ 52,309</u>	<u>\$ 135,806</u>

(continued)

City of Shaker Heights
Cuyahoga County, Ohio
Combining Statement of Revenues, Expenditures and Changes in Fund Balances
Nonmajor Special Revenue Funds
For the Year Ended December 31, 2023

	Indigent Driver Interlock Device Fund	Street Lighting Assessment Fund	Tree Maintenance Assessment Fund	Local Fiscal Recovery Fund	CRA Fee Fund
Revenues					
Property Taxes	\$ -	\$ -	\$ -	\$ -	\$ -
Special Assessments	-	547,876	983,243	-	-
Charges for Services	-	-	-	-	1,002
Fines and Forfeitures	12,931	-	-	-	-
Intergovernmental	-	-	-	-	-
Investment Earnings	219	-	-	-	21
Revenue in Lieu of Taxes	-	-	-	-	-
Residential Point of Sale Escrow	-	-	-	-	-
Other Revenues	-	-	11,103	-	-
<i>Total Revenues</i>	<u>13,150</u>	<u>547,876</u>	<u>994,346</u>	<u>-</u>	<u>1,023</u>
Expenditures					
Current:					
General Government					
Legislative and Executive	-	-	-	-	-
Judicial Systems	11,979	-	-	-	-
Security of Persons and Property					
Police	-	-	-	-	-
Fire	-	-	-	-	-
Other	-	716,011	-	-	-
Public Health	-	-	-	-	-
Housing and Community Development	-	-	959,698	-	-
Sanitation and Sewer Services	-	-	-	-	-
Transportation	-	-	-	-	-
Street Maintenance and Repair	-	-	-	-	-
Debt Service					
Principal Retirement	-	-	-	-	-
Interest and Fiscal Charges	-	-	-	-	-
<i>Total Expenditures</i>	<u>11,979</u>	<u>716,011</u>	<u>959,698</u>	<u>-</u>	<u>-</u>
<i>Excess of Revenues Over (Under) Expenditures</i>	<u>1,171</u>	<u>(168,135)</u>	<u>34,648</u>	<u>-</u>	<u>1,023</u>
Other Financing Sources (Uses)					
Proceeds from Sale of Capital Assets	-	-	-	-	-
Inception of Lease Purchase	-	-	-	-	-
Transfers In	-	-	-	-	-
Transfers Out	-	-	(75,000)	-	-
<i>Total Other Financing Sources (Uses)</i>	<u>-</u>	<u>-</u>	<u>(75,000)</u>	<u>-</u>	<u>-</u>
<i>Net Change in Fund Balances</i>	1,171	(168,135)	(40,352)	-	1,023
<i>Fund Balances Beginning of Year</i>	<u>47,639</u>	<u>432,565</u>	<u>294,869</u>	<u>-</u>	<u>4,057</u>
<i>Fund Balances End of Year</i>	<u>\$ 48,810</u>	<u>\$ 264,430</u>	<u>\$ 254,517</u>	<u>\$ -</u>	<u>\$ 5,080</u>

(continued)

City of Shaker Heights
Cuyahoga County, Ohio
Combining Statement of Revenues, Expenditures and Changes in Fund Balances
Nonmajor Special Revenue Funds
For the Year Ended December 31, 2023

	OneOhio OPIOID Settlement Fund	Municipal Improvement TIF Fund	Law Enforcement Trust Fund	Obstruction Permit Deposit Fund	Excavation Permit Deposit Fund
Revenues					
Property Taxes	\$ -	\$ -	\$ -	\$ -	\$ -
Special Assessments	-	-	-	-	-
Charges for Services	-	-	-	-	-
Fines and Forfeitures	38,951	-	41,129	-	-
Intergovernmental	-	-	6,823	-	-
Investment Earnings	129	-	26,291	-	-
Revenue in Lieu of Taxes	-	89,841	-	-	-
Residential Point of Sale Escrow	-	-	-	-	-
Other Revenues	-	-	-	1,940	340
<i>Total Revenues</i>	<u>39,080</u>	<u>89,841</u>	<u>74,243</u>	<u>1,940</u>	<u>340</u>
Expenditures					
Current:					
General Government					
Legislative and Executive	-	-	-	-	-
Judicial Systems	-	-	-	-	-
Security of Persons and Property					
Police	-	-	60,081	-	-
Fire	-	-	-	-	-
Other	-	-	-	-	-
Public Health	9,005	-	-	-	-
Housing and Community Development	-	24,869	-	-	-
Sanitation and Sewer Services	-	-	-	-	-
Transportation	-	-	-	-	-
Street Maintenance and Repair	-	-	-	-	-
Debt Service					
Principal Retirement	-	-	-	-	-
Interest and Fiscal Charges	-	-	-	-	-
<i>Total Expenditures</i>	<u>9,005</u>	<u>24,869</u>	<u>60,081</u>	<u>-</u>	<u>-</u>
<i>Excess of Revenues Over (Under) Expenditures</i>	<u>30,075</u>	<u>64,972</u>	<u>14,162</u>	<u>1,940</u>	<u>340</u>
Other Financing Sources (Uses)					
Proceeds from Sale of Capital Assets	-	-	1,908	-	-
Inception of Lease Purchase	-	-	-	-	-
Transfers In	-	-	-	-	-
Transfers Out	-	-	-	-	-
<i>Total Other Financing Sources (Uses)</i>	<u>-</u>	<u>-</u>	<u>1,908</u>	<u>-</u>	<u>-</u>
<i>Net Change in Fund Balances</i>	30,075	64,972	16,070	1,940	340
<i>Fund Balances Beginning of Year</i>	<u>12,356</u>	<u>9,397</u>	<u>1,103,997</u>	<u>87,730</u>	<u>18,345</u>
<i>Fund Balances End of Year</i>	<u>\$ 42,431</u>	<u>\$ 74,369</u>	<u>\$ 1,120,067</u>	<u>\$ 89,670</u>	<u>\$ 18,685</u>

(continued)

City of Shaker Heights
Cuyahoga County, Ohio
Combining Statement of Revenues, Expenditures and Changes in Fund Balances
Nonmajor Special Revenue Funds
For the Year Ended December 31, 2023

	Shaker- Cuyahoga Credit Enhancement Fund	Shaker Plaza and Van Aken Urban RTIEF Fund	Point of Sale Escrow Fund	Total Nonmajor Special Revenue Funds
Revenues				
Property Taxes	\$ -	\$ -	\$ -	\$ 467,480
Special Assessments	-	-	-	1,531,119
Charges for Services	-	-	-	2,034,699
Fines and Forfeitures	-	-	-	277,341
Intergovernmental	-	-	-	1,662,324
Investment Earnings	-	-	-	58,098
Revenue in Lieu of Taxes	-	1,832,080	-	1,921,921
Residential Point of Sale Escrow	-	-	4,450,492	4,450,492
Other Revenues	-	-	-	13,383
<i>Total Revenues</i>	<u>-</u>	<u>1,832,080</u>	<u>4,450,492</u>	<u>12,416,857</u>
Expenditures				
Current:				
General Government				
Legislative and Executive	-	-	-	16,739
Judicial Systems	-	-	-	96,145
Security of Persons and Property				
Police	-	-	-	1,341,003
Fire	-	-	-	1,470,225
Other	-	-	-	716,011
Public Health	-	-	-	9,005
Housing and Community Development	9,816	1,832,080	2,943,751	5,791,583
Sanitation and Sewer Services	-	-	-	1,967,142
Transportation	-	-	-	137,993
Street Maintenance and Repair	-	-	-	1,966,377
Debt Service				
Principal Retirement	-	-	-	47,783
Interest and Fiscal Charges	-	-	-	11,403
<i>Total Expenditures</i>	<u>9,816</u>	<u>1,832,080</u>	<u>2,943,751</u>	<u>13,571,409</u>
<i>Excess of Revenues Over (Under) Expenditures</i>	<u>(9,816)</u>	<u>-</u>	<u>1,506,741</u>	<u>(1,154,552)</u>
Other Financing Sources (Uses)				
Proceeds from Sale of Capital Assets	-	-	-	1,908
Inception of Lease Purchase	-	-	-	345,156
Transfers In	-	-	-	2,300,000
Transfers Out	-	-	-	(752,038)
<i>Total Other Financing Sources (Uses)</i>	<u>-</u>	<u>-</u>	<u>-</u>	<u>1,895,026</u>
<i>Net Change in Fund Balances</i>	(9,816)	-	1,506,741	740,474
<i>Fund Balances Beginning of Year</i>	<u>294,394</u>	<u>-</u>	<u>4,079,662</u>	<u>10,946,734</u>
<i>Fund Balances End of Year</i>	<u>\$ 284,578</u>	<u>\$ -</u>	<u>\$ 5,586,403</u>	<u>\$ 11,687,208</u>

City of Shaker Heights
Cuyahoga County, Ohio
Combining Balance Sheet
Nonmajor Debt Service Funds
December 31, 2023

	Debt Service Administration Fund	Urban Renewal Debt Service Fund	Total Nonmajor Debt Service Funds
Assets			
Equity in Pooled Cash and Investments	\$ 1,241,307	\$ 1,104,568	\$ 2,345,875
Revenue in Lieu of Taxes Receivable	-	1,751,082	1,751,082
<i>Total Assets</i>	<u>\$ 1,241,307</u>	<u>\$ 2,855,650</u>	<u>\$ 4,096,957</u>
Deferred Inflows of Resources			
Revenue in Lieu of Taxes	-	1,751,082	1,751,082
<i>Total Deferred Inflows of Resources</i>	<u>-</u>	<u>1,751,082</u>	<u>1,751,082</u>
Fund Balances			
Committed	1,241,307	1,104,568	2,345,875
<i>Total Fund Balances (Deficit)</i>	<u>1,241,307</u>	<u>1,104,568</u>	<u>2,345,875</u>
<i>Total Liabilities, Deferred Inflows of Resources and Fund Balances</i>	<u>\$ 1,241,307</u>	<u>\$ 2,855,650</u>	<u>\$ 4,096,957</u>

City of Shaker Heights
Cuyahoga County, Ohio
Combining Statement of Revenues, Expenditures and Changes in Fund Balances
Nonmajor Debt Service Funds
For the Year Ended December 31, 2023

	Debt Service Administration Fund	Urban Renewal Debt Service Fund	Total Nonmajor Debt Service Funds
Revenues			
Revenue in Lieu of Taxes	\$ -	\$ 1,211,017	\$ 1,211,017
<i>Total Revenues</i>	<u>-</u>	<u>1,211,017</u>	<u>1,211,017</u>
Expenditures			
Current:			
General Government			
Legislative and Executive	25,275	60	25,335
Debt Service			
Principal Retirement	836,694	1,042,000	1,878,694
Interest and Fiscal Charges	569,048	172,730	741,778
<i>Total Expenditures</i>	<u>1,431,017</u>	<u>1,214,790</u>	<u>2,645,807</u>
<i>Excess of Revenues Over (Under) Expenditures</i>	<u>(1,431,017)</u>	<u>(3,773)</u>	<u>(1,434,790)</u>
Other Financing Sources (Uses)			
Transfers In	1,577,038	-	1,577,038
<i>Total Other Financing Sources (Uses)</i>	<u>1,577,038</u>	<u>-</u>	<u>1,577,038</u>
<i>Net Change in Fund Balances</i>	146,021	(3,773)	142,248
<i>Fund Balances Beginning of Year</i>	<u>1,095,286</u>	<u>1,108,341</u>	<u>2,203,627</u>
<i>Fund Balances End of Year</i>	<u>\$ 1,241,307</u>	<u>\$ 1,104,568</u>	<u>\$ 2,345,875</u>

**GOVERNMENTAL FUNDS INDIVIDUAL FUND
SCHEDULES OF REVENUES, EXPENDITURES/EXPENSES
AND CHANGES IN FUND BALANCE -
BUDGET (NON-GAAP BASIS) AND ACTUAL**

City of Shaker Heights
Cuyahoga County, Ohio
Schedule of Revenues, Expenditures, Encumbrances and Changes in Fund Balance -
Budget (Non-GAAP Budgetary Basis) and Actual
General Fund
For the Year Ended December 31, 2023

	Original Budget	Final Budget	Actual Amounts	Variance with Final Budget Positive (Negative)
Revenues:				
Property Taxes	\$ 7,300,000	\$ 7,300,000	\$ 7,246,881	\$ (53,119)
Municipal Income Taxes	39,900,000	39,900,000	41,984,370	2,084,370
Other Local Taxes	85,000	85,000	89,545	4,545
Charges for Services	3,940,978	3,940,978	4,088,625	147,647
Fees, Licenses and Permits	1,110,000	1,110,000	1,298,813	188,813
Fines and Forfeitures	500,000	500,000	450,963	(49,037)
Intergovernmental	2,328,000	2,328,000	2,727,846	399,846
Investment Earnings	989,800	989,800	2,685,400	1,695,600
Other Revenues	1,136,663	1,135,863	1,188,961	53,098
Total Revenues	57,290,441	57,289,641	61,761,404	4,471,763
Expenditures:				
General Government:				
Legislative and Executive:				
Mayor's Office:				
Personal Services	226,122	227,122	224,517	2,605
Other	34,960	33,960	29,787	4,173
Total Mayor's Office	261,082	261,082	254,304	6,778
Council:				
Personal Services	147,078	149,078	147,133	1,945
Other	38,083	36,083	28,750	7,333
Total Council	185,161	185,161	175,883	9,278
Chief Administrative Officer:				
Personal Services	385,135	387,135	383,290	3,845
Other	63,979	61,979	41,135	20,844
Total Chief Administrative Officer	449,114	449,114	424,425	24,689
Information Technology:				
Personal Services	463,187	463,187	412,685	50,502
Other	140,579	140,579	131,303	9,276
Total Information Technology	603,766	603,766	543,988	59,778
Contract Charges and Statutory Expenses:				
Personal Services	62,000	62,000	30,843	31,157
Other	2,705,078	2,750,020	2,564,550	185,470
Total Contract Charges and Statutory Expenses	2,767,078	2,812,020	2,595,393	216,627
Legal Administration:				
Personal Services	695,865	698,365	692,830	5,535
Other	156,183	233,683	167,058	66,625
Total Legal Administration	852,048	932,048	859,888	72,160
Finance:				
Personal Services	750,493	762,993	757,457	5,536
Other	247,970	235,470	226,807	8,663
Total Finance	998,463	998,463	984,264	14,199
Human Resources:				
Personal Services	390,225	390,225	349,952	40,273
Other	240,619	250,619	211,843	38,776
Total Human Resources	630,844	640,844	561,795	79,049
Total Legislative and Executive	6,747,556	6,882,498	6,399,940	482,558

(continued)

City of Shaker Heights
Cuyahoga County, Ohio
Schedule of Revenues, Expenditures, Encumbrances and Changes in Fund Balance -
Budget (Non-GAAP Budgetary Basis) and Actual
General Fund
For the Year Ended December 31, 2023

	Original Budget	Final Budget	Actual Amounts	Variance with Final Budget Positive (Negative)
Current:				
Judicial System:				
Personal Services	\$ 2,300,886	\$ 2,300,886	\$ 1,932,586	\$ 368,300
Other	101,229	101,229	96,004	5,225
Total Judicial System	<u>2,402,115</u>	<u>2,402,115</u>	<u>2,028,590</u>	<u>373,525</u>
Total General Government	<u>9,149,671</u>	<u>9,284,613</u>	<u>8,428,530</u>	<u>856,083</u>
Security of Persons and Property:				
Police:				
Personal Services	10,285,292	10,126,292	9,524,631	601,661
Other	1,867,502	1,963,002	1,864,584	98,418
Total Police	<u>12,152,794</u>	<u>12,089,294</u>	<u>11,389,215</u>	<u>700,079</u>
Fire:				
Personal Services	7,412,497	7,866,497	7,828,736	37,761
Other	858,822	888,222	829,012	59,210
Total Fire	<u>8,271,319</u>	<u>8,754,719</u>	<u>8,657,748</u>	<u>96,971</u>
Other:				
Other	85,800	85,800	75,600	10,200
Total Security of Persons and Property	<u>20,509,913</u>	<u>20,929,813</u>	<u>20,122,563</u>	<u>807,250</u>
Leisure Time Activities:				
Culture and Recreation:				
Personal Services	1,472,379	1,472,379	1,436,770	35,609
Other	775,643	775,643	771,666	3,977
Total Culture and Recreation	<u>2,248,022</u>	<u>2,248,022</u>	<u>2,208,436</u>	<u>39,586</u>
Parks and Public Land Maintenance:				
Personal Services	738,998	688,998	644,881	44,117
Other	571,039	671,039	667,590	3,449
Total Parks and Public Land Maintenance	<u>1,310,037</u>	<u>1,360,037</u>	<u>1,312,471</u>	<u>47,566</u>
Total Leisure Time Activities:	<u>3,558,059</u>	<u>3,608,059</u>	<u>3,520,907</u>	<u>87,152</u>
Building & Housing Inspection:				
Personal Services	1,670,004	1,670,004	1,655,929	14,075
Other	192,515	192,515	144,648	47,867
Total Building & Housing Inspection	<u>1,862,519</u>	<u>1,862,519</u>	<u>1,800,577</u>	<u>61,942</u>
Planning and Development:				
Personal Services	604,897	606,897	601,096	5,801
Other	81,193	79,193	69,914	9,279
Total Planning and Development	<u>686,090</u>	<u>686,090</u>	<u>671,010</u>	<u>15,080</u>
Economic Development:				
Personal Services	344,248	344,248	328,125	16,123
Other	801,103	851,103	486,651	364,452
Total Economic Development	<u>1,145,351</u>	<u>1,195,351</u>	<u>814,776</u>	<u>380,575</u>
Community Life:				
Personal Services	892,041	942,041	918,335	23,706
Other	343,216	343,216	343,175	41
Total Community Life	<u>1,235,257</u>	<u>1,285,257</u>	<u>1,261,510</u>	<u>23,747</u>

(continued)

City of Shaker Heights
Cuyahoga County, Ohio

*Schedule of Revenues, Expenditures, Encumbrances and Changes in Fund Balance -
Budget (Non-GAAP Budgetary Basis) and Actual
General Fund
For the Year Ended December 31, 2023*

	Original Budget	Final Budget	Actual Amounts	Variance with Final Budget Positive (Negative)
Communications and Marketing:				
Personal Services	\$ 445,487	\$ 445,487	\$ 440,458	\$ 5,029
Other	471,745	471,745	416,049	55,696
Total Communications and Outreach	<u>917,232</u>	<u>917,232</u>	<u>856,507</u>	<u>60,725</u>
Tree Maintenance and Leaf Collection:				
Personal Services	305,012	305,012	286,545	18,467
Other	299,655	345,655	306,055	39,600
Total Tree Maintenance and Leaf Collection	<u>604,667</u>	<u>650,667</u>	<u>592,600</u>	<u>58,067</u>
Total Housing and Community Development	<u>6,451,116</u>	<u>6,597,116</u>	<u>5,996,980</u>	<u>600,136</u>
Sanitation and Sewer Services:				
Other	49,000	49,000	47,425	1,575
Refuse Collection and Disposal:				
Personal Services	1,440,688	1,500,688	1,495,873	4,815
Other	980,586	1,045,586	1,039,852	5,734
Total Refuse Collection and Disposal	<u>2,421,274</u>	<u>2,546,274</u>	<u>2,535,725</u>	<u>10,549</u>
Solid Waste Recycling:				
Personal Services	100,546	115,546	112,062	3,484
Other	78,474	79,974	78,917	1,057
Total Solid Waste Recycling	<u>179,020</u>	<u>195,520</u>	<u>190,979</u>	<u>4,541</u>
Brush Collection and Disposal:				
Personal Services	651,626	546,626	447,950	98,676
Other	362,894	336,894	279,545	57,349
Total Brush Collection and Disposal	<u>1,014,520</u>	<u>883,520</u>	<u>727,495</u>	<u>156,025</u>
Total Sanitation and Sewer Services	<u>3,663,814</u>	<u>3,674,314</u>	<u>3,501,624</u>	<u>172,690</u>
Street Maintenance and Repair:				
Personal Services	362,483	362,483	205,966	156,517
Other	858,761	787,261	676,208	111,053
Total Street Maintenance and Repair	<u>1,221,244</u>	<u>1,149,744</u>	<u>882,174</u>	<u>267,570</u>
Public Works - Other:				
Public Works Administration:				
Personal Services	875,783	875,783	835,645	40,138
Other	88,389	88,389	59,766	28,623
Total Public Works Administration	<u>964,172</u>	<u>964,172</u>	<u>895,411</u>	<u>68,761</u>
Public Building Maintenance:				
Personal Services	705,107	735,107	672,801	62,306
Other	1,258,770	1,138,770	957,954	180,816
Total Public Building Maintenance	<u>1,963,877</u>	<u>1,873,877</u>	<u>1,630,755</u>	<u>243,122</u>
Total Public Works - Other	<u>2,928,049</u>	<u>2,838,049</u>	<u>2,526,166</u>	<u>311,883</u>
Total Expenditures	<u>47,481,866</u>	<u>48,081,708</u>	<u>44,978,944</u>	<u>3,102,764</u>
Excess of Revenues Over (Under) Expenditures	<u>9,808,575</u>	<u>9,207,933</u>	<u>16,782,460</u>	<u>1,368,999</u> <i>(continued)</i>

City of Shaker Heights
Cuyahoga County, Ohio
*Schedule of Revenues, Expenditures, Encumbrances and Changes in Fund Balance -
Budget (Non-GAAP Budgetary Basis) and Actual*
General Fund
For the Year Ended December 31, 2023

	Original Budget	Final Budget	Actual Amounts	Variance with Final Budget Positive (Negative)
Other Financing Sources (Uses):				
Advances - In	\$ 375,000	\$ 375,000	\$ 260,000	\$ (115,000)
Advances - Out	-	(345,000)	(280,000)	65,000
Transfers In	25,000	25,000	-	(25,000)
Transfers - Out	(9,700,000)	(14,700,000)	(14,700,000)	-
Total Other Financing Sources (Uses)	<u>(9,300,000)</u>	<u>(14,645,000)</u>	<u>(14,720,000)</u>	<u>(75,000)</u>
Net Change in Fund Balance	508,575	(5,437,067)	2,062,460	1,293,999
Beginning Cash Fund Balance	31,201,868	31,201,868	31,201,868	-
Prior Year's Reserve For Encumbrances Outstanding At December 31	(862,789)	(862,789)	(862,789)	-
Current Year Cash Expenditures Against Prior Year's Cash Fund Balance Reserved For Encumbrance	<u>(1,436,192)</u>	<u>(1,436,192)</u>	<u>(1,436,192)</u>	<u>-</u>
Ending Unreserved Cash Fund Balance	<u>\$ 29,411,462</u>	<u>\$ 23,465,820</u>	30,965,347	<u>\$ 1,293,999</u>
Reserved for Encumbrances - All Budget Years			<u>3,097,200</u>	
Total Cash Fund Balance - December 31			<u>\$ 34,062,547</u>	

City of Shaker Heights
Cuyahoga County, Ohio
*Schedule of Revenues, Expenditures, Encumbrances and Changes in Fund Balance -
Budget (Non-GAAP Budgetary Basis) and Actual*
Central Services Fund
For the Year Ended December 31, 2023

	Original Budget	Final Budget	Actual Amounts	Variance with Final Budget Positive (Negative)
Revenues:				
Charges for Services	\$ 823,617	\$ 823,617	\$ 632,630	\$ (190,987)
Other Revenues	5,359	5,359	5,540	181
Total Revenue	<u>828,976</u>	<u>828,976</u>	<u>638,170</u>	<u>(190,806)</u>
Expenditures:				
Current:				
Public Works - Other	982,207	982,207	780,598	201,609
General Government:				
Legislative and Executive	7,500	7,500	4,737	2,763
Total Expenditures	<u>989,707</u>	<u>989,707</u>	<u>785,335</u>	<u>204,372</u>
Net Change in Fund Balance	(160,731)	(160,731)	(147,165)	13,566
Beginning Cash Fund Balance	949,532	949,532	949,532	-
Prior Year's Reserve For Encumbrances Outstanding At December 31	(16,399)	(16,399)	(16,399)	-
Current Year Cash Expenditures Against Prior Year's Cash Fund Balance Reserved For Encumbrance	<u>(125,537)</u>	<u>(125,537)</u>	<u>(125,537)</u>	<u>-</u>
Ending Unreserved Cash Fund Balance	<u>\$ 646,865</u>	<u>\$ 646,865</u>	660,431	<u>\$ 13,566</u>
Reserved for Encumbrances - All Budget Years			<u>295,862</u>	
Total Cash Fund Balance - December 31			<u>\$ 956,293</u>	

**City of Shaker Heights
Cuyahoga County, Ohio**

*Schedule of Revenues, Expenditures, Encumbrances and Changes in Fund Balance -
Budget (Non-GAAP Budgetary Basis) and Actual
27th Pay Reserve Balance Fund
For the Year Ended December 31, 2023*

	Final Budget	Actual Amounts	Variance with Final Budget Positive (Negative)
Beginning Cash Fund Balance	\$ 1,485,600	\$ 1,485,600	\$ -
Ending Unreserved Cash Fund Balance	<u>\$ 1,485,600</u>	<u>\$ 1,485,600</u>	<u>\$ -</u>

City of Shaker Heights
Cuyahoga County, Ohio
Schedule of Revenues, Expenditures, Encumbrances and Changes in Fund Balance -
Budget (Non-GAAP Budgetary Basis) and Actual
Unclaimed Monies Fund
For the Year Ended December 31, 2023

	Final Budget	Actual Amounts	Variance with Final Budget Positive (Negative)
Revenues:			
Other Revenues	\$ 10,000	\$ 133,680	\$ 123,680
Expenditures:			
Current:			
Finance Department	300,000	188,722	111,278
Net Change in Fund Balance	(290,000)	(55,042)	234,958
Beginning Cash Fund Balance	428,306	428,306	-
Prior Year's Reserve For Encumbrances Outstanding At December 31	(13,660)	(13,660)	-
Current Year Cash Expenditures Against Prior Year's Cash Fund Balance Reserved For Encumbrance	(86,728)	(86,728)	-
Ending Unreserved Cash Fund Balance	<u>\$ 37,918</u>	272,876	<u>\$ 234,958</u>
Reserved for Encumbrances - All Budget Years		<u>15,083</u>	
Total Cash Fund Balance - December 31		<u>\$ 287,959</u>	

**City of Shaker Heights
Cuyahoga County, Ohio**

*Schedule of Revenues, Expenditures, Encumbrances and Changes in Fund Balance -
Budget (Non-GAAP Budgetary Basis) and Actual
Flexsave Fund
For the Year Ended December 31, 2023*

	Final Budget	Actual Amounts	Variance with Final Budget Positive (Negative)
Revenues:			
Investment Earnings	\$ 130,000	\$ -	\$ (130,000)
Expenditures:			
Current:			
General Government:			
Legislative and Executive	130,000	(4,995)	134,995
Net Change in Fund Balance	-	4,995	4,995
Beginning Cash Fund Balance	21,839	21,839	-
Ending Unreserved Cash Fund Balance	\$ 21,839	\$ 26,834	\$ 4,995

City of Shaker Heights
Cuyahoga County, Ohio
Schedule of Revenues, Expenditures, Encumbrances and Changes in Fund Balance -
Budget (Non-GAAP Budgetary Basis) and Actual
Street Maintenance and Repair Fund
For the Year Ended December 31, 2023

	Final Budget	Actual Amounts	Variance with Final Budget Positive (Negative)
Revenues:			
State Levied Shared Taxes	\$ 1,465,850	\$ 1,236,455	\$ (229,395)
Intergovernmental	163,200	164,993	1,793
Investment Earnings	5,000	13,426	8,426
Other Revenues	-	91	91
Total Revenues	<u>1,634,050</u>	<u>1,414,965</u>	<u>(219,085)</u>
Expenditures:			
Current:			
Police	166,072	141,758	24,314
Street Maintenance and Repair	2,158,992	1,871,864	287,128
Total Expenditures	<u>2,325,064</u>	<u>2,013,622</u>	<u>311,442</u>
Excess of Revenues Over (Under) Expenditures	(691,014)	(598,657)	92,357
Net Change in Fund Balance	(691,014)	(598,657)	92,357
Beginning Cash Fund Balance	723,133	723,133	-
Prior Year's Reserve For Encumbrances Outstanding At December 31	(2,542)	(2,542)	-
Current Year Cash Expenditures Against Prior Year's Cash Fund Balance Reserved For Encumbrance	<u>(12,166)</u>	<u>(12,166)</u>	<u>-</u>
Ending Unreserved Cash Fund Balance	<u>\$ 17,411</u>	109,768	<u>\$ 92,357</u>
Reserved for Encumbrances - All Budget Years		<u>49,516</u>	
Total Cash Fund Balance - December 31		<u>\$ 159,284</u>	

City of Shaker Heights
Cuyahoga County, Ohio
Schedule of Revenues, Expenditures, Encumbrances and Changes in Fund Balance -
Budget (Non-GAAP Budgetary Basis) and Actual
State Highway Fund
For the Year Ended December 31, 2023

	Final Budget	Actual Amounts	Variance with Final Budget Positive (Negative)
Revenues:			
State Levied Shared Taxes	\$ 93,600	\$ 100,254	\$ 6,654
Investment Earnings	2,500	7,656	5,156
Total Revenues	<u>96,100</u>	<u>107,910</u>	<u>11,810</u>
Expenditures:			
Current:			
Street Maintenance and Repair	<u>161,011</u>	<u>129,690</u>	<u>31,321</u>
Net Change in Fund Balance	(64,911)	(21,780)	43,131
Beginning Cash Fund Balance	<u>228,908</u>	<u>228,908</u>	<u>-</u>
Current Year Cash Expenditures Against Prior Year's Cash Fund Balance Reserved For Encumbrance	<u>(6,880)</u>	<u>(6,880)</u>	<u>-</u>
Ending Unreserved Cash Fund Balance	<u>\$ 157,117</u>	200,248	<u>\$ 43,131</u>
Reserved for Encumbrances - All Budget Years		<u>18,451</u>	
Total Cash Fund Balance - December 31		<u>\$ 218,699</u>	

City of Shaker Heights
Cuyahoga County, Ohio
Schedule of Revenues, Expenditures, Encumbrances and Changes in Fund Balance -
Budget (Non-GAAP Budgetary Basis) and Actual
Sewer Maintenance Fund
For the Year Ended December 31, 2023

	Final Budget	Actual Amounts	Variance with Final Budget Positive (Negative)
Revenues:			
Charges for Services	\$ 1,905,375	\$ 1,961,707	\$ 56,332
Investment Earnings	65,500	4,110	(61,390)
Other Revenues	5,500	6,000	500
Total Revenues	1,976,375	1,971,817	(4,558)
Expenditures:			
Current:			
Sanitation and Sewer Services	1,855,498	1,756,886	98,612
Excess of Revenues Over (Under) Expenditures	120,877	214,931	94,054
Other Financing Sources (Uses):			
Transfers - Out	(677,038)	(677,038)	-
Net Change in Fund Balance	(556,161)	(462,107)	94,054
Beginning Cash Fund Balance	978,042	978,042	-
Prior Year's Reserve For Encumbrances			
Outstanding At December 31	(21,718)	(21,718)	-
Current Year Cash Expenditures Against Prior			
Year's Cash Fund Balance Reserved			
For Encumbrance	(201,934)	(201,934)	-
Ending Unreserved Cash Fund Balance	\$ 198,229	292,283	\$ 94,054
Reserved for Encumbrances - All Budget Years		233,672	
Total Cash Fund Balance - December 31		\$ 525,955	

City of Shaker Heights
Cuyahoga County, Ohio
Schedule of Revenues, Expenditures, Encumbrances and Changes in Fund Balance -
Budget (Non-GAAP Budgetary Basis) and Actual
Police Pension Fund
For the Year Ended December 31, 2023

	Final Budget	Actual Amounts	Variance with Final Budget Positive (Negative)
Revenues:			
Property Taxes	\$ 247,607	\$ 265,414	\$ 17,807
Expenditures:			
Current:			
Security of Persons and Property - Police	1,403,848	1,262,295	141,553
Excess of Revenues Over (Under) Expenditures	(1,156,241)	(996,881)	159,360
Other Financing Sources (Uses):			
Transfers - In	1,100,000	1,100,000	-
Net Change in Fund Balance	(56,241)	103,119	159,360
Beginning Cash Fund Balance	701,317	701,317	-
Total Cash Fund Balance - December 31	\$ 645,076	\$ 804,436	\$ 159,360

City of Shaker Heights
Cuyahoga County, Ohio
Schedule of Revenues, Expenditures, Encumbrances and Changes in Fund Balance -
Budget (Non-GAAP Budgetary Basis) and Actual
Fire Pension Fund
For the Year Ended December 31, 2023

	Final Budget	Actual Amounts	Variance with Final Budget Positive (Negative)
Revenues:			
Property Taxes	\$ 247,607	\$ 265,414	\$ 17,807
Expenditures:			
Current:			
Security of Persons and Property - Fire	1,478,255	1,490,091	(11,836)
Excess of Revenues Over (Under) Expenditures	(1,230,648)	(1,224,677)	5,971
Other Financing Sources (Uses):			
Transfers - In	1,200,000	1,200,000	-
Net Change in Fund Balance	(30,648)	(24,677)	5,971
Beginning Cash Fund Balance	678,291	678,291	-
Total Cash Fund Balance - December 31	<u>\$ 647,643</u>	<u>\$ 653,614</u>	<u>\$ 5,971</u>

City of Shaker Heights
Cuyahoga County, Ohio
*Schedule of Revenues, Expenditures, Encumbrances and Changes in Fund Balance -
Budget (Non-GAAP Budgetary Basis) and Actual
Indigent Driver Alcohol Treatment Fund
For the Year Ended December 31, 2023*

	Final Budget	Actual Amounts	Variance with Final Budget Positive (Negative)
Revenues:			
Fines and Forfeitures	\$ 14,000	\$ 16,373	\$ 2,373
Investment Earnings	1,200	526	(674)
Total Revenues	<u>15,200</u>	<u>16,899</u>	<u>1,699</u>
Expenditures:			
Current:			
General Government:			
Judicial System	<u>45,358</u>	<u>7,852</u>	<u>37,506</u>
Net Change in Fund Balance	(30,158)	9,047	39,205
Beginning Cash Fund Balance	119,408	119,408	-
Current Year Cash Expenditures Against Prior Year's Cash Fund Balance Reserved For Encumbrance	<u>(1,270)</u>	<u>(1,270)</u>	<u>-</u>
Ending Unreserved Cash Fund Balance	<u>\$ 87,980</u>	127,185	<u>\$ 39,205</u>
Reserved for Encumbrances - All Budget Years		<u>2,327</u>	
Total Cash Fund Balance - December 31		<u>\$ 129,512</u>	

City of Shaker Heights
Cuyahoga County, Ohio
Schedule of Revenues, Expenditures, Encumbrances and Changes in Fund Balance -
Budget (Non-GAAP Budgetary Basis) and Actual
Court Computer Legal Research Fund
For the Year Ended December 31, 2023

	Final Budget	Actual Amounts	Variance with Final Budget Positive (Negative)
Revenues:			
Fines and Forfeitures	\$ 27,500	\$ 23,234	\$ (4,266)
Investment Earnings	2,400	722	(1,678)
Total Revenues	<u>29,900</u>	<u>23,956</u>	<u>(5,944)</u>
Expenditures:			
Current:			
General Government:			
Judicial System	<u>53,889</u>	<u>19,972</u>	<u>33,917</u>
Net Change in Fund Balance	(23,989)	3,984	27,973
Beginning Cash Fund Balance	162,495	162,495	-
Current Year Cash Expenditures Against Prior Year's Cash Fund Balance Reserved For Encumbrance	<u>(271)</u>	<u>(271)</u>	<u>-</u>
Ending Unreserved Cash Fund Balance	<u>\$ 138,235</u>	166,208	<u>\$ 27,973</u>
Reserved for Encumbrances - All Budget Years		<u>545</u>	
Total Cash Fund Balance - December 31		<u>\$ 166,753</u>	

City of Shaker Heights
Cuyahoga County, Ohio
Schedule of Revenues, Expenditures, Encumbrances and Changes in Fund Balance -
Budget (Non-GAAP Budgetary Basis) and Actual
Clerk's Computerization Fund
For the Year Ended December 31, 2023

	Final Budget	Actual Amounts	Variance with Final Budget Positive (Negative)
Revenues:			
Fines and Forfeitures	\$ 50,000	\$ 43,045	\$ (6,955)
Investment Earnings	8,400	2,810	(5,590)
Total Revenues	<u>58,400</u>	<u>45,855</u>	<u>(12,545)</u>
Expenditures:			
Current:			
General Government:			
Judicial System	<u>234,855</u>	<u>47,861</u>	<u>186,994</u>
Net Change in Fund Balance	(176,455)	(2,006)	174,449
Beginning Cash Fund Balance	652,991	652,991	-
Prior Year's Reserve For Encumbrances			
Outstanding At December 31	(2,500)	(2,500)	-
Current Year Cash Expenditures Against Prior Year's Cash Fund Balance Reserved For Encumbrance	<u>(2,556)</u>	<u>(2,556)</u>	<u>-</u>
Ending Unreserved Cash Fund Balance	<u>\$ 471,480</u>	645,929	<u>\$ 174,449</u>
Reserved for Encumbrances - All Budget Years		<u>8,682</u>	
Total Cash Fund Balance - December 31		<u>\$ 654,611</u>	

City of Shaker Heights
Cuyahoga County, Ohio
Schedule of Revenues, Expenditures, Encumbrances and Changes in Fund Balance -
Budget (Non-GAAP Budgetary Basis) and Actual
Housing Grant Fund
For the Year Ended December 31, 2023

	Final Budget	Actual Amounts	Variance with Final Budget Positive (Negative)
Revenues:			
Investment Earnings	\$ -	\$ 292	\$ 292
Net Change in Fund Balance	-	292	292
Beginning Cash Fund Balance	66,268	66,268	-
Total Cash Fund Balance - December 31	\$ 66,268	\$ 66,560	\$ 292

City of Shaker Heights
Cuyahoga County, Ohio
Schedule of Revenues, Expenditures, Encumbrances and Changes in Fund Balance -
Budget (Non-GAAP Budgetary Basis) and Actual
Fair Housing Grant Fund
For the Year Ended December 31, 2023

	Final Budget	Actual Amounts	Variance with Final Budget Positive (Negative)
Revenues:			
Intergovernmental	\$ 56,331	\$ 82,642	\$ 26,311
Investment Earnings	700	83	(617)
Total Revenues	<u>57,031</u>	<u>82,725</u>	<u>25,694</u>
Expenditures:			
Current:			
General Government:			
Legislative and Executive	<u>56,485</u>	<u>16,741</u>	<u>39,744</u>
Net Change in Fund Balance	546	65,984	65,438
Beginning Cash Fund Balance	20,387	20,387	-
Total Cash Fund Balance - December 31	<u>\$ 20,933</u>	<u>\$ 86,371</u>	<u>\$ 65,438</u>

City of Shaker Heights
Cuyahoga County, Ohio
Schedule of Revenues, Expenditures, Encumbrances and Changes in Fund Balance -
Budget (Non-GAAP Budgetary Basis) and Actual
Law Enforcement Grant Fund
For the Year Ended December 31, 2023

	Final Budget	Actual Amounts	Variance with Final Budget Positive (Negative)
Revenues:			
Intergovernmental	\$ 6,000	\$ -	\$ (6,000)
Charges for Services	1,200	-	(1,200)
Investment Earnings	300	123	(177)
Total Revenues	<u>7,500</u>	<u>123</u>	<u>(7,377)</u>
Expenditures:			
Current:			
Security of Persons and Property - Police	<u>13,624</u>	<u>1,073</u>	<u>12,551</u>
Net Change in Fund Balance	(6,124)	(950)	5,174
Beginning Cash Fund Balance	<u>28,033</u>	<u>28,033</u>	<u>-</u>
Reserved for Encumbrances - All Budget Years		<u>360</u>	
Total Cash Fund Balance - December 31	<u>\$ 21,909</u>	<u>\$ 27,443</u>	<u>\$ 5,534</u>

City of Shaker Heights
Cuyahoga County, Ohio
*Schedule of Revenues, Expenditures, Encumbrances and Changes in Fund Balance -
Budget (Non-GAAP Budgetary Basis) and Actual
Court Alternate Dispute Resolution Fund
For the Year Ended December 31, 2023*

	Final Budget	Actual Amounts	Variance with Final Budget Positive (Negative)
Revenues:			
Charges for Services	\$ 26,000	\$ 28,866	\$ 2,866
Investment Earnings	1,200	517	(683)
Total Revenues	<u>27,200</u>	<u>29,383</u>	<u>2,183</u>
Expenditures:			
Current:			
General Government:			
Judicial System	<u>26,773</u>	<u>147</u>	<u>26,626</u>
Net Change in Fund Balance	427	29,236	28,809
Beginning Cash Fund Balance	<u>114,122</u>	<u>114,122</u>	<u>-</u>
Total Cash Fund Balance - December 31	<u>\$ 114,549</u>	<u>\$ 143,358</u>	<u>\$ 28,809</u>

City of Shaker Heights
Cuyahoga County, Ohio
Schedule of Revenues, Expenditures, Encumbrances and Changes in Fund Balance -
Budget (Non-GAAP Budgetary Basis) and Actual
Court Special Projects Fund
For the Year Ended December 31, 2023

	Final Budget	Actual Amounts	Variance with Final Budget Positive (Negative)
Revenues:			
Charges for Services	\$ 80,000	\$ 66,985	\$ (13,015)
Investment Earnings	-	280	280
Total Revenues	<u>80,000</u>	<u>67,265</u>	<u>(12,735)</u>
Expenditures:			
Current:			
General Government:			
Judicial System	<u>15,000</u>	<u>-</u>	<u>15,000</u>
Net Change in Fund Balance	65,000	67,265	2,265
Beginning Cash Fund Balance	<u>55,910</u>	<u>55,910</u>	<u>-</u>
Total Cash Fund Balance - December 31	<u>\$ 120,910</u>	<u>\$ 123,175</u>	<u>\$ 2,265</u>

**City of Shaker Heights
Cuyahoga County, Ohio**

*Schedule of Revenues, Expenditures, Encumbrances and Changes in Fund Balance -
Budget (Non-GAAP Budgetary Basis) and Actual
Ohio Court Security Grant Project Fund
For the Year Ended December 31, 2023*

	Final Budget	Actual Amounts	Variance with Final Budget Positive (Negative)
Revenues:			
Fines and Forfeitures	\$ 8,000	\$ -	\$ (8,000)
Charges for Services	8,000	6,487	(1,513)
Other Revenues	500	242	(258)
Total Revenues	<u>16,500</u>	<u>6,729</u>	<u>(9,771)</u>
Expenditures:			
Current:			
General Government:			
Judicial System	<u>54,608</u>	<u>14,092</u>	<u>40,516</u>
Net Change in Fund Balance	(38,108)	(7,363)	30,745
Beginning Cash Fund Balance	56,536	56,536	-
Reserved for Encumbrances - All Budget Years		<u>3,136</u>	
Total Cash Fund Balance - December 31	<u>\$ 18,428</u>	<u>\$ 52,309</u>	<u>\$ 33,881</u>

City of Shaker Heights
Cuyahoga County, Ohio
*Schedule of Revenues, Expenditures, Encumbrances and Changes in Fund Balance -
Budget (Non-GAAP Budgetary Basis) and Actual
Housing and Nuisance Abatement Fund
For the Year Ended December 31, 2023*

	Final Budget	Actual Amounts	Variance with Final Budget Positive (Negative)
Revenues:			
Charges for Services	\$ 25,000	\$ 9,025	\$ (15,975)
Investment Earnings	2,000	651	(1,349)
Total Revenues	<u>27,000</u>	<u>9,676</u>	<u>(17,324)</u>
Expenditures:			
Current:			
Housing and Community Development	100,000	38,191	61,809
Net Change in Fund Balance	(73,000)	(28,515)	44,485
Beginning Cash Fund Balance	149,499	149,499	-
Prior Year's Reserve For Encumbrances Outstanding At December 31	(22,422)	(22,422)	-
Current Year Cash Expenditures Against Prior Year's Cash Fund Balance Reserved For Encumbrance	<u>(15,969)</u>	<u>(15,969)</u>	<u>-</u>
Ending Unreserved Cash Fund Balance	<u>\$ 38,108</u>	82,593	<u>\$ 44,485</u>
Reserved for Encumbrances - All Budget Years		<u>53,213</u>	
Total Cash Fund Balance - December 31		<u>\$ 135,806</u>	

City of Shaker Heights
Cuyahoga County, Ohio
Schedule of Revenues, Expenditures, Encumbrances and Changes in Fund Balance -
Budget (Non-GAAP Budgetary Basis) and Actual
Indigent Driver Interlock Device Fund
For the Year Ended December 31, 2023

	Final Budget	Actual Amounts	Variance with Final Budget Positive (Negative)
Revenues:			
Fines and Forfeitures	\$ 14,000	12,523	\$ (1,477)
Investment Earnings	200	219	19
Total Revenues	<u>14,200</u>	<u>12,742</u>	<u>(1,458)</u>
Expenditures:			
Current:			
General Government:			
Judicial System	<u>15,758</u>	<u>15,757</u>	<u>1</u>
Net Change in Fund Balance	(1,558)	(3,015)	(1,457)
Beginning Cash Fund Balance	49,622	49,622	-
Reserved for Encumbrances - All Budget Years		<u>577</u>	
Total Cash Fund Balance - December 31	<u>\$ 48,064</u>	<u>\$ 47,184</u>	<u>\$ (880)</u>

City of Shaker Heights
Cuyahoga County, Ohio
Schedule of Revenues, Expenditures, Encumbrances and Changes in Fund Balance -
Budget (Non-GAAP Budgetary Basis) and Actual
Street Lighting Assessment Fund
For the Year Ended December 31, 2023

	Final Budget	Actual Amounts	Variance with Final Budget Positive (Negative)
Revenues:			
Special Assessments	\$ 576,500	\$ 547,876	\$ (28,624)
Expenditures:			
Current:			
Security of Persons and Property - Other	812,872	812,552	320
Excess of Revenues Over (Under) Expenditures	(236,372)	(264,676)	(28,304)
Net Change in Fund Balance	(236,372)	(264,676)	(28,304)
Beginning Cash Fund Balance	491,627	491,627	-
Current Year Cash Expenditures Against Prior Year's Cash Fund Balance Reserved For Encumbrance	(1,586)	(1,586)	-
Ending Unreserved Cash Fund Balance	\$ 253,669	225,365	\$ (28,304)
Reserved for Encumbrances - All Budget Years		157,152	
Total Cash Fund Balance - December 31		\$ 382,517	

**City of Shaker Heights
Cuyahoga County, Ohio**

*Schedule of Revenues, Expenditures, Encumbrances and Changes in Fund Balance -
Budget (Non-GAAP Budgetary Basis) and Actual
Tree Maintenance Assessment Fund
For the Year Ended December 31, 2023*

	Final Budget	Actual Amounts	Variance with Final Budget Positive (Negative)
Revenues:			
Special Assessments	\$ 1,010,813	\$ 983,243	\$ (27,570)
Other Revenues	-	11,103	11,103
Total Revenue	<u>1,010,813</u>	<u>994,346</u>	<u>(16,467)</u>
Expenditures:			
Current:			
Housing and Community Development	<u>1,142,200</u>	<u>1,007,558</u>	<u>134,642</u>
Excess of Revenues Over (Under) Expenditures	<u>(131,387)</u>	<u>(13,212)</u>	<u>118,175</u>
Other Financing Sources (Uses):			
Transfers - Out	<u>(75,000)</u>	<u>(75,000)</u>	<u>-</u>
Net Change in Fund Balance	(206,387)	(88,212)	118,175
Beginning Cash Fund Balance	327,152	327,152	-
Current Year Cash Expenditures Against Prior Year's Cash Fund Balance Reserved For Encumbrance	<u>(51,225)</u>	<u>(51,225)</u>	<u>-</u>
Ending Unreserved Cash Fund Balance	<u>\$ 69,540</u>	187,715	<u>\$ 118,175</u>
Reserved for Encumbrances - All Budget Years		<u>151,674</u>	
Total Cash Fund Balance - December 31		<u>\$ 339,389</u>	

City of Shaker Heights
Cuyahoga County, Ohio
Schedule of Revenues, Expenditures, Encumbrances and Changes in Fund Balance -
Budget (Non-GAAP Budgetary Basis) and Actual
Local Fiscal Recovery Fund
For the Year Ended December 31, 2023

	<u>Final Budget</u>	<u>Actual Amounts</u>	<u>Variance with Final Budget Positive (Negative)</u>
Beginning Cash Fund Balance	\$ 2,842,409	\$ 2,842,409	\$ -
Ending Unreserved Cash Fund Balance	<u>\$ 2,842,409</u>	<u>\$ 2,842,409</u>	<u>\$ -</u>

**City of Shaker Heights
Cuyahoga County, Ohio**

*Schedule of Revenues, Expenditures, Encumbrances and Changes in Fund Balance -
Budget (Non-GAAP Budgetary Basis) and Actual
CRA Fee Fund
For the Year Ended December 31, 2023*

	Final Budget	Actual Amounts	Variance with Final Budget Positive (Negative)
Revenues:			
Charges for Services	\$ 1,000	\$ 1,002	\$ 2
Investment Earnings	-	21	21
Total Revenue	<u>1,000</u>	<u>1,023</u>	<u>23</u>
Expenditures:			
Current:			
Housing and Community Development	<u>1,000</u>	-	<u>1,000</u>
Net Change in Fund Balance	-	1,023	1,023
Beginning Cash Fund Balance	<u>4,057</u>	<u>4,057</u>	-
Ending Unreserved Cash Fund Balance	<u>\$ 4,057</u>	5,080	<u>\$ 1,023</u>
Total Cash Fund Balance - December 31		<u>\$ 5,080</u>	

City of Shaker Heights
Cuyahoga County, Ohio
Schedule of Revenues, Expenditures, Encumbrances and Changes in Fund Balance -
Budget (Non-GAAP Budgetary Basis) and Actual
OneOhio Opioid Settlement Fund
For the Year Ended December 31, 2023

	Final Budget	Actual Amounts	Variance with Final Budget Positive (Negative)
Revenues:			
Intergovernmental	\$ -	\$ 40,645	\$ 40,645
Investment Earnings	-	129	129
Total Revenue	<u>-</u>	<u>40,774</u>	<u>40,774</u>
Expenditures:			
Current:			
Security of Persons and Property - Police	<u>9,006</u>	<u>9,005</u>	<u>1</u>
Net Change in Fund Balance	(9,006)	31,769	40,775
Beginning Cash Fund Balance	<u>9,130</u>	<u>9,130</u>	<u>-</u>
Ending Unreserved Cash Fund Balance	<u>\$ 124</u>	<u>40,899</u>	<u>\$ 40,775</u>
Total Cash Fund Balance - December 31		<u>\$ 40,899</u>	

City of Shaker Heights
Cuyahoga County, Ohio
Schedule of Revenues, Expenditures, Encumbrances and Changes in Fund Balance -
Budget (Non-GAAP Budgetary Basis) and Actual
Municipal Improvement TIF Fund
For the Year Ended December 31, 2023

	Final Budget	Actual Amounts	Variance with Final Budget Positive (Negative)
Revenues:			
Revenue in Lieu of Taxes	\$ 51,000	\$ 89,841	\$ 38,841
Expenditures:			
Current:			
General Government:			
Legislative and Executive	60,000	24,869	35,131
Net Change in Fund Balance	(9,000)	64,972	73,972
Beginning Cash Fund Balance	9,397	9,397	-
Ending Unreserved Cash Fund Balance	\$ 397	74,369	\$ 73,972
Total Cash Fund Balance - December 31		\$ 74,369	

City of Shaker Heights
Cuyahoga County, Ohio
Schedule of Revenues, Expenditures, Encumbrances and Changes in Fund Balance -
Budget (Non-GAAP Budgetary Basis) and Actual
Law Enforcement Trust Fund
For the Year Ended December 31, 2023

	Final Budget	Actual Amounts	Variance with Final Budget Positive (Negative)
Revenues:			
Fines and Forfeitures	\$ -	\$ 41,129	\$ 41,129
Investment Earnings	-	26,291	26,291
Other Revenues	-	8,732	8,732
Total Revenues	-	76,152	76,152
Expenditures:			
Current:			
Security of Persons and Property - Police	283,930	61,548	222,382
Net Change in Fund Balance	(283,930)	14,604	298,534
Beginning Cash Fund Balance	1,105,853	1,105,853	-
Prior Year's Reserve For Encumbrances			
Outstanding At December 31	(1,104)	(1,104)	-
Current Year Cash Expenditures Against Prior Year's Cash Fund Balance Reserved For Encumbrance			
	(2,780)	(2,780)	-
Ending Unreserved Cash Fund Balance	\$ 818,039	1,116,573	\$ 298,534
Reserved for Encumbrances - All Budget Years		3,494	
Total Cash Fund Balance - December 31		\$ 1,120,067	

**City of Shaker Heights
Cuyahoga County, Ohio**

*Schedule of Revenues, Expenditures, Encumbrances and Changes in Fund Balance -
Budget (Non-GAAP Budgetary Basis) and Actual
Shaker Plaza TIF/Van Aken District TIF Fund
For the Year Ended December 31, 2023*

	Final Budget	Actual Amounts	Variance with Final Budget Positive (Negative)
Revenues:			
Revenue in Lieu of Taxes	\$ 1,950,000	\$ 1,832,080	\$ (117,920)
Expenditures:			
Current:			
General Government:			
Legislative and Executive	1,950,000	1,832,080	117,920
Net Change in Fund Balance	-	-	-
Beginning Cash Fund Balance	-	-	-
Total Cash Fund Balance - December 31	\$ -	\$ -	\$ -

City of Shaker Heights
Cuyahoga County, Ohio
Schedule of Revenues, Expenditures, Encumbrances and Changes in Fund Balance -
Budget (Non-GAAP Budgetary Basis) and Actual
Point of Sale Escrow Fund
For the Year Ended December 31, 2023

	Final Budget	Actual Amounts	Variance with Final Budget Positive (Negative)
Revenues:			
Other Revenues	\$ 4,555,000	\$ 4,450,492	\$ (104,508)
Expenditures:			
Current:			
Housing and Community Development	4,550,000	4,470,588	79,412
Net Change in Fund Balance	5,000	(20,096)	(25,096)
Beginning Cash Fund Balance	4,150,028	4,150,028	-
Prior Year's Reserve For Encumbrances Outstanding At December 31	(2,123,893)	(2,123,893)	-
Current Year Cash Expenditures Against Prior Year's Cash Fund Balance Reserved For Encumbrance	(2,004,281)	(2,004,281)	-
Ending Unreserved Cash Fund Balance	\$ 26,854	1,758	\$ (25,096)
Reserved for Encumbrances - All Budget Years		5,667,572	
Total Cash Fund Balance - December 31		\$ 5,669,330	

City of Shaker Heights
Cuyahoga County, Ohio
Schedule of Revenues, Expenditures, Encumbrances and Changes in Fund Balance -
Budget (Non-GAAP Budgetary Basis) and Actual
Obstruction Permit Deposit Fund
For the Year Ended December 31, 2023

	Final Budget	Actual Amounts	Variance with Final Budget Positive (Negative)
Revenues:			
Fines and Forfeitures	\$ -	\$ 1,940	\$ 1,940
Expenditures:			
Current:			
Housing and Community Development	72,000	-	72,000
Net Change in Fund Balance	(72,000)	1,940	73,940
Beginning Cash Fund Balance	87,730	87,730	-
Ending Unreserved Cash Fund Balance	<u>\$ 15,730</u>	89,670	<u>\$ 73,940</u>
Total Cash Fund Balance - December 31		<u>\$ 89,670</u>	

City of Shaker Heights
Cuyahoga County, Ohio
Schedule of Revenues, Expenditures, Encumbrances and Changes in Fund Balance -
Budget (Non-GAAP Budgetary Basis) and Actual
Excavation Permit Deposit Fund
For the Year Ended December 31, 2023

	Final Budget	Actual Amounts	Variance with Final Budget Positive (Negative)
Revenues:			
Fines and Forfeitures	\$ -	\$ 340	\$ 340
Expenditures:			
Current:			
Housing and Community Development	6,895	-	6,895
Net Change in Fund Balance	(6,895)	340	7,235
Beginning Cash Fund Balance	18,345	18,345	-
Ending Unreserved Cash Fund Balance	<u>\$ 11,450</u>	18,685	<u>\$ 7,235</u>
Total Cash Fund Balance - December 31		<u>\$ 18,685</u>	

**City of Shaker Heights
Cuyahoga County, Ohio**

*Schedule of Revenues, Expenditures, Encumbrances and Changes in Fund Balance -
Budget (Non-GAAP Budgetary Basis) and Actual
Shaker Cuyahoga Credit Enhancement Fund
For the Year Ended December 31, 2023*

	Final Budget	Actual Amounts	Variance with Final Budget Positive (Negative)
Expenditures:			
Current:			
Economic Development	\$ 63,654	\$ 26,000	\$ 37,654
Net Change in Fund Balance	(63,654)	(26,000)	37,654
Beginning Cash Fund Balance	263,654	263,654	-
Ending Unreserved Cash Fund Balance	\$ 200,000	237,654	\$ 37,654
Total Cash Fund Balance - December 31		\$ 237,654	

City of Shaker Heights
Cuyahoga County, Ohio
Schedule of Revenues, Expenditures, Encumbrances and Changes in Fund Balance -
Budget (Non-GAAP Budgetary Basis) and Actual
Debt Service Administration Fund
For the Year Ended December 31, 2023

	Final Budget	Actual Amounts	Variance with Final Budget Positive (Negative)
Expenditures:			
Current:			
General Government:			
Legislative and Executive	\$ 52,363	\$ 25,375	\$ 26,988
Debt Service:			
Principal Retirements	836,694	836,694	-
Interest and Fiscal Charges	575,101	569,048	6,053
Total Expenditures	<u>1,464,158</u>	<u>1,431,117</u>	<u>33,041</u>
Excess of Revenues Over (Under) Expenditures	<u>(1,464,158)</u>	<u>(1,431,117)</u>	<u>33,041</u>
Other Financing Sources (Uses):			
Transfers - In	<u>1,577,038</u>	<u>1,577,038</u>	<u>-</u>
Net Change in Fund Balance	112,880	145,921	33,041
Beginning Cash Fund Balance	<u>1,095,286</u>	<u>1,095,286</u>	<u>-</u>
Ending Unreserved Cash Fund Balance	<u>\$ 1,208,166</u>	1,241,207	<u>\$ 33,041</u>
Reserved for Encumbrances - All Budget Years		<u>100</u>	
Total Cash Fund Balance - December 31		<u>\$ 1,241,307</u>	

City of Shaker Heights
Cuyahoga County, Ohio
*Schedule of Revenues, Expenditures, Encumbrances and Changes in Fund Balance -
Budget (Non-GAAP Budgetary Basis) and Actual*
Urban Renewal Debt Service Fund
For the Year Ended December 31, 2023

	Final Budget	Actual Amounts	Variance with Final Budget Positive (Negative)
Revenues:			
Revenue in Lieu of Taxes	\$ 1,027,369	\$ 1,211,017	\$ 183,648
Expenditures:			
Current:			
General Government:			
Legislative and Executive	100	60	40
Debt Service:			
Principal Retirements	1,042,000	1,042,000	-
Interest and Fiscal Charges	172,731	172,730	1
Total Expenditures	1,214,831	1,214,790	41
Excess of Revenues Over(Under) Expenditures	(187,462)	(3,773)	183,689
Net Change in Fund Balance	(187,462)	(3,773)	183,689
Beginning Cash Fund Balance	1,108,341	1,108,341	-
Total Cash Fund Balance - December 31	\$ 920,879	\$ 1,104,568	\$ 183,689

City of Shaker Heights
Cuyahoga County, Ohio
Schedule of Revenues, Expenses, Encumbrances and Changes in Fund Equity -
Budget (Non-GAAP Budgetary Basis) and Actual
Central Purchasing Fund
For the Year Ended December 31, 2023

	Final Budget	Actual Amounts	Variance with Final Budget Positive (Negative)
Revenues:			
Charges for Services	\$ 1,285,766	\$ 893,332	\$ (392,434)
Expenses:			
Contractual Services	35,057	32,201	2,856
Materials and Supplies	1,283,124	915,807	367,317
Total Expenses	1,318,181	948,008	370,173
Operating Income (Loss)	(32,415)	(54,676)	(22,261)
Other Financing Sources (Uses):			
Advances Out	(250,000)	(240,000)	10,000
Advances - In	325,000	270,000	(55,000)
Total Other Financing Sources (Uses)	75,000	30,000	(45,000)
Net Change in Fund Equity	42,585	(24,676)	(67,261)
Beginning Cash Fund Equity	181,001	181,001	-
Current Year Cash Expenditures Against Prior Year's Cash Fund Balance Reserved For Encumbrance	(151,121)	(151,121)	-
Ending Unreserved Cash Fund Equity	\$ 72,465	5,204	\$ (67,261)
Reserved for Encumbrances - All Budget Years		152,942	
Total Cash Fund Balance - December 31		\$ 158,146	

City of Shaker Heights
Cuyahoga County, Ohio
Schedule of Revenues, Expenses, Encumbrances and Changes in Fund Equity -
Budget (Non-GAAP Budgetary Basis) and Actual
Central Printing Fund
For the Year Ended December 31, 2023

	Final Budget	Actual Amounts	Variance with Final Budget Positive (Negative)
Revenues:			
Charges for Services	\$ 47,920	\$ 15,058	\$ (32,862)
Expenses:			
Contractual Services	30,386	16,437	13,949
Operating Income (Loss)	17,534	(1,379)	(18,913)
Other Financing Sources (Uses):			
Advances Out	(20,000)	(10,000)	10,000
Net Change in Fund Equity	(2,466)	(11,379)	(8,913)
Beginning Cash Fund Equity	17,285	17,285	-
Current Year Cash Expenditures Against Prior Year's Cash Fund Balance Reserved For Encumbrance	(2,552)	(2,552)	-
Ending Unreserved Cash Fund Equity	<u>\$ 12,267</u>	3,354	<u>\$ (8,913)</u>
Reserved for Encumbrances - All Budget Years		<u>3,926</u>	
Total Cash Fund Balance - December 31		<u>\$ 7,280</u>	

City of Shaker Heights
Cuyahoga County, Ohio
Schedule of Revenues, Expenses, Encumbrances and Changes in Fund Equity -
Budget (Non-GAAP Budgetary Basis) and Actual
Central Garage Fund
For the Year Ended December 31, 2023

	Final Budget	Actual Amounts	Variance with Final Budget Positive (Negative)
Revenues:			
Charges for Services	\$ 1,654,127	\$ 1,172,153	\$ (481,974)
Expenses:			
Personal Services	1,161,439	781,021	380,418
Travel and Education	2,402	300	2,102
Contractual Services	355,910	321,555	34,355
Materials and Supplies	115,740	115,740	-
Total Expenditures	<u>1,635,491</u>	<u>1,218,616</u>	<u>416,875</u>
Operating Income (Loss)	18,636	(46,463)	(898,849)
Other Financing Sources (Uses)			
Advances Out	(20,000)	(10,000)	10,000
Advances In	<u>20,000</u>	<u>10,000</u>	<u>(10,000)</u>
Net Change in Fund Equity	18,636	(46,463)	(65,099)
Beginning Cash Fund Equity	149,952	149,952	-
Prior Year's Reserve For Encumbrances Outstanding At December 31	(405)	(405)	-
Current Year Cash Expenditures Against Prior Year's Cash Fund Balance Reserved For Encumbrance	<u>(100,329)</u>	<u>(100,329)</u>	<u>-</u>
Ending Unreserved Cash Fund Equity	<u>\$ 67,854</u>	2,755	<u>\$ (65,099)</u>
Reserved for Encumbrances - All Budget Years		<u>147,197</u>	
Total Cash Fund Equity - December 31		<u>\$ 149,952</u>	

City of Shaker Heights
Cuyahoga County, Ohio
Schedule of Revenues, Expenses, Encumbrances and Changes in Fund Equity -
Budget (Non-GAAP Budgetary Basis) and Actual
Self-Insurance Fund
For the Year Ended December 31, 2023

	Final Budget	Actual Amounts	Variance with Final Budget Positive (Negative)
Revenues:			
Charges for Services	\$ 6,023,787	\$ 6,067,006	\$ 43,219
Expenses:			
Personal Services	80,726	79,457	1,269
Travel and Education	588	-	588
Contractual Services	6,892,794	6,799,998	92,796
Total Expenditures	<u>6,974,108</u>	<u>6,879,455</u>	<u>94,653</u>
Operating Income (Loss)	(950,321)	(812,449)	137,872
Other Financing Sources (Uses):			
Transfers - in	<u>500,000</u>	<u>500,000</u>	<u>-</u>
Net Change in Fund Equity	(450,321)	(312,449)	137,872
Beginning Cash Fund Equity	5,011,069	5,011,069	-
Current Year Cash Expenditures Against Prior Year's Cash Fund Balance Reserved For Encumbrance	<u>(443,352)</u>	<u>(443,352)</u>	<u>-</u>
Ending Unreserved Cash Fund Equity	<u>\$ 4,117,396</u>	4,255,268	<u>\$ 137,872</u>
Reserved for Encumbrances - All Budget Years		<u>902,362</u>	
Total Cash Fund Equity - December 31		<u>\$ 5,157,630</u>	

City of Shaker Heights
Cuyahoga County, Ohio
Combining Statements – Internal Service Funds

Internal Service Funds

These funds are used to account for the financing of goods or services provided by one department to other departments of the City, on a cost-reimbursement basis.

Central Purchasing Fund

To provide a central cost center to account for the purchasing of office supplies, road materials, sidewalk materials, fuel, fire hydrants, and other miscellaneous supplies to be charged back to the individual City departments as the supplies are drawn.

Central Printing Fund

To provide a central cost center to account for the cost of the copy machines to be charged back to the individual City departments based on usage.

Central Garage Fund

To provide a central cost center to account for the repairs and maintenance of the City's fleet of vehicles and heavy equipment.

Self-Insurance Fund

This fund pays the City's Self-insured Workers Compensation and Employee Health Care insurance.

City of Shaker Heights
Cuyahoga County, Ohio
Combining Statement of Fund Net Position
Internal Service Funds
December 31, 2023

	Central Purchasing Fund	Central Printing Fund	Central Garage Fund	Self- Insurance Fund	Totals
Assets					
<i>Current Assets:</i>					
Equity in Pooled Cash and Cash Equivalents	\$ 158,146	\$ 7,280	\$ 149,952	\$ 5,157,630	\$ 5,473,008
Materials and Supplies Inventory	413,373	-	-	-	413,373
<i>Total Current Assets</i>	<u>571,519</u>	<u>7,280</u>	<u>149,952</u>	<u>5,157,630</u>	<u>5,886,381</u>
Deferred Outflows of Resources					
Pension	-	-	414,789	41,479	456,268
OPEB	-	-	63,641	6,363	70,004
<i>Total Deferred Outflows of Resources</i>	<u>-</u>	<u>-</u>	<u>478,430</u>	<u>47,842</u>	<u>526,272</u>
Liabilities					
<i>Current Liabilities:</i>					
Accounts Payable	70,610	1,231	32,387	4,926	109,154
Accrued Wages and Benefits	-	-	34,333	-	34,333
Interfund Payable	270,000	-	10,000	-	280,000
Compensated Absences Payable	-	-	13,268	-	13,268
Claims Payable	-	-	-	704,128	704,128
<i>Total Current Liabilities</i>	<u>340,610</u>	<u>1,231</u>	<u>89,988</u>	<u>709,054</u>	<u>1,140,883</u>
<i>Long-Term Liabilities:</i>					
Claims Payable - Net of Current Portion	-	-	-	30,079	30,079
Compensated Absences Payable - Net of Current Portion	-	-	188,870	-	188,870
Net Pension Liability	-	-	1,029,577	102,958	1,132,535
Net OPEB Liability	-	-	21,478	2,148	23,626
<i>Total Long-Term Liabilities</i>	<u>-</u>	<u>-</u>	<u>1,239,925</u>	<u>135,185</u>	<u>1,375,110</u>
<i>Total Liabilities</i>	<u>340,610</u>	<u>1,231</u>	<u>1,329,913</u>	<u>844,239</u>	<u>2,515,993</u>
Deferred Inflows of Resources					
Pension	-	-	2,701	233	2,934
OPEB	-	-	7,278	725	8,003
<i>Total Deferred Inflows of Resources</i>	<u>-</u>	<u>-</u>	<u>9,979</u>	<u>958</u>	<u>10,937</u>
Net Position					
Unrestricted	230,909	6,049	(711,510)	4,360,275	3,885,723
Total Net Position	<u>\$ 230,909</u>	<u>\$ 6,049</u>	<u>\$ (711,510)</u>	<u>\$ 4,360,275</u>	<u>\$ 3,885,723</u>

City of Shaker Heights
Cuyahoga County, Ohio
Combining Statement of Revenues, Expenses and Changes in Fund Net Position
Internal Service Funds
For the Year Ended December 31, 2023

	Central Purchasing Fund	Central Printing Fund	Central Garage Fund	Self- Insurance Fund	Totals
Operating Revenues					
Charges for Services	\$ 893,332	\$ 15,058	\$ 1,172,153	\$ 6,067,006	\$ 8,147,549
Operating Expenses					
Personal Services	-	-	721,510	81,543	803,053
Contractual Services	31,114	13,867	279,116	6,420,102	6,744,199
Materials and Supplies	801,671	-	103,834	-	905,505
<i>Total Operating Expenses</i>	<u>832,785</u>	<u>13,867</u>	<u>1,104,460</u>	<u>6,501,645</u>	<u>8,452,757</u>
<i>Operating Income (Loss) Before Transfers</i>	60,547	1,191	67,693	(434,639)	(305,208)
Transfers In	-	-	-	500,000	500,000
<i>Change in Net Position</i>	60,547	1,191	67,693	65,361	194,792
<i>Net Position Beginning of Year</i>	<u>170,362</u>	<u>4,858</u>	<u>(779,203)</u>	<u>4,294,914</u>	<u>3,690,931</u>
<i>Net Position End of Year</i>	<u>\$ 230,909</u>	<u>\$ 6,049</u>	<u>\$ (711,510)</u>	<u>\$ 4,360,275</u>	<u>\$ 3,885,723</u>

City of Shaker Heights
Cuyahoga County, Ohio
Combining Statement of Cash Flows
Internal Service Funds
For the Year Ended December 31, 2023

	Central Purchasing Fund	Central Printing Fund	Central Garage Fund	Self- Insurance Fund	Totals
Cash Flows from Operating Activities					
Cash Received from Internal Services	\$ 893,026	\$ 15,058	\$ 1,172,153	\$ 6,067,006	\$ 8,147,243
Cash Payments to Suppliers for Goods and Services	(914,976)	-	(108,233)	-	(1,023,209)
Cash Payments to Employees for Services and Benefits	-	-	(779,126)	(79,457)	(858,583)
Cash Payments for Contractual Services	(30,905)	(15,063)	(284,794)	(6,340,988)	(6,671,750)
<i>Net Cash Used for Operating Activities</i>	<u>(52,855)</u>	<u>(5)</u>	<u>-</u>	<u>(353,439)</u>	<u>(406,299)</u>
Cash Flows from Noncapital Financing Activities					
Advances In	270,000	-	10,000	-	280,000
Advances Out	(240,000)	(10,000)	(10,000)	-	(260,000)
Transfers In	-	-	-	500,000	500,000
<i>Net Cash Provided by (Used for)</i> <i>Noncapital Financing Activities</i>	<u>30,000</u>	<u>(10,000)</u>	<u>-</u>	<u>500,000</u>	<u>520,000</u>
<i>Net Increase (Decrease) in Cash and Equivalents</i>	(22,855)	(10,005)	-	146,561	113,701
<i>Cash and Equivalents Beginning of Year</i>	<u>181,001</u>	<u>17,285</u>	<u>149,952</u>	<u>5,011,069</u>	<u>5,359,307</u>
<i>Cash and Equivalents End of Year</i>	<u>\$ 158,146</u>	<u>\$ 7,280</u>	<u>\$ 149,952</u>	<u>\$ 5,157,630</u>	<u>\$ 5,473,008</u>
Reconciliation of Operating Income (Loss) to Net Cash Provided by (Used for) Operating Activities					
Operating Income (Loss)	\$ 60,547	\$ 1,191	\$ 67,693	\$ (434,639)	\$ (305,208)
Adjustments:					
(Increase) Decrease in Assets and Deferred Outflows:					
Materials and Supplies Inventory	(42,490)	-	-	-	(42,490)
Net OPEB Asset	-	-	106,407	10,641	117,048
Deferred Outflows - Pension/OPEB	-	-	(349,113)	(34,910)	(384,023)
Increase (Decrease) in Liabilities and Deferred Inflows:					
Accounts Payable	(70,912)	(1,196)	(10,155)	1,129	(81,134)
Accrued Wages and Benefits	-	-	(857)	-	(857)
Claims Payable	-	-	-	77,985	77,985
Compensated Absences Payable	-	-	(7,227)	-	(7,227)
Deferred Inflows - Pension/OPEB	-	-	(552,958)	(48,267)	(601,225)
Net Pension Liability	-	-	724,732	72,474	797,206
Net OPEB Liability	-	-	21,478	2,148	23,626
<i>Net Cash Used For Operating Activities</i>	<u>\$ (52,855)</u>	<u>\$ (5)</u>	<u>\$ -</u>	<u>\$ (353,439)</u>	<u>\$ (406,299)</u>

City of Shaker Heights
Cuyahoga County, Ohio
Combining Statements – Custodial Funds

Custodial Funds

Custodial Funds are used to report fiduciary activities that are not required to be reported in a trust fund. These funds do not account for the City's own source revenue. The following is a description of the City's custodial funds:

Public Art Trust Fund

This fund accounts for donations toward the purchase of public art throughout the City and in honor of services rendered by various City departments.

Recreation Scholarship Fund

The City solicits donations to be used to provide financial aid and/or services to youth who otherwise could not afford to participate in various Recreation Department programs. The scholarship program is a non-profit corporation established which is tax exempt under section 501(c) of the Internal Revenue Code.

Board of Building Standards Fund

State mandated fees are deposited into this fund and are collected by the Building and Housing Department from the acceptance, review and approval of building plans and specifications. An amount equal to 3% of fees imposed must be remitted on a monthly basis to the State of Ohio Department of Industrial Relations.

Heights-Hillcrest Technical Rescue Team Fund

The assets of the Heights-Hillcrest Technical Rescue Team (HHTRT) are held by the City as fiscal agent. HHTRT is comprised of the Fire Departments from Beachwood, Cleveland Heights, Euclid, Gates Mills, Highland Heights, Lyndhurst, Mayfield Heights, Mayfield Village, Pepper Pike, Richmond Heights, Shaker Heights, South Euclid, University Heights, Willoughby, Willoughby Hills and all Chagrin Southeast Communities. HHTRT provides special rescue services in the following disciplines: rope rescue, confined space, trench rescue, structural collapse, and water rescue.

Cleveland Waterline Projects Fund

The City transferred ownership and replacement responsibilities of its waterlines to the City of Cleveland in 2007. The City also entered into an agreement with the Cleveland Division of Water under which the City of Shaker Heights would manage and design the projects for which the Cleveland Division of Water would pay the costs. This fund is to account for funds received from the Cleveland Division of Water to be expensed for the design and construction of such projects by the City.

Shaker Heights Development Corporation Fund

This fund accounts for the activities of the Community Improvement Corporation, also known as the Shaker Heights Development Corporation, which seeks corporate and other private sponsorships and contributions along with foundation, federal and state grants to be used for economic development in the City. The City of Shaker Heights acts as the fiscal agent for the Shaker Heights Development Corporation.

Municipal Court Fund

To account for assets received and disbursed by the Shaker Heights Municipal Court as agent or custodian related to civil and criminal court matters.

City of Shaker Heights
Cuyahoga County, Ohio
Combining Statements – Custodial Funds

Custodial Funds (Continued)

Commercial Property Assessed Clean Energy (CPACE) Fund

This fund functions as a pass through where payments in lieu of taxes (PILOTs) from property owners are collected and then paid to a debt servicer established from the Commercial Property Assessed Clean Energy program. The program allows a commercial property owner to finance up-front costs of energy improvements and pay the costs over time through a voluntary assessment on the property tax bill.

City of Shaker Heights
Cuyahoga County, OH
Combining Statement of Fiduciary Net Position
Custodial Funds
December 31, 2023

	Public Art Trust Fund	Recreation Scholarship Fund	Board of Building Standards Fund	Heights-Hillcrest Technical Rescue Team (HHTRT) Fund	Cleveland Waterline Projects Fund
Assets					
Equity in Pooled Cash and Cash Equivalents	\$ 4,138	\$ 24,468	\$ 3,301	\$ 142,347	\$ 310,533
Cash in Segregated Accounts	-	-	-	-	-
Accounts Receivable	-	-	-	10,988	-
Loans Receivable	-	-	-	-	-
<i>Total Assets</i>	<u>\$ 4,138</u>	<u>\$ 24,468</u>	<u>\$ 3,301</u>	<u>\$ 153,335</u>	<u>\$ 310,533</u>
Liabilities					
Accounts Payable	\$ -	\$ -	\$ 2,997	\$ 3,294	\$ -
Intergovernmental Payable	-	-	304	-	-
<i>Total Liabilities</i>	<u>-</u>	<u>-</u>	<u>3,301</u>	<u>3,294</u>	<u>-</u>
Net Position					
Restricted Net Position for Individuals, Organizations & Other Governments	<u>\$ 4,138</u>	<u>\$ 24,468</u>	<u>\$ -</u>	<u>\$ 150,041</u>	<u>\$ 310,533</u>
<i>Total Net Position</i>	<u>\$ 4,138</u>	<u>\$ 24,468</u>	<u>\$ -</u>	<u>\$ 150,041</u>	<u>\$ 310,533</u>

(continued)

City of Shaker Heights
Cuyahoga County, OH
Combining Statement of Fiduciary Net Position
Custodial Funds
December 31, 2023

	Shaker Heights Development Corporation Fund	Municipal Court Fund	Commercial Property Assessed Clean Energy (CPACE) Fund	Total
Assets				
Equity in Pooled Cash and Cash Equivalents	\$ 270,947	\$ -	\$ -	\$ 755,734
Cash in Segregated Accounts	245,347	245,668	-	491,015
Accounts Receivable	-	-	-	10,988
Loans Receivable	11,496	-	-	11,496
<i>Total Assets</i>	<u>\$ 527,790</u>	<u>\$ 245,668</u>	<u>\$ -</u>	<u>\$ 1,269,233</u>
Liabilities				
Accounts Payable	\$ -	\$ -	\$ -	\$ 6,291
Intergovernmental Payable	-	245,668	-	245,972
<i>Total Liabilities</i>	<u>-</u>	<u>245,668</u>	<u>-</u>	<u>252,263</u>
Net Position				
Restricted Net Position for Individuals, Organizations & Other Governments	<u>\$ 527,790</u>	<u>\$ -</u>	<u>\$ -</u>	<u>\$ 1,016,970</u>
<i>Total Net Position</i>	<u>\$ 527,790</u>	<u>\$ -</u>	<u>\$ -</u>	<u>\$ 1,016,970</u>

City of Shaker Heights
Cuyahoga County, OH
Combining Statement of Changes in Fiduciary Net Position
Custodial Funds
For the Fiscal Year Ended December 31, 2023

	Public Art Trust Fund	Recreation Scholarship Fund	Board of Building Standards Fund	Heights-Hillcrest Technical Rescue Team (HHTRT) Fund	Cleveland Waterline Projects Fund
Additions					
Contributions and Donations	\$ 3,600	\$ 1,935	\$ -	\$ -	\$ -
Interest	32	-	-	-	-
Intergovernmental	-	-	-	-	588,343
Amounts Received as Fiscal Agent	-	-	-	106,019	-
Licenses, Permits & Fees for Other Governments	-	-	12,815	-	-
Fines & Forfeitures for Other Governments	-	-	-	-	-
Special Assessment Collections for Other Organizations	-	-	-	-	-
<i>Total Additions</i>	<u>3,632</u>	<u>1,935</u>	<u>12,815</u>	<u>106,019</u>	<u>588,343</u>
Deductions					
Distributions as Fiscal Agent	-	-	-	109,798	-
Licenses, Permits & Fees Distributions to Other Governments	-	-	12,815	-	-
Fines & Forfeitures Distributions to Other Governments	-	-	-	-	-
Special Assessment Distributions to Other Organizations	-	-	-	-	-
Other Distributions	-	2,045	-	-	601,771
<i>Total Deductions</i>	<u>-</u>	<u>2,045</u>	<u>12,815</u>	<u>109,798</u>	<u>601,771</u>
<i>Change in Net Position</i>	3,632	(110)	-	(3,779)	(13,428)
<i>Net Position Beginning of Year</i>	<u>506</u>	<u>24,578</u>	<u>-</u>	<u>153,820</u>	<u>323,961</u>
<i>Net Position End of Year</i>	<u>\$ 4,138</u>	<u>\$ 24,468</u>	<u>\$ -</u>	<u>\$ 150,041</u>	<u>\$ 310,533</u>

(continued)

City of Shaker Heights
Cuyahoga County, OH
Combining Statement of Changes in Fiduciary Net Position
Custodial Funds
For the Fiscal Year Ended December 31, 2023

	Shaker Heights Development Corporation Fund	Municipal Court Fund	Commercial Property Assessed Clean Energy (CPACE) Fund	Total
Additions				
Contributions and Donations	\$ -	\$ -	\$ -	\$ 5,535
Interest	-	-	-	32
Intergovernmental	-	-	-	588,343
Amounts Received as Fiscal Agent	101,878	-	-	207,897
Licenses, Permits & Fees for Other Governments	-	565,665	-	578,480
Fines & Forfeitures for Other Governments	-	908,165	-	908,165
Special Assessment Collections for Other Organizations	-	-	32,619	32,619
<i>Total Additions</i>	<u>101,878</u>	<u>1,473,830</u>	<u>32,619</u>	<u>2,321,071</u>
Deductions				
Distributions as Fiscal Agent	316,344	-	-	426,142
Licenses, Permits & Fees Distributions to Other Governments	-	186,391	-	199,206
Fines & Forfeitures Distributions to Other Governments	-	1,287,439	-	1,287,439
Special Assessment Distributions to Other Organizations	-	-	32,619	32,619
Other Distributions	-	-	-	603,816
<i>Total Deductions</i>	<u>316,344</u>	<u>1,473,830</u>	<u>32,619</u>	<u>2,549,222</u>
<i>Change in Net Position</i>	(214,466)	-	-	(228,151)
<i>Net Position Beginning of Year</i>	<u>742,256</u>	<u>-</u>	<u>-</u>	<u>1,245,121</u>
<i>Net Position End of Year</i>	<u>\$ 527,790</u>	<u>\$ -</u>	<u>\$ -</u>	<u>\$ 1,016,970</u>

This Page Intentionally Left Blank

**STATISTICAL
SECTION**

Statistical Section

This part of the City of Shaker Heights's annual comprehensive financial report presents detailed information as a context for understanding what the information in the financial statements, note disclosures, and required supplementary information says about the City's overall financial health.

<u>Contents</u>	<u>Pages</u>
Financial Trends These schedules contain trend information to help the reader understand how the City's financial performance and well-being have changed over time.	178 - 185
Revenue Capacity These schedules contain information to help the reader assess the City's most significant local revenue sources, property tax and municipal income tax.	186 - 193
Debt Capacity These schedules present information to help the reader assess the affordability of the City's current levels of outstanding debt and the City's ability to issue additional debt in the future.	194 - 199
Economic and Demographic Information These schedules offer economic and demographic indicators to help the reader understand the environment within which the City's financial activities take place.	201 - 203
Operating Information These schedules contain service data to help the reader understand how the information in the City's financial report relates to the services the City provides and the activities it performs.	204 - 211

Sources: Unless otherwise noted, the information in these schedules is derived from the annual comprehensive financial reports for the relevant fiscal year.

With the implementation of GASB 75 in 2018, the calculation of pension expense has changed; however, government-wide expenses for 2017 and prior years were not restated to reflect this change.

With the implementation of GASB 68 in 2015, the calculation of pension expense has changed; however, government-wide expenses for 2014 and prior years were not restated to reflect this change.

City of Shaker Heights
Cuyahoga County, Ohio
Net Position By Component
Last Ten Years
(Accrual Basis of Accounting)

	2023	2022	2021	2020	2019
Governmental Activities					
Net Investment in Capital Assets	\$ 88,936,340	\$ 83,198,714	\$79,718,816	\$ 82,272,947	\$ 79,129,710
Restricted:					
Capital Projects	1,397,736	3,728,045	1,888,346	1,395,696	1,596,426
Debt Service	-	-	-	-	-
Streets	922,022	1,480,022	1,705,504	1,334,137	1,454,864
Public Safety	3,211,058	3,270,012	3,949,683	3,528,920	3,162,843
Judicial Services	1,326,287	1,219,855	1,107,461	1,055,233	1,028,027
Tree Maintenance	1,381,163	1,363,726	1,241,538	1,019,831	1,013,729
Community and Economic Development	4,658,161	4,528,054	3,584,918	2,822,293	2,924,436
Unclaimed Monies	275,110	428,006	317,363	200,732	140,012
Other	834,337	1,578,365	1,327,142	1,005,141	633,275
Unrestricted	31,447,428	22,257,416	13,168,973	(8,428,723)	(7,849,482)
<i>Total Governmental Activities Net Position</i>	<u>\$ 134,389,642</u>	<u>\$ 123,052,215</u>	<u>\$ 108,009,744</u>	<u>\$ 86,206,207</u>	<u>\$ 83,233,840</u>

In 2013, the City implemented GASB 65, which resulted in bond issuance costs to be expenses in the year incurred. Prior year information has been adjusted for the implementation of the Statement.

Note: Restricted for tree maintenance has been separately displayed starting in 2014. It was previously included in Unrestricted. Restricted for community and economic development and unclaimed monies has been separately displayed starting in 2023. Prior year information has been adjusted however no information is available for 2014.

The City reported the impact of GASB Statement No. 75 beginning in 2017.

The City implemented GASB Statement No. 84 in 2019, resulting in a reclassification of certain funds as of January 1, 2019.

Source: City Financial Records

	Restated 2018	Restated 2017	2016	2015	Restated 2014
\$	76,894,481	\$ 70,763,174	\$ 74,476,459	\$ 69,897,453	\$ 67,676,056
	3,988,068	3,737,425	768,122	11,284,974	12,231,909
	-	-	-	1,269,277	1,170,127
	1,091,166	1,040,808	835,057	719,628	930,033
	2,670,608	2,755,095	2,974,436	2,990,023	2,447,391
	953,547	899,365	862,725	805,341	763,332
	1,129,546	1,046,737	972,982	774,319	794,291
	81,189	135,588	170,008	118,979	-
	-	-	-	-	-
	42,869	57,627	31,824	32,593	134,469
	(31,724,412)	(25,196,167)	8,909,483	(959,568)	(4,364,283)
\$	<u>55,127,062</u>	<u>\$ 55,239,652</u>	<u>\$ 90,001,096</u>	<u>\$ 86,933,019</u>	<u>\$ 81,783,325</u>

City of Shaker Heights
Cuyahoga County, Ohio
Changes in Net Position
Last Ten Years
(Accrual Basis of Accounting)

	2023	2022	2021	2020	2019
Program Revenues					
Governmental Activities:					
Charges for Services:					
Security of Persons and Property	\$ 1,429,759	\$ 1,382,142	\$1,528,950	\$ 1,208,821	\$ 1,307,823
Public Health Services	40,756	12,356	-	-	-
Leisure Time Activities	1,205,336	1,152,134	812,305	420,205	1,817,683
Housing and Community Development	3,005,322	3,158,867	2,953,417	3,983,974	2,686,298
Sanitation and Sewer Services	2,048,540	1,772,541	1,488,558	1,232,259	1,014,195
Street Maintenance and Repair	-	100,000	-	50,666	-
Public Works	534,268	555,982	542,339	172,444	874,518
General Government	2,262,048	2,501,280	2,665,531	2,543,790	3,018,024
Operating Grants and Contributions:					
Security of Persons and Property	96,457	76,478	63,337	1,376,623	31,632
Public Health Services	129	-	-	-	-
Leisure Time Activities	-	-	-	-	-
Housing and Community Development	21,376	1,615	43,951	270,370	2,664,500
Sanitation and Sewer Services	10,110	15,221	9,006	18,353	74,579
Street Maintenance and Repair	1,530,511	1,482,308	1,593,607	1,455,942	1,350,706
Public Works	-	-	-	190,573	-
General Government	88,352	13,124	38,257	461,203	52,185
Capital Grants and Contributions:					
Security of Persons and Property	-	-	-	-	-
Housing and Community Development	-	-	150,000	-	-
Sanitation and Sewer Services	-	560,118	165,915	350,415	547,808
Street Maintenance and Repair	1,755,834	3,176,787	1,921,480	695,340	2,222,553
Total Governmental Activities Program Revenues	14,028,798	15,960,953	13,976,653	14,430,978	17,662,504
Expenses					
Governmental Activities:					
Security of Persons and Property	26,680,666	22,108,260	19,590,041	21,946,348	2,160,338
Public Health and Welfare	9,047	-	-	-	-
Leisure Time Activities	3,816,023	2,578,028	1,805,790	2,854,606	5,172,978
Housing and Community Development	12,849,764	14,427,495	7,279,982	10,087,220	9,621,662
Sanitation and Sewer Services	6,192,160	5,786,352	3,330,183	5,326,517	8,092,293
Transportation	487,093	446,649	414,661	472,234	484,758
Street Maintenance and Repair	3,946,092	3,142,877	3,274,328	4,059,339	3,277,254
Public Works	3,767,107	2,777,656	1,966,493	3,306,949	3,629,354
General Government	9,733,872	7,573,263	5,089,698	8,632,435	9,068,383
Interest and Fiscal Charges	681,095	917,858	581,977	1,590,830	807,406
Total Governmental Activities Expenses	68,162,919	59,758,438	43,333,153	58,276,478	42,314,426
Net (Expense)/Revenue					
Governmental Activities	(54,134,121)	(43,797,485)	(29,356,500)	(43,845,500)	(24,651,922)
General Revenues and Other Changes in Net Position					
Governmental Activities					
Property Taxes	7,620,917	7,725,211	7,153,641	7,095,855	7,276,246
Income and Other Taxes	43,560,958	41,813,776	41,607,797	34,399,919	37,478,995
Grants, Entitlements and Estate Taxes	2,676,340	2,405,631	2,365,132	2,104,557	2,118,741
Revenue in Lieu of Taxes	7,583,430	5,811,718	5,472,141	2,440,756	1,296,896
Investment Earnings	3,612,121	479,002	(87,830)	541,610	1,177,814
Miscellaneous Income	391,458	553,296	303,782	206,909	481,681
Gain on Sale of Capital Assets	26,324	5,295	1,210,075	28,261	-
Total Governmental Activities	65,471,548	58,793,929	58,024,738	46,817,867	49,830,373
Change in Net Position					
Governmental Activities	\$ 11,337,427	\$ 14,996,444	\$ 28,668,238	\$ 2,972,367	\$ 25,178,451

In 2013, the City implemented GASB 65, which resulted in the bond issuance costs to be expenses in the year incurred. Prior year information has been adjusted for the implementation of the Statement.

In 2015, gasoline tax and motor vehicle license fees were reclassified from general revenues - grants, entitlements and estate taxes to program revenues - operating grants and contributions offset against street maintenance and repair.

In 2017, certain expenses have been categorized as Transportation expense that were previously included in Street Maintenance and Repair.

Source: City Financial Records

	2018	2017	2016	2015	2014
\$	1,290,140	\$ 1,315,283	\$ 1,323,855	\$ 1,390,008	\$ 1,612,394
	-	40,809	63,910	64,469	47,160
	1,772,222	1,777,428	1,725,480	1,784,639	1,888,776
	2,796,781	3,023,773	2,719,958	2,730,614	2,976,704
	960,294	1,121,311	1,130,083	1,051,180	1,092,872
	30,000	30,000	-	113	147
	599,546	441,511	820,334	727,391	658,313
	2,661,146	2,642,497	2,922,213	2,839,390	2,488,869
	88,389	1,221,014	3,533,657	4,132,929	3,934,416
	-	30,166	44,650	33,119	36,711
	-	-	3,628	15,807	-
	88,939	85,262	132,072	52,615	40,719
	59,408	27,033	6,034	308	-
	1,045,954	1,074,557	1,218,647	1,114,270	-
	-	45,739	4,741	-	-
	15,211	91,512	16,787	72,597	17,000
	-	-	-	-	-
	300,000	-	-	-	-
	988,156	45,180	-	-	-
	1,171,929	1,801,572	376,504	3,067,984	-
	<u>13,868,115</u>	<u>14,814,647</u>	<u>16,042,553</u>	<u>19,077,433</u>	<u>14,794,081</u>
	23,619,320	23,159,705	25,248,646	23,192,181	23,341,934
	-	393,522	440,827	418,461	420,084
	5,075,744	4,960,888	4,191,330	3,913,273	3,993,567
	7,080,052	12,709,824	5,318,429	6,149,090	5,658,971
	5,116,508	5,614,744	5,002,530	4,097,422	5,314,960
	451,245	454,926	-	-	-
	3,556,492	3,830,430	3,197,767	6,553,316	3,462,608
	3,600,214	2,768,174	3,034,027	2,343,649	2,474,210
	9,910,331	8,825,164	7,788,922	7,554,498	7,309,823
	816,124	1,103,848	690,169	643,523	658,444
	<u>59,226,030</u>	<u>63,821,225</u>	<u>54,912,647</u>	<u>54,865,413</u>	<u>52,634,601</u>
	<u>(45,357,915)</u>	<u>(49,006,578)</u>	<u>(38,870,094)</u>	<u>(35,787,980)</u>	<u>(37,840,520)</u>
	6,609,808	6,683,358	6,712,702	6,312,482	6,212,760
	34,163,469	35,855,348	31,986,981	31,707,723	29,236,804
	1,871,156	1,798,481	1,847,342	2,541,876	4,244,813
	1,612,192	885,610	914,230	-	-
	703,493	259,455	273,406	6,863	58,812
	285,207	433,610	203,510	368,730	219,399
	-	-	-	-	-
	<u>45,245,325</u>	<u>45,915,862</u>	<u>41,938,171</u>	<u>40,937,674</u>	<u>39,972,588</u>
\$	<u>(112,590)</u>	<u>\$ (3,090,716)</u>	<u>\$ 3,068,077</u>	<u>\$ 5,149,694</u>	<u>\$ 2,132,068</u>

City of Shaker Heights
Cuyahoga County, Ohio
Fund Balances of Governmental Funds
Last Ten Years
(Modified Accrual Basis of Accounting)

	2023	2022	2021	2020	Restated 2019
General Fund					
Nonspendable	\$ 500,629	\$ 590,496	\$ 596,083	\$ 447,669	\$ 557,858
Committed	1,752,598	1,728,399	1,683,826	438,170	238,984
Assigned	13,833,360	7,790,592	9,280,581	7,907,360	7,094,814
Unassigned	26,245,551	29,646,963	28,408,960	23,926,558	25,540,311
Total General Fund	42,332,138	39,756,450	39,969,450	32,719,757	33,431,967
All Other Governmental Funds					
Nonspendable	-	-	-	190,034	190,034
Restricted	15,107,158	14,752,673	11,937,594	9,696,021	9,282,368
Committed	30,950,113	24,205,810	21,033,713	18,714,272	16,337,173
Unassigned	-	-	(76,853)	(256,470)	(76,853)
Total All Other Governmental Funds	46,057,271	38,958,483	32,894,454	28,343,857	25,732,722
Total Governmental Funds	\$ 88,389,409	\$ 78,714,933	\$ 72,863,904	\$ 61,063,614	\$ 59,164,689

Note: The City implemented GASB Statement No. 84 in 2019, resulting in reclassification of certain funds as of January 1, 2019.

2018	2017	2016	2015	2014
\$ 168,626	\$ 149,075	\$ 174,420	\$ 162,467	\$ 145,338
43,218	147,403	173,541	61,746	86,712
7,147,740	8,949,057	6,496,316	7,797,286	6,318,448
21,987,308	19,789,323	21,674,733	17,485,238	16,818,500
<u>29,346,892</u>	<u>29,034,858</u>	<u>28,519,010</u>	<u>25,506,737</u>	<u>23,368,998</u>
-	-	-	-	-
8,380,700	8,168,850	4,254,420	4,784,536	3,881,400
11,909,377	14,957,973	13,094,542	12,427,440	14,584,343
(76,853)	(89,818)	(36,093)	(402,506)	(155,539)
<u>20,213,224</u>	<u>23,037,005</u>	<u>17,312,869</u>	<u>16,809,470</u>	<u>18,310,204</u>
<u>\$ 49,560,116</u>	<u>\$ 52,071,863</u>	<u>\$ 45,831,879</u>	<u>\$ 42,316,207</u>	<u>\$ 41,679,202</u>

City of Shaker Heights
Cuyahoga County, Ohio
Changes in Fund Balances of Governmental Funds
Last Ten Years
(Modified Accrual Basis of Accounting)

	2023	2022	2021	2020	2019
Revenues					
Property taxes	\$ 7,714,361	\$ 7,619,637	\$ 7,142,243	\$ 7,150,377	\$ 7,221,588
Municipal Income Taxes	41,850,147	42,427,574	42,551,636	33,358,871	36,703,070
Other Local Taxes	90,089	89,112	74,233	96,192	81,938
Special Assessments	1,631,665	1,690,651	1,466,014	1,432,524	1,473,664
Charges for Services	5,305,519	5,021,125	4,250,689	3,648,304	5,096,704
Fees, Licenses and Permits	1,305,806	1,382,396	1,214,308	1,111,867	1,081,045
Fines and Forfeitures	2,203,464	2,451,610	2,745,024	2,408,381	2,983,621
Intergovernmental	6,052,893	7,641,706	6,203,906	6,970,679	6,064,360
Investment Earnings	3,504,891	(438,287)	(74,580)	583,758	1,344,922
Revenue in Lieu of Taxes	3,132,938	2,856,543	2,834,297	2,440,756	1,296,896
Residential Point of Sale Escrow (2)	4,450,492	2,955,175	2,637,844	1,549,802	2,662,038
Other Revenue	389,834	553,597	312,848	206,909	413,585
Total Revenues	77,632,099	74,250,839	71,358,462	60,958,420	66,423,431
Expenditures					
Current:					
Security of Persons and Property	24,501,287	22,626,369	21,623,609	20,674,130	20,276,110
Public Health and Welfare (1)	9,005	-	-	-	-
Leisure Time Activities	4,004,791	3,712,474	2,878,781	2,738,137	4,544,872
Housing and Community Development	12,131,042	14,970,177	10,478,856	10,132,953	10,016,565
Sanitation and Sewer Services	6,178,278	6,927,549	6,237,511	7,703,659	7,950,425
Transportation	137,993	140,283	142,416	136,612	140,857
Street Maintenance and Repair	6,014,151	8,222,339	5,598,561	5,299,640	3,670,077
Public Works - Other	2,972,039	2,665,741	2,493,073	2,604,864	2,769,774
General Government	10,242,857	10,200,743	9,244,506	9,014,989	8,351,698
Debt Service:					
Principal Retirement	2,168,271	6,008,674	5,246,270	3,376,815	3,396,369
Interest and Fiscal Charges	784,194	934,152	611,608	679,765	825,417
Total Expenditures	69,143,908	76,408,501	64,555,191	62,361,564	61,942,164
<i>Excess of Revenues Over (Under) Expenditures</i>	8,488,191	(2,157,662)	6,803,271	(1,403,144)	4,481,267
Other Financing Sources (Uses)					
Issuance of General Obligation Bonds	-	8,000,000	-	8,650,000	-
Issuance of Non-Tax Revenue Bonds	-	-	-	-	-
Issuance of Notes Payable	-	-	4,000,000	3,200,000	1,400,000
Inception of Capital Leases	-	-	-	402,837	-
Proceeds from Sale of Capital Assets	41,104	65,743	1,433,019	43,915	69,660
Inception of Lease Purchases	345,156	-	-	-	703,319
Issuance of OWDA Bonds	1,300,025	-	-	-	-
Issuance of Refunding Bonds	-	-	-	-	-
Payment to Refunded Bond Escrow Agent	-	-	-	(8,587,923)	-
Premium on Debt Issuance	-	378,948	-	29,240	22,000
Transfers In	14,952,038	11,475,966	11,747,940	11,457,986	11,227,351
Transfers Out	(15,452,038)	(11,911,966)	(12,183,940)	(11,893,986)	(11,227,351)
Total Other Financing Sources (Uses)	1,186,285	8,008,691	4,997,019	3,302,069	2,194,979
Net Change in Fund Balances	\$ 9,674,476	\$ 5,851,029	\$ 11,800,290	\$ 1,898,925	\$ 6,676,246
Debt Service as a Percentage of					
Noncapital Expenditures	4.75%	10.33%	10.31%	7.41%	7.38%

(1) Public health services are received from Cuyahoga County Board of Health effective January 1, 2018.

(2) Due to the implementation of GASB Statement No. 84, the Point of Sale Escrow fund is now reported as a special revenue fund as of January, 1, 2019.

	2018	2017	2016	2015	2014
\$	6,692,659	\$ 6,610,146	\$ 6,657,936	\$ 6,318,907	\$ 6,435,800
	33,992,625	34,727,459	34,284,348	32,322,789	31,341,737
	28,488	49,673	73,283	47,244	65,231
	1,505,918	1,483,978	1,470,966	1,492,221	1,485,323
	5,005,249	5,071,968	7,131,974	6,850,563	6,648,614
	1,248,634	1,279,985	1,113,953	1,272,257	1,186,841
	2,700,396	2,639,889	888,108	570,441	813,715
	4,914,974	6,377,564	7,399,711	10,022,274	8,319,959
	761,197	299,282	293,713	2,500	63,187
	1,612,192	885,610	914,230	-	-
	-	-	-	-	-
	282,144	457,323	222,481	343,664	319,100
	<u>58,744,476</u>	<u>59,882,877</u>	<u>60,450,703</u>	<u>59,242,860</u>	<u>56,679,507</u>
	20,467,284	21,473,178	23,856,995	22,357,798	23,536,042
	-	370,229	414,282	414,237	421,555
	4,358,088	4,054,952	3,717,057	3,764,184	3,574,222
	8,966,963	12,791,052	6,138,513	6,217,708	5,645,429
	7,210,250	5,073,507	5,349,697	4,799,429	4,805,347
	121,896	125,578	-	-	-
	4,383,426	6,821,025	4,444,233	7,425,932	3,876,660
	2,824,520	2,695,514	2,690,969	2,856,532	2,826,772
	8,984,178	7,887,027	7,392,746	7,704,541	7,332,496
	3,784,726	1,574,483	2,339,616	2,576,173	2,784,346
	843,002	964,584	649,977	628,358	636,275
	<u>61,944,333</u>	<u>63,831,129</u>	<u>56,994,085</u>	<u>58,744,892</u>	<u>55,439,144</u>
	<u>(3,199,857)</u>	<u>(3,948,252)</u>	<u>3,456,618</u>	<u>497,968</u>	<u>1,240,363</u>
	-	3,195,000	-	-	-
	-	4,960,000	-	-	-
	1,600,000	2,000,000	-	1,025,000	1,230,000
	-	256,250	940,000	-	540,000
	15,470	146,087	18,767	29,759	29,534
	-	-	-	-	-
	-	-	-	-	-
	-	-	3,501,300	-	-
	-	-	(3,455,473)	-	-
	17,640	576,439	-	2,278	7,724
	9,801,067	10,884,859	9,615,110	8,743,637	7,536,702
	<u>(10,746,067)</u>	<u>(11,830,399)</u>	<u>(10,560,650)</u>	<u>(9,661,637)</u>	<u>(7,536,702)</u>
	<u>688,110</u>	<u>10,188,236</u>	<u>59,054</u>	<u>139,037</u>	<u>1,807,258</u>
\$	<u>(2,511,747)</u>	<u>\$ 6,239,984</u>	<u>\$ 3,515,672</u>	<u>\$ 637,005</u>	<u>\$ 3,047,621</u>
	8.60%	0.00%	5.82%	6.29%	6.51%

**City of Shaker Heights
Cuyahoga County, Ohio**

*Assessed Valuation and Estimated Actual Values of Taxable Property
Last Ten Years*

Tax Year/ Collection Year	Real Property			Public Utility	
	Assessed Value		Estimated Actual Value	Assessed Value	Estimated Actual Value
	Residential/ Agricultural	Commercial Industrial/PU			
2023/2024	\$ 791,328,240	\$ 76,098,770	\$ 2,478,362,886	\$ 22,268,620	\$ 26,198,376
2022/2023	790,079,870	73,783,040	2,468,179,743	20,870,370	24,553,376
2021/2022	788,243,320	72,721,440	2,459,899,314	18,833,780	22,157,388
2020/2021	745,968,300	68,780,880	2,327,854,800	17,765,450	20,900,529
2019/2020	748,826,210	67,509,760	2,332,388,486	16,479,990	19,388,224
2018/2019	748,447,170	68,054,960	2,332,863,229	15,376,380	18,089,859
2017/2018	697,621,010	60,131,660	2,165,007,629	14,608,960	17,187,012
2016/2017	702,364,870	61,086,600	2,181,289,914	13,585,020	15,982,376
2015/2016	703,768,590	61,360,410	2,186,082,857	12,856,760	15,125,600
2014/2015	667,543,300	60,600,020	2,080,409,486	12,608,470	14,833,494

Real property is reappraised every six years with a State mandated update of the current market value in the third year following each reappraisal.

The assessed value of real property (including public utility real property) is 35 percent of estimated true value. The assessed value of public utility personal property ranges from 24 percent of true value for railroad property to 88 percent for electric transmission and distribution property.

(1) Tax rates are per \$1,000 of assessed value.

Source: Cuyahoga County Fiscal Officer

Total Direct Rate (1)	Total		
	Assessed Value	Estimated Actual Value	Ratio
9.90	\$ 889,695,630	\$ 2,504,561,262	35.52%
9.90	884,733,280	2,492,733,119	35.49%
9.90	879,798,540	2,482,056,702	35.45%
9.90	832,514,630	2,348,755,329	35.44%
9.90	832,815,960	2,351,776,710	35.41%
9.90	831,878,510	2,350,953,088	35.38%
9.90	772,361,630	2,182,194,641	35.39%
9.90	777,036,490	2,197,272,290	35.36%
9.90	777,985,760	2,201,208,457	35.34%
9.90	740,751,790	2,095,242,980	35.35%

City of Shaker Heights
Cuyahoga County, Ohio
Property Tax Rates - Direct and Overlapping Governments
(Per \$1,000 of Assessed Valuation)
Last Ten Years

	2023	2022	2021	2020	2019
Unvoted Millage					
Operating	\$ 3.80	\$ 3.80	\$ 3.80	\$ 3.80	\$ 3.80
Fire Pension	0.30	0.30	0.30	0.30	0.30
Police Pension	0.30	0.30	0.30	0.30	0.30
<i>Total Unvoted Millage</i>	<u>\$ 4.40</u>	<u>\$ 4.40</u>	<u>\$ 4.40</u>	<u>\$ 4.40</u>	<u>\$ 4.40</u>
Charter Millage					
1976 Charter/Current Expense	\$ 2.50	\$ 2.50	\$ 2.50	\$ 2.50	\$ 2.50
1976 Charter/Current Expense	3.00	3.00	3.00	3.00	3.00
<i>Total Charter Millage</i>	<u>\$ 5.50</u>	<u>\$ 5.50</u>	<u>\$ 5.50</u>	<u>\$ 5.50</u>	<u>\$ 5.50</u>
Total Millage	<u><u>\$ 9.90</u></u>	<u><u>\$ 9.90</u></u>	<u><u>\$ 9.90</u></u>	<u><u>\$ 9.90</u></u>	<u><u>\$ 9.90</u></u>
Overlapping Rates by Taxing District					
Shaker Heights City School District Voted Millage	\$ 192.08	\$ 188.83	\$ 189.18	\$ 189.18	\$ 189.18
Effective Millage Rates					
Residential/Agricultural Real	89.79	86.45	86.87	91.81	91.33
Commercial/Industrial and Public Utility	103.09	105.62	106.37	113.31	115.53
Tangible/Public Utility Personal	192.08	188.83	189.18	189.18	189.18
Cuyahoga County Voted Millage	23.03	22.63	22.63	22.63	21.83
Effective Millage Rates					
Residential/Agricultural Real	19.45	19.03	18.45	21.11	19.89
Commercial/Industrial and Public Utility	21.24	20.91	20.68	21.64	20.55
Tangible/Public Utility Personal	23.03	22.63	22.63	22.63	21.83
Shaker Heights Public Library Voted Millage	5.90	5.90	5.90	5.90	5.90
Effective Millage Rates					
Residential/Agricultural Real	5.04	5.03	5.04	5.36	5.33
Commercial/Industrial and Public Utility	4.43	4.70	4.72	5.05	5.16
Tangible/Public Utility Personal	5.90	5.90	5.90	5.90	5.90

The rates presented for a particular calendar year are the rates that, when applied to the assessed values presented in the Assessed Value Table, generated the property tax revenue billed in that year. The City's basic property tax rate may be increased only by a majority vote of the City's residents.

Charter millage is consistently applied to all types of property.

The real property tax rates for the voted levies of the overlapping taxing districts are reduced so that inflationary increases in value do not generate additional revenue.

Overlapping rates are those of local and county governments that apply to property owners within the City.

Cuyahoga County millage for 2023 includes voted rate of 14.85 mills for County government, 2.75 mills for Cleveland Metroparks, 5.3 mills for Cuyahoga Community College and 0.13 mills for the Cleveland Cuyahoga Port Authority.

Source: Ohio Department of Taxation

2018	2017	2016	2015	2014
\$ 3.80	\$ 3.80	\$ 3.80	\$ 3.80	\$ 3.80
0.30	0.30	0.30	0.30	0.30
0.30	0.30	0.30	0.30	0.30
\$ 4.40	\$ 4.40	\$ 4.40	\$ 4.40	\$ 4.40
\$ 2.50	\$ 2.50	\$ 2.50	\$ 2.50	\$ 2.50
3.00	3.00	3.00	3.00	3.00
\$ 5.50	\$ 5.50	\$ 5.50	\$ 5.50	\$ 5.50
\$ 9.90	\$ 9.90	\$ 9.90	\$ 9.90	\$ 9.90
\$ 190.48	\$ 190.48	\$ 186.73	\$ 186.73	\$ 186.83
92.55	99.06	94.72	94.56	99.07
115.89	132.23	127.93	127.86	126.99
190.48	190.48	186.73	186.73	186.83
21.43	21.43	20.93	20.93	20.93
19.49	21.20	20.65	20.64	20.90
19.92	21.35	20.86	20.92	20.90
21.43	21.43	20.93	20.93	20.93
5.90	4.00	4.00	4.00	4.00
5.32	3.84	3.81	4.00	4.00
5.11	4.00	4.00	4.00	4.00
5.90	4.00	4.00	4.00	4.00

City of Shaker Heights
Cuyahoga County, Ohio
Property Tax Levies And Collections
Last Ten Years

Year	Total Tax Levy	Current Tax Collections (1)	Percent of Current Tax Collections To Tax Levy	Delinquent Tax Collections	Total Tax Collections
2023	\$ 12,704,009	\$ 11,461,525	90.22%	\$ 431,138	\$ 11,892,663
2022	12,380,123	11,153,822	90.09%	372,370	11,526,192
2021	11,762,213	10,496,114	89.24%	300,696	10,796,810
2020	11,114,312	10,300,090	92.67%	294,959	10,595,049
2019	10,332,333	9,173,015	88.78%	327,770	9,500,785
2018	9,662,995	9,307,222	96.32%	396,261	9,703,483
2017	9,271,284	8,101,835	87.39%	283,655	8,385,490
2016	9,067,125	8,285,107	91.38%	257,796	8,542,903
2015	8,186,675	7,766,018	94.86%	289,463	8,055,481
2014	8,113,207	7,682,072	94.69%	301,800	7,983,872

The County does not identify delinquent collections by the year for which the tax was levied.

(1) State reimbursement of rollback and homestead exemptions are included.

Source: Cuyahoga County Fiscal Officer

Percent of Total Tax Collections To Tax Levy	Accumulated Outstanding Delinquent Taxes	Percentage of Delinquent Taxes to Total Tax Levy
93.61%	\$ 765,716	6.03%
93.10%	882,522	7.13%
91.79%	750,553	6.38%
95.33%	736,304	6.62%
91.95%	804,461	7.79%
100.42%	736,137	7.62%
90.45%	839,702	9.06%
94.22%	748,183	8.25%
98.40%	679,726	8.30%
98.41%	686,510	8.46%

City of Shaker Heights
Cuyahoga County, Ohio
Principal Taxpayers - Real Estate Tax
2023 and 2014

2023		
Taxpayer	Real Property Assessed Valuation (1)	Percentage of Real Assessed Valuation
Van Aken District	\$13,322,770	1.54%
The Cleveland Electric Illuminating Company	13,113,820	1.51%
MW Centers Shaker LLC ETAL	5,180,010	0.60%
East Ohio Gas Company	4,866,920	0.56%
American Transmission System	4,287,880	0.49%
Oliver Family LTD	3,538,680	0.41%
Montlack Realty Company	3,349,690	0.39%
Shaker Plaza 1 LTD	2,520,010	0.29%
Gator Properties	2,442,060	0.28%
E2G Properties LLC	2,132,840	0.25%
Total	<u>\$ 54,754,680</u>	<u>6.32%</u>
Total Assessed Valuation	<u>\$ 867,427,010</u>	

2014		
Taxpayer	Real Property Assessed Valuation (1)	Percentage of Real Assessed Valuation
The Cleveland Electric Illuminating Company	\$9,939,460	1.37%
Shaker MLZ	2,998,160	0.41%
Oliver Family LTD	2,348,290	0.32%
Tower East Operating Assoc.	2,068,330	0.28%
East Ohio Gas Company	1,821,150	0.25%
Deborah Salzberg, Tr.	1,309,810	0.18%
Shaker Plaza LTD	1,304,630	0.18%
Shaker Heights Country Club	1,225,010	0.17%
Kirt Montlack LTD	1,212,800	0.17%
Gator Shaker Heights, LLC	1,102,500	0.15%
Total	<u>\$ 25,330,140</u>	<u>3.48%</u>
Total Assessed Valuation	<u>\$ 728,143,320</u>	

(1) Assessed valuation for tax year, excluding public utility.

Source: Cuyahoga County Fiscal Officer

City of Shaker Heights
Cuyahoga County, Ohio
Income Tax Revenue Base and Collections
Last Ten Years

<u>Tax Year (1)</u>	<u>Tax Rate (2)</u>	<u>Total Tax Collected (3)</u>	<u>Taxes from Withholding</u>	<u>Percentage of Taxes from Withholding</u>	<u>Taxes From Net Profits</u>	<u>Percentage of Taxes from Net Profits</u>	<u>Taxes From Individuals</u>	<u>Percentage of Taxes from Individuals</u>
2023	2.25%	\$ 42,006,836	\$ 17,103,130	40.72%	\$ 1,487,997	3.54%	\$ 23,343,561	55.57%
2022	2.25%	40,601,174	15,698,496	38.67%	1,406,440	3.46%	23,000,528	56.65%
2021	2.25%	39,162,004	13,837,227	35.33%	1,180,655	3.01%	23,460,183	59.91%
2020	2.25%	34,503,393	12,504,399	36.24%	698,389	2.02%	21,024,200	60.93%
2019	2.25%	36,717,999	12,313,532	33.54%	1,085,555	2.96%	22,056,851	60.07%
2018	2.25%	33,721,082	11,590,078	34.37%	787,251	2.33%	20,891,196	61.95%
2017	2.25%	34,237,225	11,001,664	32.13%	756,538	2.21%	21,987,696	64.22%
2016	2.25%	32,809,264	10,319,267	31.45%	1,048,112	3.19%	21,441,885	65.35%
2015	2.25%	31,486,020	9,546,540	30.32%	985,269	3.13%	20,954,211	66.55%
2014	2.25%	29,826,789	9,071,388	30.41%	937,163	3.14%	19,818,238	66.44%

The City is prohibited by statute from presenting information regarding individual taxpayers.

(1) Collections presented on a cash basis.

(2) Effective October 1, 2012.

(3) Does not include electrical utility municipal income tax collected by the State.

Source: Regional Income Tax Agency

City of Shaker Heights
Cuyahoga County, Ohio
Ratio of Outstanding Debt to
Total Personal Income and Debt Per Capita
Last Ten Years

Year	Governmental Activities						Total Debt	Percentage of Personal Income (1)	Per Capita
	General Obligation Bonds (2)	Bond Anticipation Notes	OPWC Loans	Non-Tax Revenue Bonds (2)	Capital Leases Payable	Lease Purchases (3)			
2023	\$ 21,084,027	\$ -	\$ 1,074,581	\$ 4,173,516	-	\$ 917,042	\$ 27,249,166	1.34%	\$ 926
2022	21,158,788	-	1,396,275	4,396,479	298,883	562,581	27,813,005	1.48%	945
2021	13,990,227	4,000,000	1,717,969	4,609,442	344,910	866,961	25,529,509	1.42%	867
2020	15,208,182	3,200,000	2,039,663	4,817,405	402,837	1,135,810	25,668,087	1.53%	902
2019	16,074,568	1,400,000	2,361,357	5,015,368	-	1,398,331	26,249,624	1.59%	923
2018	17,128,242	1,600,000	2,683,051	5,208,331	974,387	-	27,594,011	1.75%	970
2017	17,732,900	2,000,000	3,004,745	4,960,000	1,273,119	-	28,970,764	1.94%	1,018
2016	15,749,588	-	3,326,439	-	1,406,258	-	20,482,285	1.45%	720
2015	16,394,866	-	3,648,133	-	659,179	-	20,702,178	1.47%	728
2014	17,206,108	1,230,000	3,990,015	-	883,470	-	23,309,593	1.65%	819

(1) Population and Personal Income data are presented on page 202.

(2) Beginning in 2018, premiums are included.

(3) Beginning in 2019, lease purchases are presented separately due to GASB 88.

City of Shaker Heights
Cuyahoga County, Ohio
*Ratio of General Obligation Bonded Debt to Assessed
Value and Bonded Debt Per Capita
Last Ten Years*

Year	Population (1)	Assessed Value of Taxable Property (2)	Gross Bonded Debt (3)	Debt Service Funds Available (4)	Net Bonded Debt	Ratio of Net Bonded Debt to Estimated Actual Value of Taxable Property	Net Bonded Debt Per Capita
2023	29,439	\$ 889,695,630	\$ 21,084,027	-	\$ 21,084,027	2.37%	\$ 716
2022	29,439	884,733,280	21,158,788	-	21,158,788	2.39%	719
2021	29,439	879,798,540	17,990,227	-	17,990,227	2.04%	611
2020	28,448	832,514,630	18,408,182	-	15,876,807	1.91%	558
2019	28,448	832,815,960	17,474,568	-	17,474,568	2.10%	614
2018	28,448	831,878,510	18,728,242	-	18,728,242	2.25%	658
2017	28,448	772,361,630	19,732,900	843,399	18,889,501	2.45%	664
2016	28,448	777,036,490	15,749,588	718,095	15,031,493	1.93%	528
2015	28,448	777,985,760	16,394,866	1,294,726	15,100,140	1.94%	531
2014	28,448	740,751,790	18,436,108	1,170,127	17,265,981	2.33%	607

(1) Source: U. S. Bureau of Census, Census of Population.

(2) Source: Cuyahoga County Fiscal Officer.

(3) Includes all general obligation bonded debt and premiums with the exception of Special Assessment debt.

(4) Beginning in 2018, the net position for debt service is considered committed, but not restricted.

City of Shaker Heights
Cuyahoga County, Ohio
Computation of Direct and Overlapping Governmental Activities Debt
December 31, 2023

Jurisdiction	Governmental Activities Debt Outstanding (1)	Percentage Applicable to City (2)	Amount Applicable to City
Direct			
City of Shaker Heights			
General Obligation Bonds	\$ 21,084,027	100.00%	\$ 21,084,027
OPWC Loans (3)	1,074,581	100.00%	1,074,581
Capital leases payable	-	100.00%	-
Lease Purchases	917,042	100.00%	917,042
CCCPA Non-Tax Revenue Bonds	<u>4,173,516</u>	100.00%	<u>4,173,516</u>
<i>Total Direct Debt</i>	<u>\$ 27,249,166</u>		<u>\$ 27,249,166</u>
Overlapping			
Shaker Heights City School District			
General Obligation Bonds	\$ 25,665,000	93.46%	\$ 23,986,509
Cuyahoga County			
General Obligation Bonds	228,740,000	2.52%	5,764,248
Cuyahoga Community College			
Miscellaneous	<u>183,840,000</u>	2.52%	<u>4,632,768</u>
<i>Total Overlapping Debt</i>	<u>438,245,000</u>		<u>34,383,525</u>
Total	<u>\$ 465,494,166</u>		<u>\$ 61,632,691</u>

(1) Includes bond premium.

(2) Percentages were determined by dividing each overlapping subdivision's assessed valuation within the City by its total assessed valuation.

(3) The City has entered into an agreement with the Cleveland-Cuyahoga County Port Authority (CCCPA) and is liable for the debt incurred.

Source: Cuyahoga County Fiscal Officer

This Page Intentionally Left Blank

City of Shaker Heights
Cuyahoga County, Ohio
Legal Debt Margin
Last Ten Years

	2023	2022	2021	2020	2019
Total Assessed Property Value	\$ 889,695,630	\$ 879,798,540	\$879,798,540	\$ 832,514,630	\$ 832,815,960
Overall Legal Debt Limit (10½ % of Assessed Valuation)	\$ 93,418,041	\$ 92,378,847	\$ 92,378,847	\$ 87,414,036	\$ 87,445,676
Debt Outstanding:					
General Obligation Bonds	20,663,325	20,720,300	13,912,900	15,125,700	15,708,300
Bond Anticipation Notes	-	-	4,000,000	3,400,000	1,600,000
OPWC Loans	1,074,581	1,396,275	1,717,969	2,039,663	4,817,405
Non-Tax Revenue Bonds	3,875,000	4,075,000	4,265,000	4,450,000	4,625,000
Total Gross Indebtedness	25,612,906	26,191,575	23,895,869	25,015,363	26,750,705
Less:					
OPWC Loans	(1,074,581)	(1,396,275)	-	(2,039,663)	(4,817,405)
TIF Urban Renewal Bonds	-	-	-	-	-
Permanent Urban Renewal Bonds	-	-	(11,067,900)	-	-
Urban Renewal Refunding Bonds	(8,998,300)	(18,040,300)	(4,265,000)	(12,115,700)	(12,533,300)
Non-Tax Revenue Bonds	(3,875,000)	(4,075,000)	-	(4,450,000)	(4,625,000)
Amount Available in Debt Service (1)	-	-	-	-	-
Total Net Debt Applicable to Debt Limit	11,665,025	2,680,000	6,845,000	6,410,000	4,775,000
Legal Debt Margin Within 10½ % Limitations	\$ 81,753,016	\$ 89,698,847	\$ 85,533,847	\$ 81,004,036	\$ 82,670,676
Legal Debt Margin as a Percentage of the Debt Limit	87.51%	97.10%	92.59%	92.67%	94.54%
Unvoted Debt Limitation (5½ % of Assessed Valuation)	\$ 48,933,260	\$ 48,388,920	\$ 48,388,920	\$ 45,788,305	\$ 45,804,878
Total Gross Indebtedness	25,612,906	26,191,575	23,895,869	25,015,363	26,750,705
Less:					
OPWC Loans	(1,074,581)	(1,396,275)	-	(2,039,663)	(4,817,405)
TIF Urban Renewal Bonds	-	-	-	-	-
Permanent Urban Renewal Bonds	-	-	(11,067,900)	-	-
Urban Renewal Refunding Bonds	(8,998,300)	(18,040,300)	(4,265,000)	(12,115,700)	(12,533,300)
Non-Tax Revenue Bonds	(3,875,000)	(4,075,000)	-	(4,450,000)	(4,625,000)
Amount Available in Debt Service (1)	-	-	-	-	-
Net Debt Within 5½ % Limitations	11,665,025	2,680,000	6,845,000	6,410,000	4,775,000
Unvoted Legal Debt Margin Within 5½ % Limitations	\$ 37,268,235	\$ 45,708,920	\$ 41,543,920	\$ 39,378,305	\$ 41,029,878
Unvoted legal Debt Margin as a Percentage of the Unvoted Debt Limitation	76.16%	94.46%	85.85%	86.00%	89.58%

(1) Beginning in 2018, the net position for debt service is considered committed, but not restricted.

Source: City Financial Records and Cuyahoga County Fiscal Officer

2018	2017	2016	2015	2014
<u>\$ 831,878,510</u>	<u>\$ 772,361,630</u>	<u>\$ 777,036,490</u>	<u>\$ 777,985,760</u>	<u>\$ 740,751,790</u>
<u>\$ 87,347,244</u>	<u>\$ 81,097,971</u>	<u>\$ 81,588,831</u>	<u>\$ 81,688,505</u>	<u>\$ 77,778,938</u>
16,733,600	17,732,900	15,749,588	16,394,866	17,206,108
1,800,000	2,000,000	-	1,025,000	1,230,000
2,683,051	3,004,746	3,326,439	3,648,133	3,990,015
4,795,000	4,960,000	-	-	-
<u>26,011,651</u>	<u>27,697,646</u>	<u>19,076,027</u>	<u>21,067,999</u>	<u>22,426,123</u>
(2,683,051)	(3,004,745)	(3,326,439)	(3,648,133)	(3,990,015)
-	(175,000)	(345,000)	(3,705,000)	(3,865,000)
-	-	-	-	-
(13,398,600)	(14,062,900)	(15,079,588)	(11,845,000)	(12,445,000)
(4,795,000)	(4,960,000)	-	-	-
<u>-</u>	<u>(843,399)</u>	<u>(325,000)</u>	<u>(1,294,726)</u>	<u>(1,620,559)</u>
<u>5,135,000</u>	<u>4,651,602</u>	<u>-</u>	<u>575,140</u>	<u>505,549</u>
<u>\$ 82,212,244</u>	<u>\$ 76,446,369</u>	<u>\$ 81,588,831</u>	<u>\$ 81,113,365</u>	<u>\$ 77,273,389</u>
94.12%	94.26%	100.00%	99.30%	99.35%
<u>\$ 45,753,318</u>	<u>\$ 42,479,890</u>	<u>\$ 42,737,007</u>	<u>\$ 42,789,217</u>	<u>\$ 40,741,348</u>
26,011,651	27,697,646	19,076,027	21,067,999	22,426,123
(2,683,051)	(3,004,745)	(3,326,439)	(3,648,133)	(3,990,015)
-	(175,000)	(345,000)	(3,705,000)	(3,865,000)
-	-	-	-	-
(13,398,600)	(14,062,900)	(15,079,588)	(11,845,000)	(12,445,000)
(4,795,000)	(4,960,000)	-	-	-
<u>-</u>	<u>(843,399)</u>	<u>(325,000)</u>	<u>(1,294,726)</u>	<u>(1,620,559)</u>
<u>5,135,000</u>	<u>4,651,602</u>	<u>-</u>	<u>575,140</u>	<u>505,549</u>
<u>\$ 40,618,318</u>	<u>\$ 37,828,288</u>	<u>\$ 42,737,007</u>	<u>\$ 42,214,077</u>	<u>\$ 40,235,799</u>
88.78%	89.05%	100.00%	98.66%	98.76%

This Page Intentionally Left Blank

City of Shaker Heights
Cuyahoga County, Ohio
Principal Employers
2023 and 2014

2023

Employer	Nature of Business or Activity	Employees	Percentage of Total
Shaker Heights City School District	Government Entity	1,293	26.8%
University Hospital Health System	Non Profit Organization	1,253	26.1%
Hathaway Brown School	Private School	490	10.2%
City of Shaker Heights	Government Entity	478	9.9%
Heinen's Inc	Grocery	271	5.6%
Laurel School	Private School	246	5.1%
The Cleveland Clinic Foundation	Non Profit Organization	220	4.6%
Cellular Technology Limited (CTL)	BioTech	189	3.9%
University School (Shaker Heights Campus)	Private School	187	3.9%
Progressive Casualty Insurance Company	Insurance	180	3.7%
Total		4,807	100%
Total Employment within the City of Shaker Heights, Ohio		(1)	

2014

Employer	Nature of Business or Activity	Employees	Percentage of Total
University Hospital Health System	Health Care System	1,600	34.8%
Shaker Heights City School District	Government Entity	1,410	30.7%
Hathaway Brown School	Private School	428	9.3%
City of Shaker Heights	Government Entity	421	9.2%
Laurel School	Private School	342	7.4%
University School (Shaker Heights Campus)	Private School	160	3.5%
Center for Dialysis Care	Medical Facility	140	3.0%
Equity Engineering Group	Engineering	98	2.1%
Total		4,599	100%
Total Employment within the City of Shaker Heights, Ohio		(1)	

(1) Information not available

Source: Regional Income Tax Agency (RITA)

City of Shaker Heights
Cuyahoga County, Ohio
Demographic and Economic Statistics
Last Ten Years

<u>Year</u>	<u>Population (1)</u>	<u>Total Personal Income (1)</u>	<u>Personal Income Per Capita (1)</u>	<u>Median Family Income (1)</u>	<u>Median Age (1)</u>	<u>Educational Attainment: Bachelor's Degree or Higher (1)</u>
2023	29,439	\$ 2,033,822,754	\$ 69,086	\$ 128,048	41.1	70.10%
2022	29,439	1,879,945,101	63,859	127,517	40.3	70.50%
2021	29,439	1,794,513,123	60,957	123,906	40.4	69.90%
2020	28,448	1,677,578,560	58,970	120,290	40.0	66.60%
2019	28,448	1,648,732,288	57,956	115,041	40.1	65.90%
2018	28,448	1,580,684,672	55,564	114,957	40.3	64.70%
2017	28,448	1,491,841,568	52,441	107,938	41.0	64.90%
2016	28,448	1,412,443,200	49,650	105,063	40.9	64.60%
2015	28,448	1,412,443,200	49,650	105,063	40.9	64.60%
2014	28,448	1,412,443,200	49,650	105,063	40.9	64.60%

(1) Source: U. S. Census Bureau and the 2022 American Community Survey 5-year estimates.

(2) Source: Shaker Heights School District Annual Comprehensive Fiscal Report For the Fiscal Year Ended June 30, 2023.

(3) Source: Ohio Department of Job & Family Services - Ohio Labor Market Information (<http://ohiolmi.com>)

*To be consistent with prior year reporting, the unemployment rate is as of February 2020, which was pre-COVID-19.

(4) Source: Cuyahoga County Fiscal Officer.

School Enrollment (2)	Cuyahoga County Unemployment Rate (3)	Average Sales Price of Residential Property (4)	Total Assessed Property Value (4)
4,451	3.70%	\$ 341,300	\$ 889,695,630
4,595	4.10%	331,200	884,733,280
4,672	4.50%	288,600	879,798,540
4,907	5.10%*	250,400	879,798,540
4,899	4.20%	231,800	832,514,630
4,955	4.80%	229,000	831,878,510
5,111	5.60%	257,930	777,036,490
5,260	5.40%	236,845	777,985,760
5,377	5.20%	242,498	740,751,790
5,343	6.40%	226,733	750,012,970

City of Shaker Heights
Cuyahoga County, Ohio
Full-Time Equivalent City Government Employees by Function/Program
Last Ten Years

Function/Program	2023	2022	2021	2020	2019	2018	2017
General Government:							
Council	3.5	3.5	3.5	3.5	3.5	3.5	3.5
Finance	7.0	7.0	7.0	6.0	5.5	6.0	7.0
Mayor	2.0	2.0	2.0	2.0	2.0	2.0	2.0
Law	5.5	5.5	5.5	6.0	5.0	5.0	5.5
Chief Administrative Officer	3.0	3.0	3.0	2.0	2.0	2.0	2.0
Service Administration - Public Works	5.0	6.0	7.0	11.0	10.0	10.0	10.0
Municipal Court	35.0	35.5	37.0	40.5	36.5	30.0	29.5
Human Resources	4.5	5.0	4.0	4.0	4.0	3.5	4.0
Information Technology	3.0	4.0	4.0	4.0	4.0	4.0	4.0
Security of Persons and Property:							
Police	51.0	56.0	58.0	68.5	61.5	66.5	61.5
Police - Crossing Guards	10.0	8.0	9.5	9.5	9.0	10.0	10.0
Police - Dispatch/Records/Watch Officer	13.0	14.0	15.0	15.0	13.5	13.5	22.5
Police - Jailers	1.0	0.0	0.0	0.0	0.0	0.0	0.0
Police - Administrative (1)	4.0	4.0	3.0	3.0	3.0	3.0	3.0
Police - HIDTA	0.0	0.0	0.0	0.0	0.0	0.0	0.0
Fire	54.0	54.0	45.5	50.5	49.5	48.5	48.0
Fire - Other	4.5	3.5	3.5	3.5	3.5	3.5	3.5
Security of Persons/Property - Other	1.0	1.0	1.0	1.0	1.0	1.0	1.0
Public Health Services (3):	0.0	0.0	0.0	0.0	0.0	0.0	4.0
Leisure Time Activities:							
Recreation	54.5	49.0	35.5	56.5	63.0	48.0	57.0
Park and Public Land Maintenance	8.0	7.0	6.0	9.0	9.0	10.0	6.0
Community Development:							
Building (4)	16.0	17.0	14.0	16.0	16.0	16.0	5.0
Housing (4)	0.0	0.0	0.0	0.0	0.0	0.0	9.0
Planning	8.0	8.5	8.0	9.5	8.5	6.5	7.0
Community Development - Other (2)	20.5	24.0	20.0	36.0	36.5	31.5	27.5
Street Maintenance and Repair:	8.0	7.0	6.0	7.0	7.0	7.0	6.0
Sanitation and Sewer Services:							
Refuse and Brush Collection	20.5	20.0	30.0	30.0	28.0	27.0	26.0
Sewer Maintenance	7.0	7.0	6.0	5.0	5.0	6.0	5.0
Public Works - Other:	29.0	26.0	19.0	24.0	24.0	23.0	27.5
Totals:	<u>378.5</u>	<u>377.5</u>	<u>353.0</u>	<u>423.0</u>	<u>410.5</u>	<u>387.0</u>	<u>397.0</u>

Note: Using 1.0 for each full-time employee and 0.50 for each part-time and seasonal employee at year end.

(1) Includes Chief of Police and Command Staff Personnel.

(2) Includes Community Life, Neighborhood Revitalization, Communications and Marketing, Shaker Family Center, Leaf Removal and Recycling and Shaker Heights Development Corporation.

(3) Public Health Services were contracted out to the Cuyahoga County Board of Health in 2018.

(4) In 2018, Building and Housing were combined into one department.

Source: Finance Department

2016	2015	2014
3.5	3.5	3.5
8.0	8.0	7.0
2.0	2.0	2.0
5.0	5.0	5.5
2.0	2.0	2.0
10.0	10.0	10.0
41.0	41.5	42.0
4.0	4.0	5.0
4.0	4.0	4.0
61.0	59.0	64.0
9.0	8.5	8.0
17.0	15.0	16.0
2.0	2.0	3.0
5.0	5.5	4.0
12.5	13.0	11.0
48.0	49.0	48.0
3.5	3.5	3.5
1.0	1.0	1.0
6.5	7.0	6.0
50.5	48.5	53.0
9.0	11.0	11.0
5.0	4.0	3.0
10.0	10.0	10.0
8.0	8.5	9.0
28.0	30.0	34.0
7.0	7.0	7.0
26.0	22.0	21.0
6.0	5.0	6.0
27.5	25.5	24.5
422.0	415.0	424.0

City of Shaker Heights
Cuyahoga County, Ohio
Operating Indicators by Function/Program
Last Ten Years

Function/Program	2023	2022	2021	2020	2019
General Government					
<i>Council and Clerk</i>					
Number of Ordinances Passed	117	125	128	114	118
Number of Resolutions Passed	8	12	13	10	10
Number of Planning Commission docket items	28	28	31	26	21
Zoning Board of Appeals docket items	13	28	28	24	25
<i>Finance Department</i>					
Number of checks/vouchers issued	5,926	5,647	5,525	5,292	6,687
Amount of checks written	\$ 43,736,152	\$ 49,223,699	\$ 41,050,833	\$ 39,554,801	\$ 39,964,779
Interest earnings for fiscal year (cash basis)	\$ 2,743,258	\$ 900,737	\$ 228,437	\$ 509,385	\$ 1,042,551
Number of Receipts issued	3,013	3,680	3,824	4,440	6,185
Number of Journal Entries issued	663	1,003	959	887	1,194
Agency Ratings - S&P Global Ratings	AA+	AA+	AA+	AA+	AA+
General Fund Receipts (cash basis)	\$ 60,776,735	\$ 57,193,687	\$ 54,241,463	\$ 49,593,729	\$ 51,950,044
General Fund Expenditures (cash basis)	\$ 58,261,963	\$ 55,228,569	\$ 52,040,646	\$ 48,400,738	\$ 50,088,570
General Fund Cash Balances	\$ 28,424,527	\$ 25,915,303	\$ 23,938,925	\$ 21,699,407	\$ 20,608,243
<i>Municipal Court</i>					
Number of Civil Cases	1,816	1,852	1,600	1,295	1,812
Number of Criminal cases	7,427	8,780	8,544	6,686	12,075
<i>Civil Service</i>					
Number of police entry tests administered	1	0	1	0	1
Number of fire entry tests administered	0	0	1	0	0
Number of police promotional tests administered	0	2	0	0	0
Number of fire promotional tests administered	1	0	0	0	1
Number of hires of Police Officers from certified lists	7	0	9	6	0
Number of hires of Fire/Medics from certified lists	1	10	2	1	3
Number of promotions from police certified lists	2	0	0	0	3
Number of promotions from fire certified lists	1	0	0	1	0

	2018	2017	2016	2015	2014
	117	125	151	109	98
	10	8	8	9	11
	20	9	25	13	9
	29	22	27	23	13
	7,107	7,663	7,587	7,672	7,471
\$	40,844,458	\$ 40,693,588	\$ 34,391,018	\$ 35,763,950	\$ 31,523,347
\$	802,729	\$ 387,687	\$ 240,290	\$ 41,518	\$ 44,942
	7,071	7,318	7,938	7,772	8,013
	1,113	954	899	865	870
	AA+	AA+	AA+	AA+	AA+
\$	48,581,349	\$ 50,704,557	\$ 47,132,537	\$ 45,087,632	\$ 44,371,402
\$	47,322,719	\$ 47,855,168	\$ 46,926,777	\$ 43,666,249	\$ 41,789,230
\$	18,649,141	\$ 17,364,346	\$ 14,515,941	\$ 14,307,708	\$ 12,923,930
	1,926	1,938	1,775	1,684	1,539
	10,352	10,508	10,270	10,571	9,134
	0	1	1	1	1
	0	1	0	0	1
	2	0	0	0	2
	0	0	0	2	0
	8	9	7	5	0
	2	0	0	4	5
	4	0	3	4	0
	0	0	0	4	0

City of Shaker Heights
Cuyahoga County, Ohio
Operating Indicators by Function/Program (continued)
Last Ten Years

Function/Program	2023	2022	2021	2020	2019
Security of Persons & Property					
<i>Police</i>					
Total Calls for Services	33,997	40,585	41,361	41,153	48,042
Number of traffic citations issued	6,761	8,278	8,760	5,671	10,172
Number of parking citations issued	1,759	2,330	3,050	3,482	3,694
Number of criminal arrests	663	211	444	324	700
Part 1 Offenses (major offenses)	366	284	272	285	353
DUI Arrests	114	136	137	90	139
Prisoners	446	632	353	265	558
Motor Vehicle Accidents	466	526	544	494	599
Property damage accidents	374	369	330	343	434
Fatalities from Motor Vehicle Accidents	-	-	3	-	2
Community Diversion Program Youths	16	-	10	1	5
Community Diversion Program - community service hour:	-	-	-	-	30
<i>Fire</i>					
Total Fire Department Incidents	5,174	4,896	4,848	4,390	4,547
EMS Incidents (NFIRS 300's)	3,577	3,305	3,307	2,853	2,898
Fire Incidents (NFIRS 100's)	97	108	83	99	92
Other Incidents (NFIRS 200's, 400's - 900's)	1,500	1,483	1,458	1,438	1,557
Fires with Loss	27	35	22	27	5
Fires with Losses exceeding \$10K	12	14	14	14	2
Fire Losses \$	\$ 478,400	\$ 713,650	\$ 683,935	\$ 834,600	\$ 335,000
Fire Safety Inspections	1,458	1,460	1,196	1,435	1,300
Number of times Mutual Aid given for Fire and EMS	290	296	226	237	277
Number of times Mutual Aid received for Fire and EMS	101	111	107	77	75
Ambulance Billing Collections (net)	\$ 832,345	\$ 696,779	\$ 664,575	\$ 596,735	\$ 589,248
Leisure Time Activities					
<i>Recreation</i>					
Recreation Swimming pool receipts	\$ 217,669	\$ 233,232	\$ 128,913	\$ 1,695	\$ 175,791
Recreation Mens & Womens Leagues receipts	-	-	-	-	-
Recreation Children's Leagues receipts	55,415	50,215	16,905	14,078	18,454
Facilities rentals	133,334	131,003	116,297	85,538	136,157
Total Recreation Department receipts	<u>\$ 406,418</u>	<u>\$ 414,450</u>	<u>\$ 262,115</u>	<u>\$ 101,311</u>	<u>\$ 330,402</u>

2018	2017	2016	2015	2014
34,406	37,462	40,613	41,303	36,081
10,517	9,518	9,503	9,975	8,987
2,917	2,616	4,018	3,469	2,795
723	945	1,260	912	1,968
371	386	544	613	616
149	112	105	105	97
744	740	834	754	757
748	721	627	653	842
627	651	513	536	43
-	1	-	1	-
9	21	58	20	28
63	80	64	37	152
4,453	4,049	4,054	3,973	4,255
2,804	2,787	2,538	2,481	2,471
113	86	95	80	63
1,536	1,226	1,421	1,412	1,721
11	5	13	9	18
7	4	8	8	6
\$ 2,238,770	\$ 155,500	\$ 548,500	\$ 746,000	\$ 1,367,081
1,153	1,999	2,083	2,175	2,585
296	176	162	94	82
98	107	164	98	93
\$ 620,285	\$ 620,881	\$ 580,280	\$ 625,847	\$ 669,688
\$ 180,945	\$ 182,691	\$ 204,868	\$ 199,023	\$ 165,588
-	-	-	-	-
20,659	18,804	28,166	18,557	20,787
137,264	141,931	138,549	169,271	153,560
<u>\$ 338,868</u>	<u>\$ 343,426</u>	<u>\$ 371,583</u>	<u>\$ 386,851</u>	<u>\$ 339,935</u>

City of Shaker Heights
Cuyahoga County, Ohio
Capital Assets Statistics by Function/Program
Last Ten Years

Function/Program	2023	2022	2021	2020	2019
General Government					
Square Footage of City Hall	40,000	40,000	40,000	40,000	40,000
Administrative Vehicles	1	1	1	1	1
Inspection Vehicles	9	9	9	9	9
Police					
Stations	1	1	1	1	1
Square Footage of Building	29,425	29,425	29,425	29,425	29,425
Vehicles	40	39	39	39	40
Fire					
Stations	2	2	2	2	2
Square Footage of Building #1	21,000	21,000	21,000	21,000	21,000
Square Footage of Building #2	15,000	15,000	15,000	15,000	15,000
Vehicles	14	14	14	14	14
Recreation					
Number of Parks	4	4	4	4	4
Number of Pools	1	1	1	1	1
Number of Ice Rinks	1	1	1	1	1
Number of Tennis Courts	10	10	10	10	10
Number of Skateboarding Areas	1	1	1	1	1
Number of Baseball Diamonds	5	5	5	5	5
Number of Playgrounds	5	5	5	5	5
Number of Soccer Fields	3	3	3	3	3
Vehicles	3	4	5	6	6

2018	2017	2016	2015	2014
40,000	40,000	40,000	40,000	40,000
1	1	1	1	1
12	12	12	12	12
1	1	1	1	1
29,425	29,425	29,425	29,425	29,425
40	40	40	40	40
2	2	2	2	2
21,000	21,000	21,000	21,000	21,000
15,000	15,000	15,000	15,000	15,000
16	16	16	16	16
4	4	4	4	4
1	1	1	1	1
1	1	1	1	1
10	10	10	10	10
1	1	1	1	1
5	5	5	5	5
5	5	5	5	5
3	3	3	3	3
6	6	6	6	6

OHIO AUDITOR OF STATE KEITH FABER



CITY OF SHAKER HEIGHTS

CUYAHOGA COUNTY

AUDITOR OF STATE OF OHIO CERTIFICATION

This is a true and correct copy of the report, which is required to be filed pursuant to Section 117.26, Revised Code, and which is filed in the Office of the Ohio Auditor of State in Columbus, Ohio.



Certified for Release 7/30/2024

65 East State Street, Columbus, Ohio 43215
Phone: 614-466-4514 or 800-282-0370

This report is a matter of public record and is available online at
www.ohioauditor.gov